




Appendix D. Photographs of EUT and Setup


FCC SAR Test Report

<Photographs of EUT>


Laptop PC Mode



Tablet PC Mode

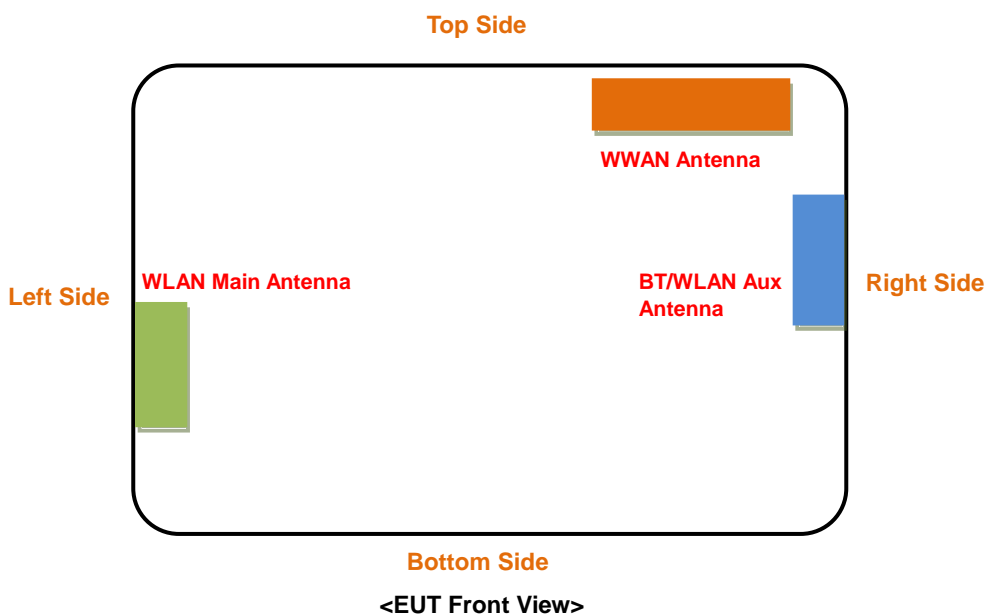


FCC SAR Test Report



<Antenna Location>

Tablet PC Mode

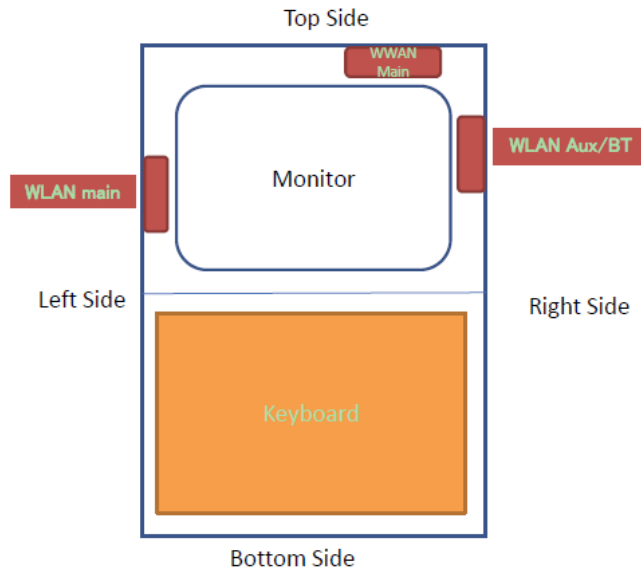


The separation distance for antenna to edge:

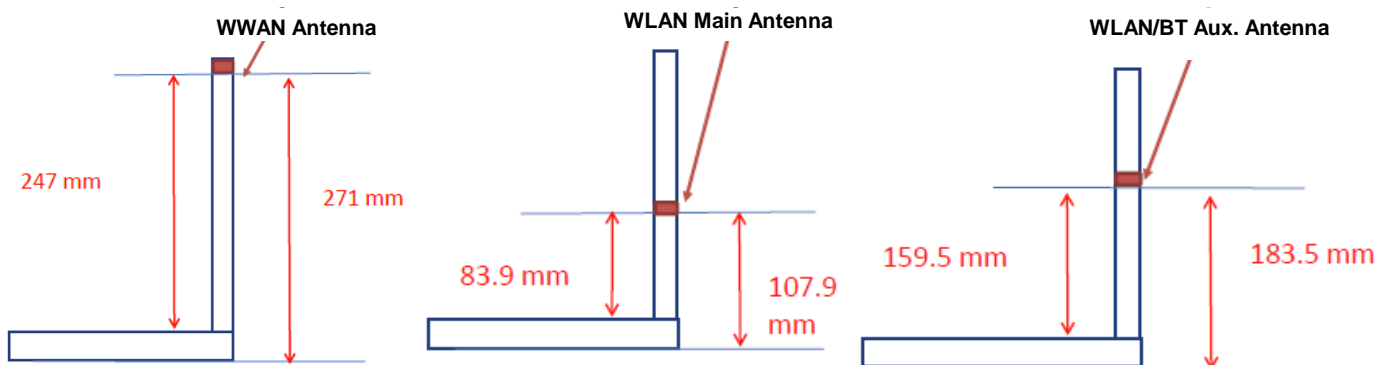
Antenna	To Top Side (mm)	To Bottom Side (mm)	To Left Side (mm)	To Right Side (mm)
WWAN	0	208	217	17
WLAN Ant0	130.5	44.9	0	311
BT/ WLAN Ant1.	78.5	120.5	311	0

FCC SAR Test Report

Laptop PC Mode



Antenna	To Top Side (mm)	To Bottom Side (mm)	To Left Side (mm)	To Right Side (mm)
WWAN	0	208	217	17
WLAN Main	130.5	44.9	0	311
BT/ WLAN Aux.	78.5	120.5	311	0



FCC SAR Test Report

<Photographs of SAR Setup>

Laptop PC Mode



Body - Bottom Side of EUT at 0 mm

FCC SAR Test Report

Tablet PC Mode



Body - Rear Face of EUT at 0 mm



Body - Top Side of EUT at 0 mm



Body - Top Side of EUT at 18 mm



Body - Bottom Side of EUT at 0 mm



Body - Left Side of EUT at 0 mm



Body - Right Side of EUT at 0 mm