


## Appendix F. Setup Photographs

### <Conducted Emission>

Remote View






Rear View




<Radiated Emission>

Y Plane for Ant. 1

LF




HF




X Plane for Ant. 1+2

LF



HF



————THE END————