




## Appendix D. Photographs of EUT and Setup

# FCC SAR Test Report

## <Photographs of EUT>

### Tablet PC Mode



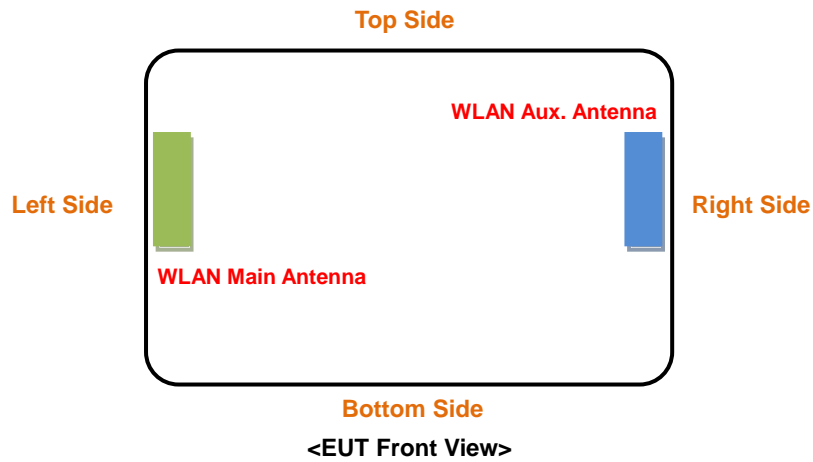
### Laptop PC Mode



# FCC SAR Test Report

## <Antenna Location>

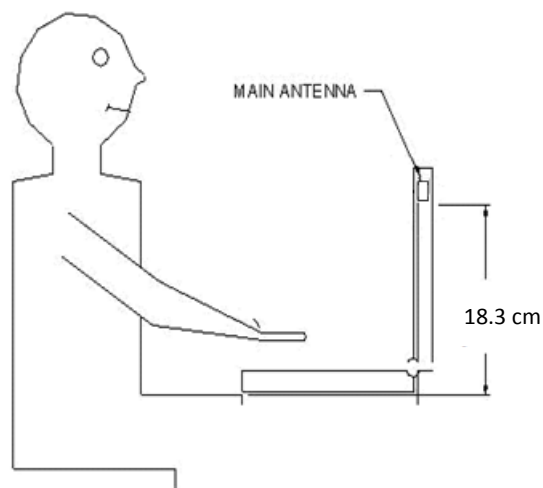
### Tablet PC Mode



The separation distance for antenna to edge:

Antenna	To Top Side (mm)	To Bottom Side (mm)	To Left Side (mm)	To Right Side (mm)
WLAN Main Ant.	68	131	2	283
WLAN Aux. Ant.	68	131	283	2

### Laptop PC Mode



# FCC SAR Test Report

## <Photographs of SAR Setup>



**Left Side of EUT with 0 mm Gap  
(Tablet PC Mode)**



**Right Side of EUT with 0 mm Gap  
(Tablet PC Mode)**



**Rear Face of EUT with 0 mm Gap  
(Tablet PC Mode)**