




Appendix D. Photographs of EUT and Setup

FCC SAR Test Report


<Photographs of EUT>



SKU A

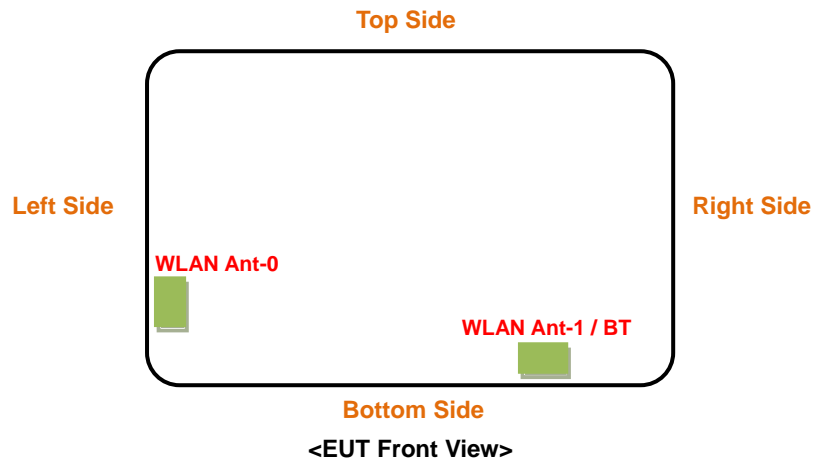


SKU C



Battery

<Antenna Location>




The separation distance for antenna to edge:

Antenna	To Top Side (mm)	To Bottom Side (mm)	To Left Side (mm)	To Right Side (mm)
WLAN Ant-0	148	25	6	302
WLAN Ant-1 / BT	204	5	203	80


FCC SAR Test Report

<Photographs of SAR Setup - SKU A>

	
<p>Rear Face of EUT with 0 cm Gap</p>	<p>Left Side of EUT with 0 cm Gap</p>
	
<p>Bottom Side of EUT with 0 cm Gap</p>	

FCC SAR Test Report

<Photographs of SAR Setup - SKU C>



Rear Face of EUT with 0 cm Gap



Left Side of EUT with 0 cm Gap



Bottom Side of EUT with 0 cm Gap

