





Appendix D. Photographs of EUT and Setup

FCC SAR Test Report**<Photographs of EUT>****EUT – Front View****EUT – Rear View****Battery – Front View****Battery – Rear View**

FCC SAR Test Report



Extended Battery – Front View



Extended Battery – Rear View




Extended RFID – Front View



Extended RFID – Rear View

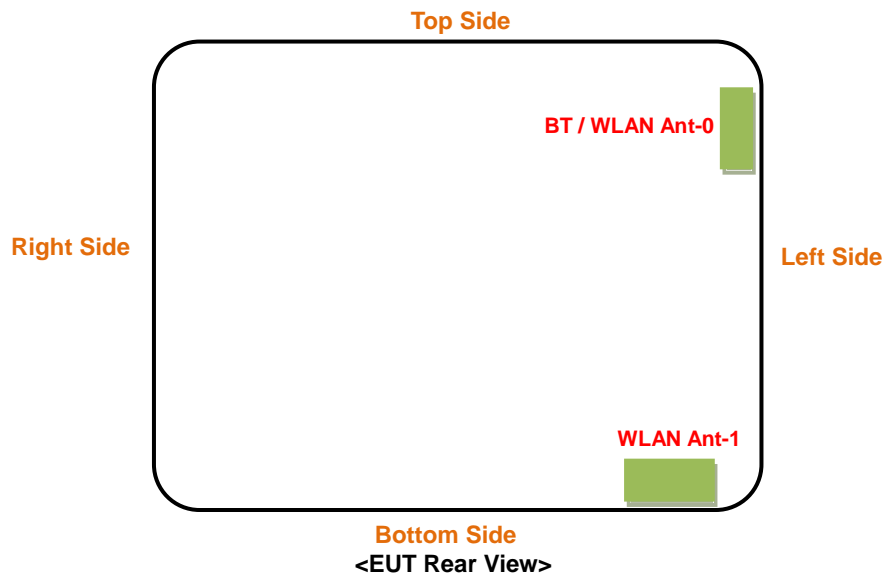


EUT + Extended Battery – Rear View



EUT + Extended RFID – Rear View

<Antenna Location>



The separation distance for antenna to edge:

Antenna	To Top Side (mm)	To Bottom Side (mm)	To Left Side (mm)	To Right Side (mm)
BT / WLAN Ant-0	20	95	5	215
WLAN Ant-1	140	5	18	170

FCC SAR Test Report**<Photographs of SAR Setup>****Rear Face of EUT with 0 cm Gap
(EUT Standalone)****Left Side of EUT with 0 cm Gap
(EUT Standalone)****Top Side of EUT with 0 cm Gap
(EUT Standalone)****Bottom Side of EUT with 0 cm Gap
(EUT Standalone)****Left Side of EUT with 0 cm Gap
(EUT + Extended Battery)****Left Side of EUT with 0 cm Gap
(EUT + Extended RFID)**