

FCC Unlicensed Test Setup Photos




Figure 1: Test Setup for Radiated Emissions 9 kHz to 30 MHz - Front




Figure 2: Test Setup for Radiated Emissions 9 kHz to 30 MHz - Rear




Figure 3: Test Setup for Radiated Emissions 30 MHz to 1000 MHz - Front



Figure 4: Test Setup for Radiated Emissions 30 MHz to 1000 MHz - Rear




Figure 5: Test Setup for Radiated Emissions 1 GHz to 18 GHz - Front



Figure 6: Test Setup for Radiated Emissions 18 GHz to 26GHz




Figure 7: Test Setup for antenna port conducted emissions