

1.1 Product Under Test Photo



Figure 1: Photo of EUT (Open Cover View 1)




Figure 2: Photo of EUT (Open Cover View 2)




Figure 3: Photo of EUT (PCB Antenna)




Figure 4: Photo of EUT (WiFi RF Module View 1)




Figure 5: Photo of EUT (WiFi RF Module View 2)