

Bluetooth antenna specification

1, Index

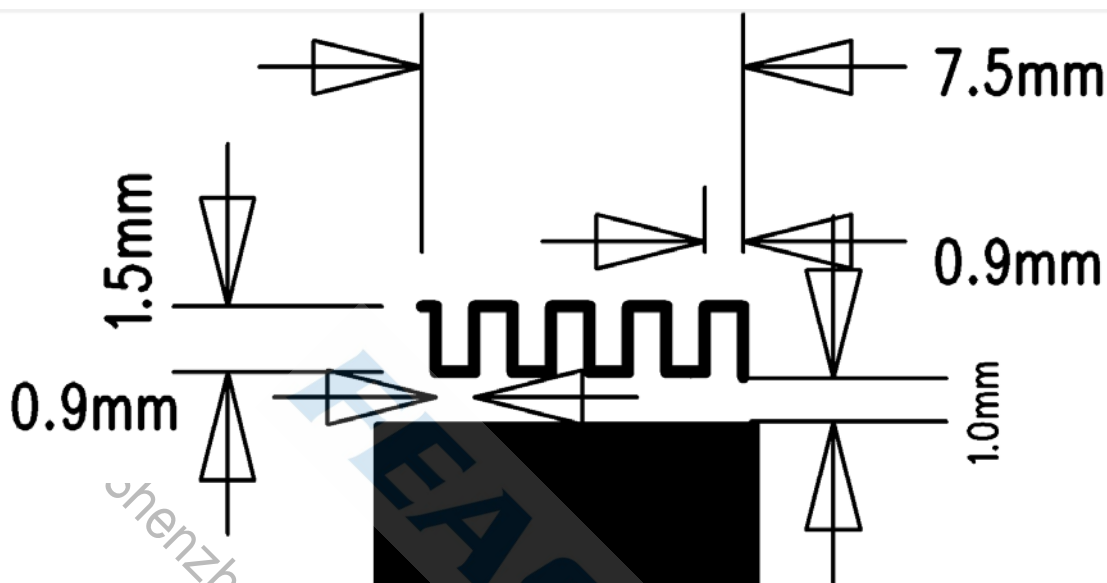
Item	Content	Page	Remark
1	Index	1	
2	Spec Drawing	2	
3	Specification	3	
4	Antenna On Test Board	3	
5	Return Loss	4	
6	Radiation Pattern	4	

M/N: 2.4GHZ PCB antenna
Document Version: V1.0
Release Date: 2020-11-20

Manufacturer: ShenZhen Feasycom Technology Co.,Ltd
Room 508, Box, Building A, Fenghuang Zhigu, No.50 Tiezai Road,
Xixiang Street, Baoan District, Shenzhen
Telephone: 86-755-27924639

2, Spec Drawing


Unit: mm



3, Specification

Product Number: 2.4GHZ FPC antenna

Sample Photo:



A. Electrical Characteristics

Frequency	2400 ~ 2500 MHz
S.W.R.	≤ 2.0
Gain	2.0 dBi
Efficiency	~ 40%
Polarization	Linear
Impedance	50 Ohm

B. Material & Mechanical Characteristics

Material of Radiator	copper
----------------------	--------

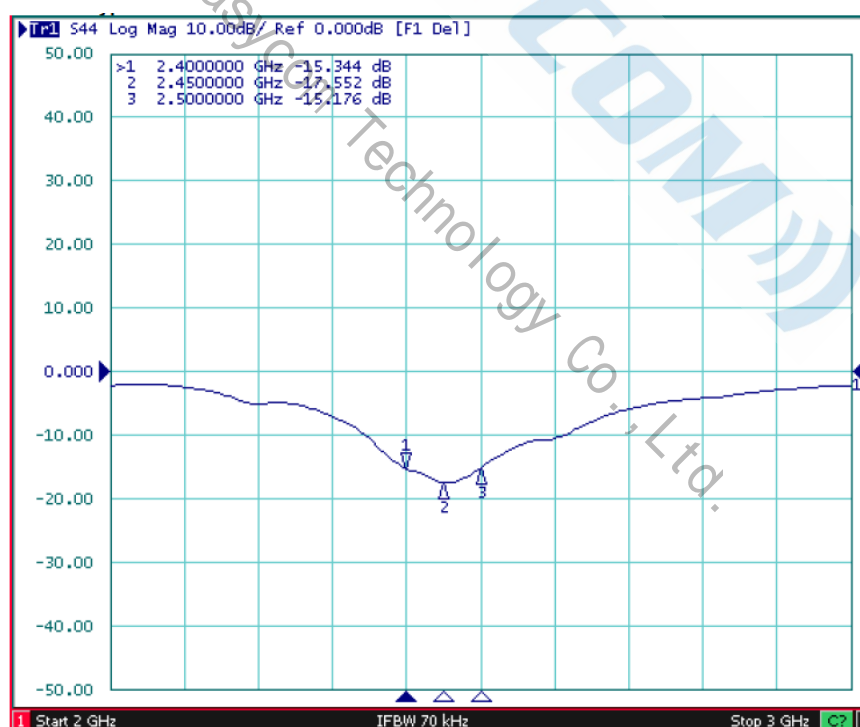
C. Environmental

Operation Temperature	- 40℃ ~ + 85℃
Storage Temperature	- 40℃ ~ + 105℃

4, Antenna On Test Board



5, Return Loss

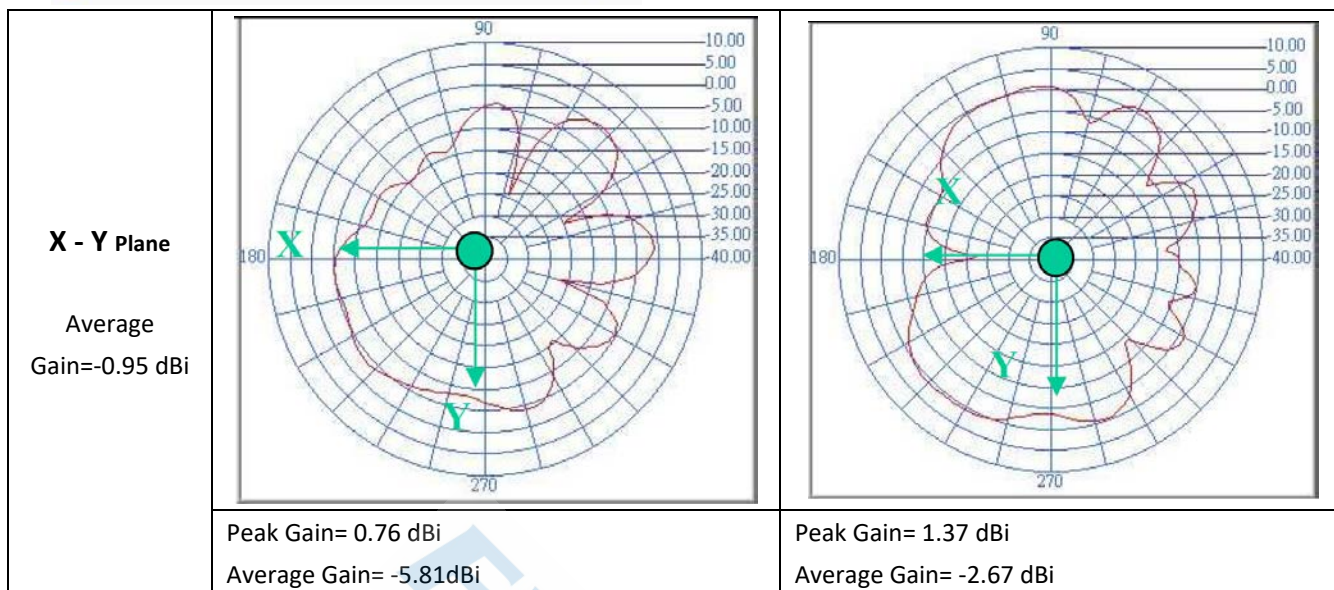


6, Radiation Pattern

Radiation Pattern and Gain were dependent on measurement board design. The specification of coil antenna was measured based on the PCB size and installation position as shown in the below figure Test Board.



	Vertical	Horizontal
Y - Z Plane Average Gain=1.86 dBi		
	Peak Gain = 1.98 dBi Average Gain = 0.71 dBi	Peak Gain= -1.37 dBi Average Gain= - 4.6 dBi
X - Z Plane Average Gain=-2.91dBi		
	Peak Gain= -3.76 dBi Average Gain= -8.72dBi	Peak Gain= -0.25 dBi Average Gain= -4.24 dBi



Shenzhen Feasycom Technology Co., Ltd.