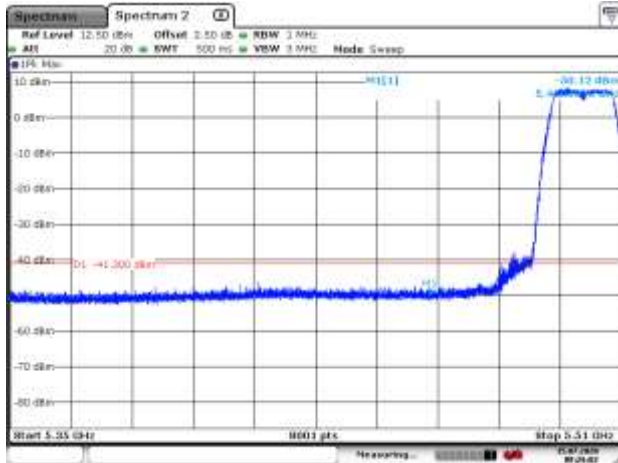


5500MHz with 4\*4 Beamforming PK



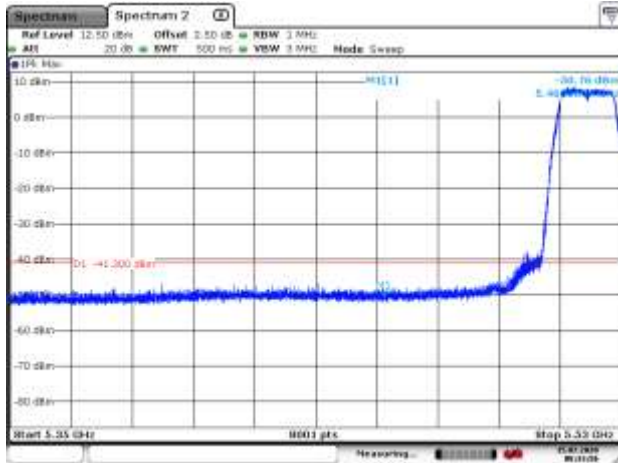
Date: 15-05-2020 08:42:10

5500MHz with 4\*4 Beamforming AV



Date: 15-05-2020 08:42:10

5520MHz with 4\*4 Beamforming PK



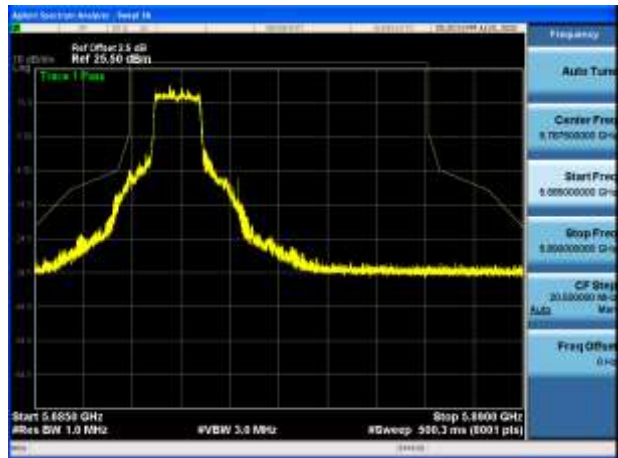
Date: 15-05-2020 08:43:10

5520MHz with 4\*4 Beamforming AV

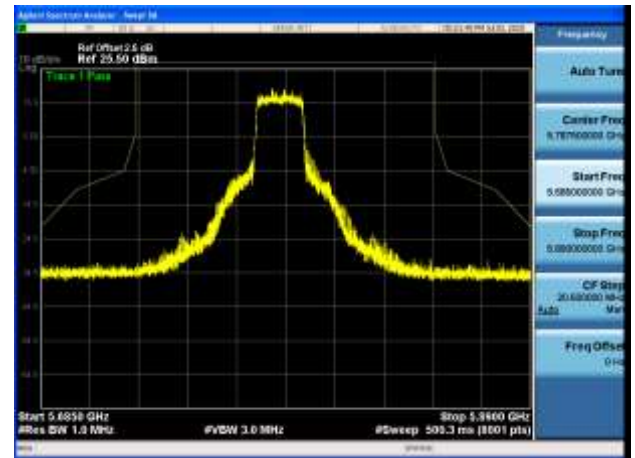


Date: 15-05-2020 08:43:10

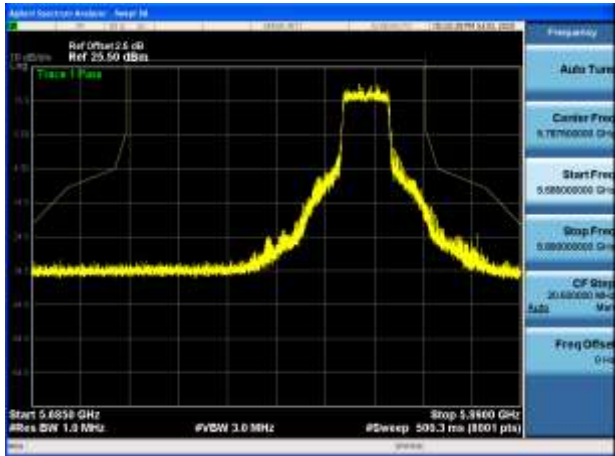
5745MHz with 4\*4 Beamforming PK



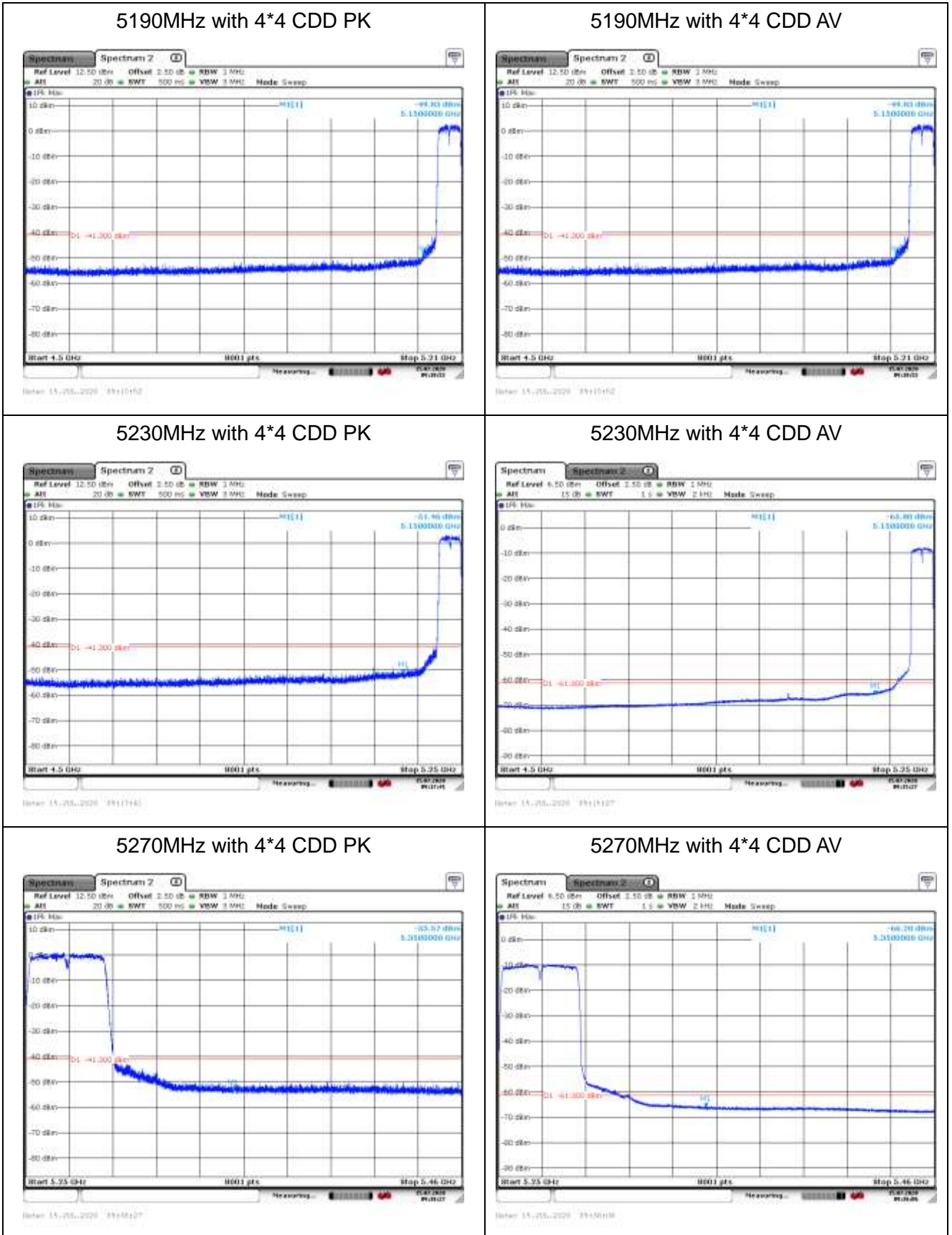
5785MHz with 4\*4 Beamforming PK



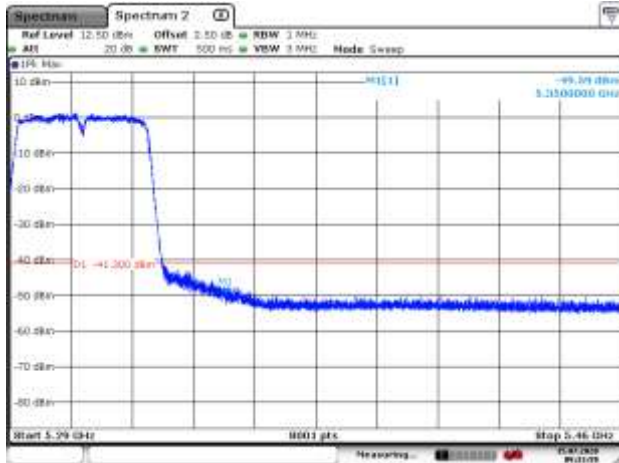
### 5825MHz with 4\*4 Beamforming PK



802.11ax(40MHz)

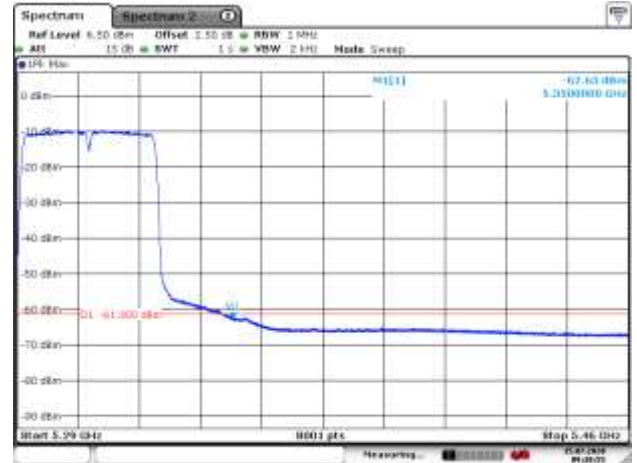


5310MHz with 4\*4 CDD PK



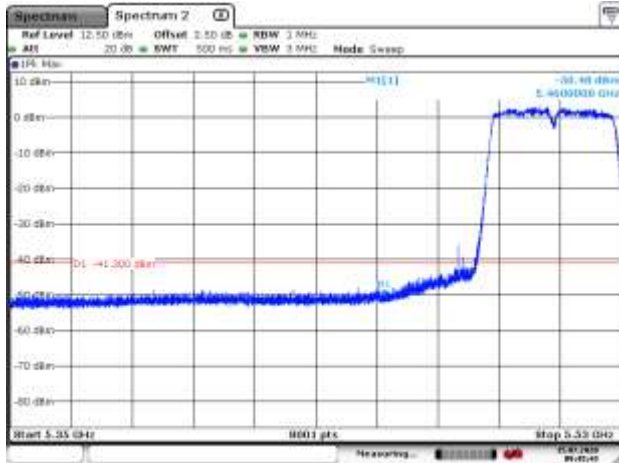
Date: 11-25-2020 09:43:10

5310MHz with 4\*4 CDD AV



Date: 11-25-2020 09:43:14

5510MHz with 4\*4 CDD PK



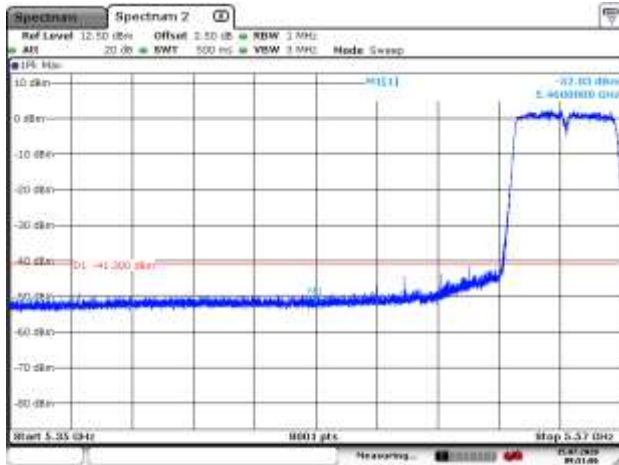
Date: 11-25-2020 09:43:40

5510MHz with 4\*4 CDD AV



Date: 11-25-2020 09:43:48

5550MHz with 4\*4 CDD PK



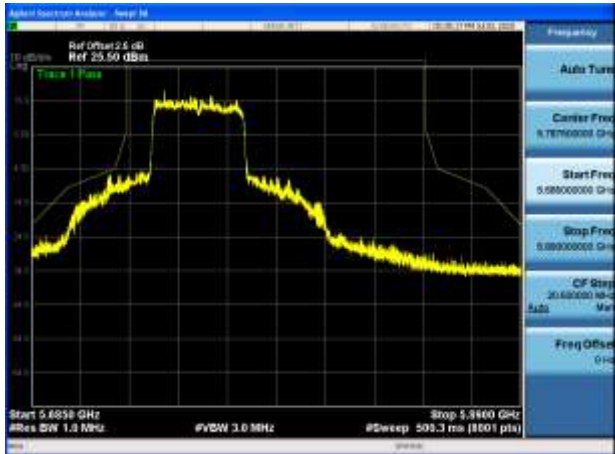
Date: 11-25-2020 09:43:58

5550MHz with 4\*4 CDD AV

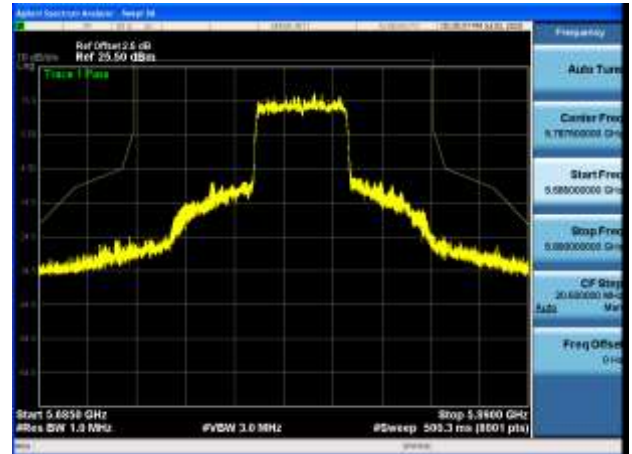


Date: 11-25-2020 09:44:04

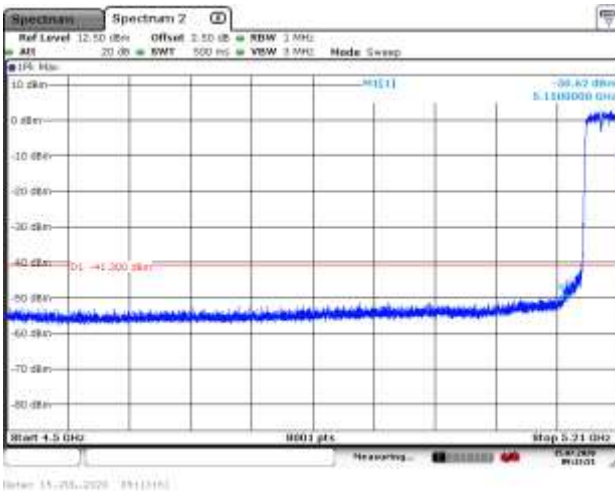
5755MHz with 4\*4 CDD PK



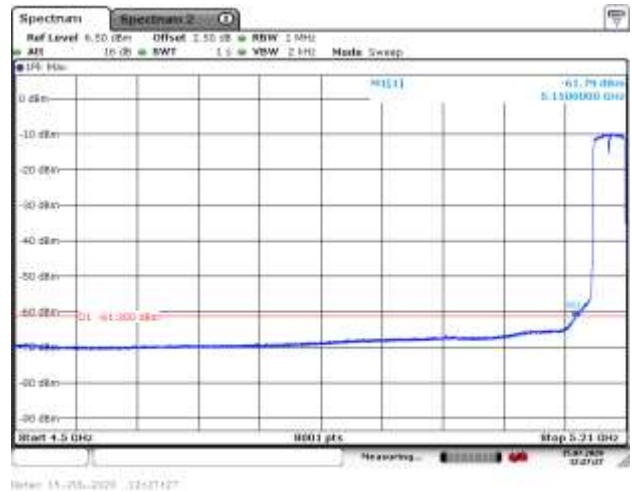
5795MHz with 4\*4 CDD PK



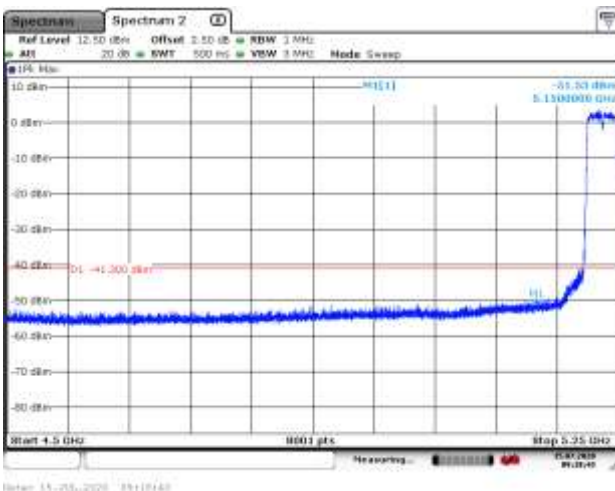
5190MHz with 4\*4 Beamforming PK



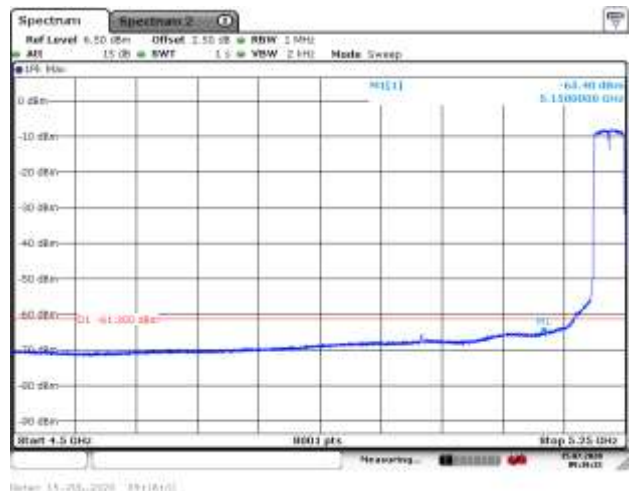
5190MHz with 4\*4 Beamforming AV



5230MHz with 4\*4 Beamforming PK

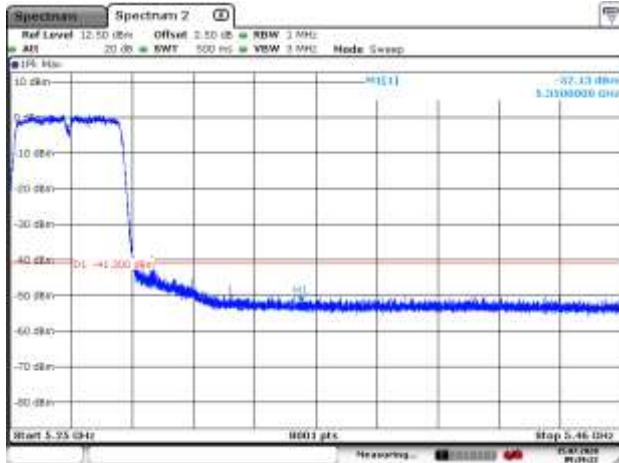


5230MHz with 4\*4 Beamforming AV



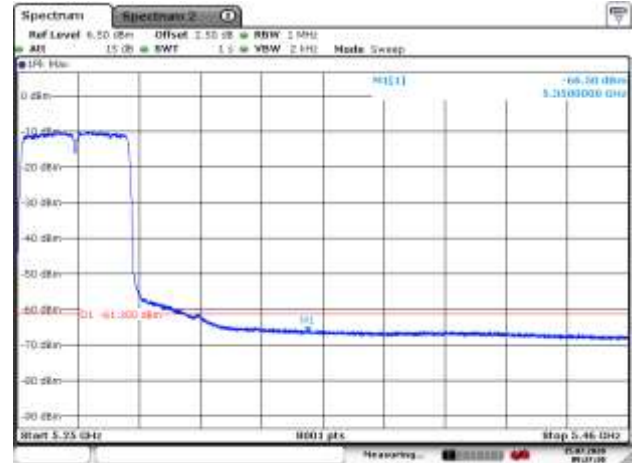


5270MHz with 4\*4 Beamforming PK



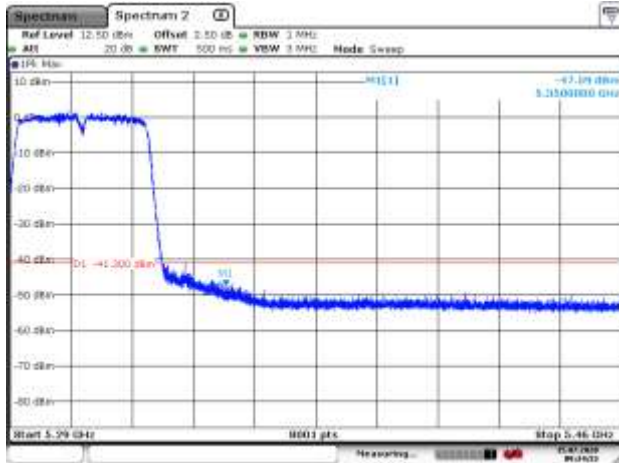
Date: 15-255-2020 09:10:21

5270MHz with 4\*4 Beamforming AV



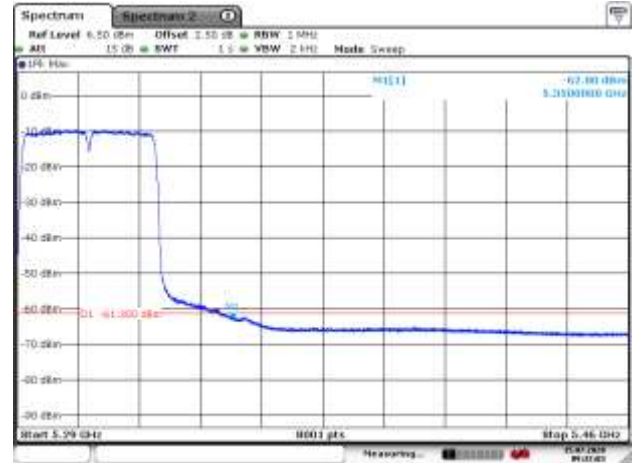
Date: 15-255-2020 09:11:00

5310MHz with 4\*4 Beamforming PK



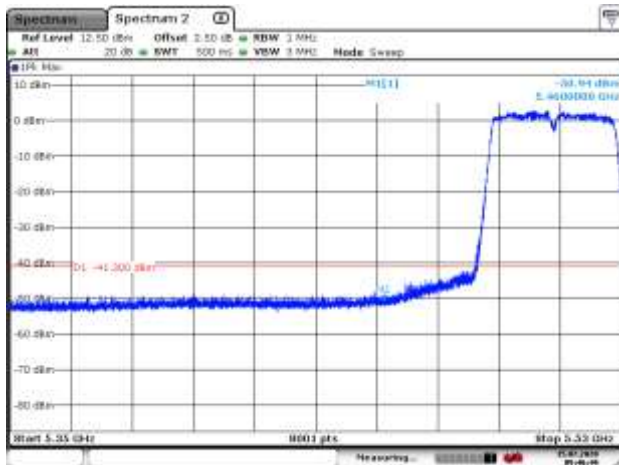
Date: 15-255-2020 09:11:00

5310MHz with 4\*4 Beamforming AV



Date: 15-255-2020 09:11:00

5510MHz with 4\*4 Beamforming PK



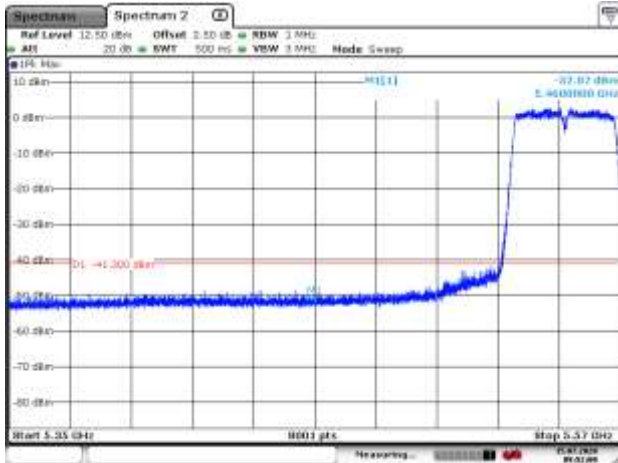
Date: 15-255-2020 09:11:00

5510MHz with 4\*4 Beamforming AV



Date: 15-255-2020 09:11:00

5550MHz with 4\*4 Beamforming PK



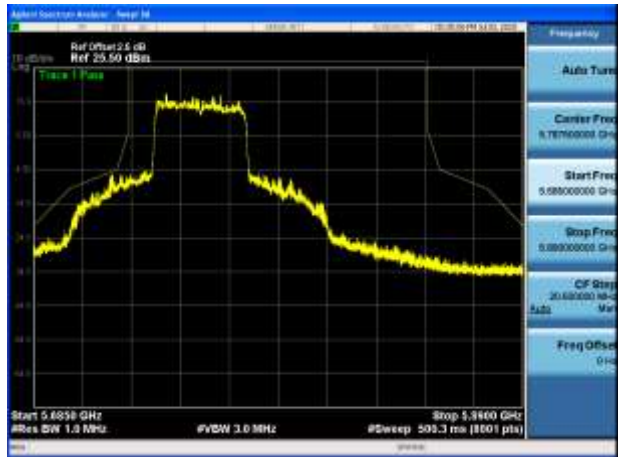
Date: 11-25-2020 09:42:00

5550MHz with 4\*4 Beamforming AV



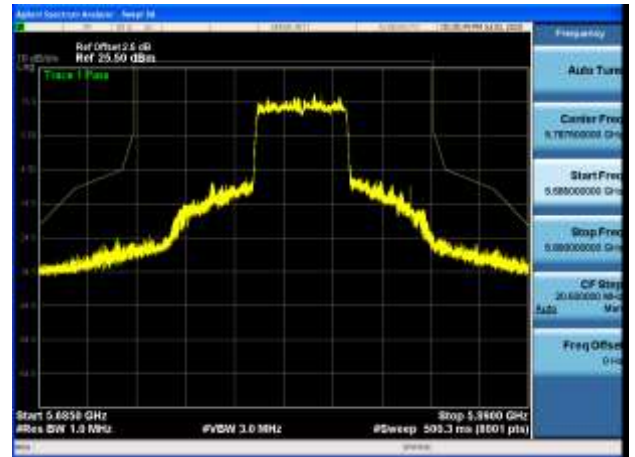
Date: 11-25-2020 09:42:00

5755MHz with 4\*4 Beamforming PK



Date: 11-25-2020 09:42:00

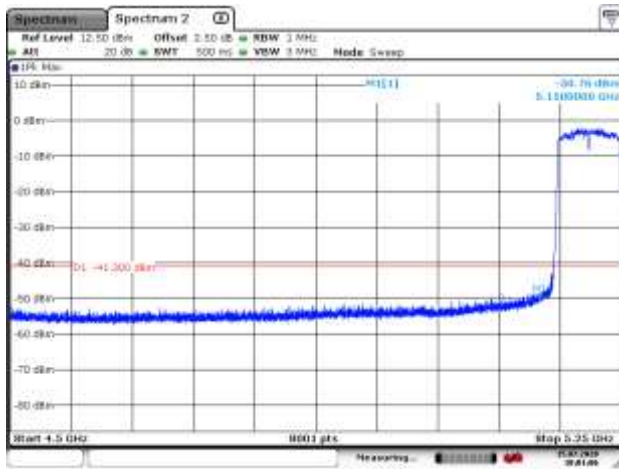
5795MHz with 4\*4 Beamforming PK



Date: 11-25-2020 09:42:00

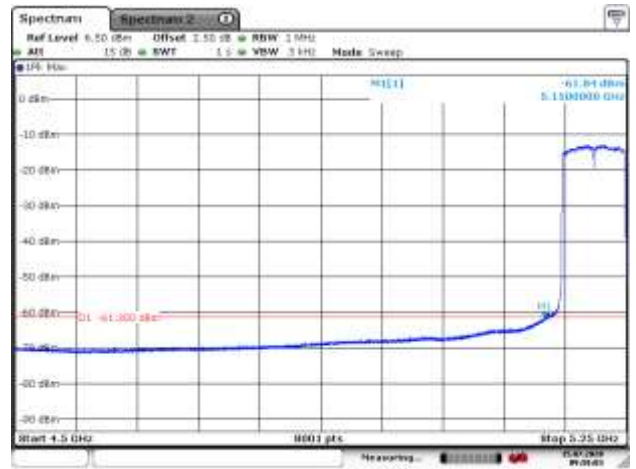
**802.11ax(80MHz)**

5210MHz with 4\*4 CDD PK



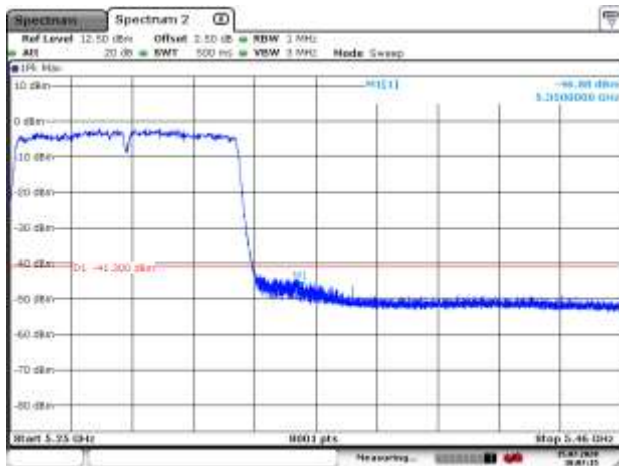
Date: 15-25-2020 15:01:08

5210MHz with 4\*4 CDD AV



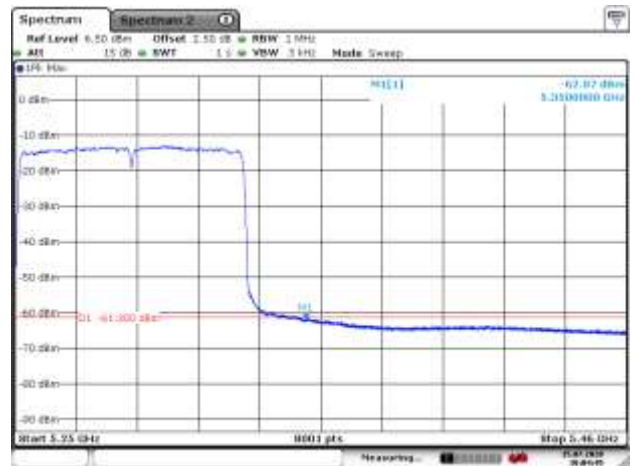
Date: 15-25-2020 15:10:10

5290MHz with 4\*4 CDD PK



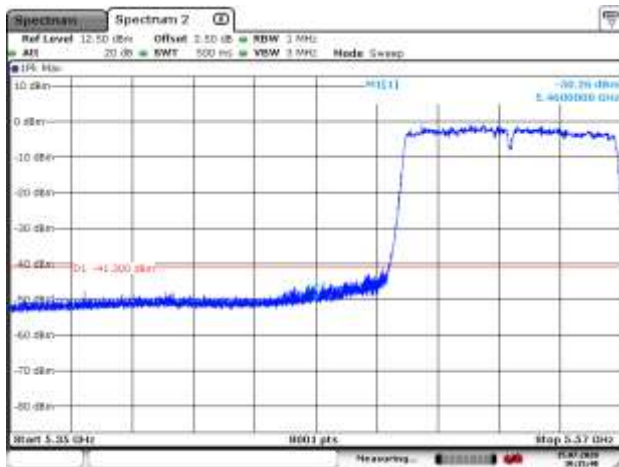
Date: 15-25-2020 15:07:10

5290MHz with 4\*4 CDD AV



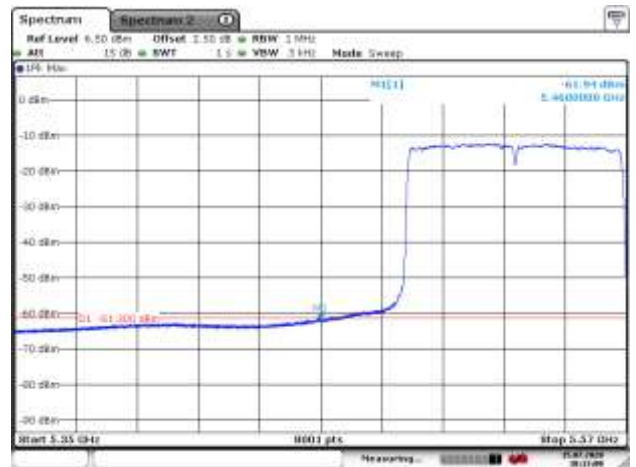
Date: 15-25-2020 15:07:08

5530MHz with 4\*4 CDD PK



Date: 15-25-2020 15:11:48

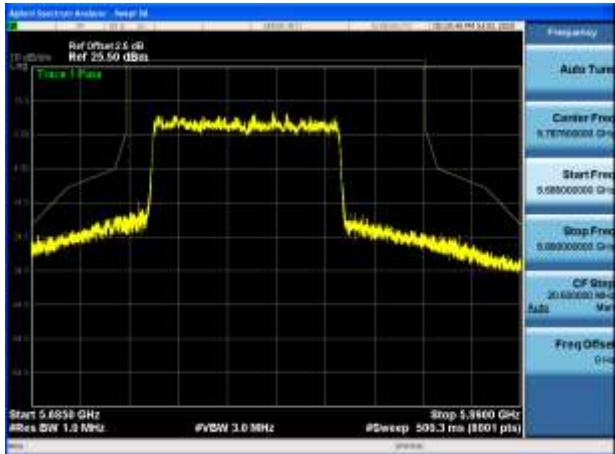
5530MHz with 4\*4 CDD AV



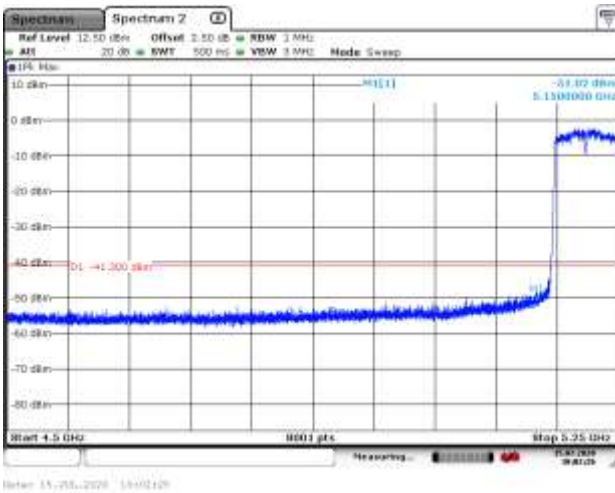
Date: 15-25-2020 15:11:50



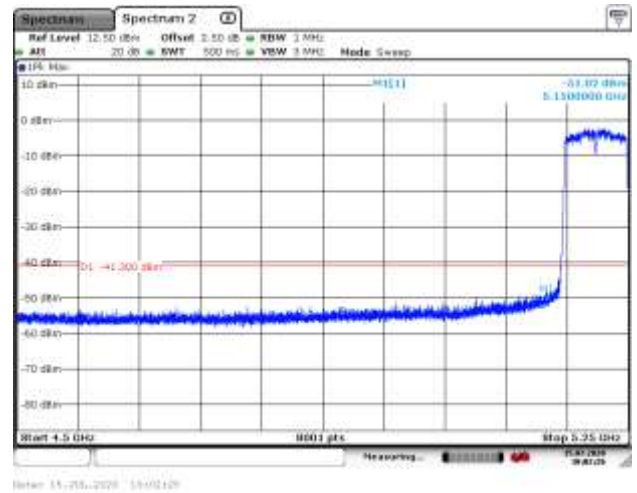
5775MHz with 4\*4 CDD PK



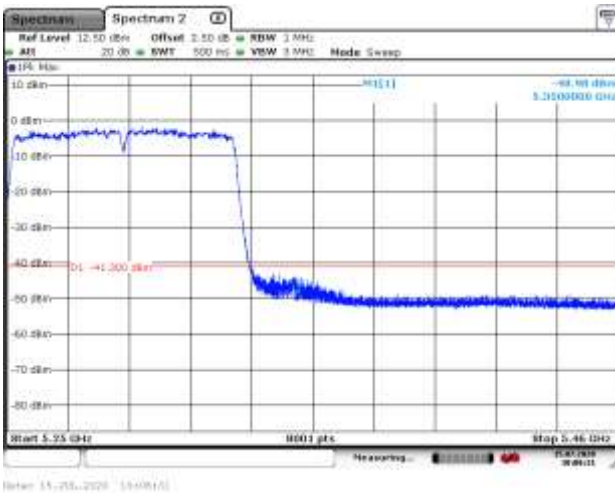
5210MHz with 4\*4 Beamforming PK



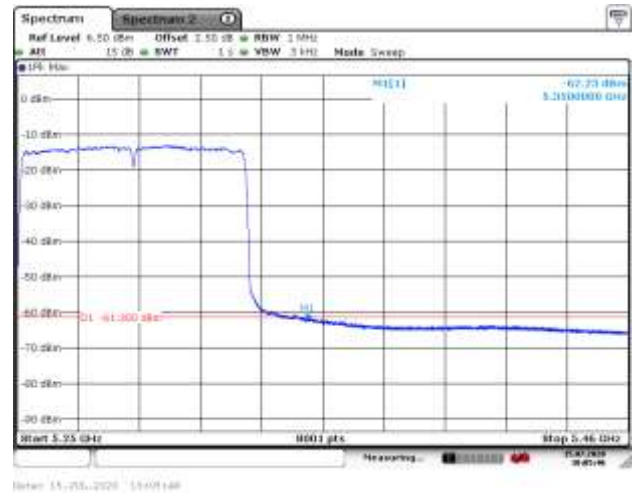
5210MHz with 4\*4 Beamforming AV



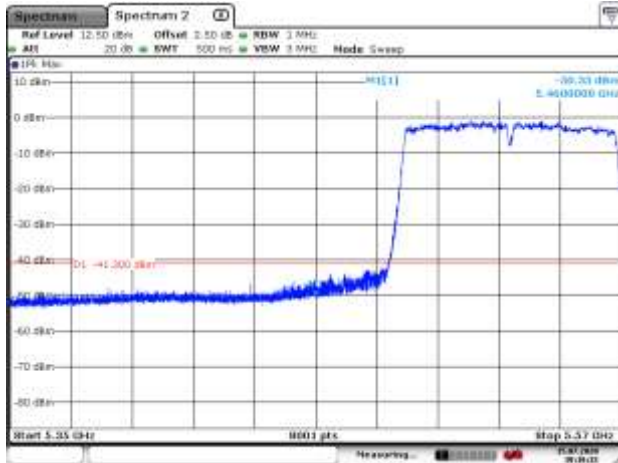
5290MHz with 4\*4 Beamforming PK



5290MHz with 4\*4 Beamforming AV



5530MHz with 4\*4 Beamforming PK



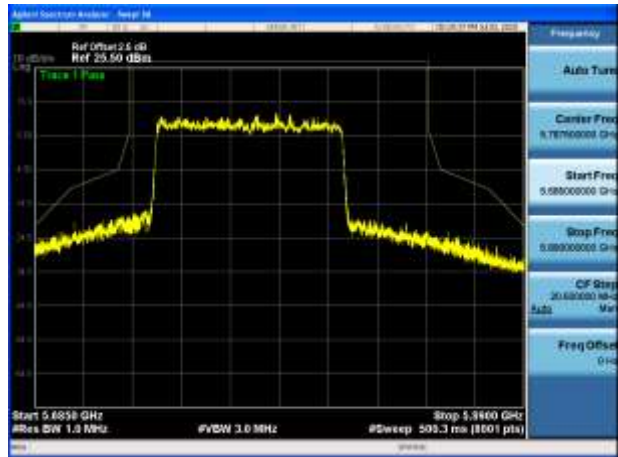
Date: 11-25-2020 10:11:12

5530MHz with 4\*4 Beamforming AV



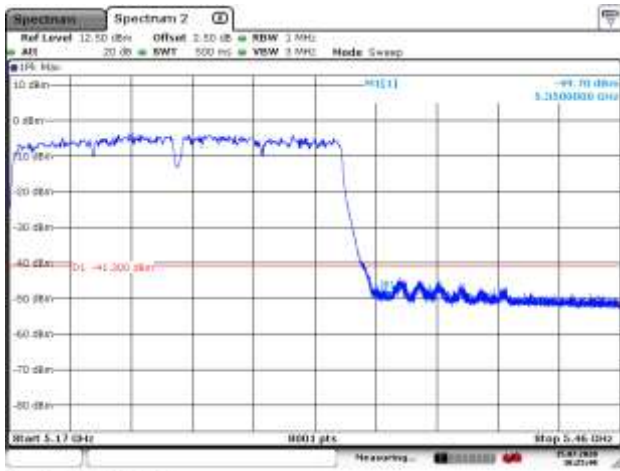
Date: 11-25-2020 10:11:17

5775MHz with 4\*4 Beamforming PK



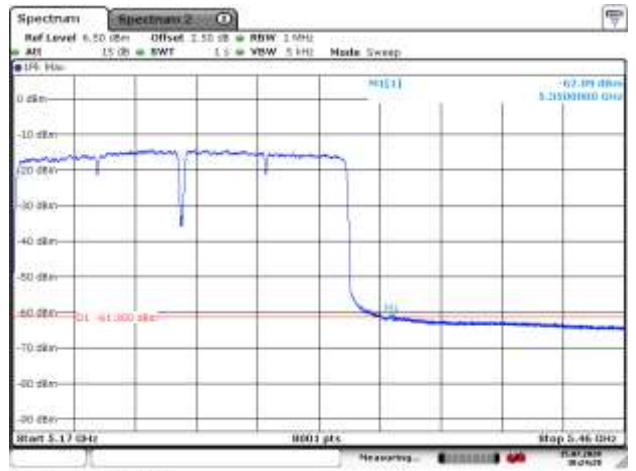
**802.11ax(160MHz)**

5250MHz with 4\*4 CDD PK



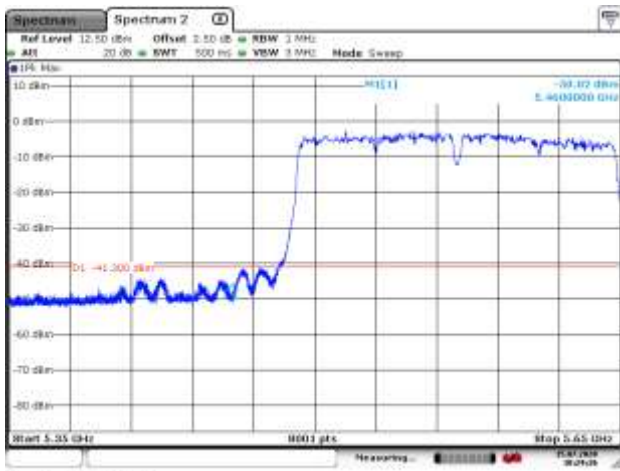
Date: 11-25-2020 15:53:14

5250MHz with 4\*4 CDD AV



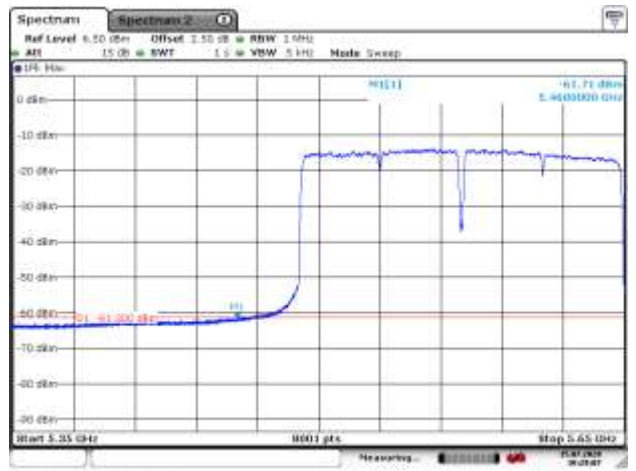
Date: 11-25-2020 15:54:29

5570MHz with 4\*4 CDD PK



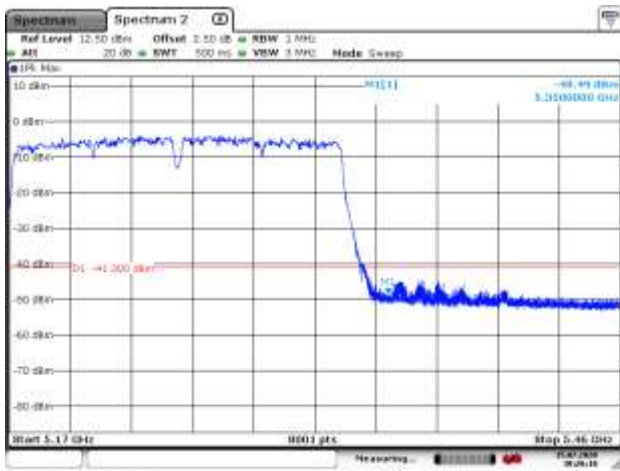
Date: 11-25-2020 15:53:26

5570MHz with 4\*4 CDD AV



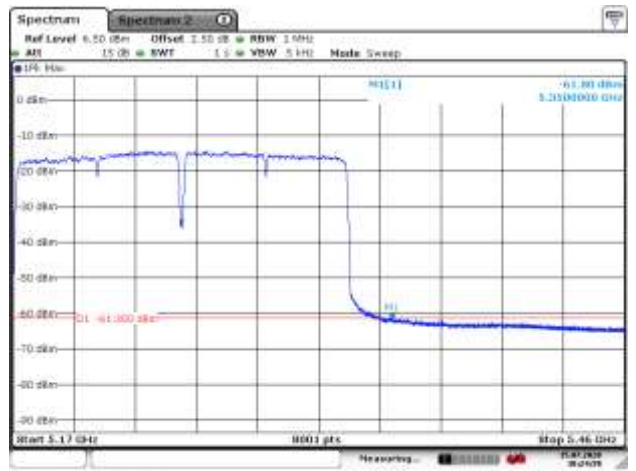
Date: 11-25-2020 15:53:17

5250MHz with 4\*4 Beamforming PK



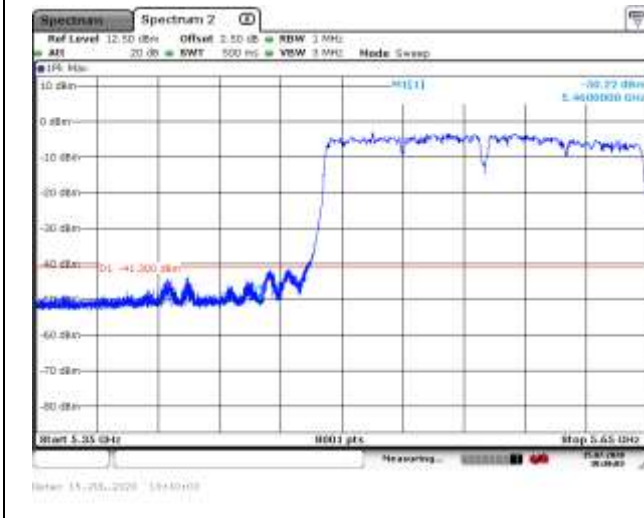
Date: 11-25-2020 15:26:18

5250MHz with 4\*4 Beamforming AV

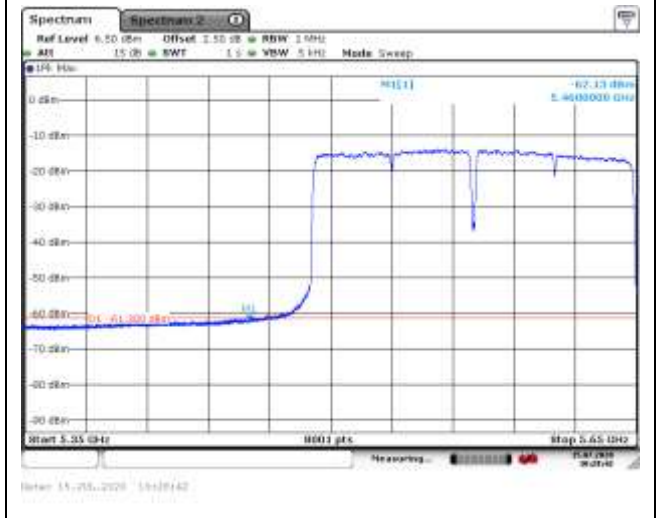


Date: 11-25-2020 15:54:19

5570MHz with 4\*4 Beamforming PK

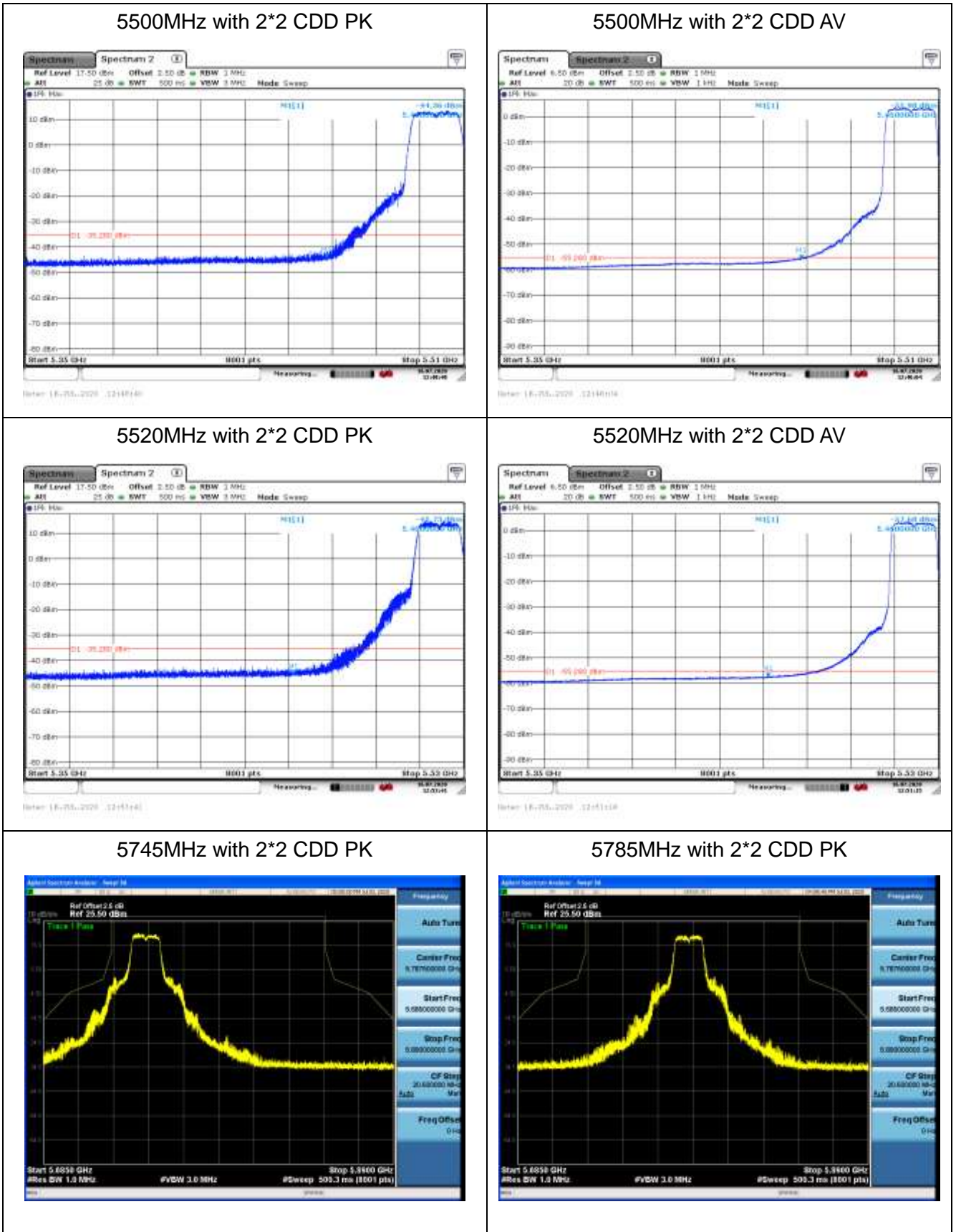


5570MHz with 4\*4 Beamforming AV

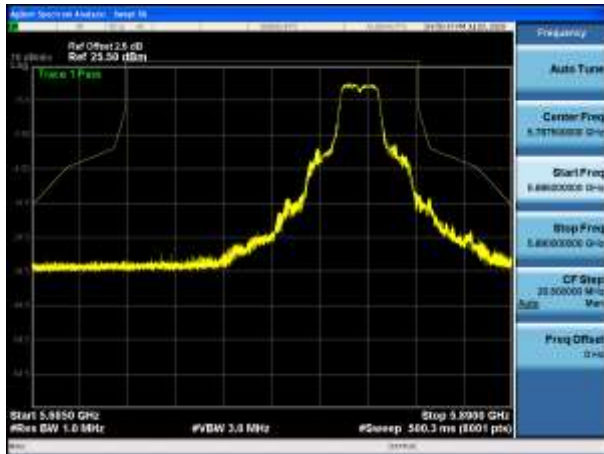




**Radio 3- 5GHz High Band:  
802.11a**

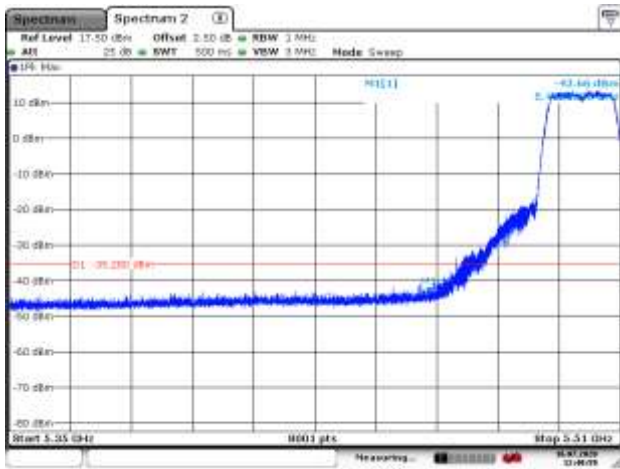


### 5825MHz with 2\*2 CDD PK



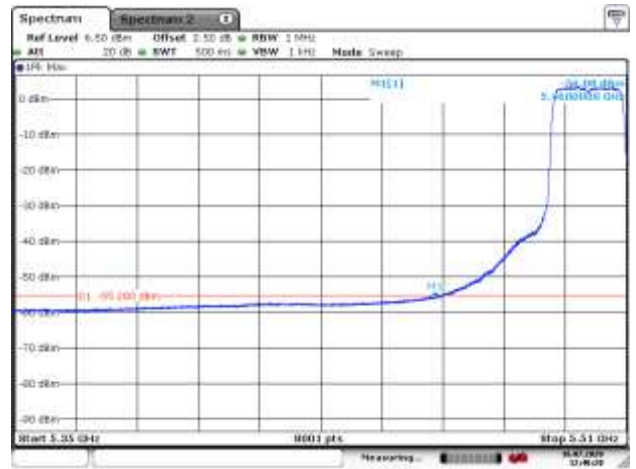
802.11n(20MHz)

5500MHz with 2\*2 CDD PK



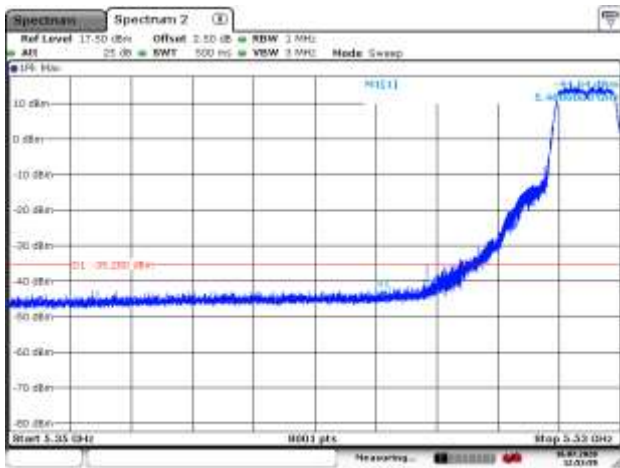
Date: 18-05-2020 12:14:10

5500MHz with 2\*2 CDD AV



Date: 18-05-2020 12:14:10

5520MHz with 2\*2 CDD PK



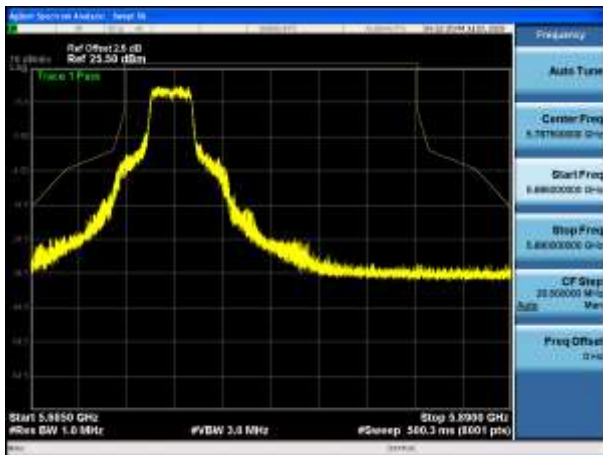
Date: 18-05-2020 12:43:10

5520MHz with 2\*2 CDD AV

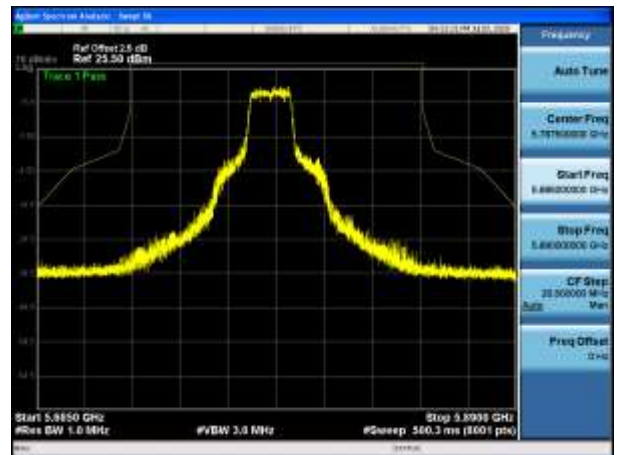


Date: 18-05-2020 12:43:14

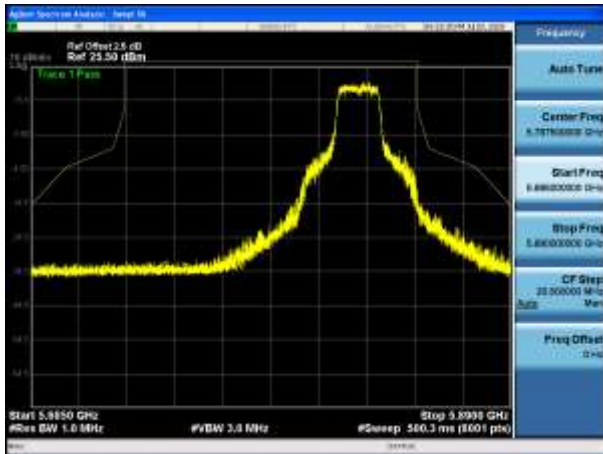
5745MHz with 2\*2 CDD PK



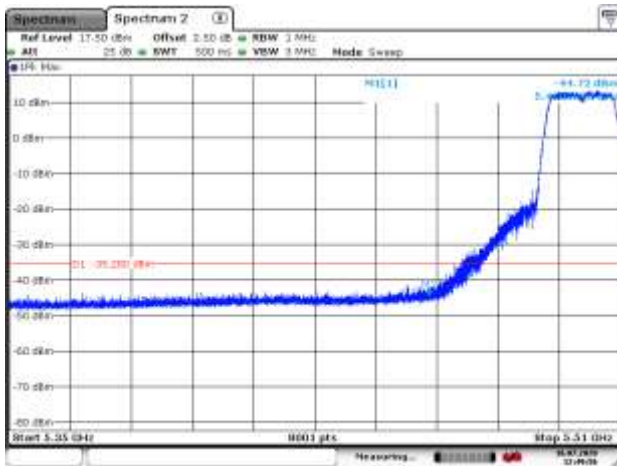
5785MHz with 2\*2 CDD PK



5825MHz with 2\*2 CDD PK



5500MHz with 2\*2 Beamforming PK



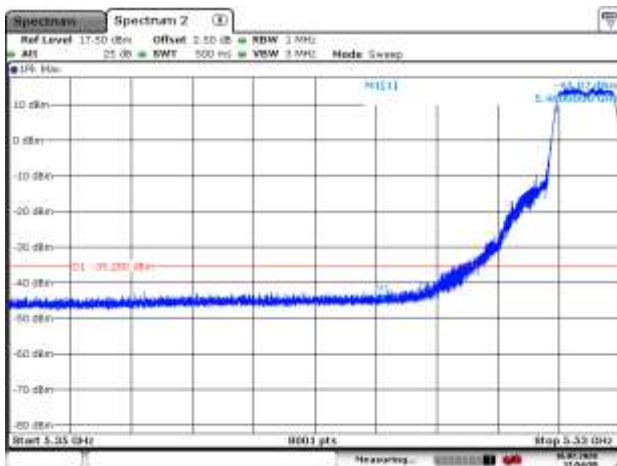
Date: 18-05-2020 12:14:10

5500MHz with 2\*2 Beamforming AV



Date: 18-05-2020 12:14:12

5520MHz with 2\*2 Beamforming PK



Date: 18-05-2020 12:14:10

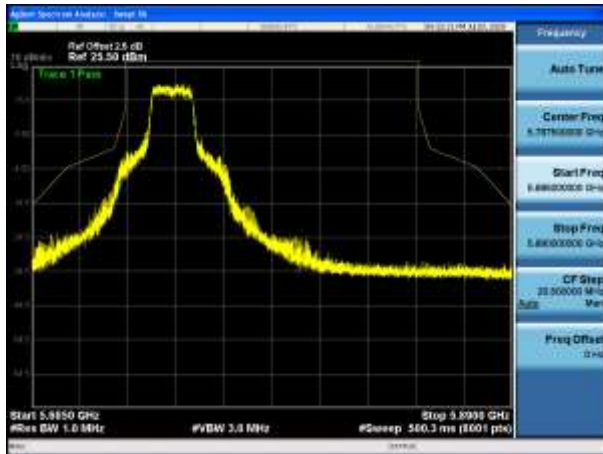
5520MHz with 2\*2 Beamforming AV



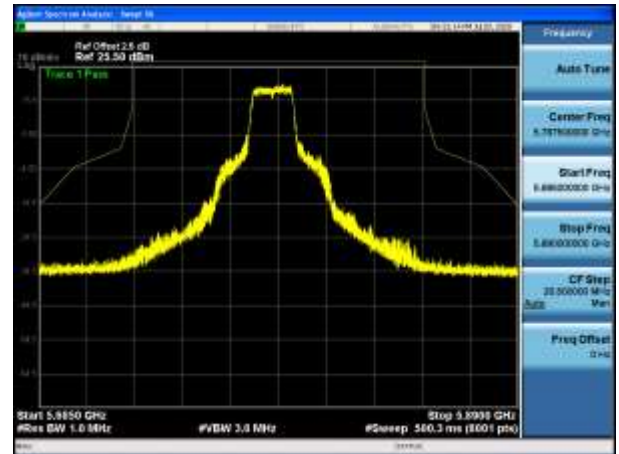
Date: 18-05-2020 12:14:10



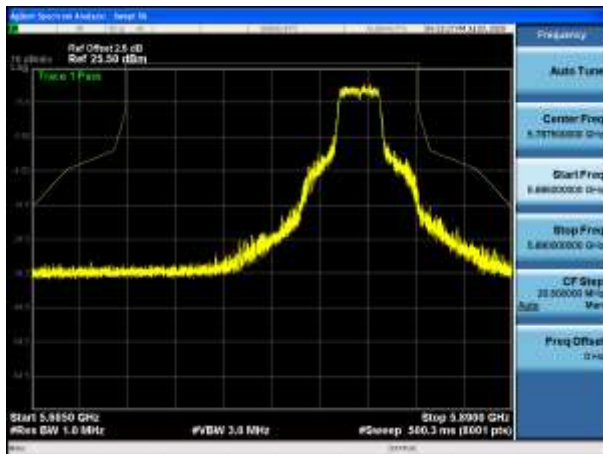
5745MHz with 2\*2 Beamforming PK



5785MHz with 2\*2 Beamforming PK

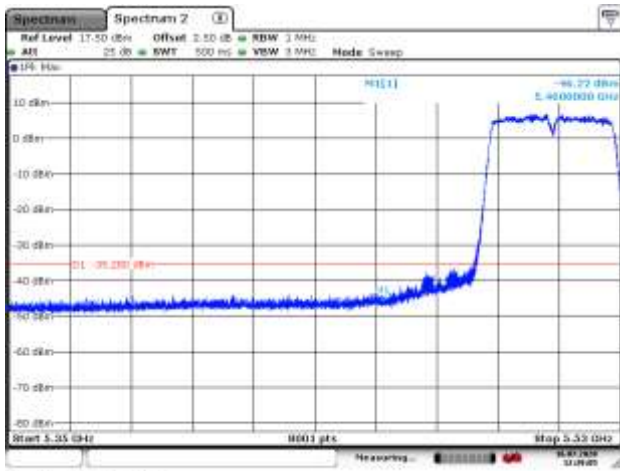


5825MHz with 2\*2 Beamforming PK



802.11n(40MHz)

5510MHz with 2\*2 CDD PK



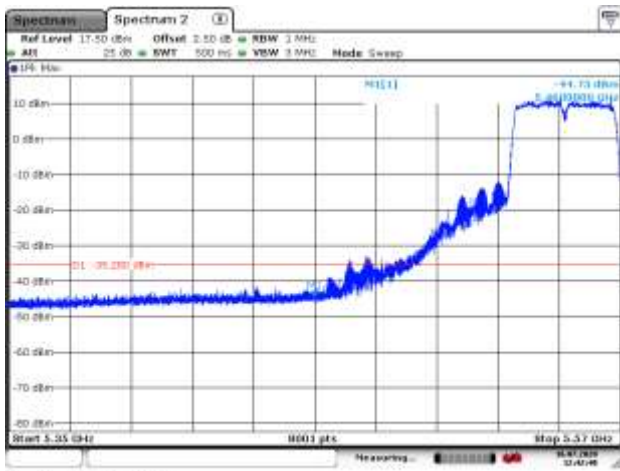
Date: 18-05-2020 12:10:19

5510MHz with 2\*2 CDD AV



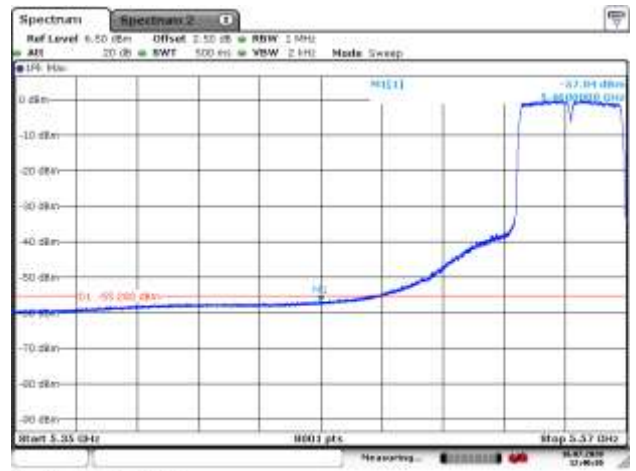
Date: 18-05-2020 12:10:19

5550MHz with 2\*2 CDD PK



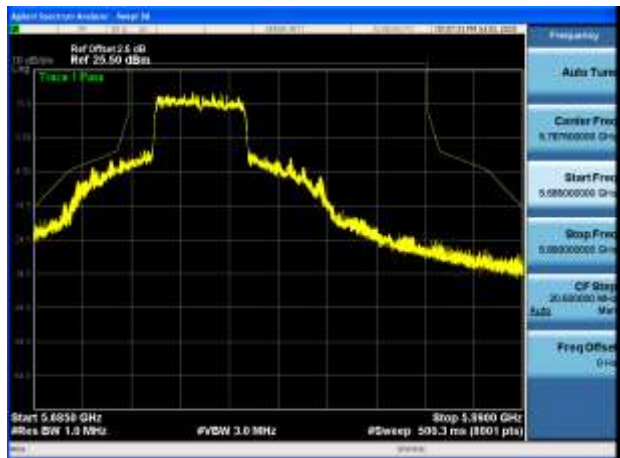
Date: 18-05-2020 12:12:49

5550MHz with 2\*2 CDD AV



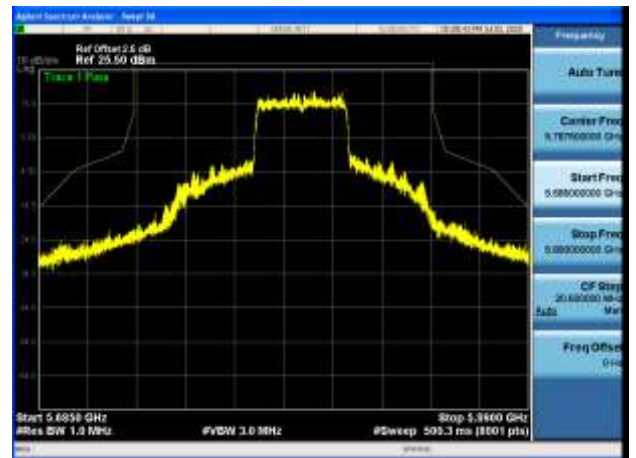
Date: 18-05-2020 12:10:19

5755MHz with 2\*2 CDD PK



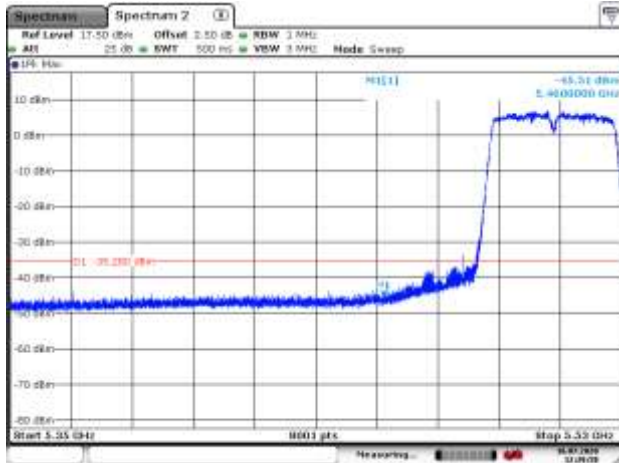
Date: 18-05-2020 12:10:19

5795MHz with 2\*2 CDD PK



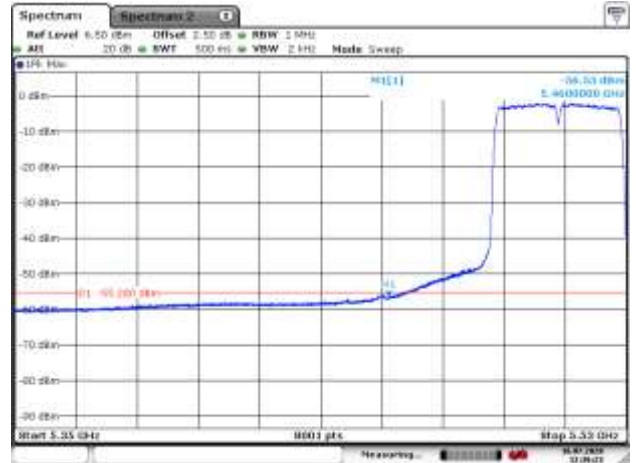
Date: 18-05-2020 12:10:19

5510MHz with 2\*2 Beamforming PK



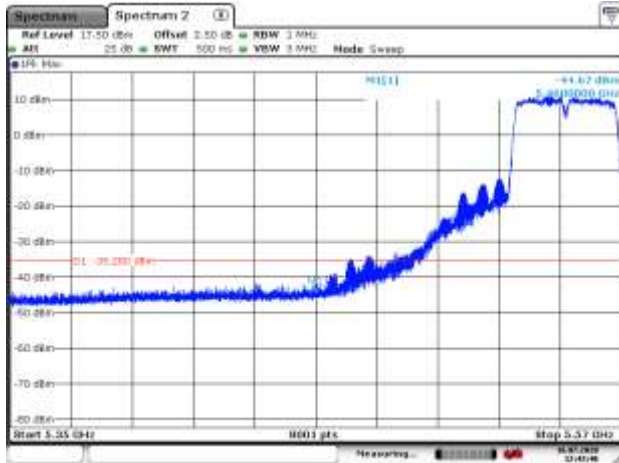
Date: 18-05-2020 12:48:10

5510MHz with 2\*2 Beamforming AV



Date: 18-05-2020 12:48:10

5550MHz with 2\*2 Beamforming PK



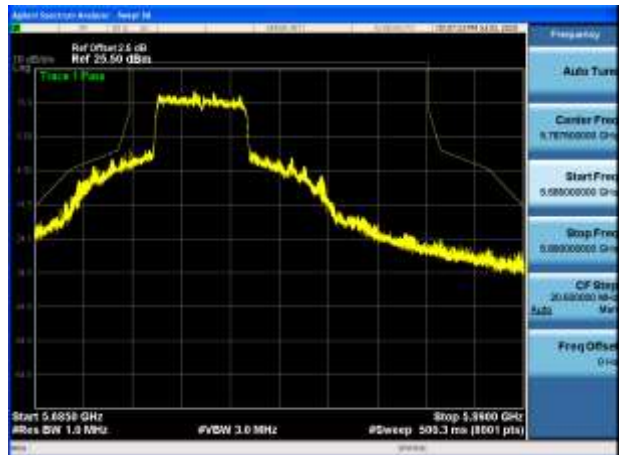
Date: 18-05-2020 12:41:48

5550MHz with 2\*2 Beamforming AV



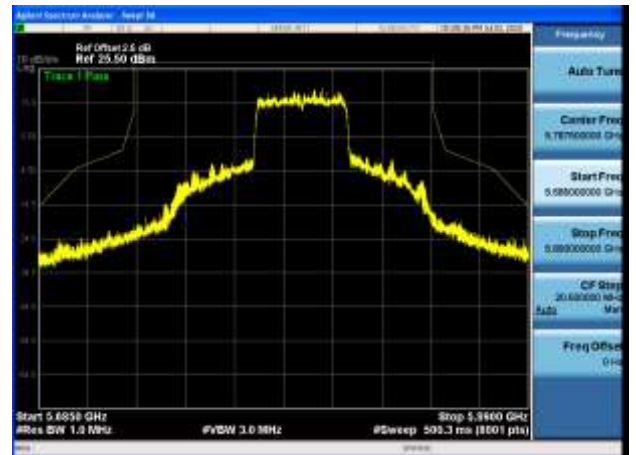
Date: 18-05-2020 12:41:48

.5755MHz with 2\*2 Beamforming PK



Date: 18-05-2020 12:41:48

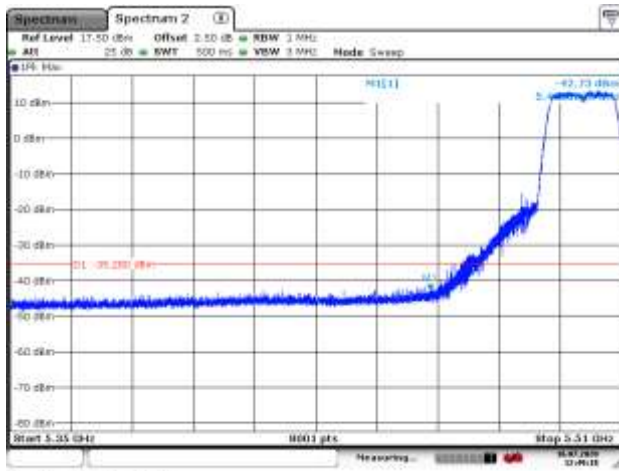
5795MHz with 2\*2 Beamforming PK



Date: 18-05-2020 12:41:48

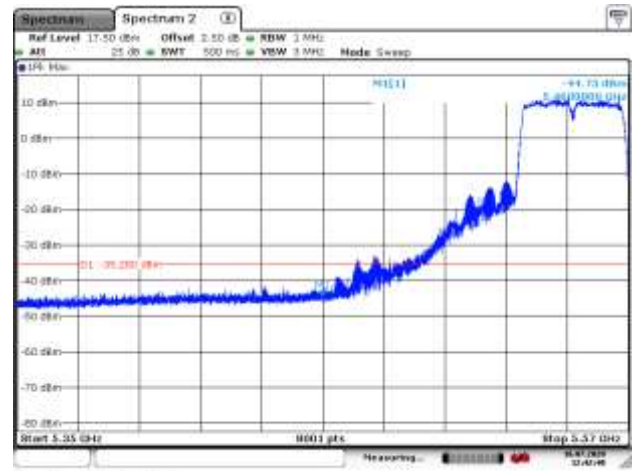
802.11ac(20MHz)

5500MHz with 2\*2 CDD PK



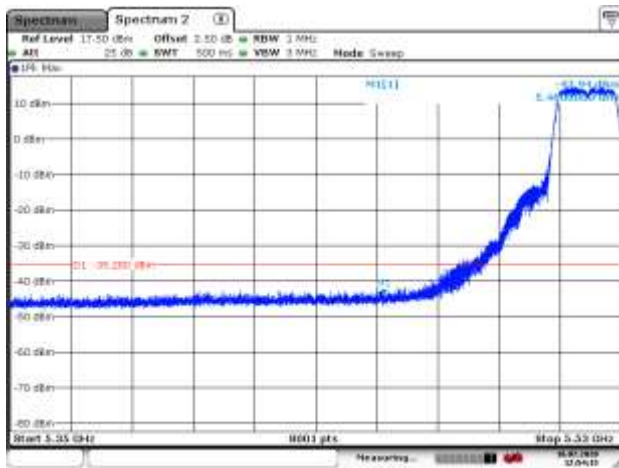
Date: 18-05-2020 12:44:19

5500MHz with 2\*2 CDD AV



Date: 18-05-2020 12:44:48

5520MHz with 2\*2 CDD PK



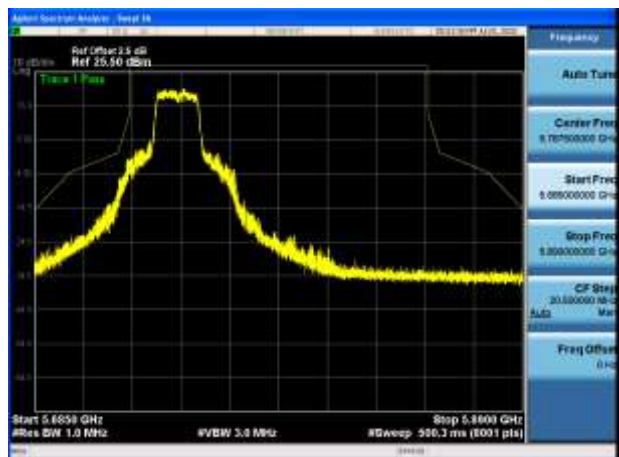
Date: 18-05-2020 12:44:07

5520MHz with 2\*2 CDD AV

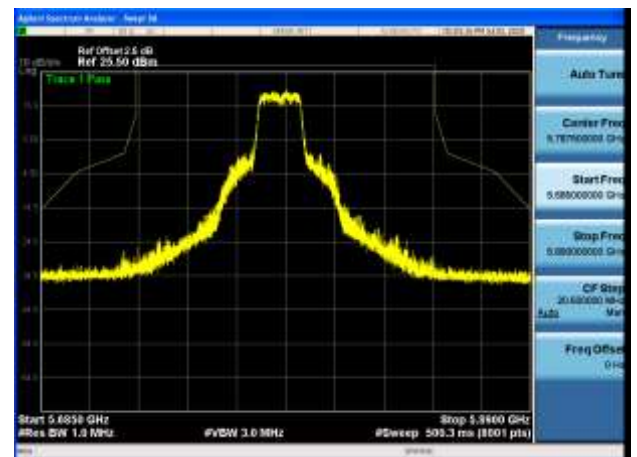


Date: 18-05-2020 12:43:15

5745MHz with 2\*2 CDD PK

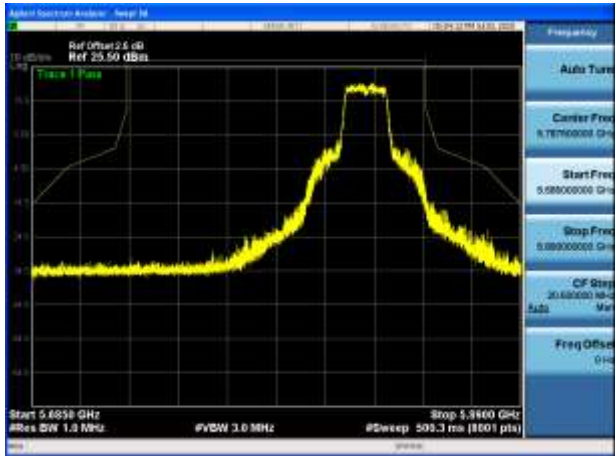


5785MHz with 2\*2 CDD PK

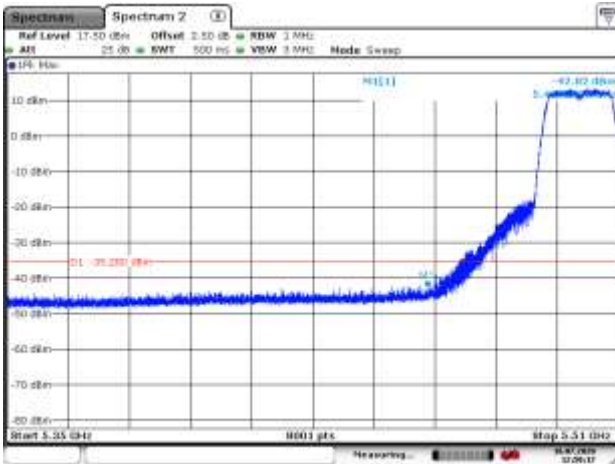




5825MHz with 2\*2 CDD PK



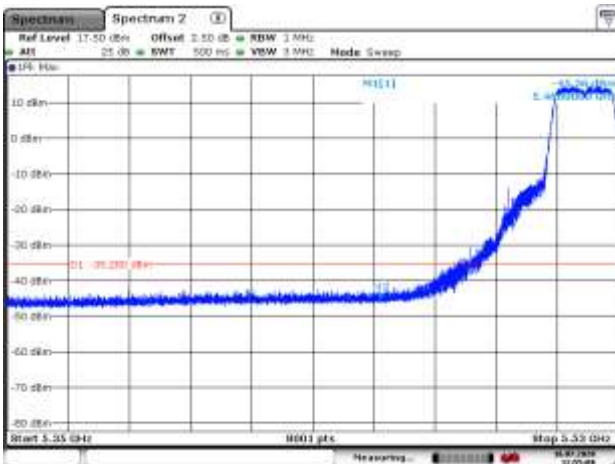
5500MHz with 2\*2 Beamforming PK



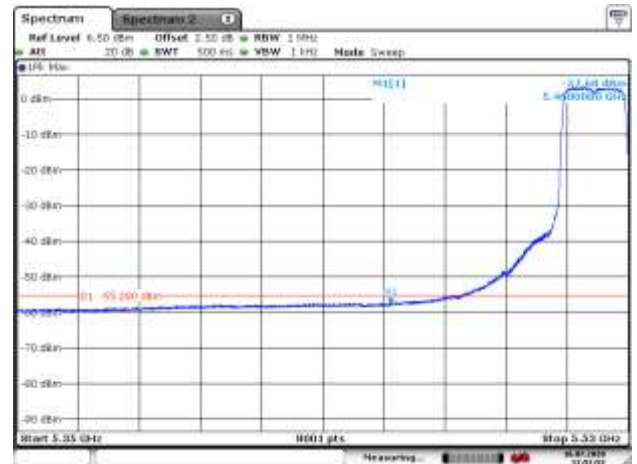
5500MHz with 2\*2 Beamforming AV



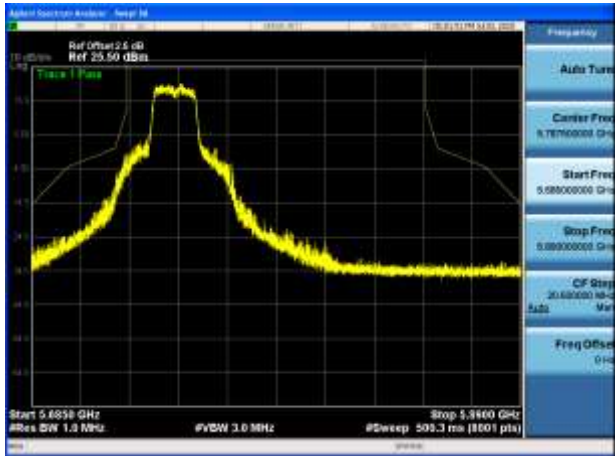
5520MHz with 2\*2 Beamforming PK



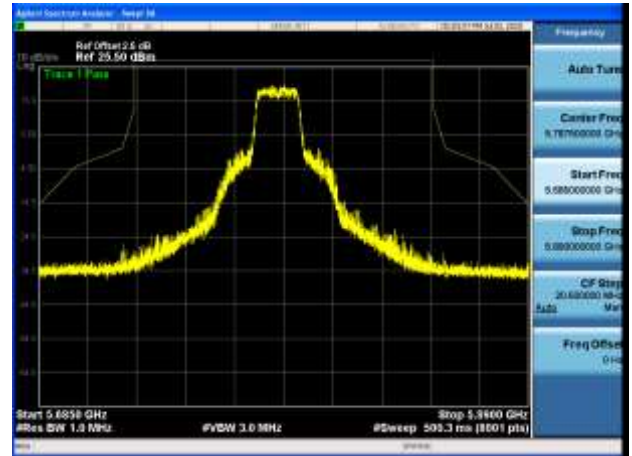
5520MHz with 2\*2 Beamforming AV



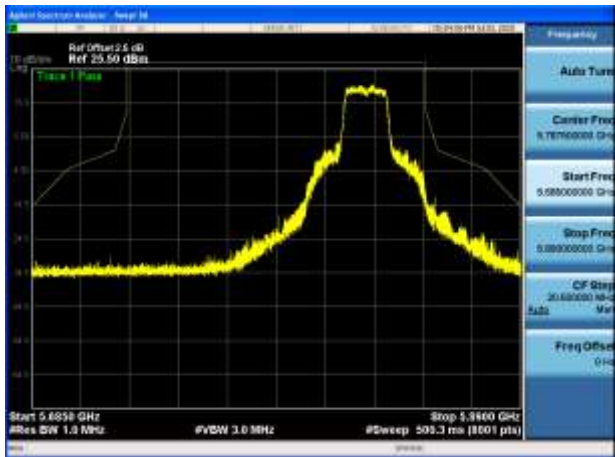
5745MHz with 2\*2 Beamforming PK



5785MHz with 2\*2 Beamforming PK

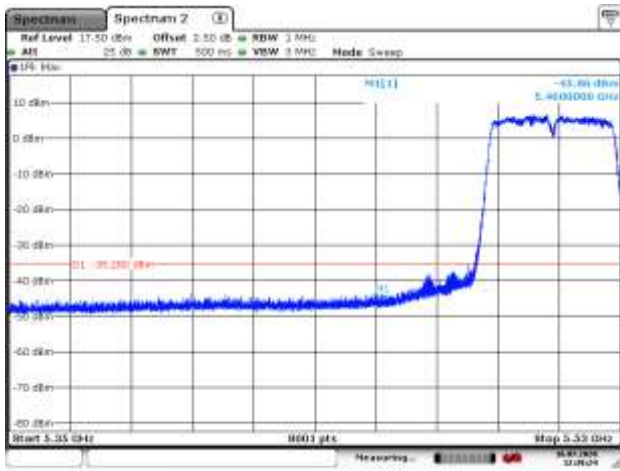


5825MHz with 2\*2 Beamforming PK



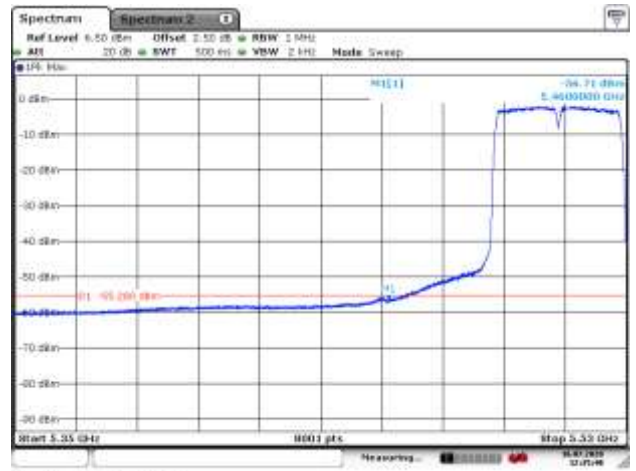
802.11ac(40MHz)

5510MHz with 2\*2 CDD PK



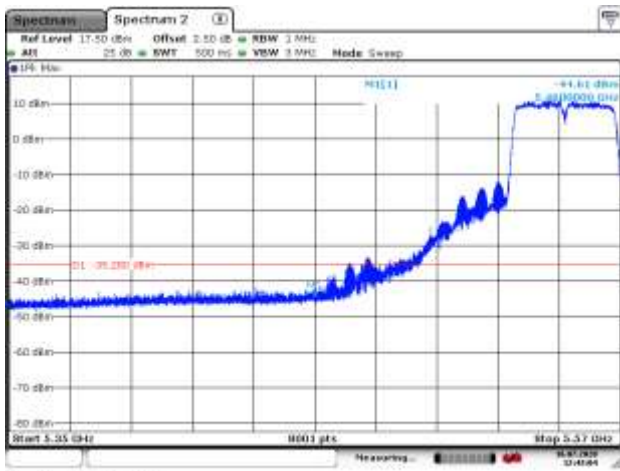
Date: 18-05-2020 12:13:20

5510MHz with 2\*2 CDD AV



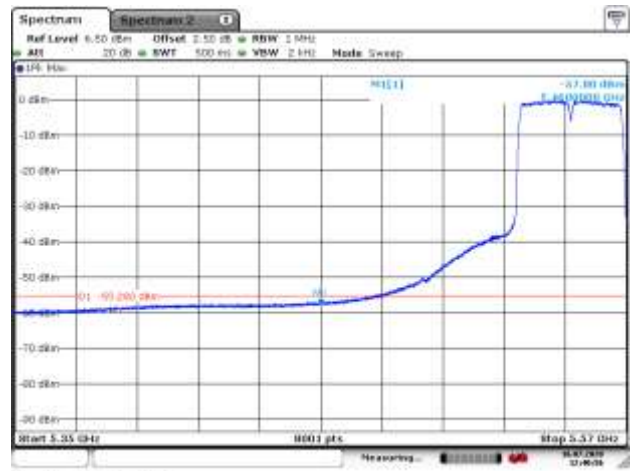
Date: 18-05-2020 12:13:14

5550MHz with 2\*2 CDD PK



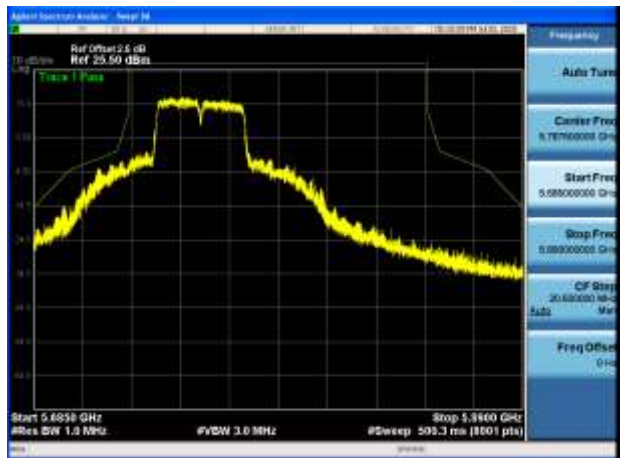
Date: 18-05-2020 12:13:10

5550MHz with 2\*2 CDD AV



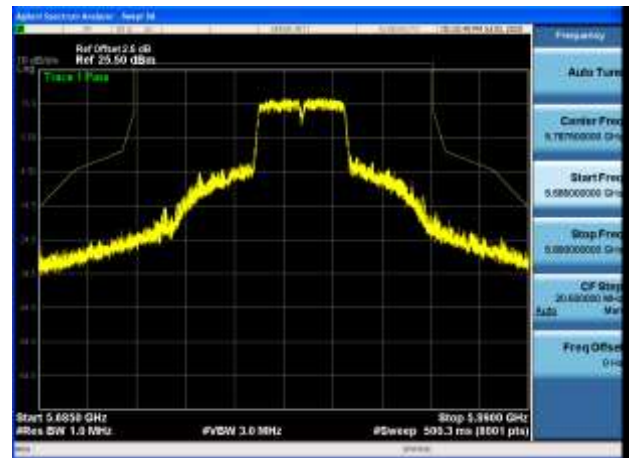
Date: 18-05-2020 12:13:16

5755MHz with 2\*2 CDD PK



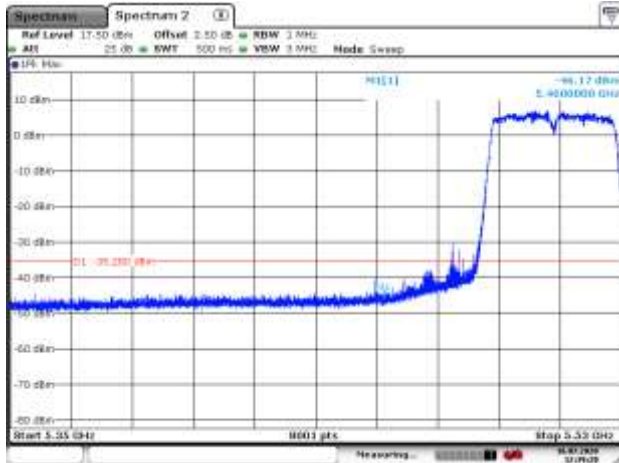
Date: 18-05-2020 12:13:10

5795MHz with 2\*2 CDD PK



Date: 18-05-2020 12:13:16

5510MHz with 2\*2 Beamforming PK



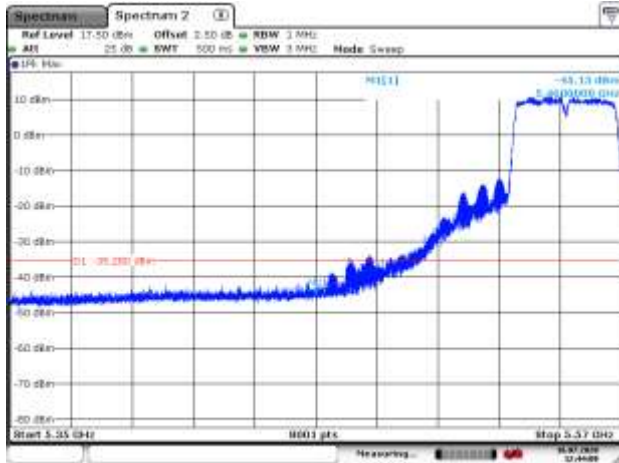
Date: 18-05-2020 12:13:20

5510MHz with 2\*2 Beamforming AV



Date: 18-05-2020 12:16:10

5550MHz with 2\*2 Beamforming PK



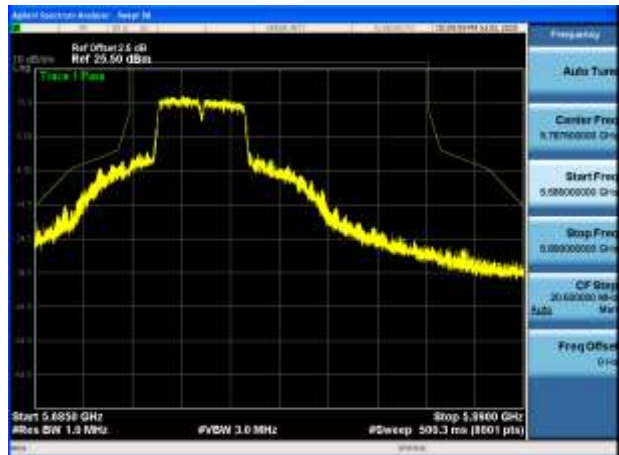
Date: 18-05-2020 12:14:10

5550MHz with 2\*2 Beamforming AV

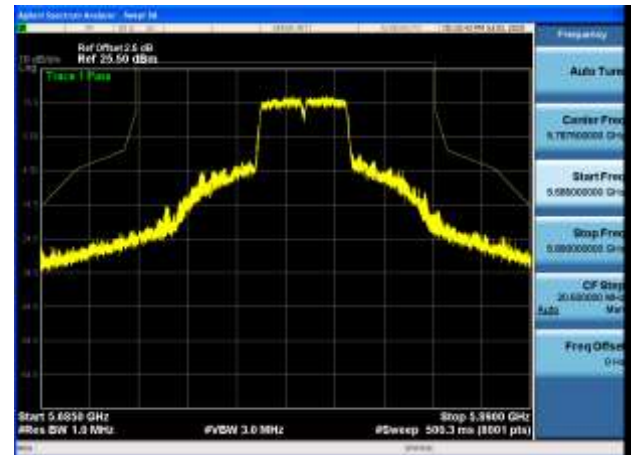


Date: 18-05-2020 12:14:10

5755MHz with 2\*2 Beamforming PK



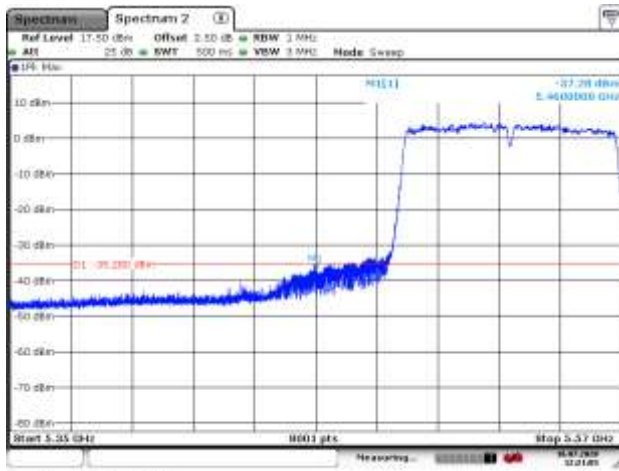
5795MHz with 2\*2 Beamforming PK





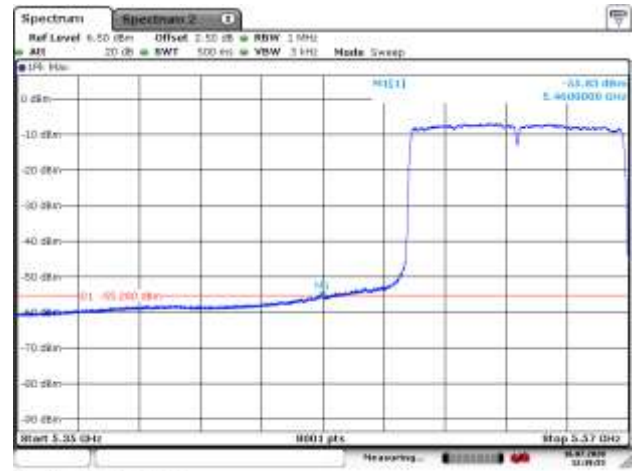
802.11ac(80MHz)

5530MHz with 2\*2 CDD PK



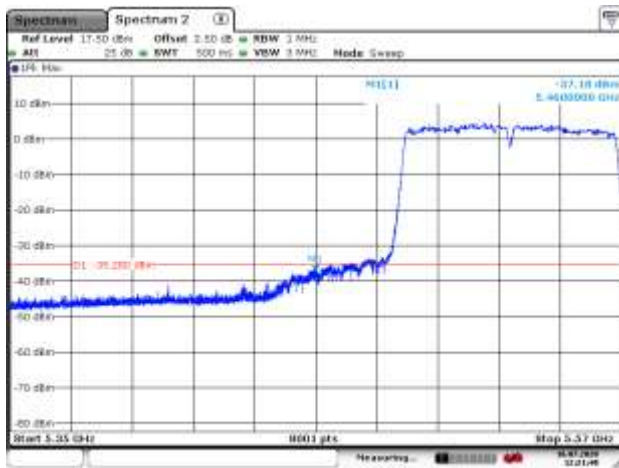
Date: 18-05-2020 12:01:00

5530MHz with 2\*2 CDD AV



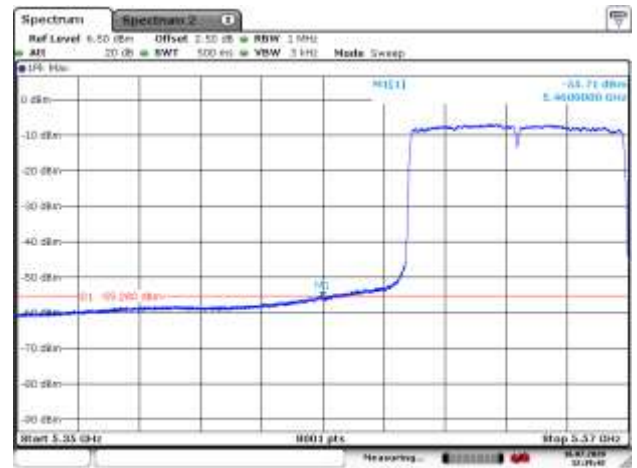
Date: 18-05-2020 12:10:14

5530MHz with 2\*2 Beamforming PK



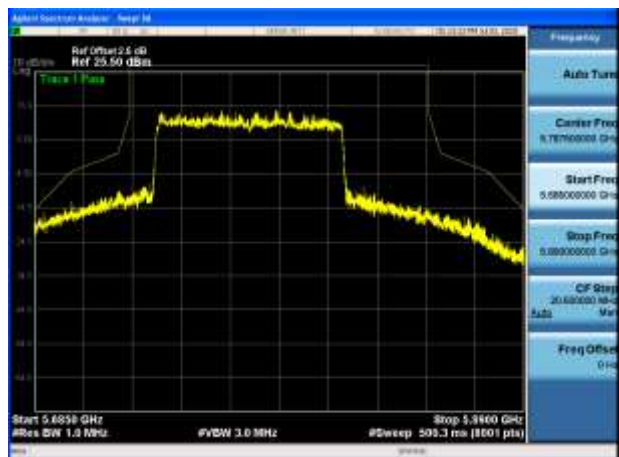
Date: 18-05-2020 12:01:49

5530MHz with 2\*2 Beamforming AV



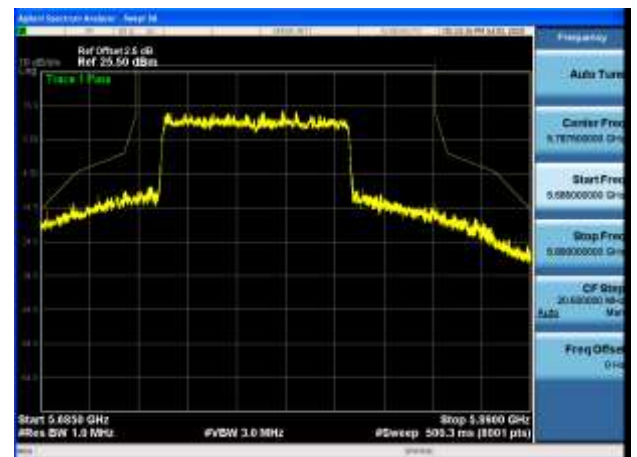
Date: 18-05-2020 12:11:42

5775MHz with 2\*2 CDD PK



Date: 18-05-2020 12:01:49

5775MHz with 2\*2 Beamforming PK

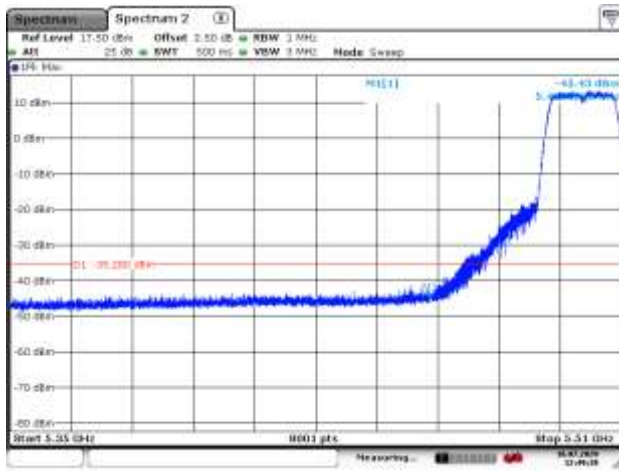


Date: 18-05-2020 12:11:42



802.11ax(20MHz)

5500MHz with 2\*2 CDD PK



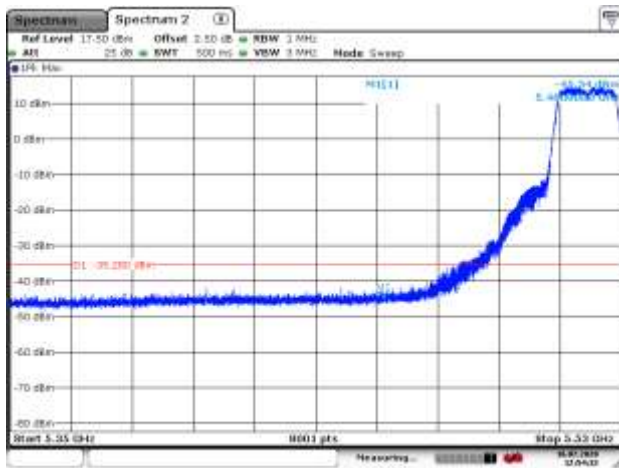
Date: 18-05-2020 12:14:08

5500MHz with 2\*2 CDD AV



Date: 18-05-2020 12:14:08

5520MHz with 2\*2 CDD PK



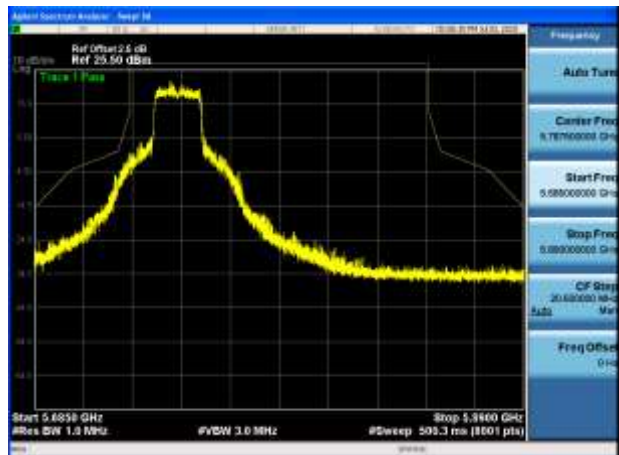
Date: 18-05-2020 12:14:08

5520MHz with 2\*2 CDD AV

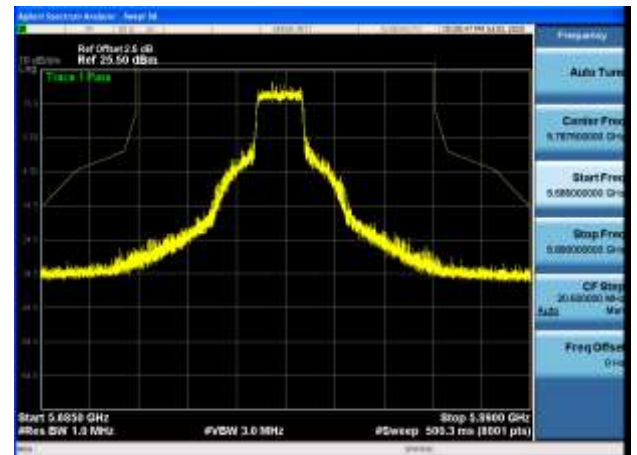


Date: 18-05-2020 12:14:08

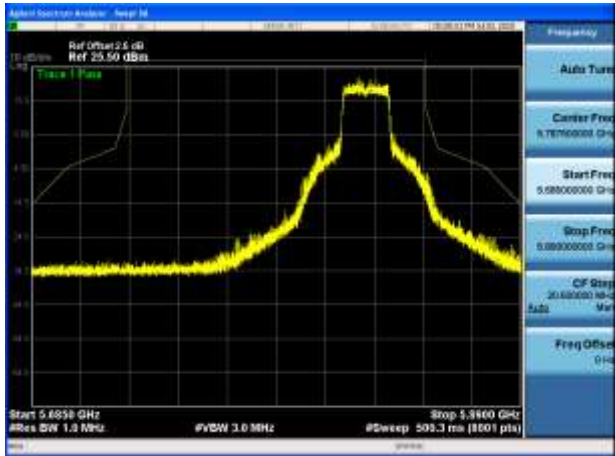
5745MHz with 2\*2 CDD PK



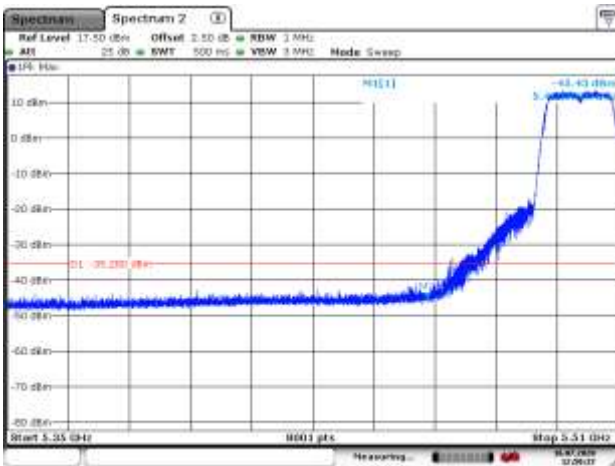
5785MHz with 2\*2 CDD PK



5825MHz with 2\*2 CDD PK



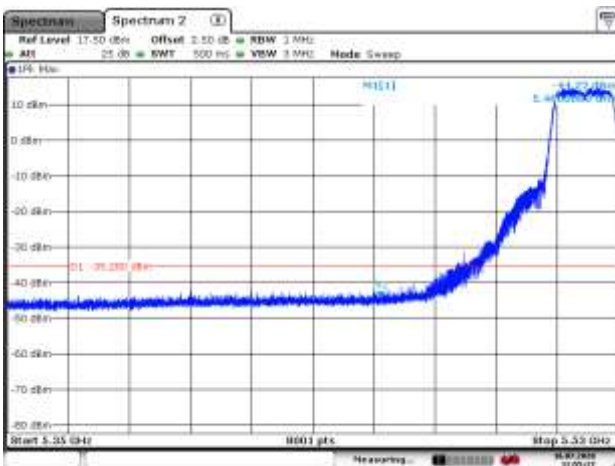
5500MHz with 2\*2 Beamforming PK



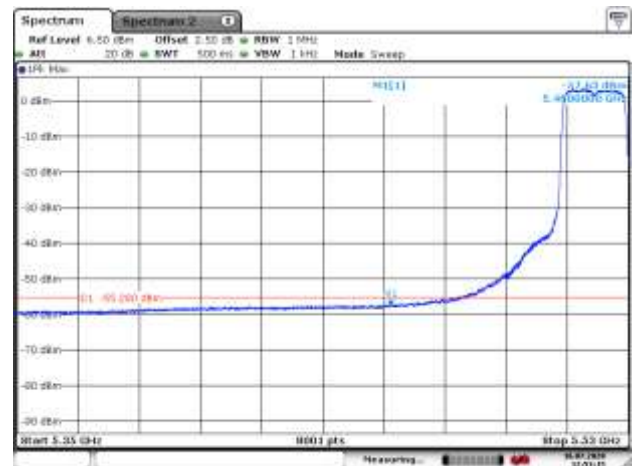
5500MHz with 2\*2 Beamforming AV



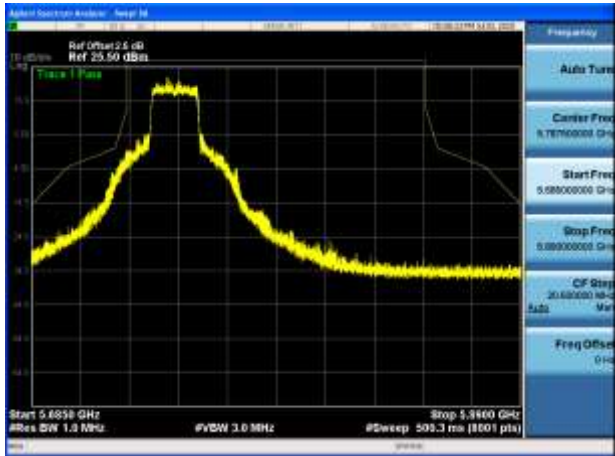
5520MHz with 2\*2 Beamforming PK



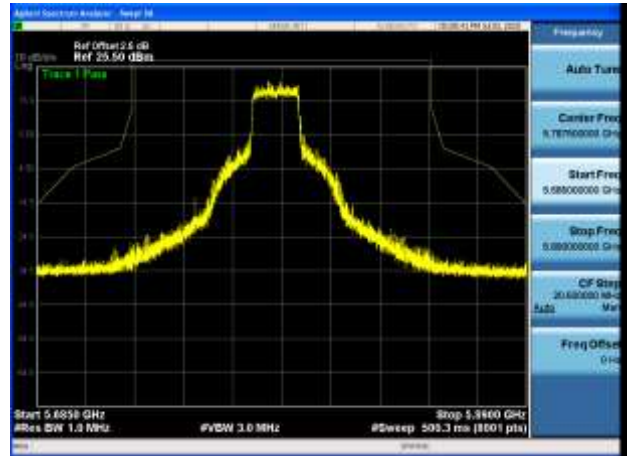
5520MHz with 2\*2 Beamforming AV



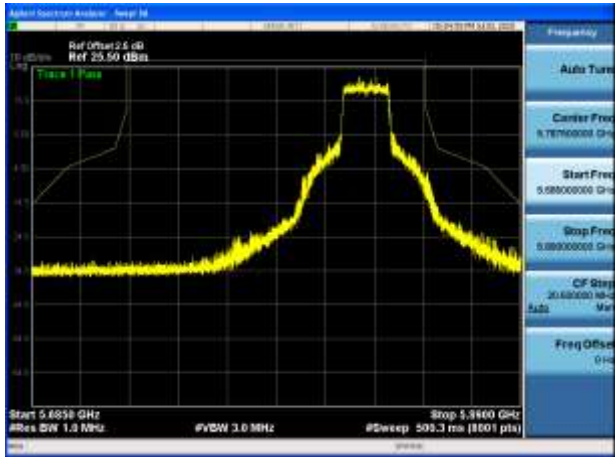
5745MHz with 2\*2 Beamforming PK



5785MHz with 2\*2 Beamforming PK

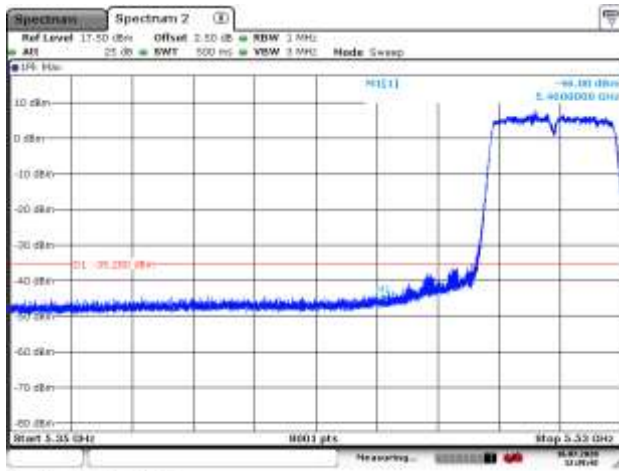


5825MHz with 2\*2 Beamforming PK



802.11ax(40MHz)

5510MHz with 2\*2 CDD PK



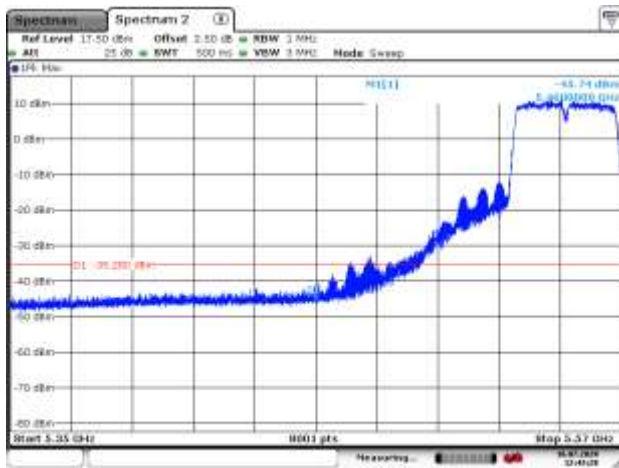
Date: 18-05-2020 12:40:42

5510MHz with 2\*2 CDD AV



Date: 18-05-2020 12:40:14

5550MHz with 2\*2 CDD PK



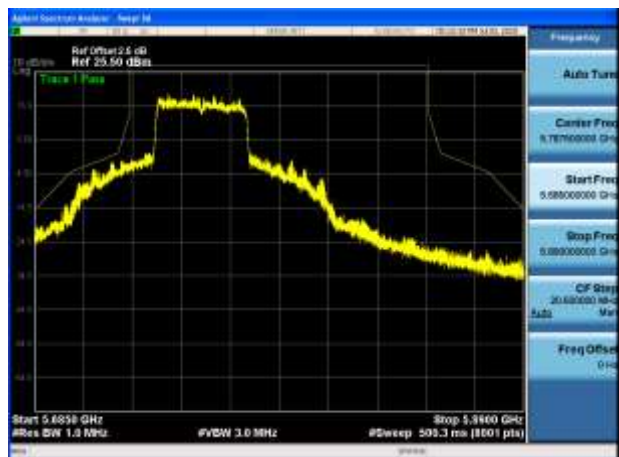
Date: 18-05-2020 12:41:29

5550MHz with 2\*2 CDD AV



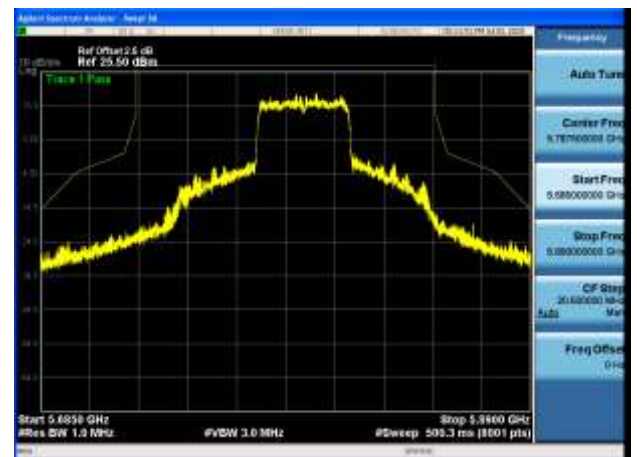
Date: 18-05-2020 12:41:10

5755MHz with 2\*2 CDD PK



Date: 18-05-2020 12:41:29

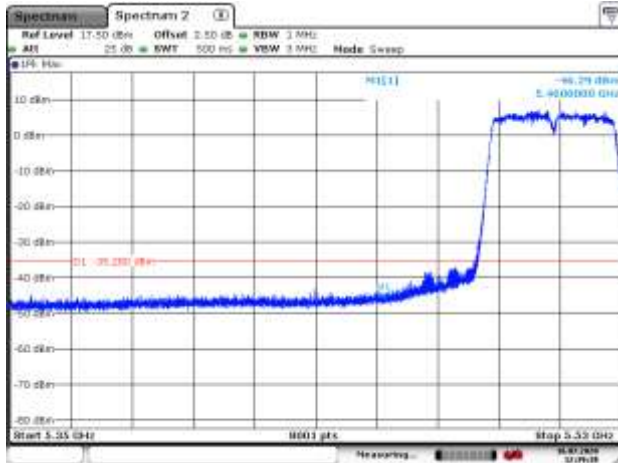
5795MHz with 2\*2 CDD PK



Date: 18-05-2020 12:41:10



5510MHz with 2\*2 Beamforming PK



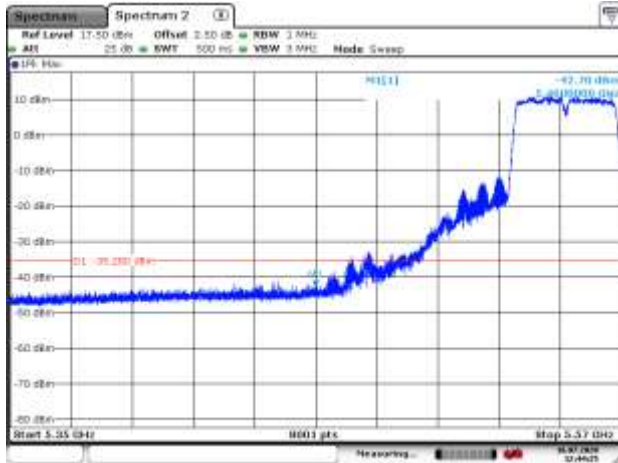
Date: 18-05-2020 12:13:18

5510MHz with 2\*2 Beamforming AV



Date: 18-05-2020 12:13:18

5550MHz with 2\*2 Beamforming PK



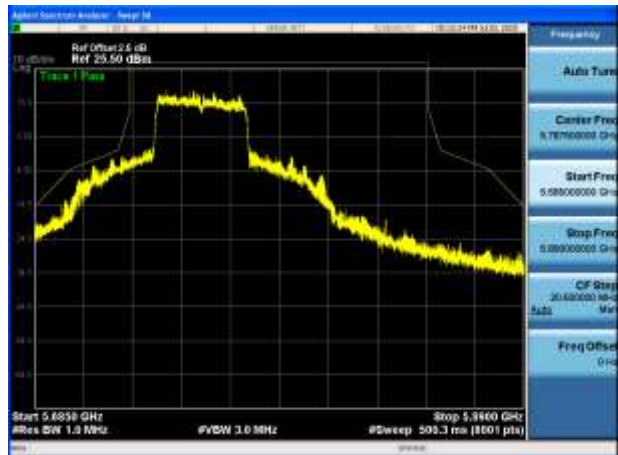
Date: 18-05-2020 12:14:20

5550MHz with 2\*2 Beamforming AV

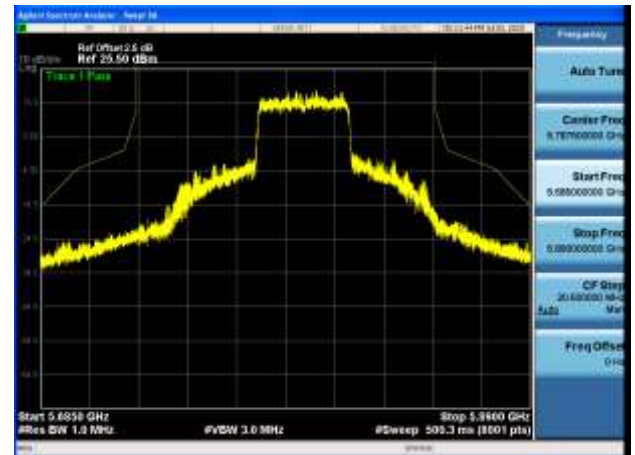


Date: 18-05-2020 12:14:20

5755MHz with 2\*2 Beamforming PK



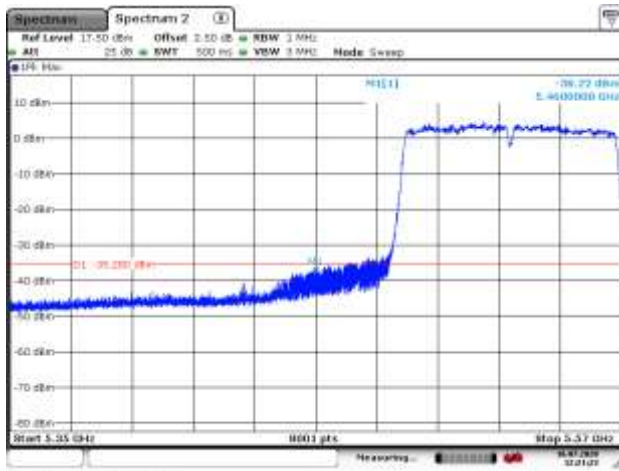
5795MHz with 2\*2 Beamforming PK





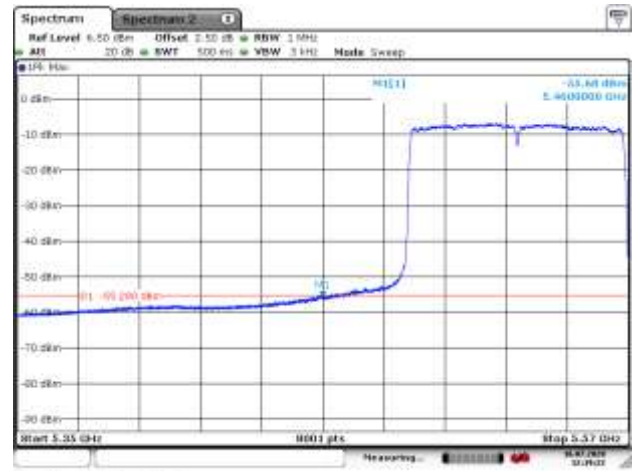
802.11ax(80MHz)

5530MHz with 2\*2 CDD PK



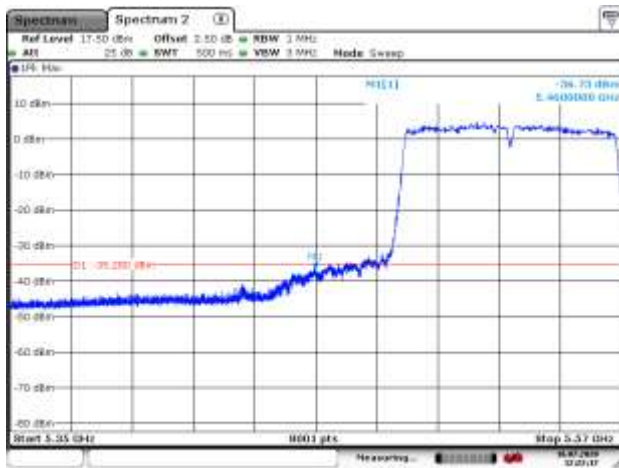
Date: 18-05-2020 12:01:20

5530MHz with 2\*2 CDD AV



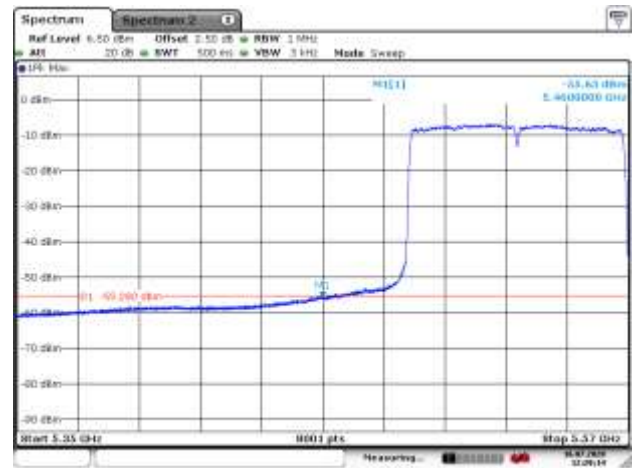
Date: 18-05-2020 12:11:02

5530MHz with 2\*2 Beamforming PK



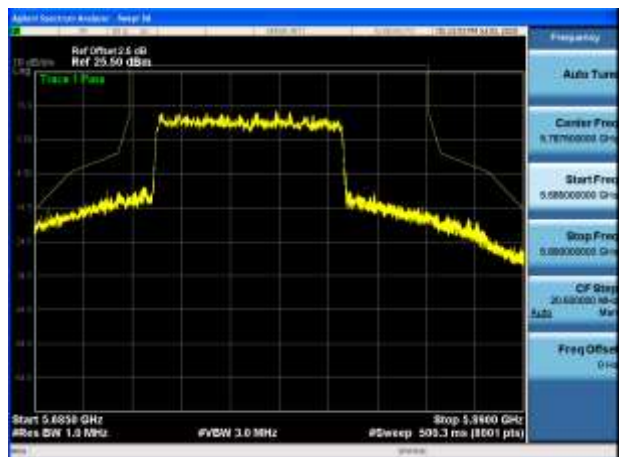
Date: 18-05-2020 12:22:17

5530MHz with 2\*2 Beamforming AV

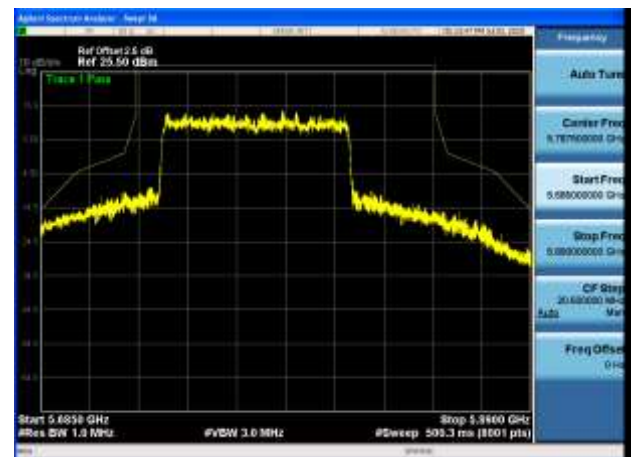


Date: 18-05-2020 12:20:14

5775MHz with 2\*2 CDD PK

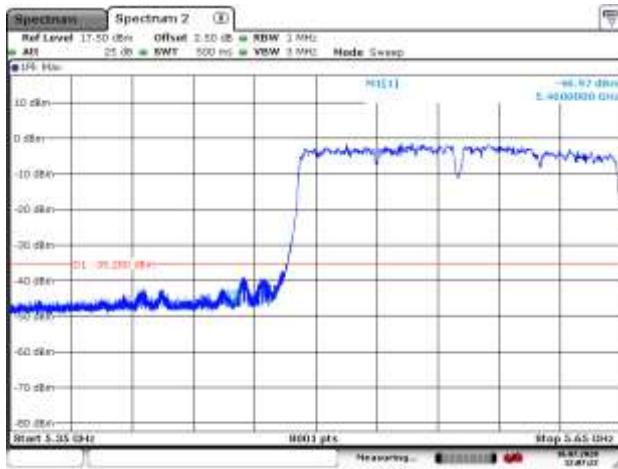


5775MHz with 2\*2 Beamforming PK



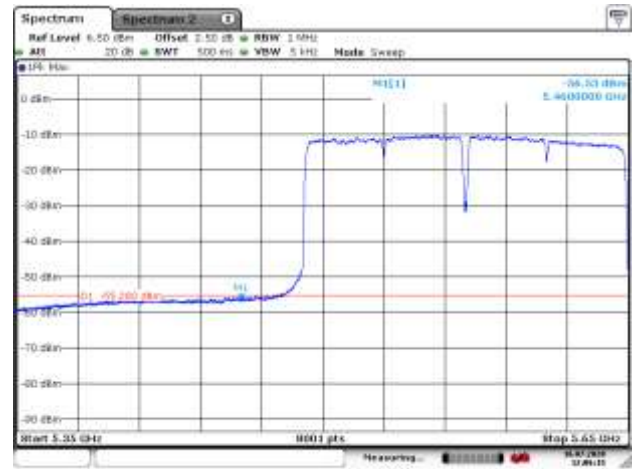
**802.11ax(160MHz)**

5570MHz with 2\*2 CDD PK



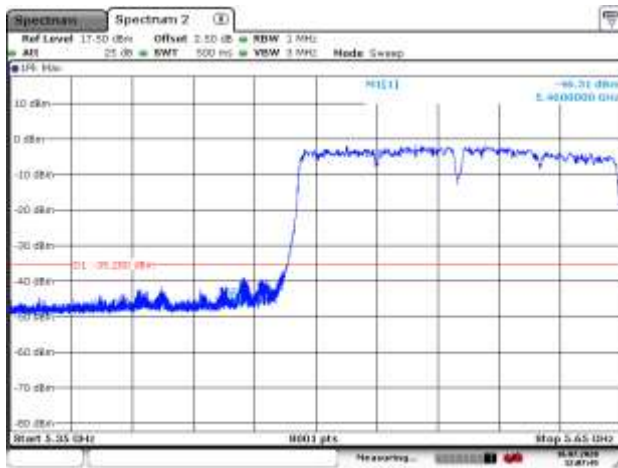
Date: 18-05-2020 12:07:20

5570MHz with 2\*2 CDD AV



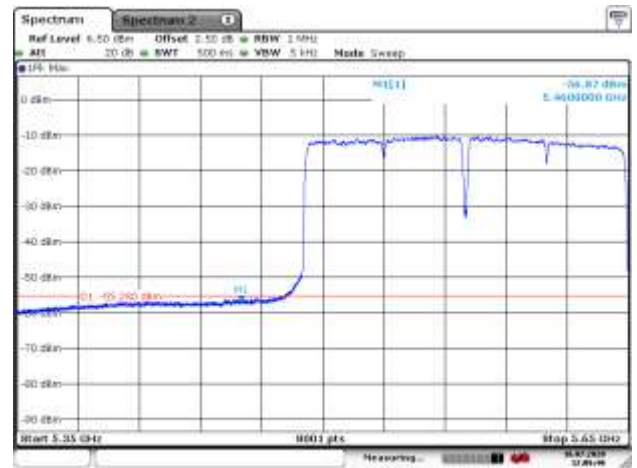
Date: 18-05-2020 12:06:19

5570MHz with 2\*2 Beamforming PK



Date: 18-05-2020 12:07:44

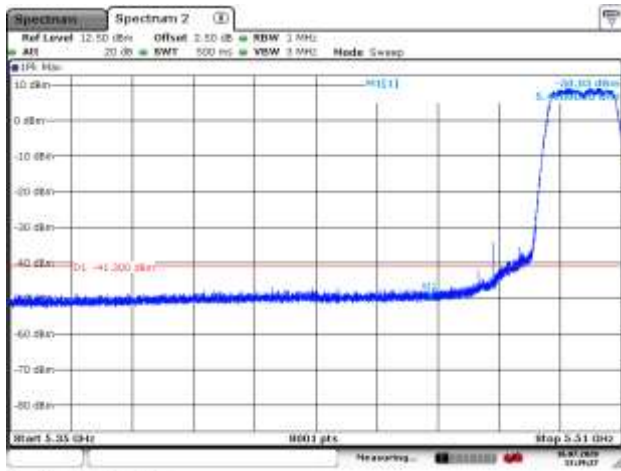
5570MHz with 2\*2 Beamforming AV



Date: 18-05-2020 12:06:48

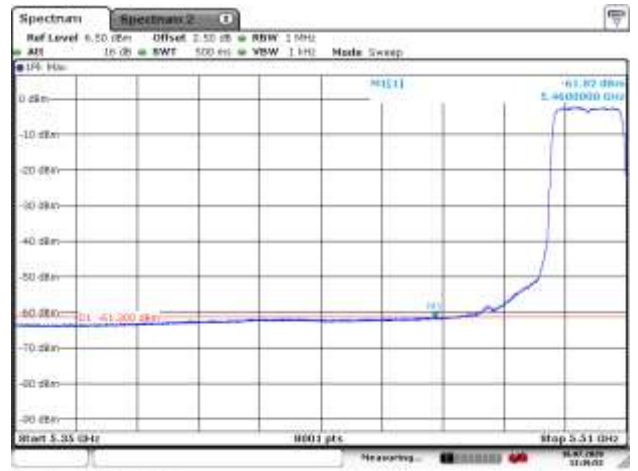
802.11a

5500MHz with 4\*4 CDD PK



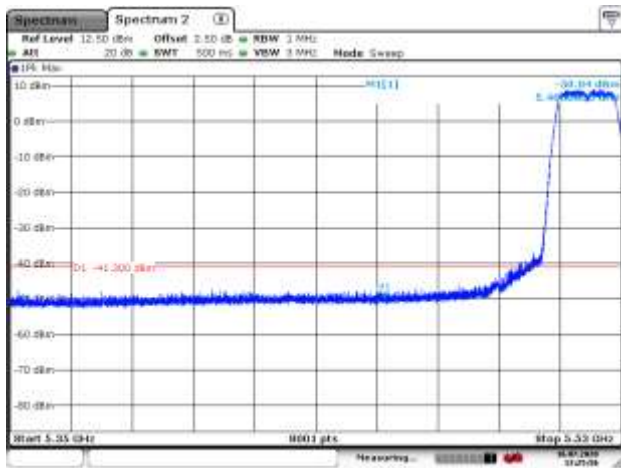
Date: 18-05-2020 13:11:27

5500MHz with 4\*4 CDD AV



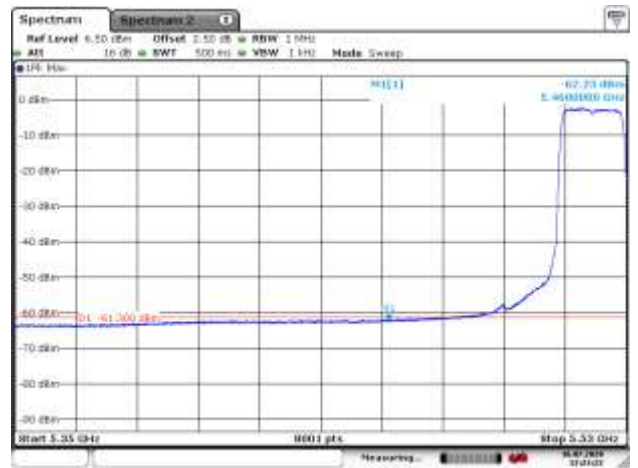
Date: 18-05-2020 13:11:12

5520MHz with 4\*4 CDD PK



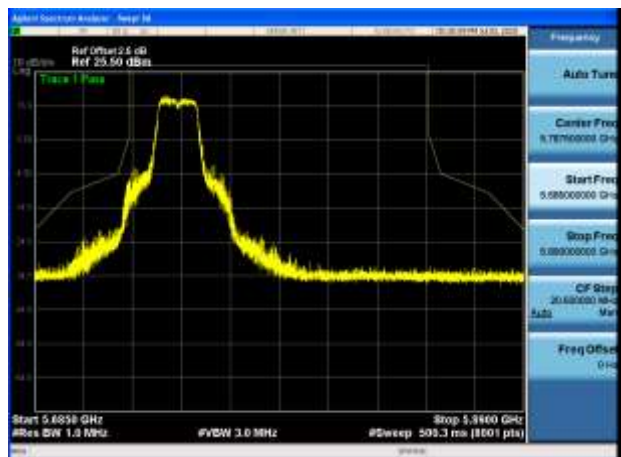
Date: 18-05-2020 13:12:18

5520MHz with 4\*4 CDD AV

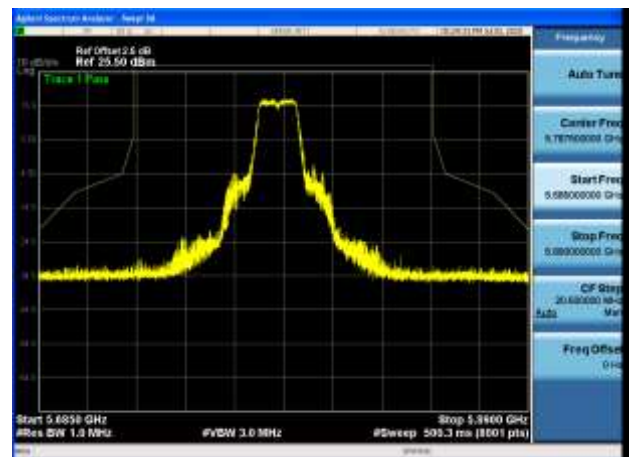


Date: 18-05-2020 13:07:22

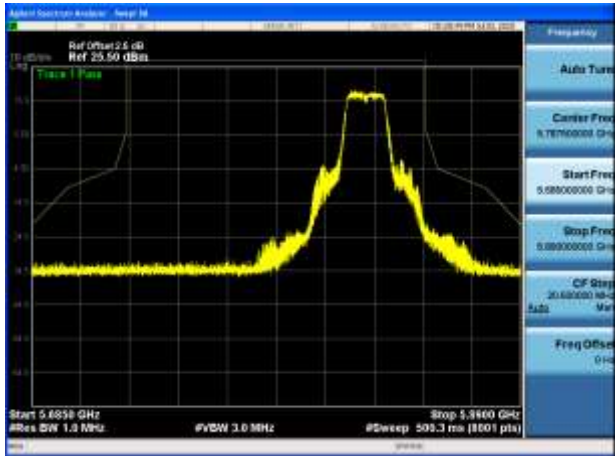
5745MHz with 4\*4 CDD PK



5785MHz with 4\*4 CDD PK

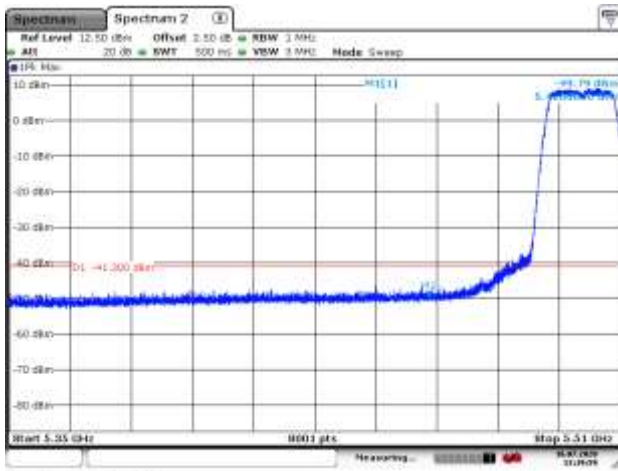


5825MHz with 4\*4 CDD PK



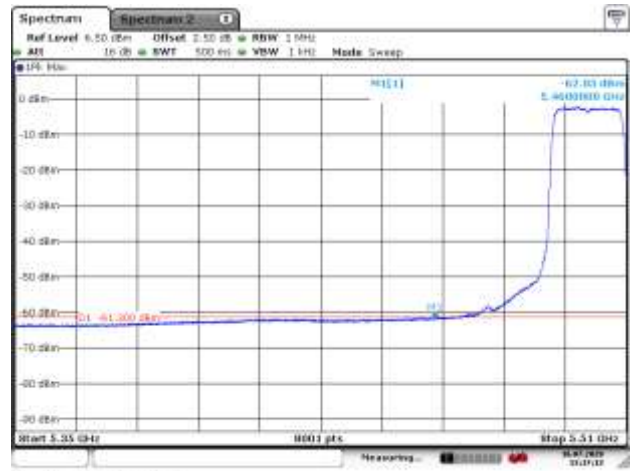
802.11n(20MHz)

5500MHz with 4\*4 CDD PK



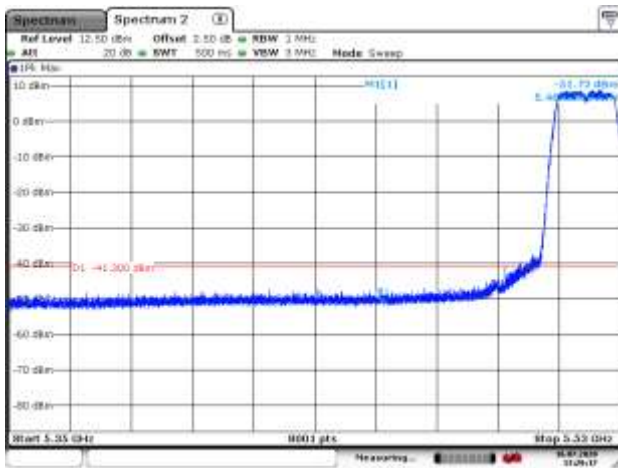
Date: 18-05-2020 11:20:10

5500MHz with 4\*4 CDD AV



Date: 18-05-2020 11:17:18

5520MHz with 4\*4 CDD PK



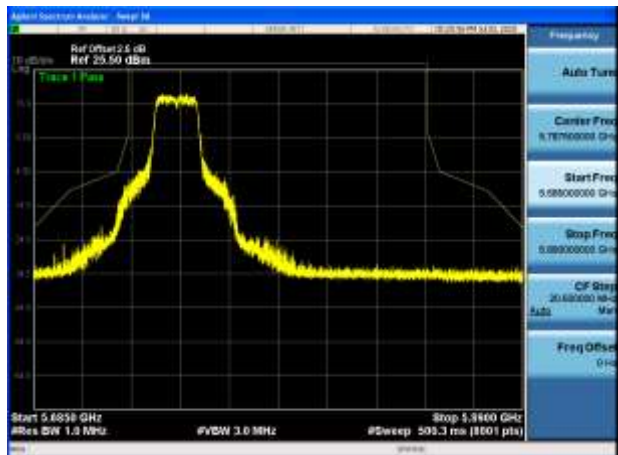
Date: 18-05-2020 11:20:17

5520MHz with 4\*4 CDD AV

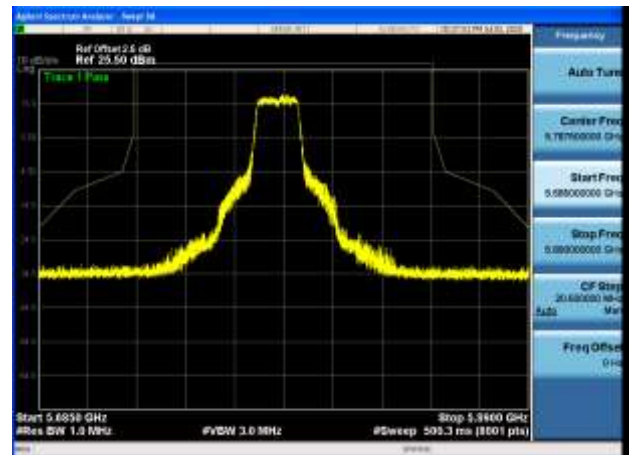


Date: 18-05-2020 11:03:57

5745MHz with 4\*4 CDD PK

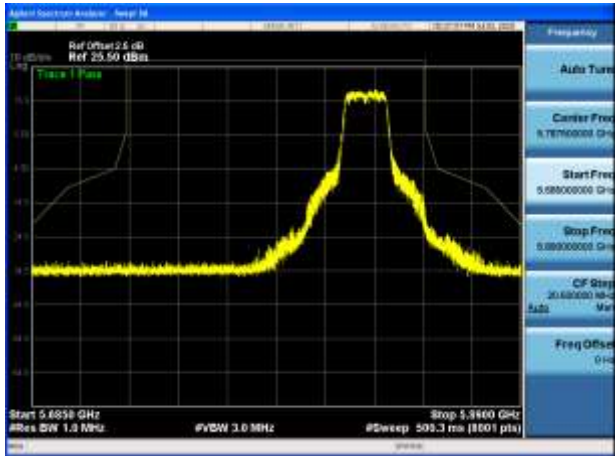


5785MHz with 4\*4 CDD PK

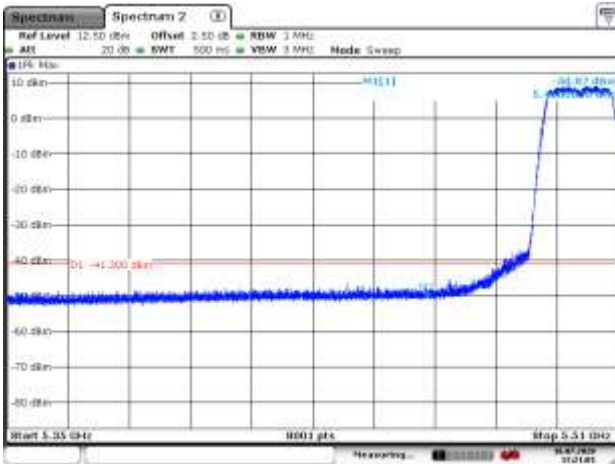




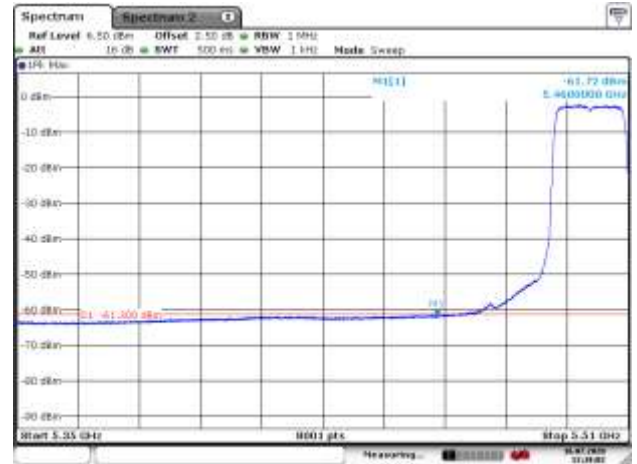
5825MHz with 4\*4 CDD PK



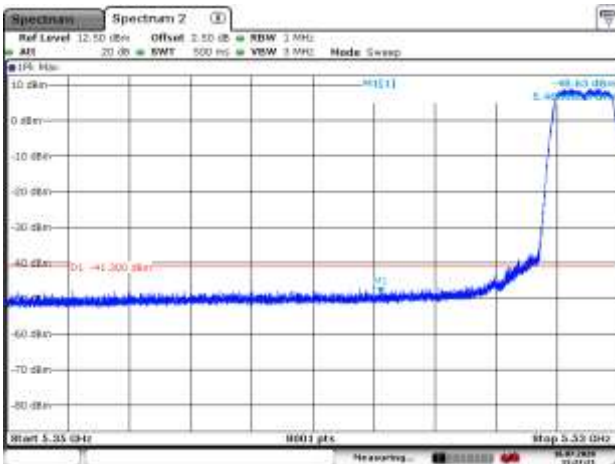
5500MHz with 4\*4 Beamforming PK



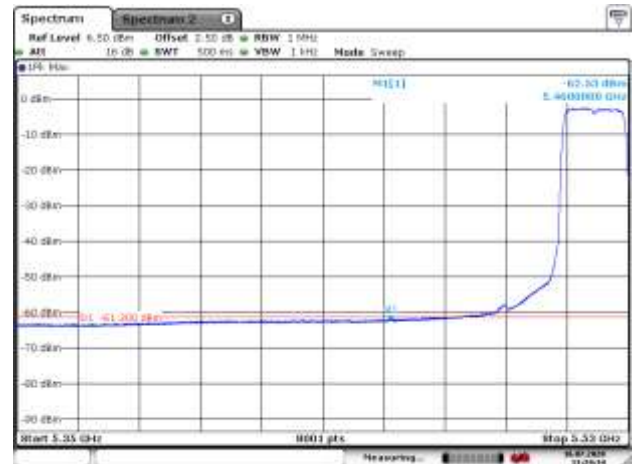
5500MHz with 4\*4 Beamforming AV



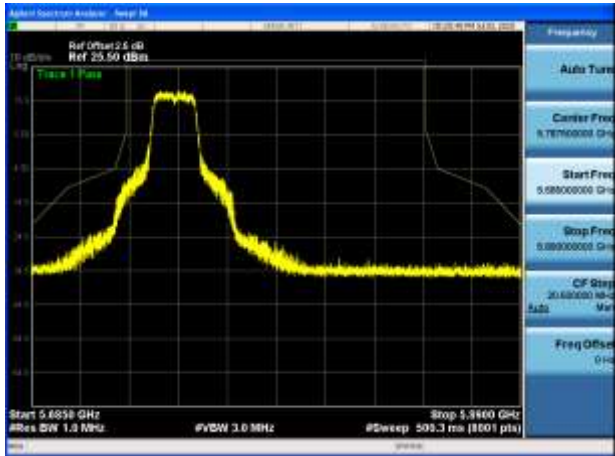
5520MHz with 4\*4 Beamforming PK



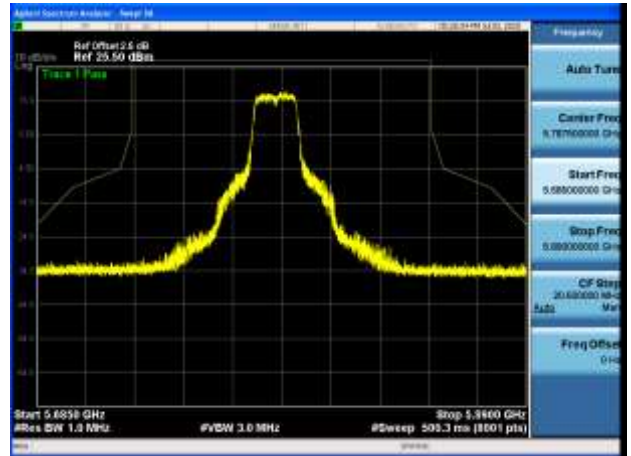
5520MHz with 4\*4 Beamforming AV



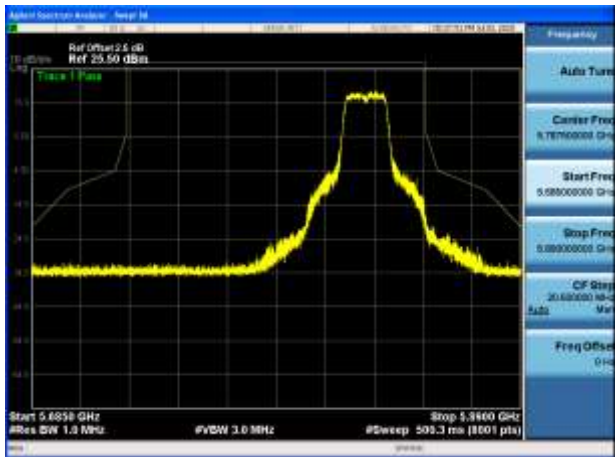
5745MHz with 4\*4 Beamforming PK



5785MHz with 4\*4 Beamforming PK

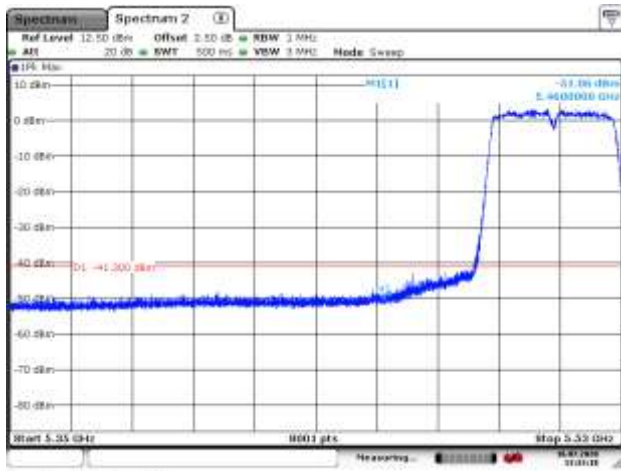


5825MHz with 4\*4 Beamforming PK



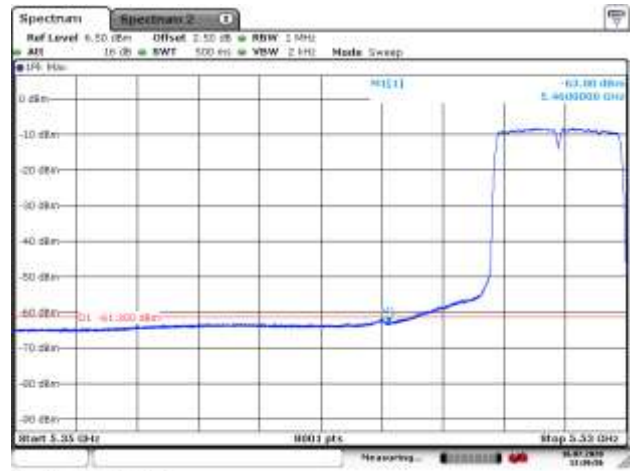
802.11n(40MHz)

5510MHz with 4\*4 CDD PK



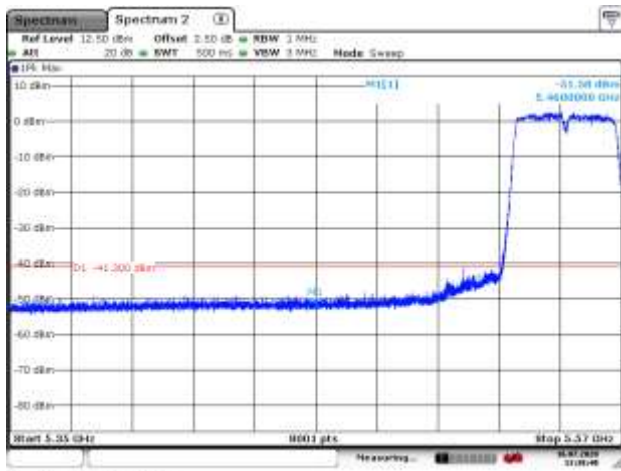
Date: 18-05-2020 13:43:19

5510MHz with 4\*4 CDD AV



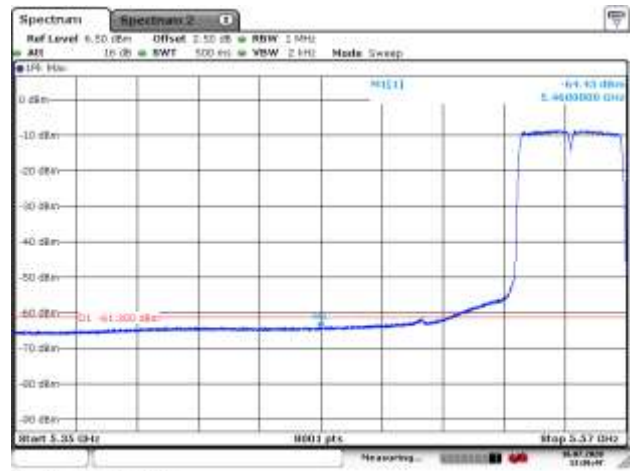
Date: 18-05-2020 13:45:16

5550MHz with 4\*4 CDD PK



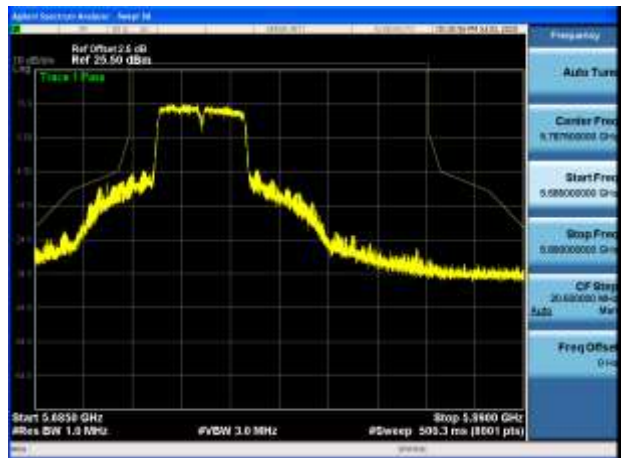
Date: 18-05-2020 13:45:40

5550MHz with 4\*4 CDD AV



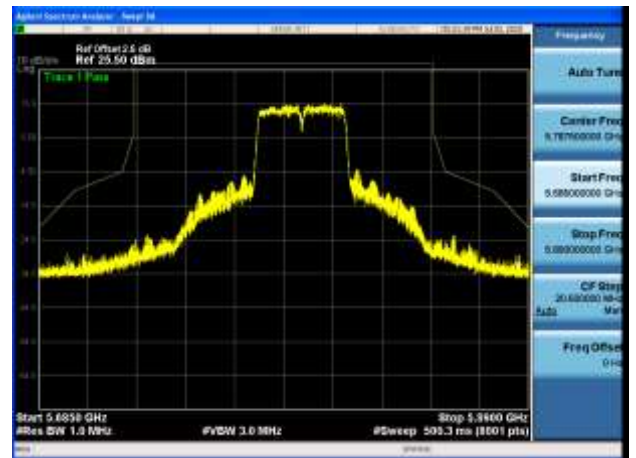
Date: 18-05-2020 13:46:17

5755MHz with 4\*4 CDD PK



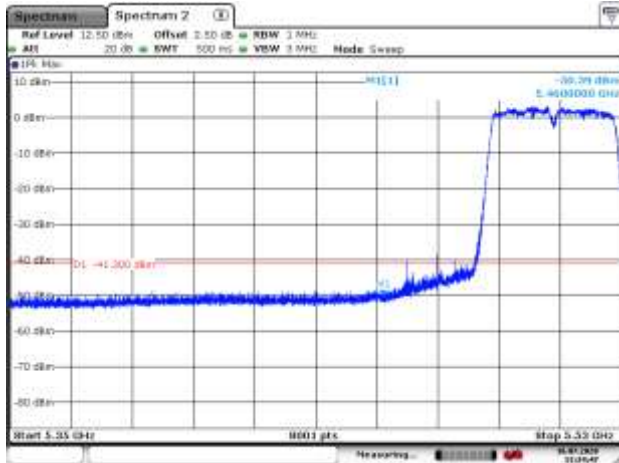
Date: 18-05-2020 13:46:40

5795MHz with 4\*4 CDD PK



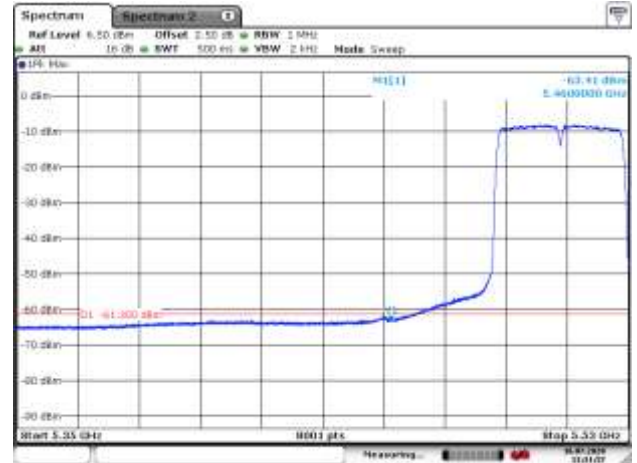
Date: 18-05-2020 13:46:40

5510MHz with 4\*4 Beamforming PK



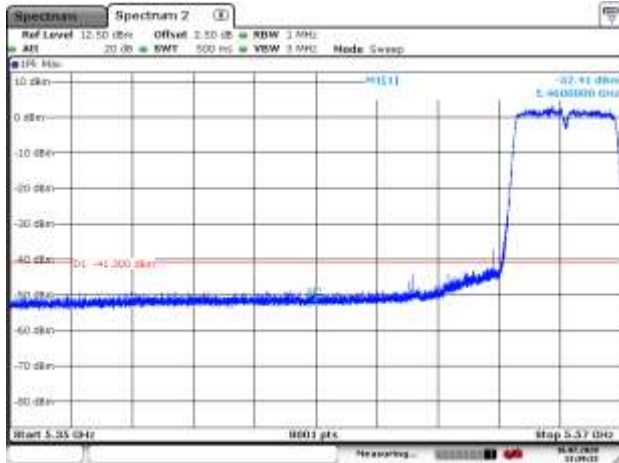
Date: 18-05-2020 11:14:47

5510MHz with 4\*4 Beamforming AV



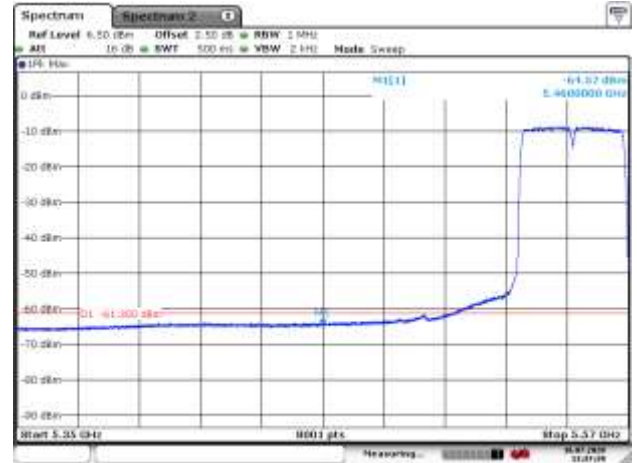
Date: 18-05-2020 11:15:17

5550MHz with 4\*4 Beamforming PK



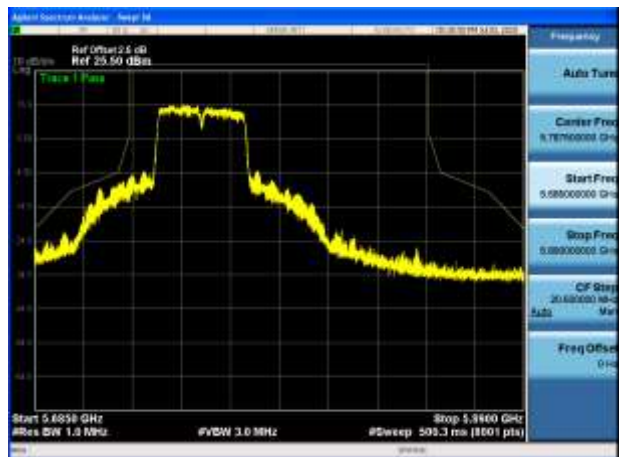
Date: 18-05-2020 11:15:12

5550MHz with 4\*4 Beamforming AV



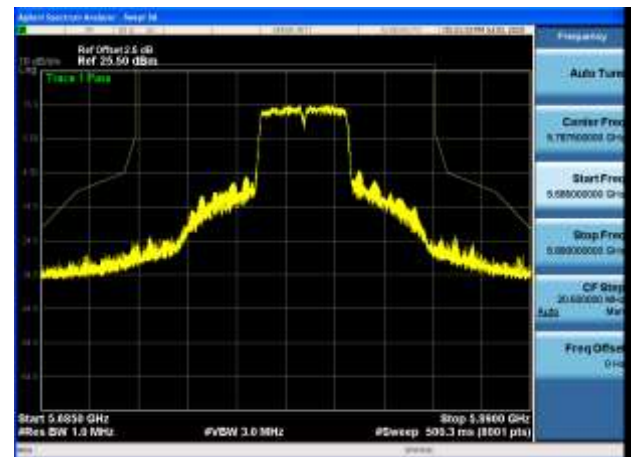
Date: 18-05-2020 11:15:18

5755MHz with 4\*4 Beamforming PK



Date: 18-05-2020 11:15:12

5795MHz with 4\*4 Beamforming PK

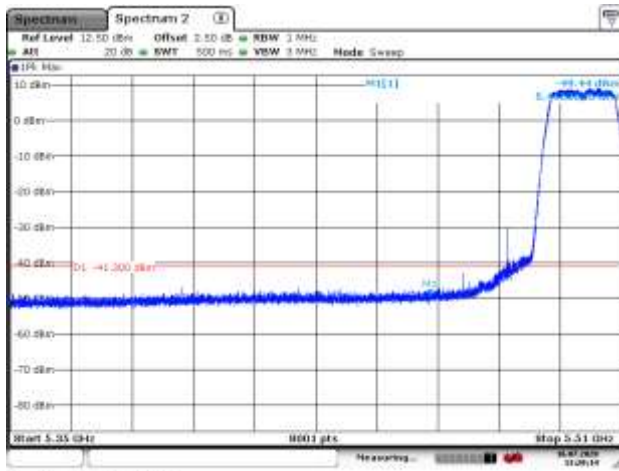


Date: 18-05-2020 11:15:18



802.11ac(20MHz)

5500MHz with 4\*4 CDD PK



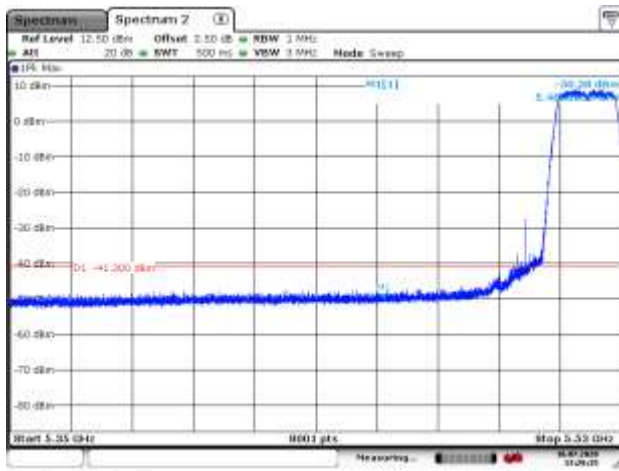
Date: 18-05-2020 11:20:14

5500MHz with 4\*4 CDD AV



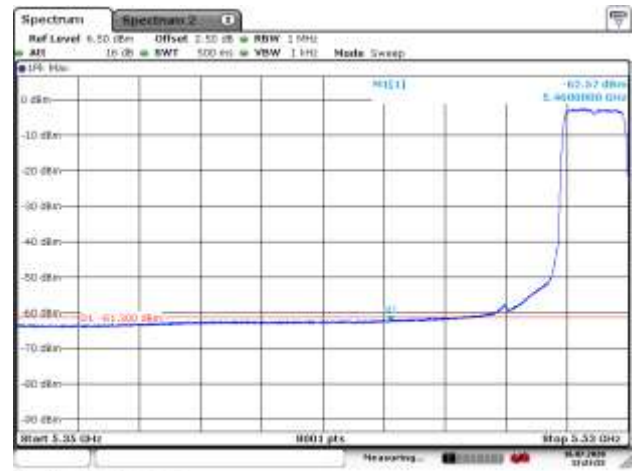
Date: 18-05-2020 11:11:00

5520MHz with 4\*4 CDD PK



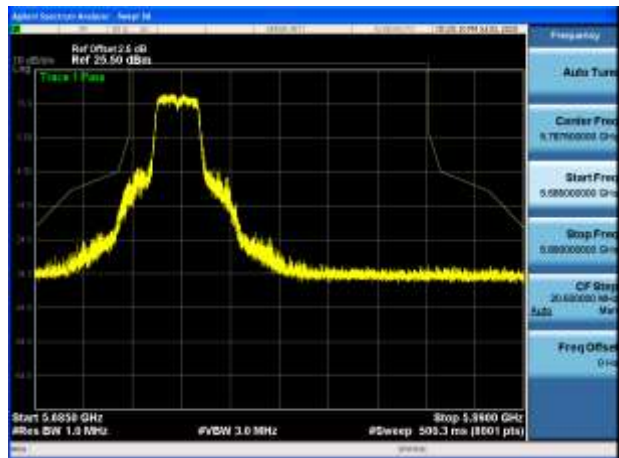
Date: 18-05-2020 11:26:10

5520MHz with 4\*4 CDD AV

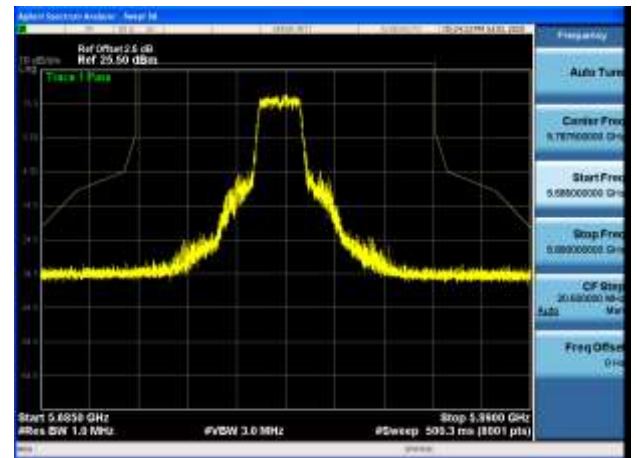


Date: 18-05-2020 11:03:12

5745MHz with 4\*4 CDD PK

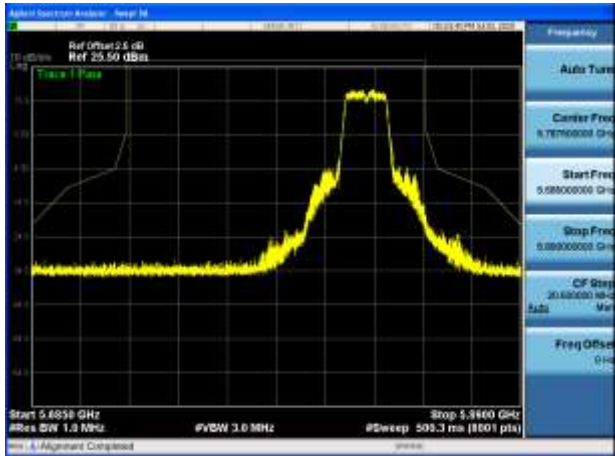


5785MHz with 4\*4 CDD PK

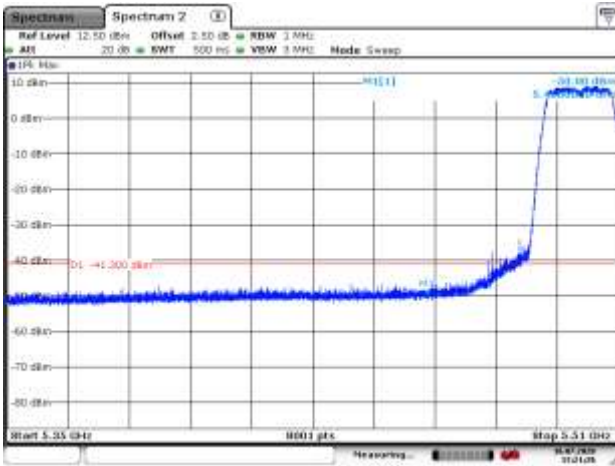




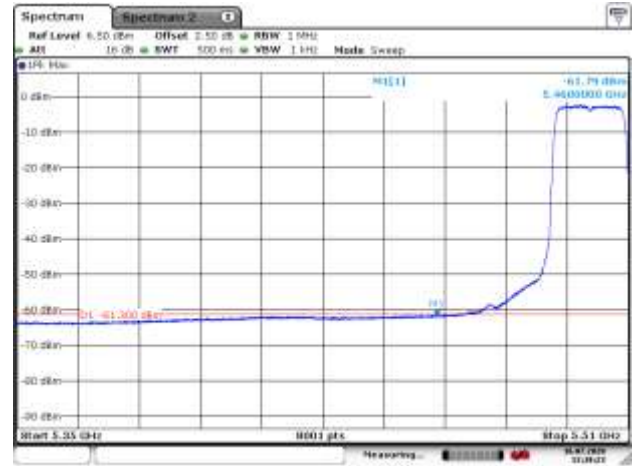
5825MHz with 4\*4 CDD PK



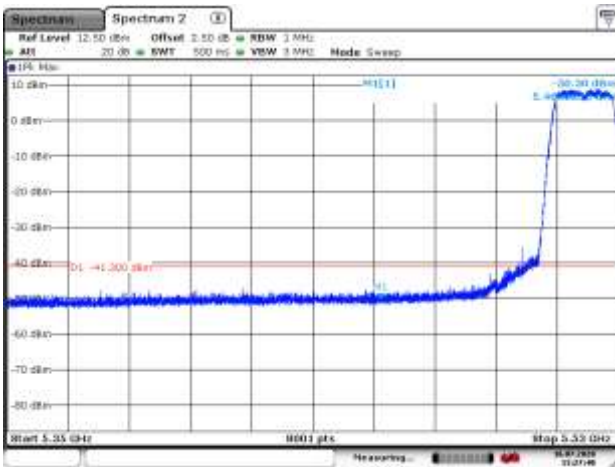
5500MHz with 4\*4 Beamforming PK



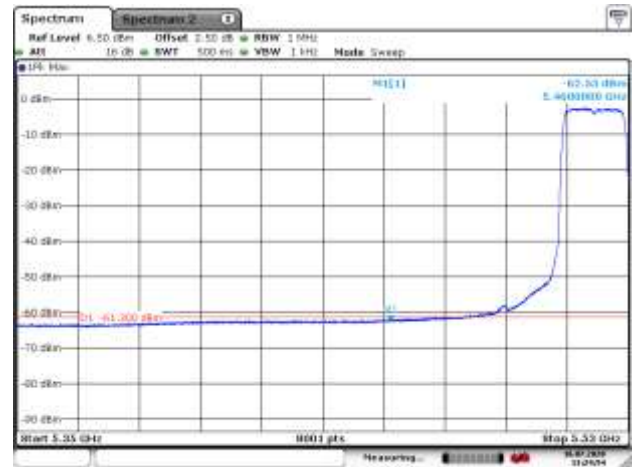
5500MHz with 4\*4 Beamforming AV



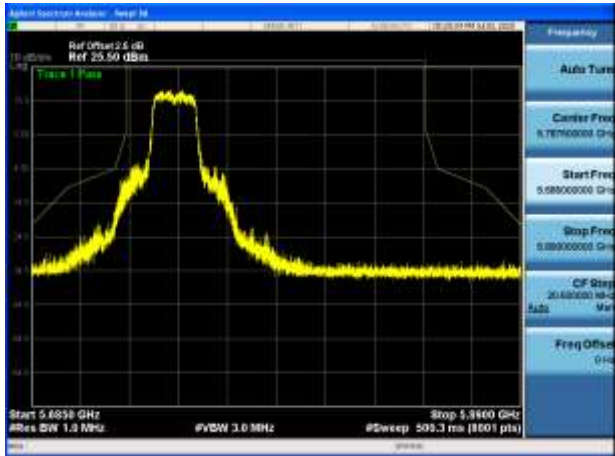
5520MHz with 4\*4 Beamforming PK



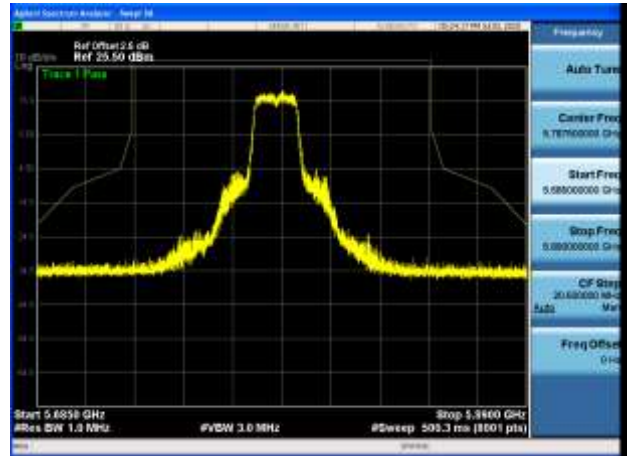
5520MHz with 4\*4 Beamforming AV



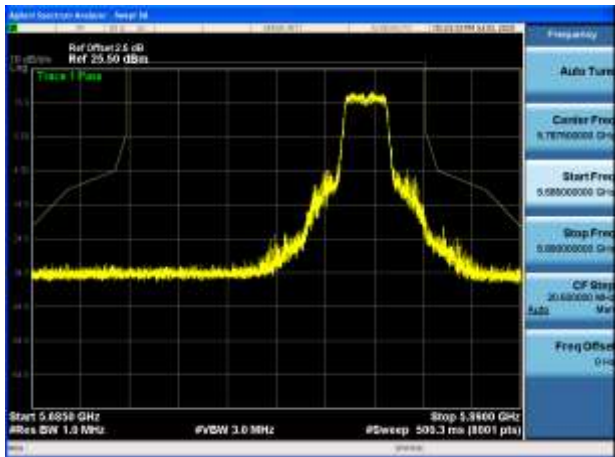
5745MHz with 4\*4 Beamforming PK



5785MHz with 4\*4 Beamforming PK

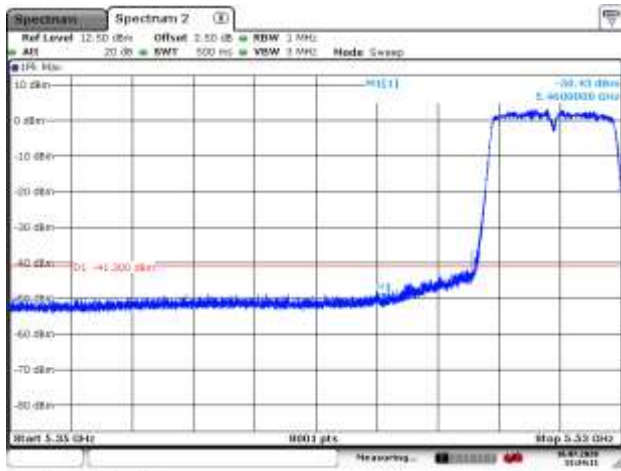


5825MHz with 4\*4 Beamforming PK



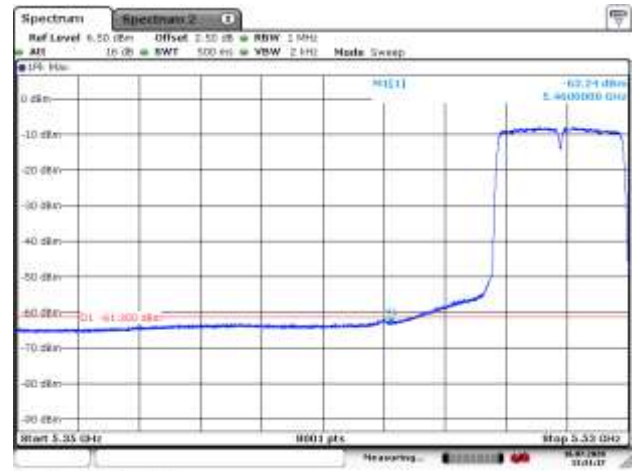
802.11ac(40MHz)

5510MHz with 4\*4 CDD PK



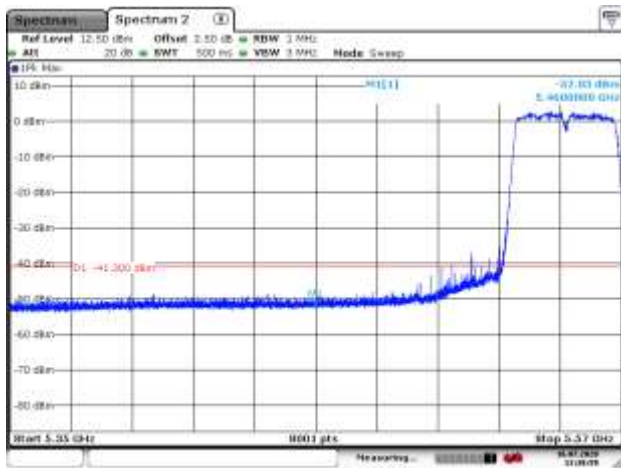
Date: 18-05-2020 13:44:11

5510MHz with 4\*4 CDD AV



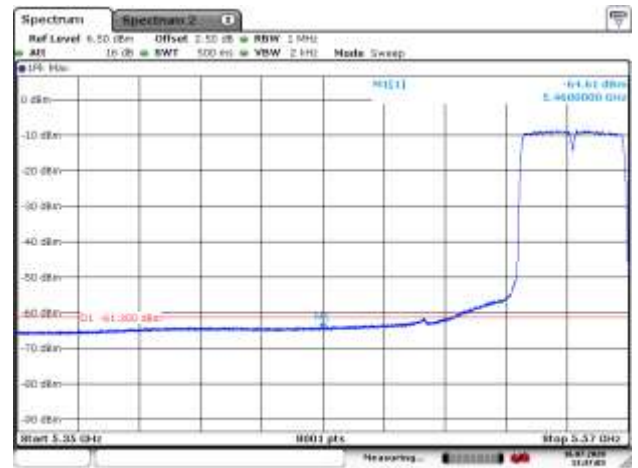
Date: 18-05-2020 13:43:17

5550MHz with 4\*4 CDD PK



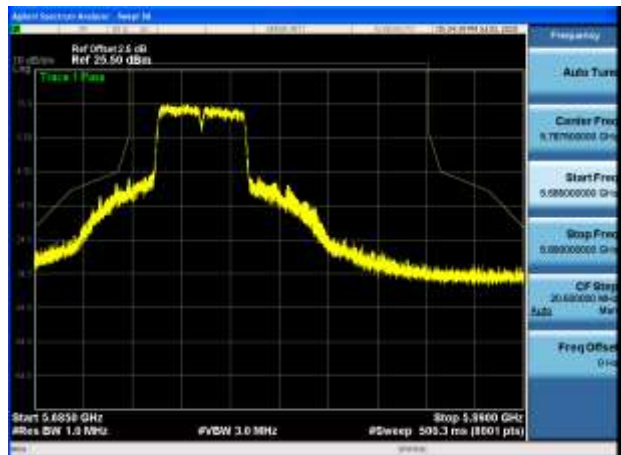
Date: 18-05-2020 13:43:19

5550MHz with 4\*4 CDD AV



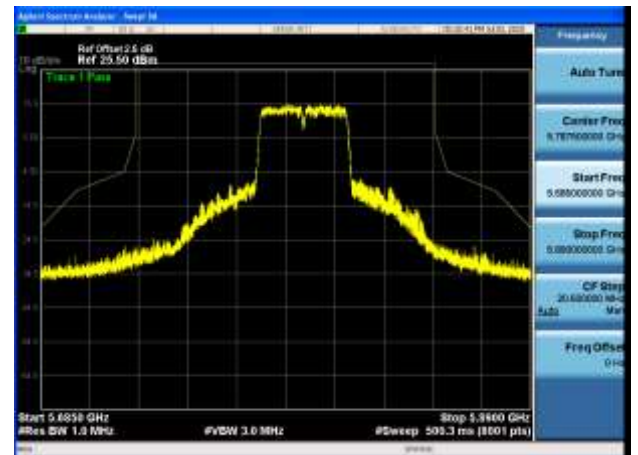
Date: 18-05-2020 13:43:14

5755MHz with 4\*4 CDD PK



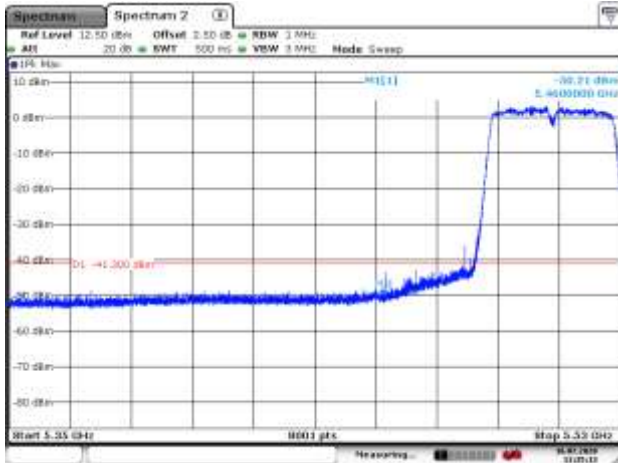
Date: 18-05-2020 13:43:19

5795MHz with 4\*4 CDD PK



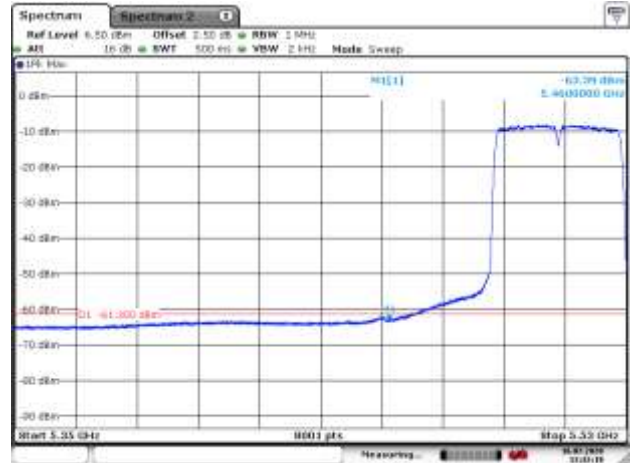
Date: 18-05-2020 13:43:19

5510MHz with 4\*4 Beamforming PK



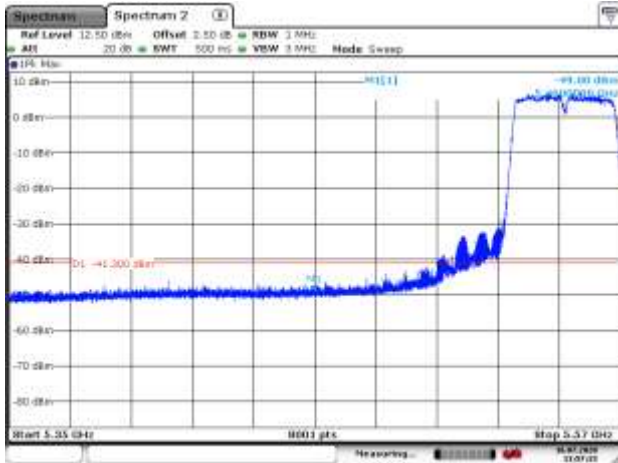
Date: 18-05-2020 13:43:18

5510MHz with 4\*4 Beamforming AV



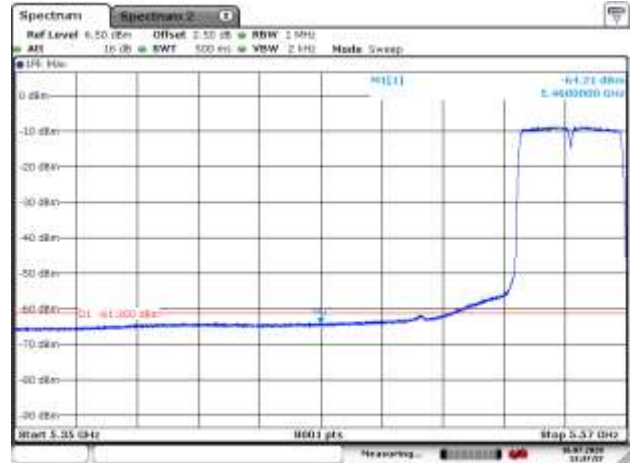
Date: 18-05-2020 13:43:18

5550MHz with 4\*4 Beamforming PK



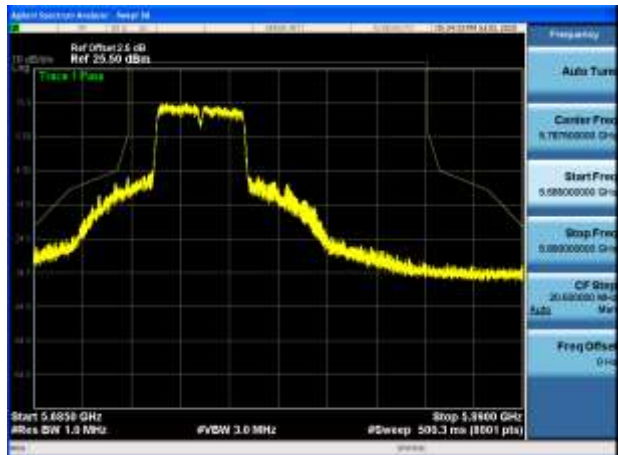
Date: 18-05-2020 13:43:18

5550MHz with 4\*4 Beamforming AV

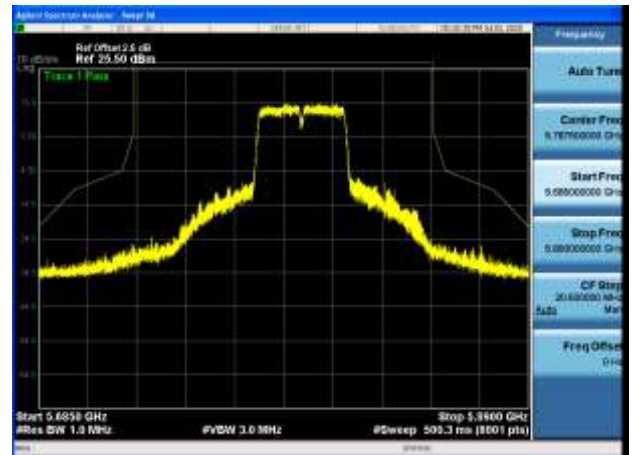


Date: 18-05-2020 13:43:17

5755MHz with 4\*4 Beamforming PK



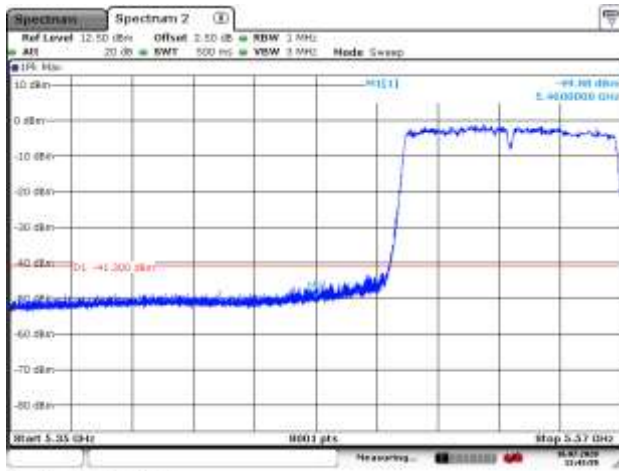
5795MHz with 4\*4 Beamforming PK





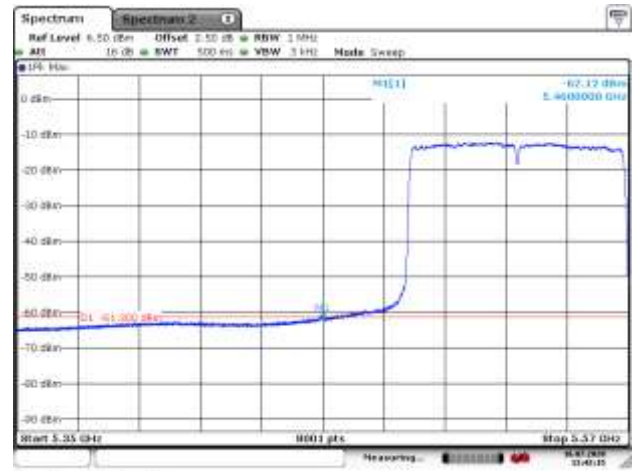
802.11ac(80MHz)

5530MHz with 4\*4 CDD PK



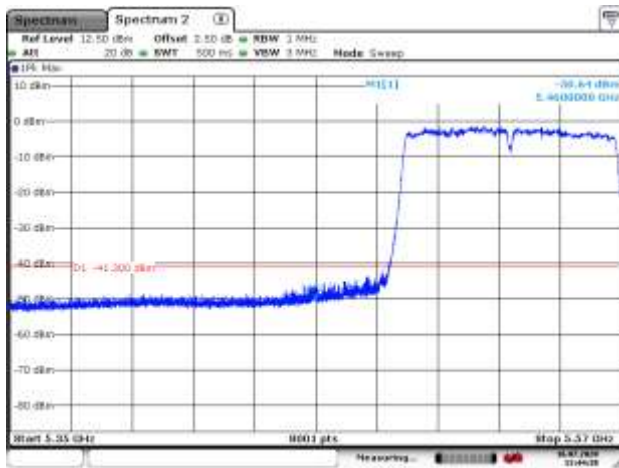
Date: 18-05-2020 13:14:10

5530MHz with 4\*4 CDD AV



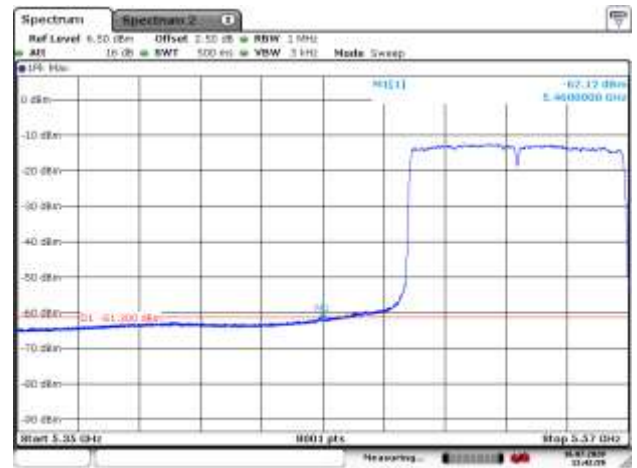
Date: 18-05-2020 13:14:20

5530MHz with 4\*4 Beamforming PK



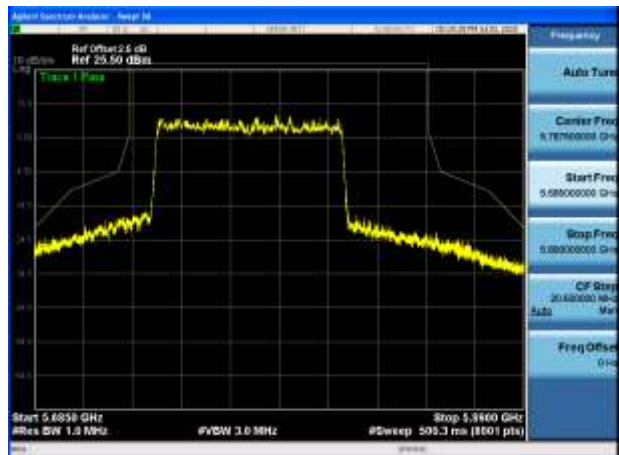
Date: 18-05-2020 13:14:20

5530MHz with 4\*4 Beamforming AV



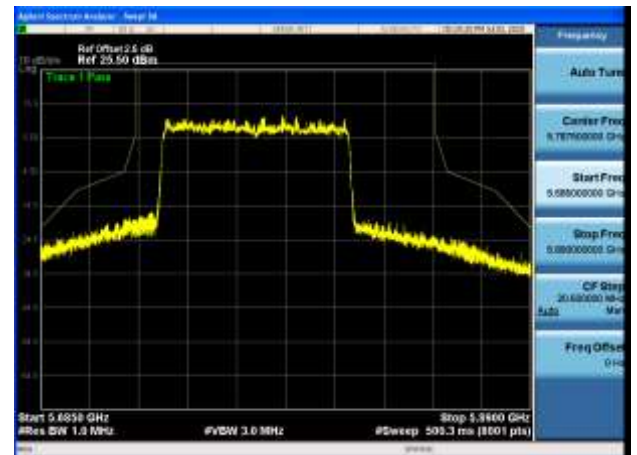
Date: 18-05-2020 13:14:30

5775MHz with 4\*4 CDD PK



Date: 18-05-2020 13:14:30

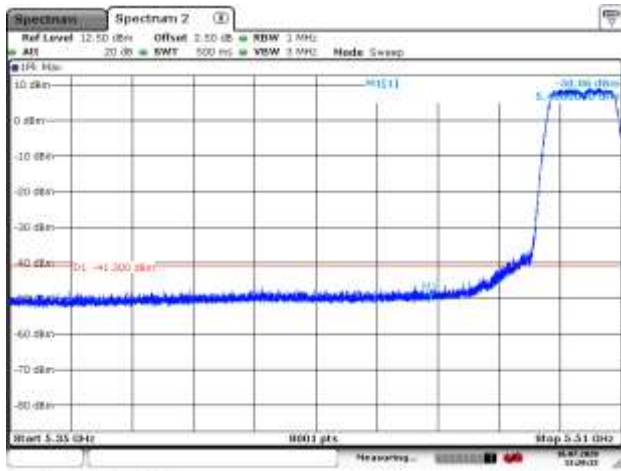
5775MHz with 4\*4 Beamforming PK



Date: 18-05-2020 13:14:30

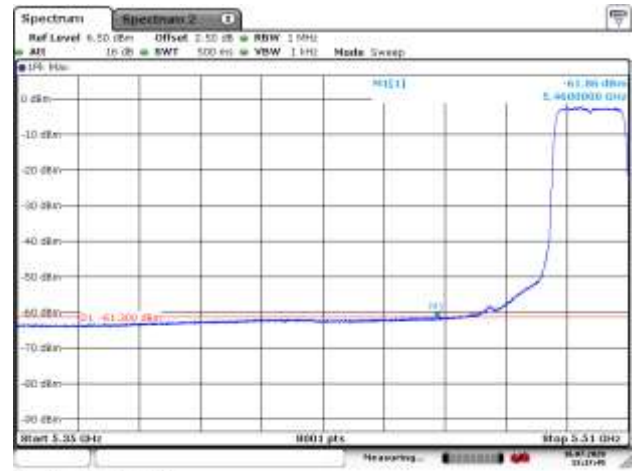
802.11ax(20MHz)

5500MHz with 4\*4 CDD PK



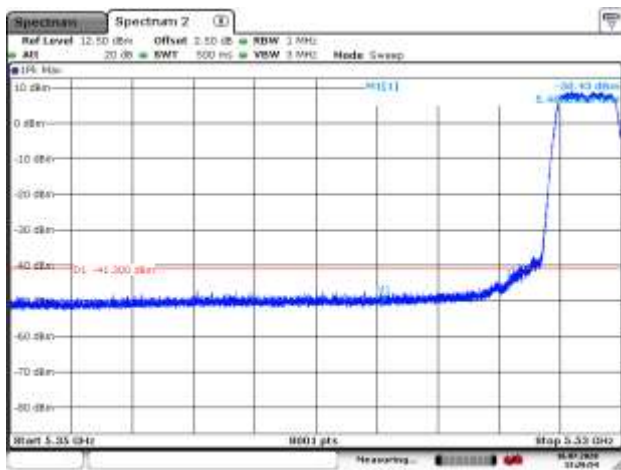
Date: 18-05-2020 11:10:12

5500MHz with 4\*4 CDD AV



Date: 18-05-2020 11:11:48

5520MHz with 4\*4 CDD PK



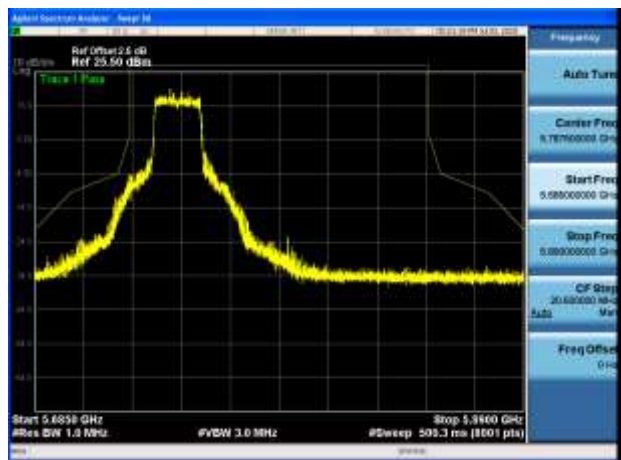
Date: 18-05-2020 11:26:18

5520MHz with 4\*4 CDD AV

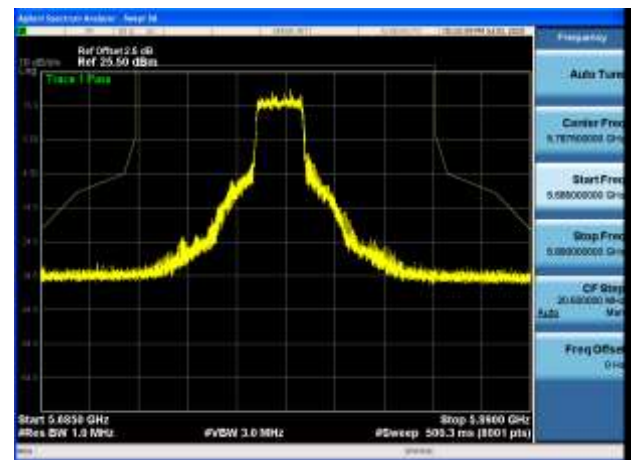


Date: 18-05-2020 11:28:14

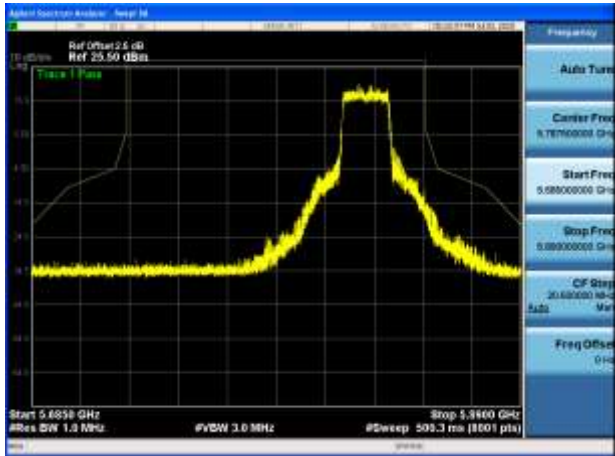
5745MHz with 4\*4 CDD PK



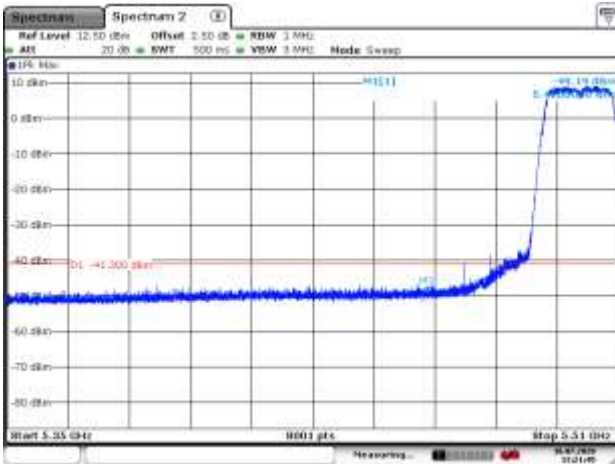
5785MHz with 4\*4 CDD PK



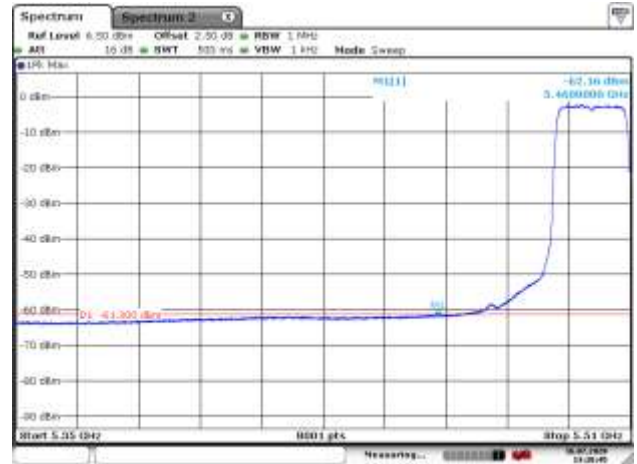
5825MHz with 4\*4 CDD PK



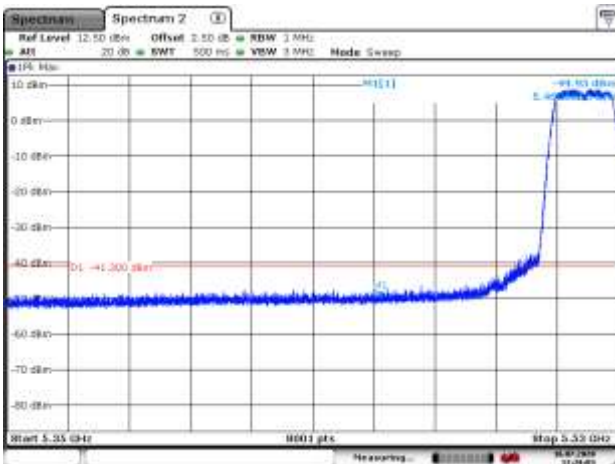
5500MHz with 4\*4 Beamforming PK



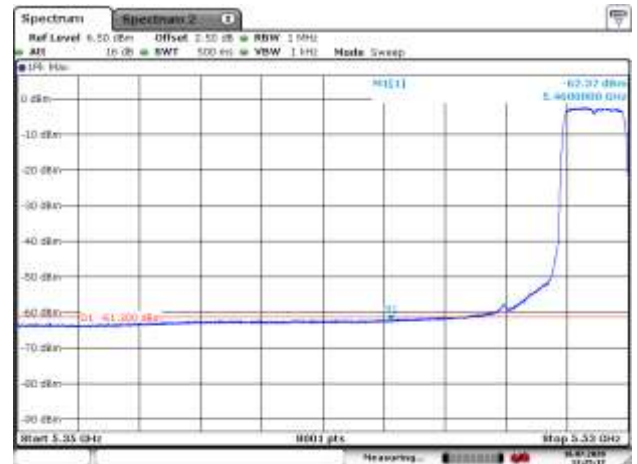
5500MHz with 4\*4 Beamforming AV



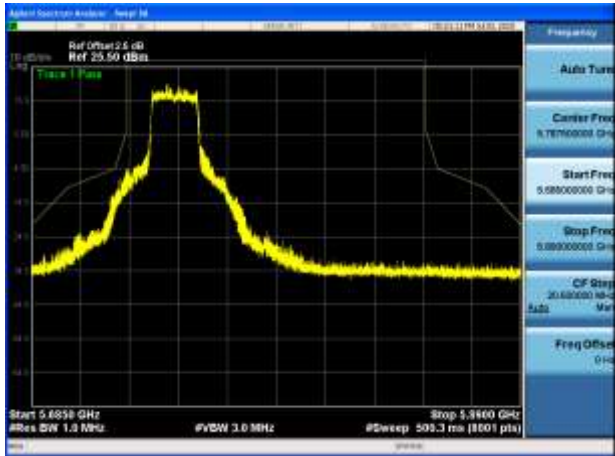
5520MHz with 4\*4 Beamforming PK



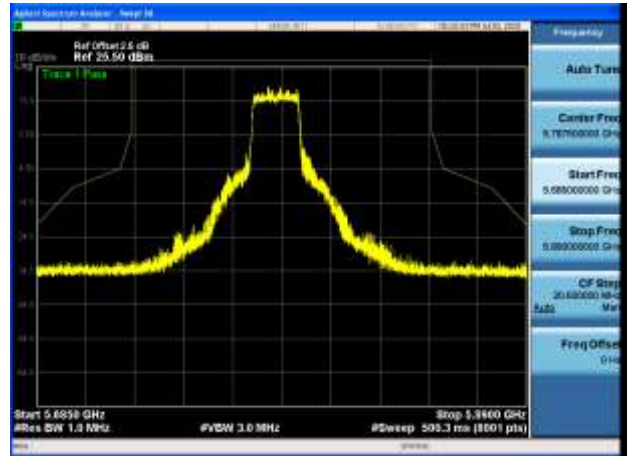
5520MHz with 4\*4 Beamforming AV



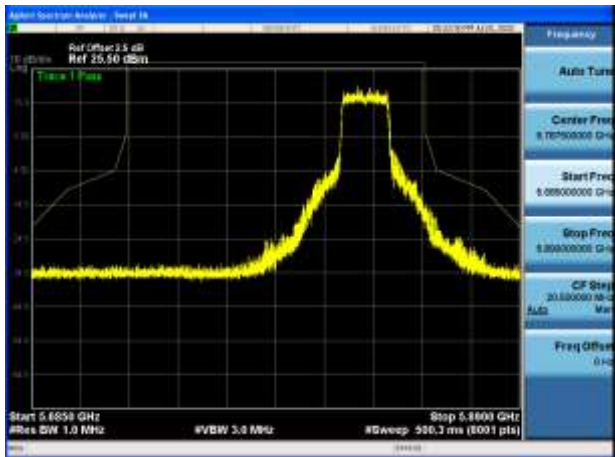
5745MHz with 4\*4 Beamforming PK



5785MHz with 4\*4 Beamforming PK



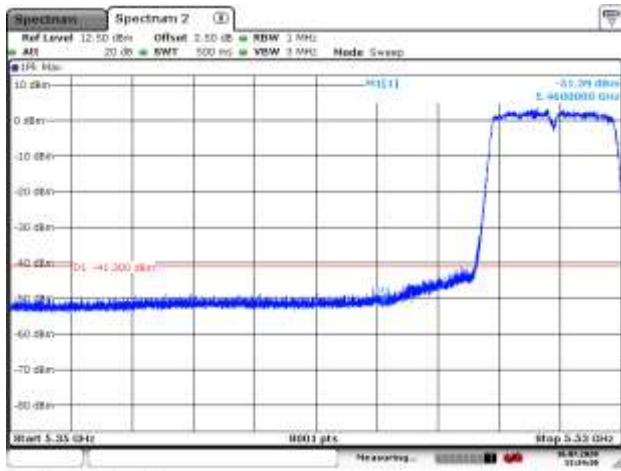
5825MHz with 4\*4 Beamforming PK





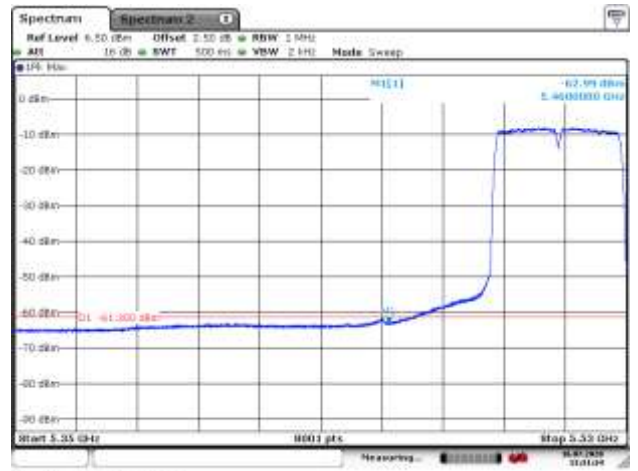
802.11ax(40MHz)

5510MHz with 4\*4 CDD PK



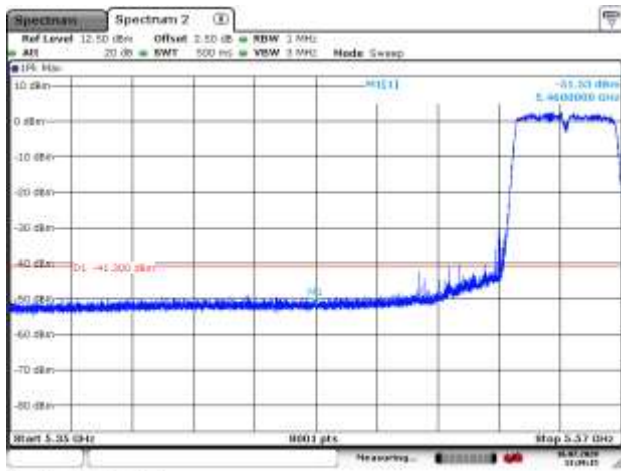
Date: 18-05-2020 13:14:30

5510MHz with 4\*4 CDD AV



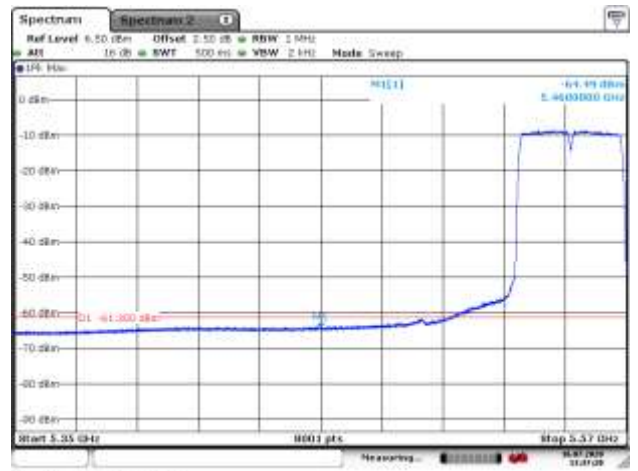
Date: 18-05-2020 13:13:54

5550MHz with 4\*4 CDD PK



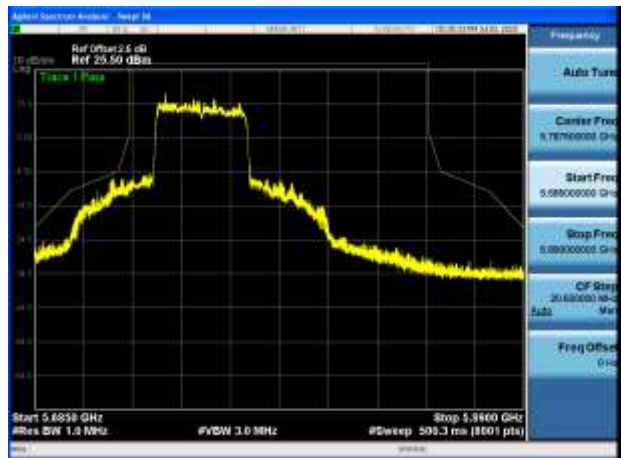
Date: 18-05-2020 13:13:19

5550MHz with 4\*4 CDD AV



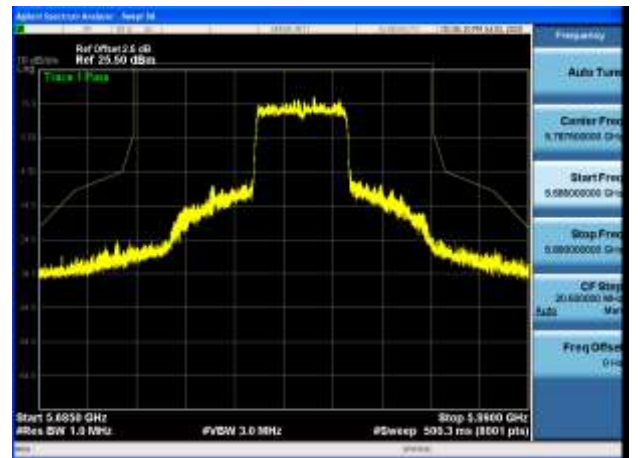
Date: 18-05-2020 13:13:22

5755MHz with 4\*4 CDD PK



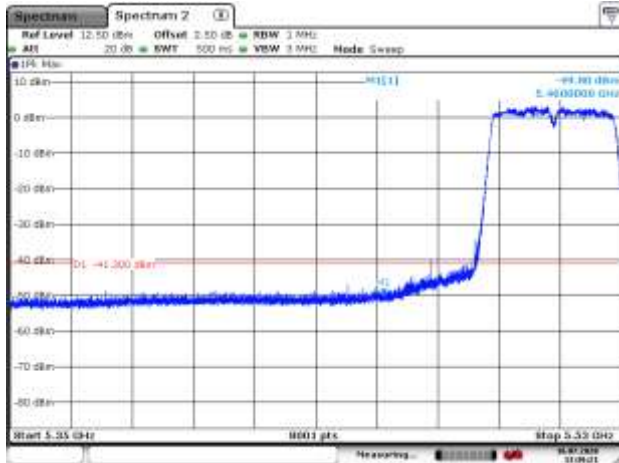
Date: 18-05-2020 13:13:19

5795MHz with 4\*4 CDD PK



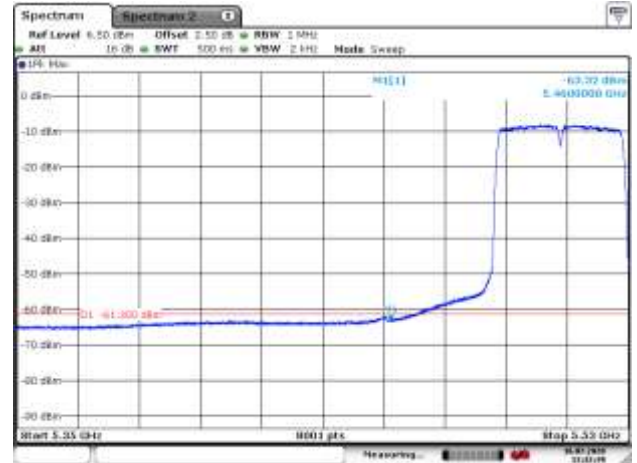
Date: 18-05-2020 13:13:22

5510MHz with 4\*4 Beamforming PK



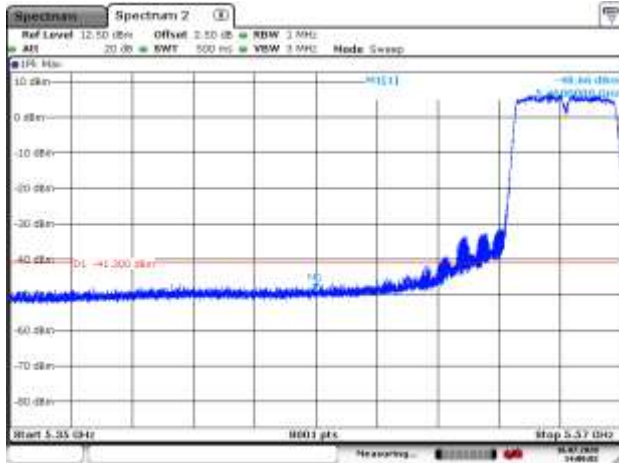
Date: 18-05-2020 13:43:12

5510MHz with 4\*4 Beamforming AV



Date: 18-05-2020 13:43:40

5550MHz with 4\*4 Beamforming PK



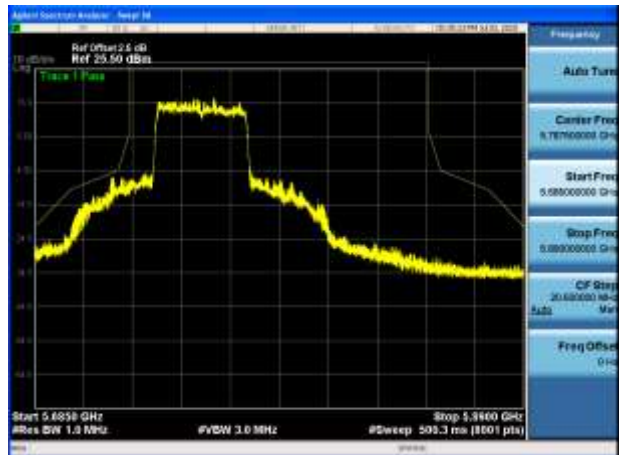
Date: 18-05-2020 13:40:10

5550MHz with 4\*4 Beamforming AV



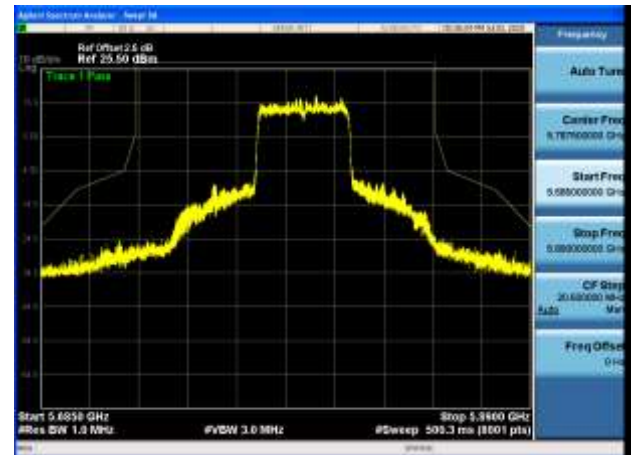
Date: 18-05-2020 13:40:18

5755MHz with 4\*4 Beamforming PK



Date: 18-05-2020 13:40:10

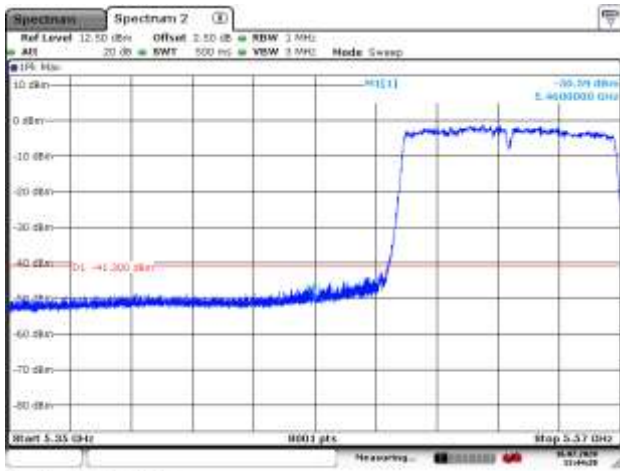
5795MHz with 4\*4 Beamforming PK



Date: 18-05-2020 13:40:18

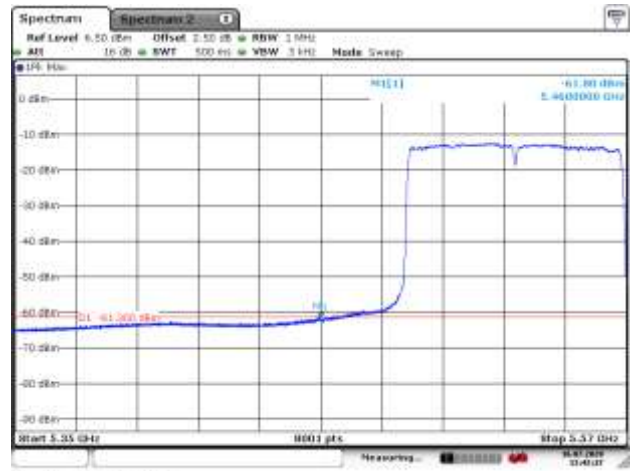
802.11ax(80MHz)

5530MHz with 4\*4 CDD PK



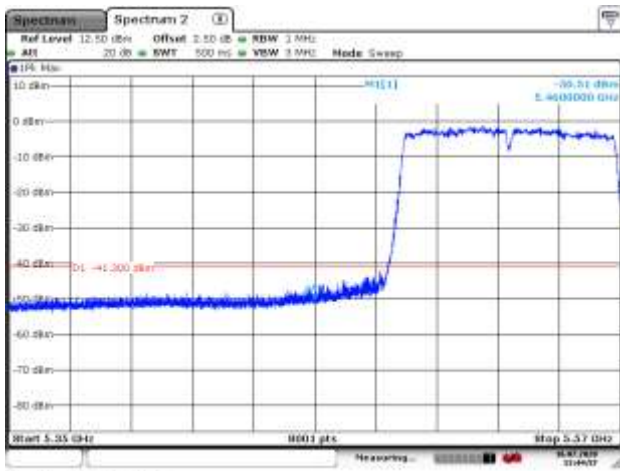
Date: 18-05-2020 13:44:20

5530MHz with 4\*4 CDD AV



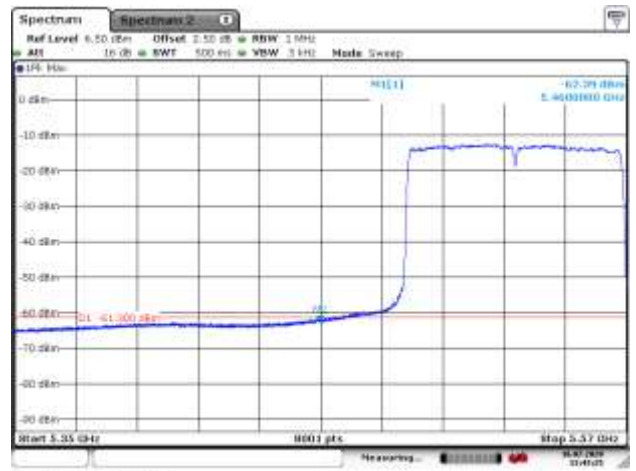
Date: 18-05-2020 13:44:17

5530MHz with 4\*4 Beamforming PK



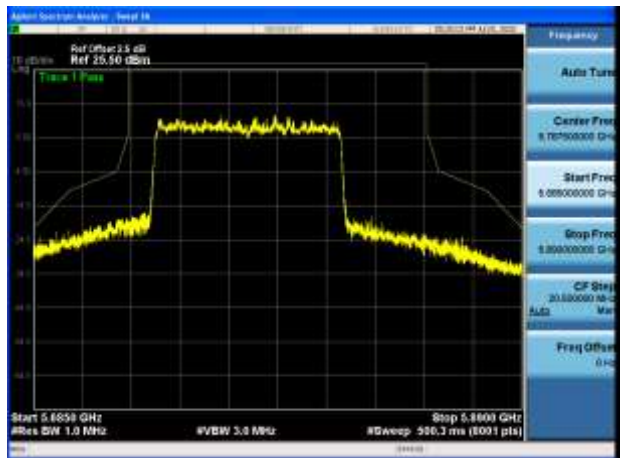
Date: 18-05-2020 13:44:17

5530MHz with 4\*4 Beamforming AV



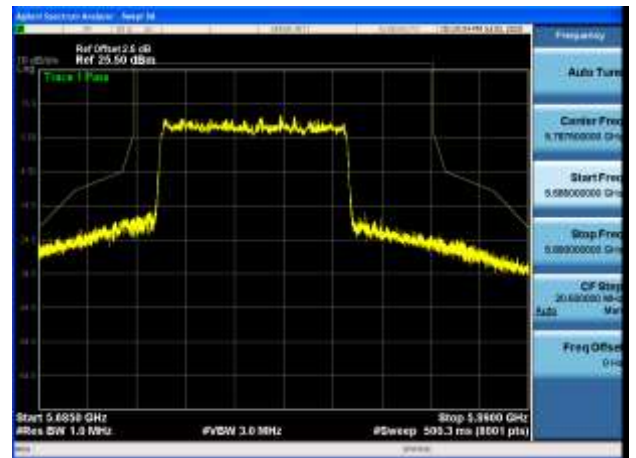
Date: 18-05-2020 13:44:20

5775MHz with 4\*4 CDD PK



Date: 18-05-2020 13:44:20

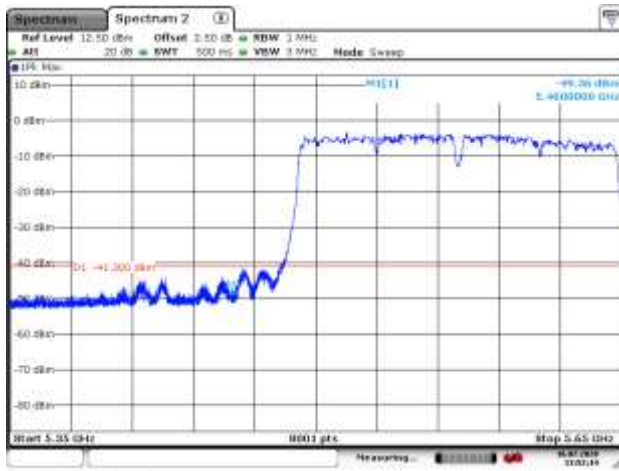
5775MHz with 4\*4 Beamforming PK



Date: 18-05-2020 13:44:20

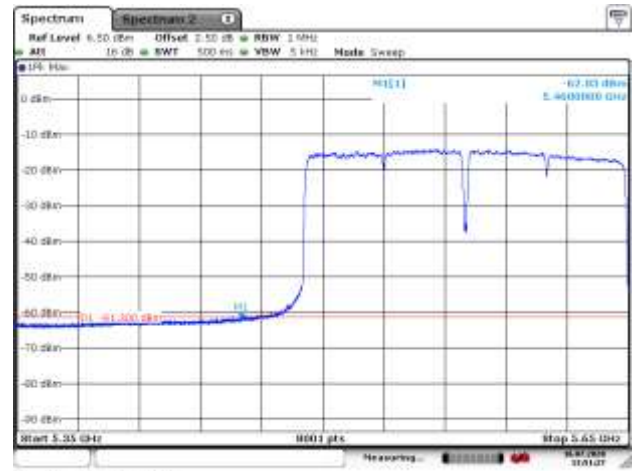
**802.11ax(160MHz)**

5570MHz with 4\*4 CDD PK



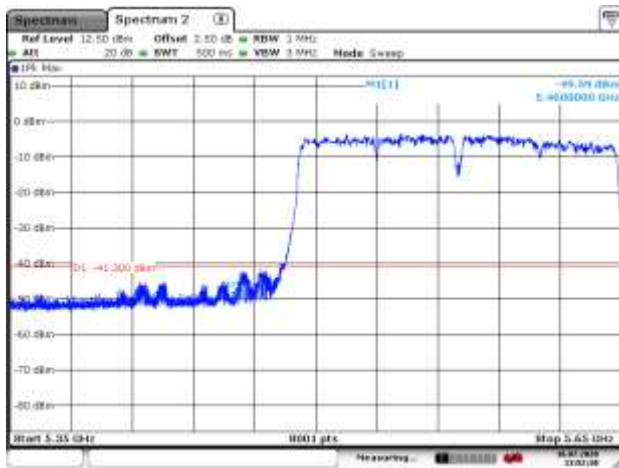
Date: 18-05-2020 11:11:14

5570MHz with 4\*4 CDD AV



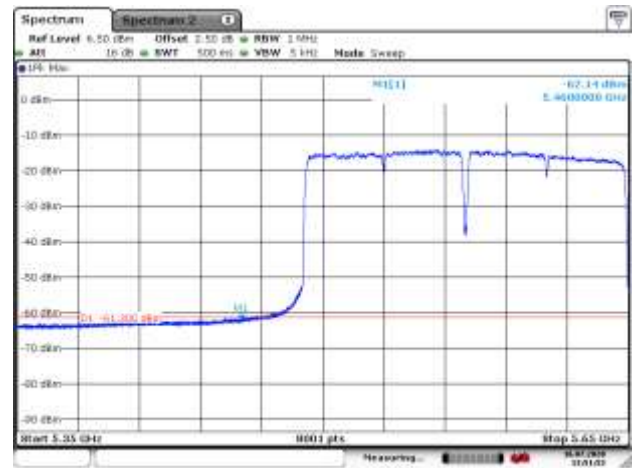
Date: 18-05-2020 11:11:27

5570MHz with 4\*4 Beamforming PK



Date: 18-05-2020 11:11:16

5570MHz with 4\*4 Beamforming AV



Date: 18-05-2020 11:11:18



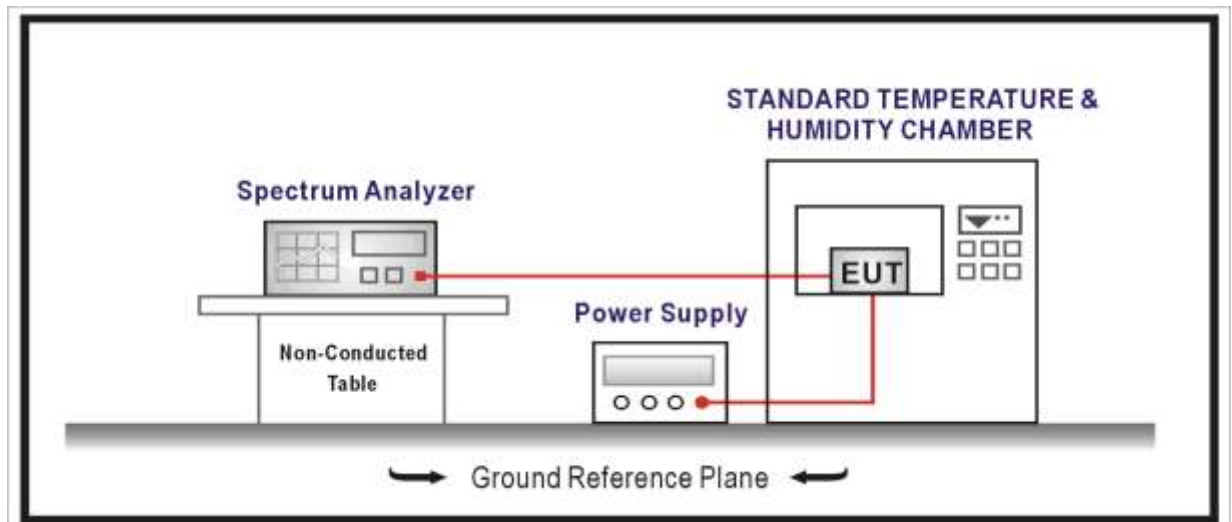
## 10. Frequency Stability

### 10.1. Test Equipment

Frequency Stability / TR-7					
Instrument	Manufacturer	Type No.	Serial No.	Cal. Date	Cal. Due Date
Spectrum Analyzer	Agilent	N9010A	MY48030494	2020.02.04	2021.02.03
EXA Spectrum Analyzer	Keysight	N9010A	MY55370495	2020.04.09	2021.04.08
MXA Signal Analyzer	Keysight	N9020A	MY56060147	2020.04.09	2021.04.08
AC Power Supply	IDRC	CF-500TP	979422	2019.09.16	2020.09.15
DC Power Supply	IDRC	CD-035-020PR	977272	2019.09.16	2020.09.15
Programmable Temperature & Humidity Chamber	Gaoyu	TH-1P-B	WIT-05121302	2020.01.04	2021.01.03
Temperature/Humidity Meter	zhichen	ZC1-2	TR7-TH	2020.04.10	2021.04.09

Note: All equipment are calibrated with traceable calibrations. Each calibration is traceable to the national or international standards.

### 10.2. Test Setup




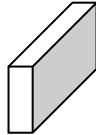




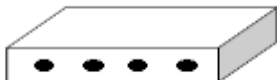
### 10.3. Limit

Frequency Stability Limit	
UNII Devices	
<input checked="" type="checkbox"/>	In-band emission is maintained within the band of operation under all conditions of normal operation as specified in the user's manual.
IEEE Std. 802.11n-2009	
<input checked="" type="checkbox"/>	The transmitter center frequency tolerance shall be $\pm 20$ ppm maximum for the 5 GHz band and $\pm 25$ ppm maximum for the 2.4 GHz band.

#### 10.4. Test Procedure

Frequency Stability Test Method			
	References Rule	Chapter	Description
<input checked="" type="checkbox"/>	ANSI C63.10	6.8	Frequency stability tests
	<input checked="" type="checkbox"/> ANSI C63.10	6.8.1	Frequency stability with respect to ambient temperature
	<input checked="" type="checkbox"/> ANSI C63.10	6.8.2	Frequency stability when varying supply voltage

**10.5. EUT test Axis definition**

Item	Frequency Stability			
Device Category	<input type="checkbox"/>	Indoor use		
	<input checked="" type="checkbox"/>	Outdoor use		
	<input type="checkbox"/>	Fix position use		
	<input type="checkbox"/>	Client use		
Test mode	Mode 1-10			
Test method	<input type="checkbox"/>	Radiated		
		X Axis	Y Axis	Z Axis
				
		Worst Axis <input type="checkbox"/>	Worst Axis <input type="checkbox"/>	Worst Axis <input type="checkbox"/>
	<input checked="" type="checkbox"/>	Conducted		
	<input checked="" type="checkbox"/>	Chain 1		
				
	<input checked="" type="checkbox"/>	Chain 1	Chain 2	
				
	<input type="checkbox"/>	Chain 1	Chain 2	Chain 3
				
<input checked="" type="checkbox"/>	Chain 1	Chain 2	Chain 3	Chain 4
				



## 10.6. Test Result

Product Name	: Wireless Access Point	Power	: AC 120V/60Hz
Test Mode	: Carrier Wave	Test Site	: TR-7
Test Date	: 2019.12.05	Test Engineer	: Jun

Frequency Stability under Temperature at 0min

Temperature Interval (°C)	Test Frequency (MHz)	Deviation (Hz)	ppm	Limit
-30	5220.000	133	0.025	±20
-20	5220.000	85	0.016	±20
-10	5220.000	135	0.026	±20
0	5220.000	14	0.003	±20
10	5220.000	142	0.027	±20
20	5220.000	-142	-0.027	±20
30	5220.000	63	0.012	±20
40	5220.000	-134	-0.026	±20
50	5220.000	19	0.004	±20

## Frequency Stability under Temperature at 2min

Temperature Interval (°C)	Test Frequency (MHz)	Deviation (Hz)	ppm	Limit
-30	5220.000	44	0.008	±20
-20	5220.000	134	0.026	±20
-10	5220.000	134	0.026	±20
0	5220.000	-101	-0.019	±20
10	5220.000	150	0.029	±20
20	5220.000	-69	-0.013	±20
30	5220.000	156	0.030	±20
40	5220.000	57	0.011	±20
50	5220.000	-118	-0.023	±20

## Frequency Stability under Temperature at 5min

Temperature Interval (°C)	Test Frequency (MHz)	Deviation (Hz)	ppm	Limit
-30	5220.000	-80	-0.015	±20
-20	5220.000	109	0.021	±20
-10	5220.000	58	0.011	±20
0	5220.000	11	0.002	±20
10	5220.000	-98	-0.019	±20
20	5220.000	-72	-0.014	±20
30	5220.000	122	0.023	±20
40	5220.000	99	0.019	±20
50	5220.000	170	0.033	±20

Frequency Stability under Temperature at 10min

Temperature Interval (°C)	Test Frequency (MHz)	Deviation (Hz)	ppm	Limit
-30	5220.000	187	0.036	±20
-20	5220.000	-144	-0.028	±20
-10	5220.000	-72	-0.014	±20
0	5220.000	121	0.023	±20
10	5220.000	175	0.034	±20
20	5220.000	-90	-0.017	±20
30	5220.000	100	0.019	±20
40	5220.000	-97	-0.019	±20
50	5220.000	-64	-0.012	±20

Frequency Stability under Voltage

AC Voltage (V)	Test Frequency (MHz)	Deviation (Hz)	ppm	Limit
102	5220.000	-42	-0.008	±20
120	5220.000	-131	-0.025	±20
138	5220.000	98	0.019	±20

## 11. Antenna Requirement

### 11.1. Limit

Antenna Requirement Limit	
<p>An intentional radiator shall be designed to ensure that no antenna other than that furnished by the responsible party shall be used with the device. The use of a permanently attached antenna or of an antenna that uses a unique coupling to the intentional radiator shall be considered sufficient to comply with the provisions of this section. The manufacturer may design the unit so that a broken antenna can be replaced by the user, but the use of a standard antenna jack or electrical connector is prohibited. This requirement does not apply to carrier current devices or to devices operated under the provisions of §15.211, §15.213, §15.217, §15.219, or §15.221. Further, this requirement does not apply to intentional radiators that must be professionally installed, such as perimeter protection systems and some field disturbance sensors, or to other intentional radiators which, in accordance with §15.31(d), must be measured at the installation site. However, the installer shall be responsible for ensuring that the proper antenna is employed so that the limits in this part are not exceeded.</p>	

### 11.2. Antenna Connector Construction

Antenna Connector Construction	
<input type="checkbox"/>	The use of a permanently attached antenna
<input type="checkbox"/>	The antenna use of a unique coupling to the intentional radiator
<input checked="" type="checkbox"/>	The use of a nonstandard antenna jack or electrical connector
Please refer to the attached document "Internal Photograph" to show the antenna connector.	

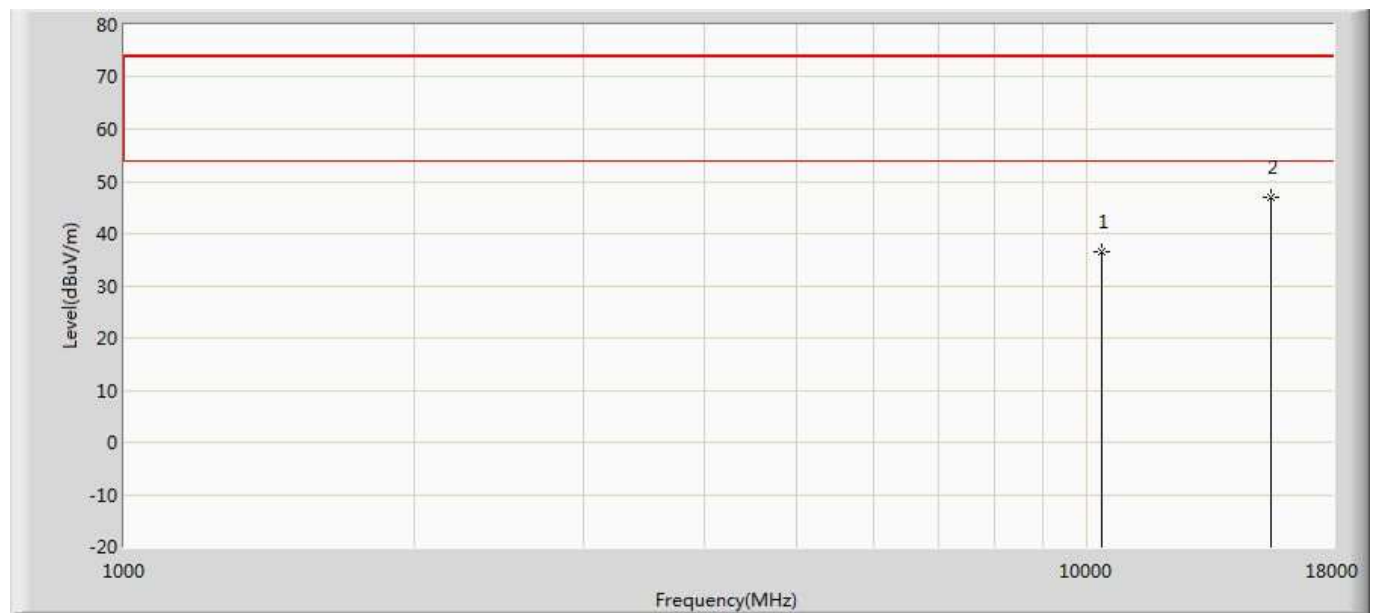
\_\_\_\_\_ The End \_\_\_\_\_



## Appendix 1: 5GHz Radiated spurious emission

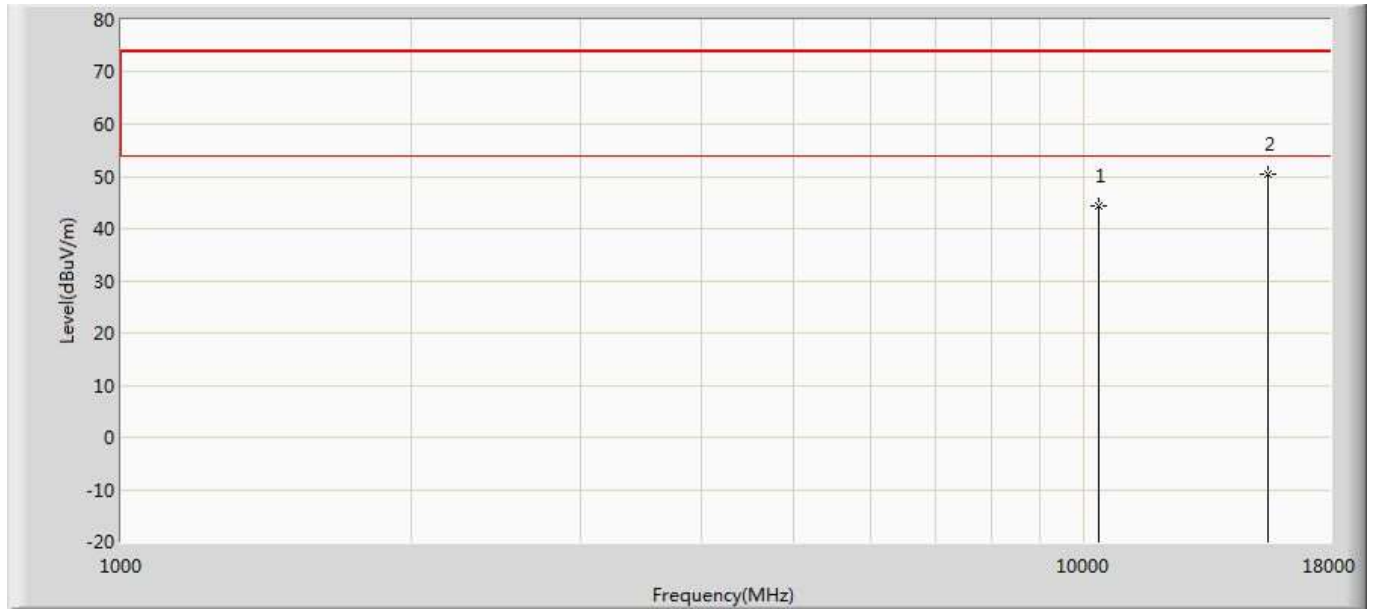
### Radio1

Profile: 2032034R	Page No.: 2
Engineer: Neil	
Site: AC5	Time: 2020/06/18 - 19:33
Limit: FCC_Part15.209_RE(3m)	Margin: 0
Probe: Horn_3117_00167055(1-18GHz)	Polarity: Horizontal
EUT: Wireless Access Point	Power: AC 120V/60Hz
Note: Mode 1:Transmit at 5180MHz by 802.11a	



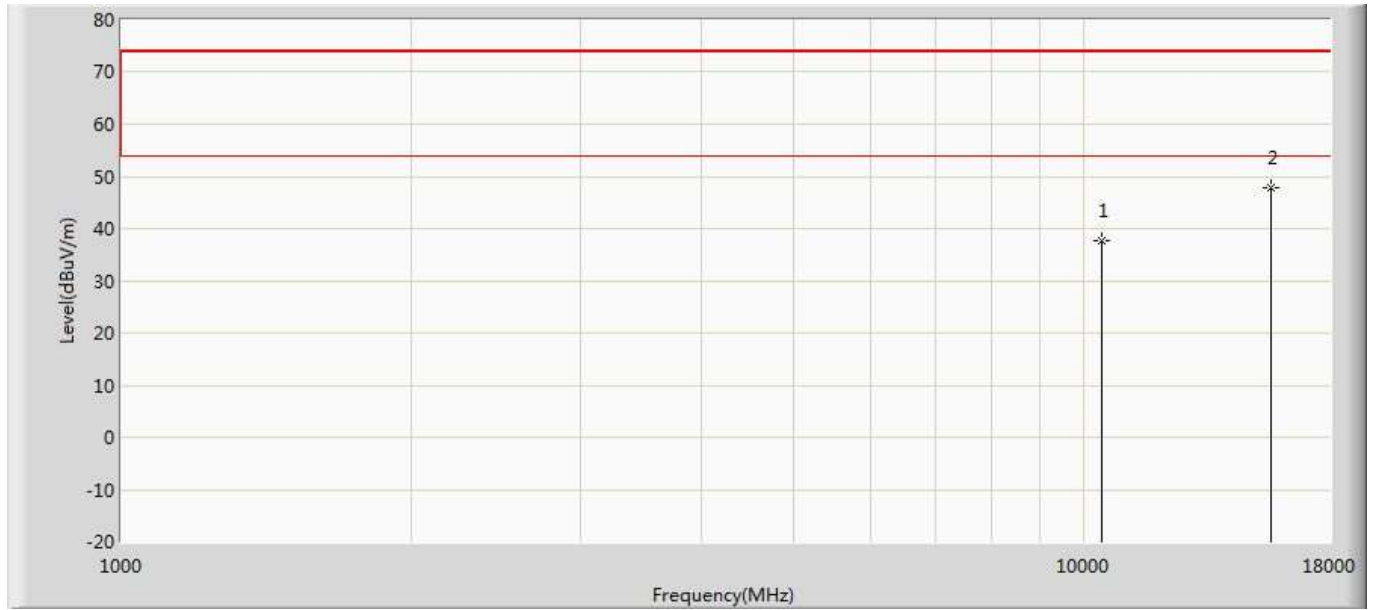
No	Mark	Frequency (MHz)	Measure Level (dBuV/m)	Reading Level (dBuV)	Over Limit (dB)	Limit (dBuV/m)	Factor (dB)	Type
1		10360.000	36.650	25.523	-37.350	74.000	11.126	PK
2	*	15540.000	46.897	29.009	-27.103	74.000	17.888	PK

Profile: 2032034R	Page No.: 3
Engineer: Neil	
Site: AC5	Time: 2020/06/18 - 19:34
Limit: FCC_Part15.209_RE(3m)	Margin: 0
Probe: Horn_3117_00167055(1-18GHz)	Polarity: Vertical
EUT: Wireless Access Point	Power: AC 120V/60Hz
Note: Mode 1:Transmit at 5180MHz by 802.11a	



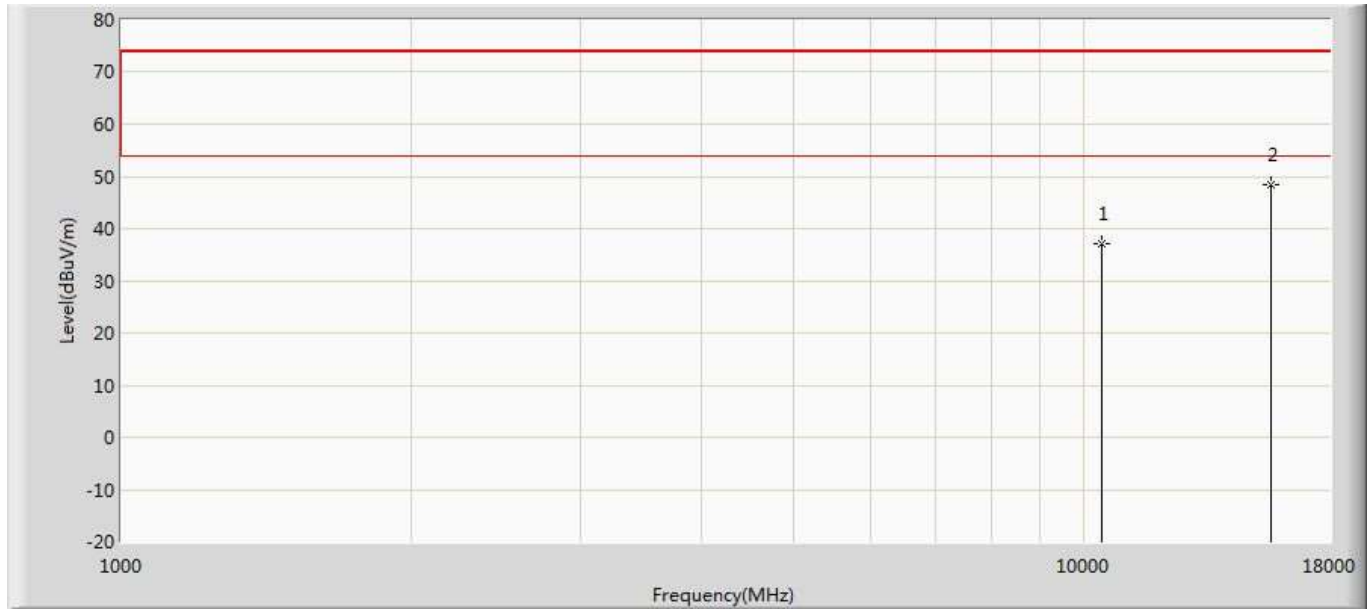
No	Mark	Frequency (MHz)	Measure Level (dBuV/m)	Reading Level (dBuV)	Over Limit (dB)	Limit (dBuV/m)	Factor (dB)	Type
1		10360.000	44.362	33.235	-29.638	74.000	11.126	PK
2	*	15540.000	50.401	32.513	-23.599	74.000	17.888	PK

Profile: 2032034R	Page No.: 4
Engineer: Neil	
Site: AC5	Time: 2020/06/18 - 19:35
Limit: FCC_Part15.209_RE(3m)	Margin: 0
Probe: Horn_3117_00167055(1-18GHz)	Polarity: Horizontal
EUT: Wireless Access Point	Power: AC 120V/60Hz
Note: Mode 1:Transmit at 5220MHz by 802.11a	



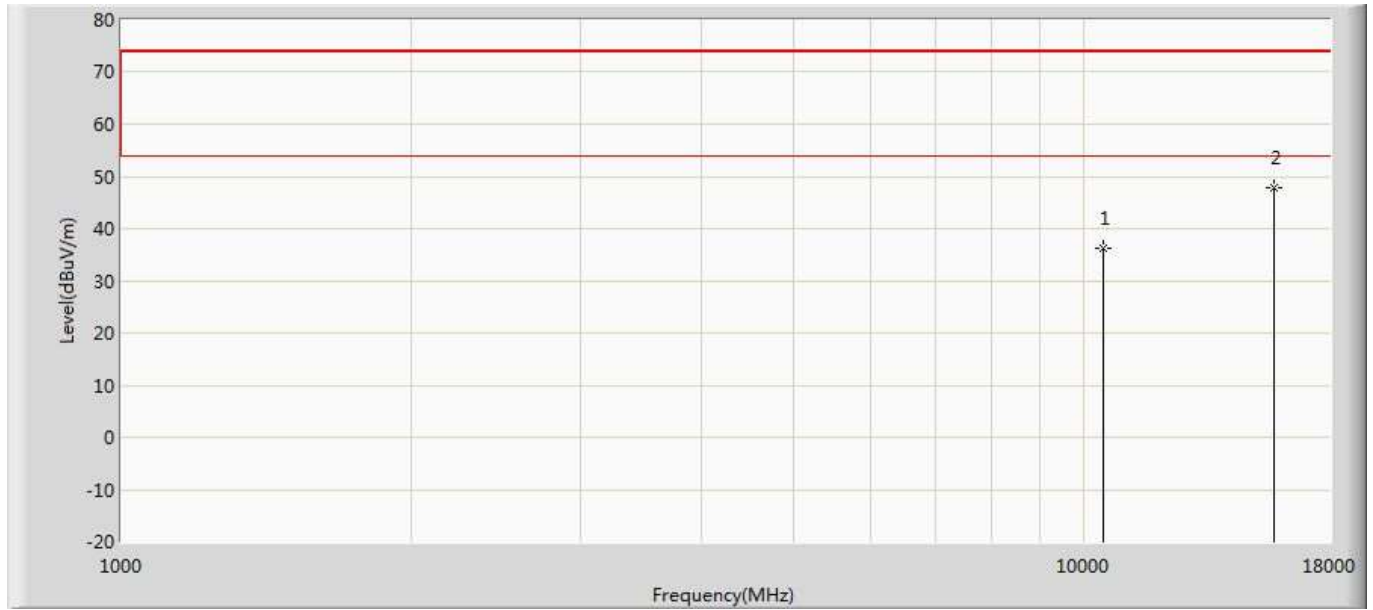
No	Mark	Frequency (MHz)	Measure Level (dBuV/m)	Reading Level (dBuV)	Over Limit (dB)	Limit (dBuV/m)	Factor (dB)	Type
1		10440.000	37.711	26.597	-36.289	74.000	11.114	PK
2	*	15660.000	47.729	30.596	-26.271	74.000	17.133	PK

Profile: 2032034R	Page No.: 5
Engineer: Neil	
Site: AC5	Time: 2020/06/18 - 19:35
Limit: FCC_Part15.209_RE(3m)	Margin: 0
Probe: Horn_3117_00167055(1-18GHz)	Polarity: Vertical
EUT: Wireless Access Point	Power: AC 120V/60Hz
Note: Mode 1:Transmit at 5220MHz by 802.11a	



No	Mark	Frequency (MHz)	Measure Level (dBuV/m)	Reading Level (dBuV)	Over Limit (dB)	Limit (dBuV/m)	Factor (dB)	Type
1		10440.000	37.031	25.917	-36.969	74.000	11.114	PK
2	*	15660.000	48.341	31.208	-25.659	74.000	17.133	PK

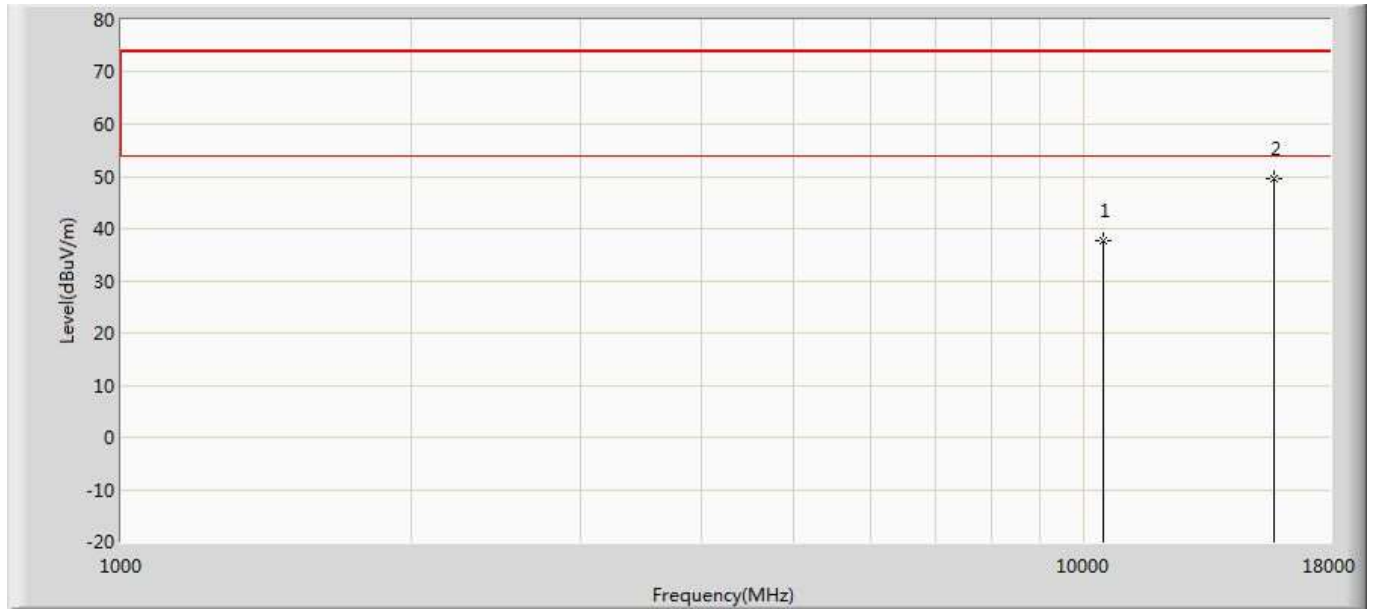
Profile: 2032034R	Page No.: 6
Engineer: Neil	
Site: AC5	Time: 2020/06/18 - 19:37
Limit: FCC_Part15.209_RE(3m)	Margin: 0
Probe: Horn_3117_00167055(1-18GHz)	Polarity: Horizontal
EUT: Wireless Access Point	Power: AC 120V/60Hz
Note: Mode 1:Transmit at 5240MHz by 802.11a	



No	Mark	Frequency (MHz)	Measure Level (dBuV/m)	Reading Level (dBuV)	Over Limit (dB)	Limit (dBuV/m)	Factor (dB)	Type
1		10480.000	36.350	25.450	-37.650	74.000	10.900	PK
2	*	15720.000	47.779	29.035	-26.221	74.000	18.744	PK

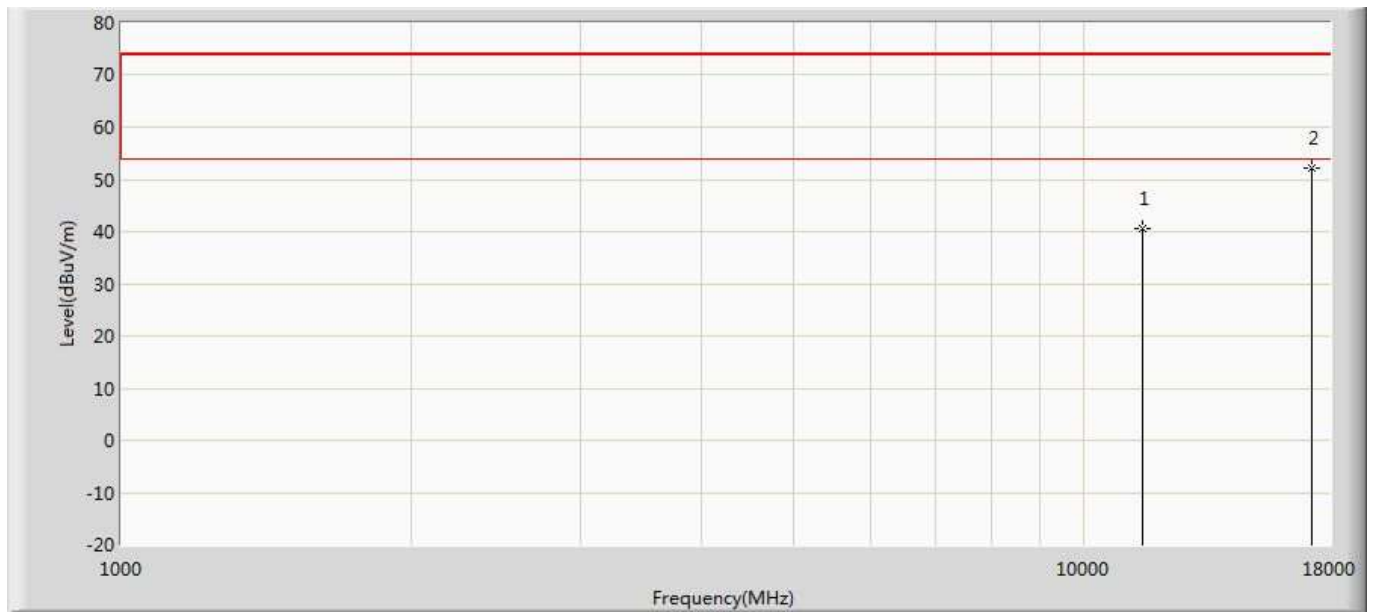


Profile: 2032034R	Page No.: 7
Engineer: Neil	
Site: AC5	Time: 2020/06/18 - 19:37
Limit: FCC_Part15.209_RE(3m)	Margin: 0
Probe: Horn_3117_00167055(1-18GHz)	Polarity: Vertical
EUT: Wireless Access Point	Power: AC 120V/60Hz
Note: Mode 1:Transmit at 5240MHz by 802.11a	



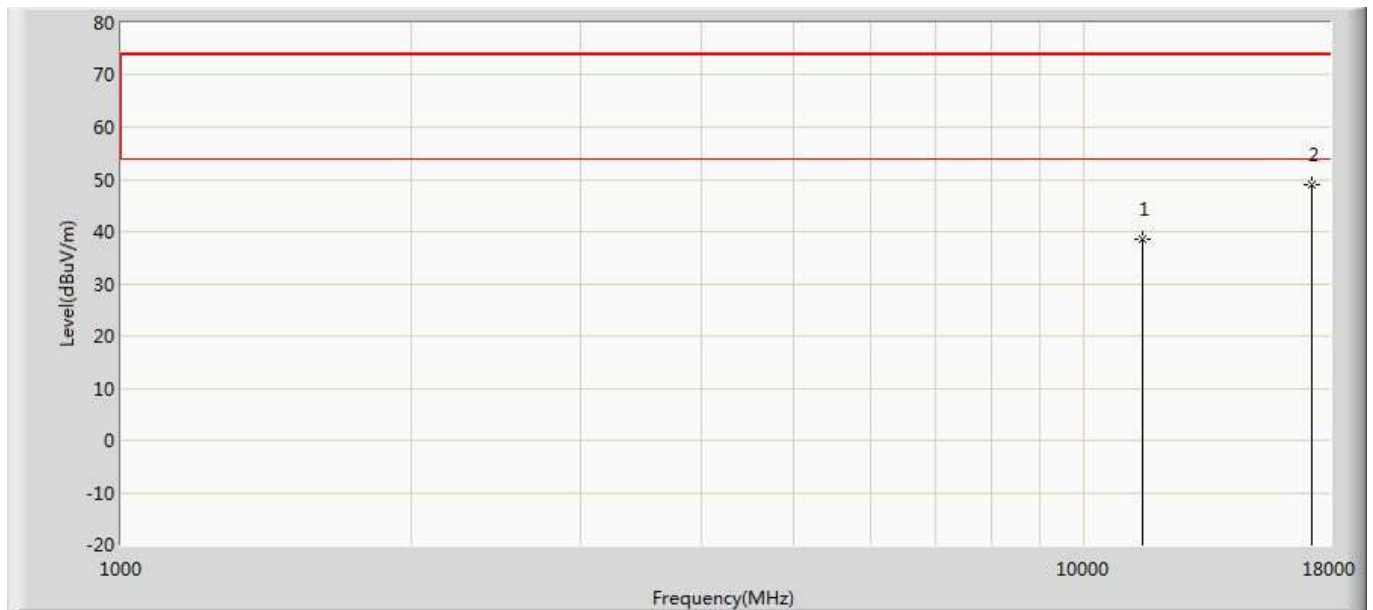
No	Mark	Frequency (MHz)	Measure Level (dBuV/m)	Reading Level (dBuV)	Over Limit (dB)	Limit (dBuV/m)	Factor (dB)	Type
1		10480.000	37.551	26.651	-36.449	74.000	10.900	PK
2	*	15720.000	49.659	30.915	-24.341	74.000	18.744	PK

Profile: 2032034R	Page No.: 8
Engineer: Neil	
Site: AC5	Time: 2020/06/18 - 19:38
Limit: FCC_Part15.209_RE(3m)	Margin: 0
Probe: Horn_3117_00167055(1-18GHz)	Polarity: Horizontal
EUT: Wireless Access Point	Power: AC 120V/60Hz
Note: Mode 1:Transmit at 5745MHz by 802.11a	



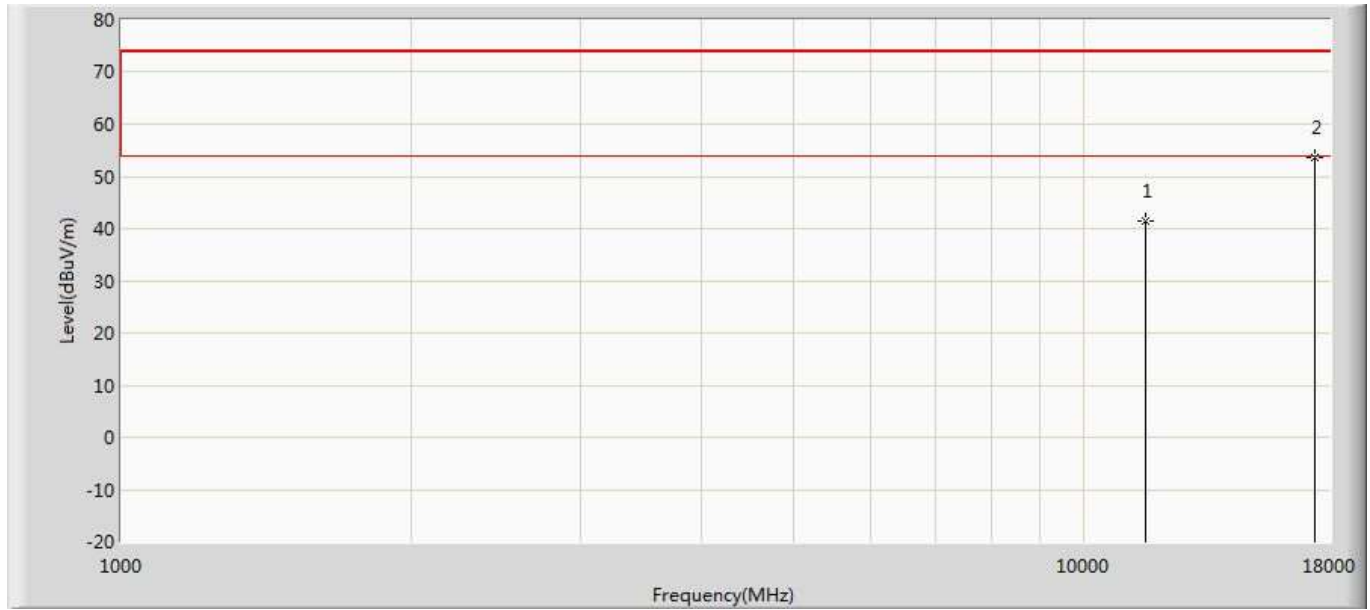
No	Mark	Frequency (MHz)	Measure Level (dBuV/m)	Reading Level (dBuV)	Over Limit (dB)	Limit (dBuV/m)	Factor (dB)	Type
1		11490.000	40.711	27.961	-33.289	74.000	12.751	PK
2	*	17235.000	52.268	32.042	-21.732	74.000	20.226	PK

Profile: 2032034R	Page No.: 9
Engineer: Neil	
Site: AC5	Time: 2020/06/18 - 19:38
Limit: FCC_Part15.209_RE(3m)	Margin: 0
Probe: Horn_3117_00167055(1-18GHz)	Polarity: Vertical
EUT: Wireless Access Point	Power: AC 120V/60Hz
Note: Mode 1:Transmit at 5745MHz by 802.11a	



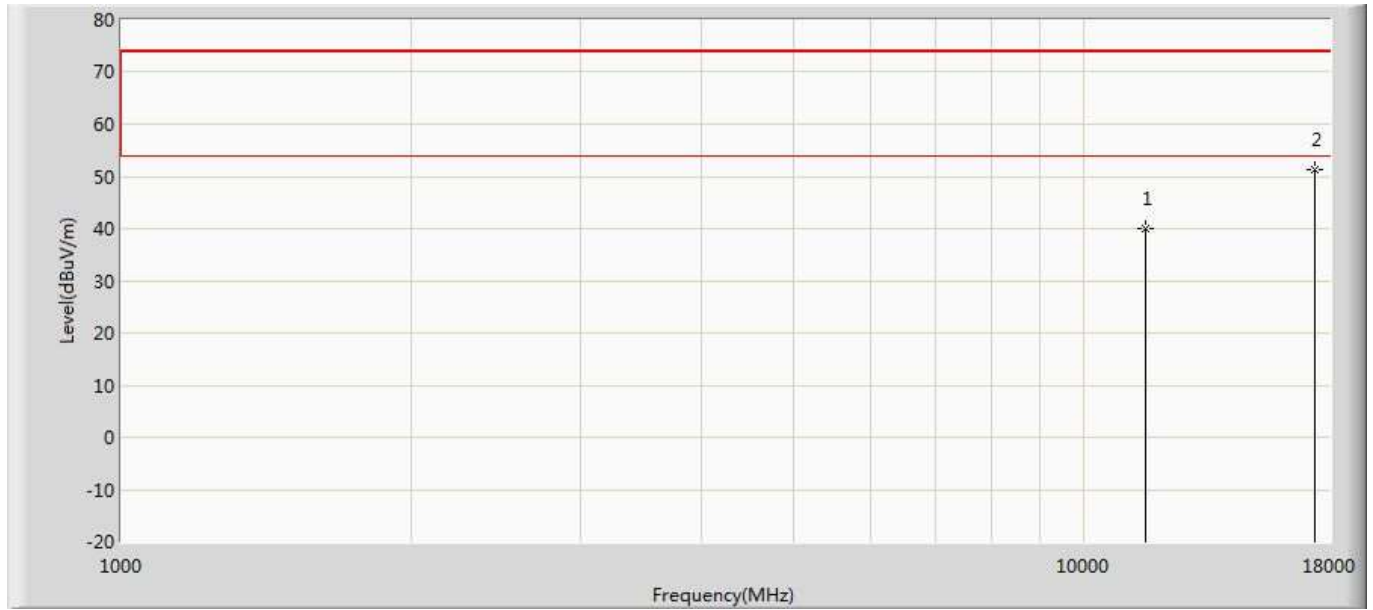
No	Mark	Frequency (MHz)	Measure Level (dBuV/m)	Reading Level (dBuV)	Over Limit (dB)	Limit (dBuV/m)	Factor (dB)	Type
1		11490.000	38.619	25.869	-35.381	74.000	12.751	PK
2	*	17235.000	48.923	28.697	-25.077	74.000	20.226	PK

Profile: 2032034R	Page No.: 10
Engineer: Neil	
Site: AC5	Time: 2020/06/18 - 19:40
Limit: FCC_Part15.209_RE(3m)	Margin: 0
Probe: Horn_3117_00167055(1-18GHz)	Polarity: Horizontal
EUT: Wireless Access Point	Power: AC 120V/60Hz
Note: Mode 1:Transmit at 5785MHz by 802.11a	



No	Mark	Frequency (MHz)	Measure Level (dBuV/m)	Reading Level (dBuV)	Over Limit (dB)	Limit (dBuV/m)	Factor (dB)	Type
1		11570.000	41.465	28.309	-32.535	74.000	13.156	PK
2	*	17355.000	53.543	30.544	-20.457	74.000	22.998	PK

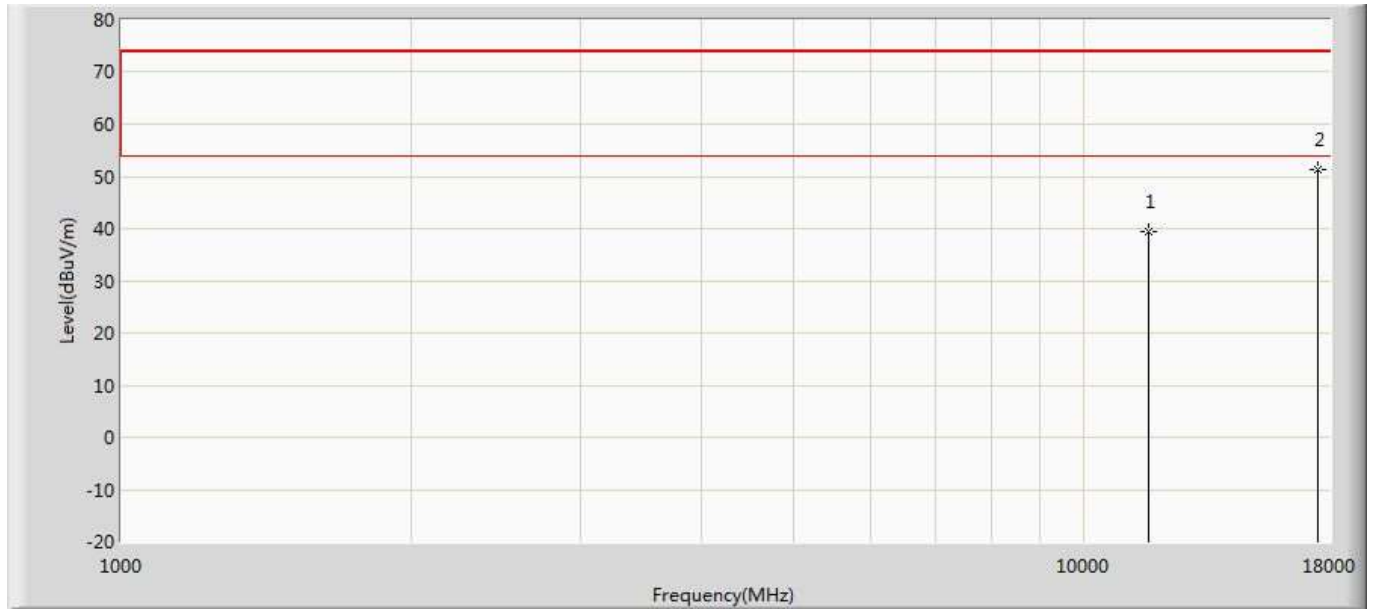
Profile: 2032034R	Page No.: 11
Engineer: Neil	
Site: AC5	Time: 2020/06/18 - 19:40
Limit: FCC_Part15.209_RE(3m)	Margin: 0
Probe: Horn_3117_00167055(1-18GHz)	Polarity: Vertical
EUT: Wireless Access Point	Power: AC 120V/60Hz
Note: Mode 1:Transmit at 5785MHz by 802.11a	



No	Mark	Frequency (MHz)	Measure Level (dBuV/m)	Reading Level (dBuV)	Over Limit (dB)	Limit (dBuV/m)	Factor (dB)	Type
1		11570.000	39.859	26.703	-34.141	74.000	13.156	PK
2	*	17355.000	51.303	28.304	-22.697	74.000	22.998	PK

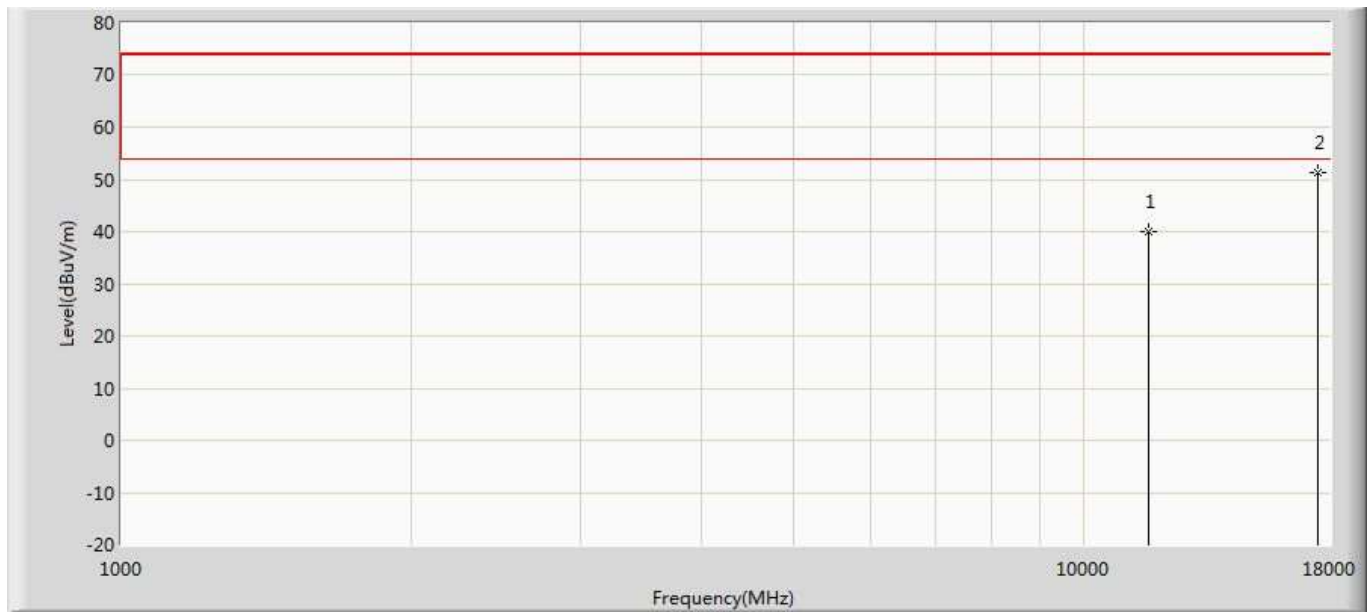


Profile: 2032034R	Page No.: 12
Engineer: Neil	
Site: AC5	Time: 2020/06/18 - 19:41
Limit: FCC_Part15.209_RE(3m)	Margin: 0
Probe: Horn_3117_00167055(1-18GHz)	Polarity: Horizontal
EUT: Wireless Access Point	Power: AC 120V/60Hz
Note: Mode 1:Transmit at 5825MHz by 802.11a	



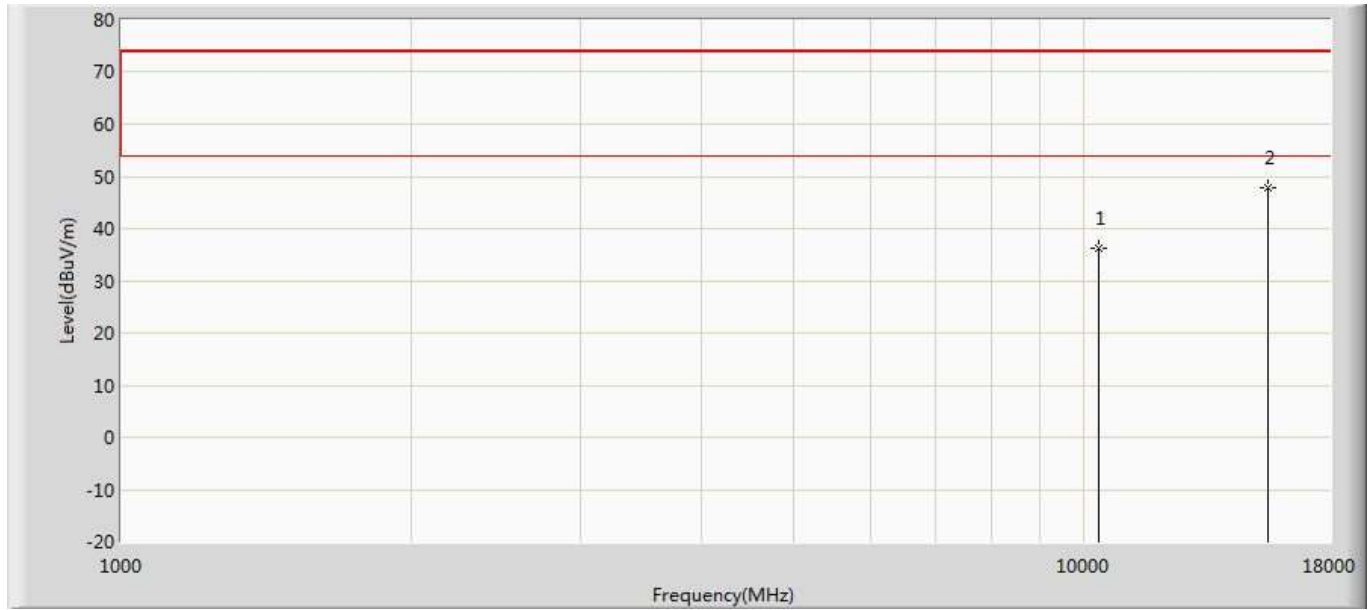
No	Mark	Frequency (MHz)	Measure Level (dBuV/m)	Reading Level (dBuV)	Over Limit (dB)	Limit (dBuV/m)	Factor (dB)	Type
1		11650.000	39.514	25.624	-34.486	74.000	13.889	PK
2	*	17475.000	51.175	29.592	-22.825	74.000	21.583	PK

Profile: 2032034R	Page No.: 13
Engineer: Neil	
Site: AC5	Time: 2020/06/18 - 19:41
Limit: FCC_Part15.209_RE(3m)	Margin: 0
Probe: Horn_3117_00167055(1-18GHz)	Polarity: Vertical
EUT: Wireless Access Point	Power: AC 120V/60Hz
Note: Mode 1:Transmit at 5825MHz by 802.11a	



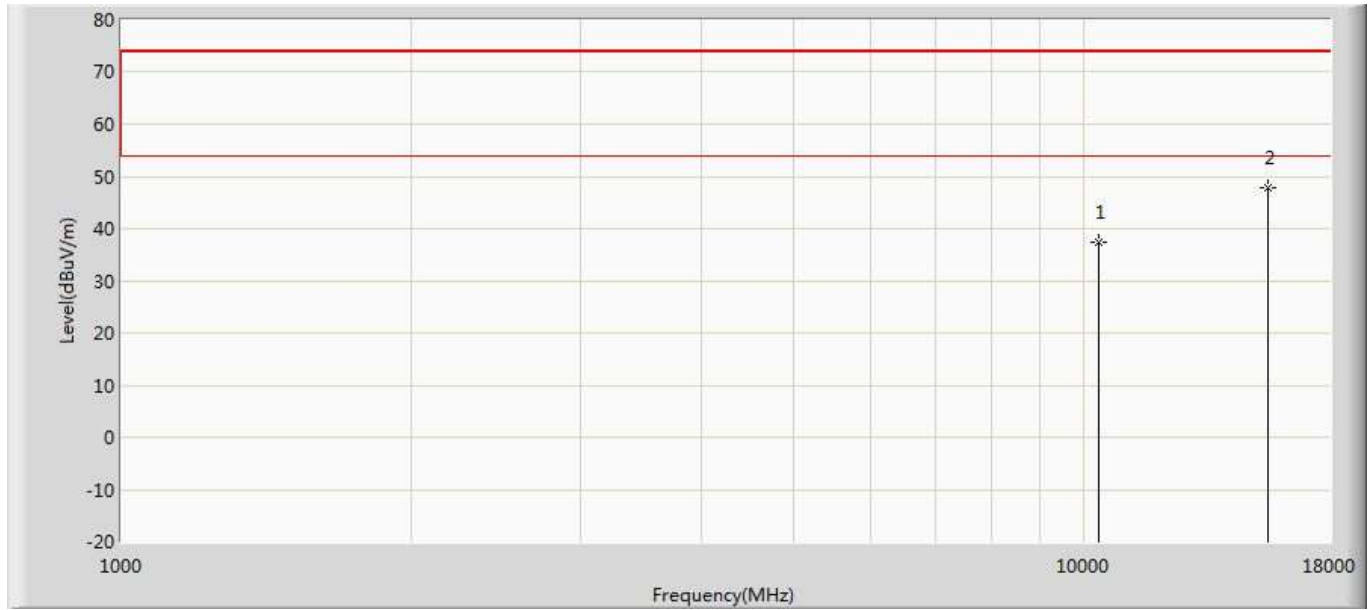
No	Mark	Frequency (MHz)	Measure Level (dBuV/m)	Reading Level (dBuV)	Over Limit (dB)	Limit (dBuV/m)	Factor (dB)	Type
1		11650.000	39.969	26.079	-34.031	74.000	13.889	PK
2	*	17475.000	51.355	29.772	-22.645	74.000	21.583	PK

Profile: 2032034R	Page No.: 14
Engineer: Neil	
Site: AC5	Time: 2020/06/18 - 19:51
Limit: FCC_Part15.209_RE(3m)	Margin: 0
Probe: Horn_3117_00167055(1-18GHz)	Polarity: Horizontal
EUT: Wireless Access Point	Power: AC 120V/60Hz
Note: Mode 2: Transmit at 5180MHz by 802.11n(20MHz)	



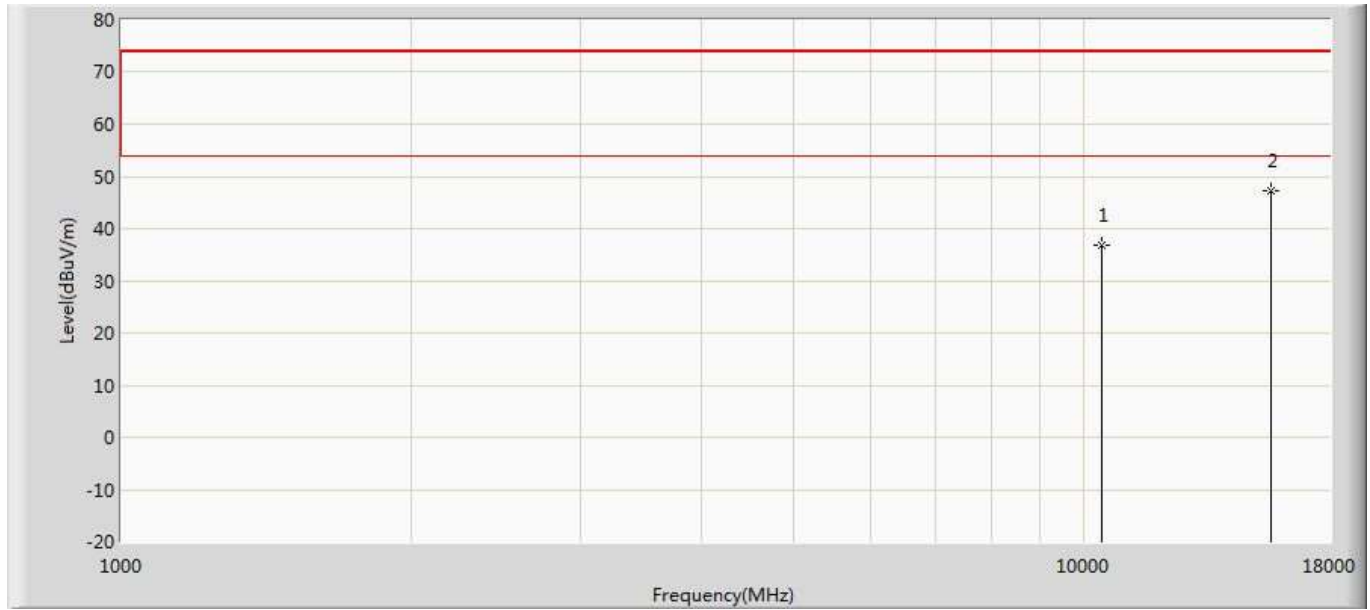
No	Mark	Frequency (MHz)	Measure Level (dBuV/m)	Reading Level (dBuV)	Over Limit (dB)	Limit (dBuV/m)	Factor (dB)	Type
1		10360.000	36.249	25.122	-37.751	74.000	11.126	PK
2	*	15540.000	47.967	30.079	-26.033	74.000	17.888	PK

Profile: 2032034R	Page No.: 15
Engineer: Neil	
Site: AC5	Time: 2020/06/18 - 19:52
Limit: FCC_Part15.209_RE(3m)	Margin: 0
Probe: Horn_3117_00167055(1-18GHz)	Polarity: Vertical
EUT: Wireless Access Point	Power: AC 120V/60Hz
Note: Mode 2: Transmit at 5180MHz by 802.11n(20MHz)	



No	Mark	Frequency (MHz)	Measure Level (dBuV/m)	Reading Level (dBuV)	Over Limit (dB)	Limit (dBuV/m)	Factor (dB)	Type
1		10360.000	37.446	26.319	-36.554	74.000	11.126	PK
2	*	15540.000	47.733	29.845	-26.267	74.000	17.888	PK

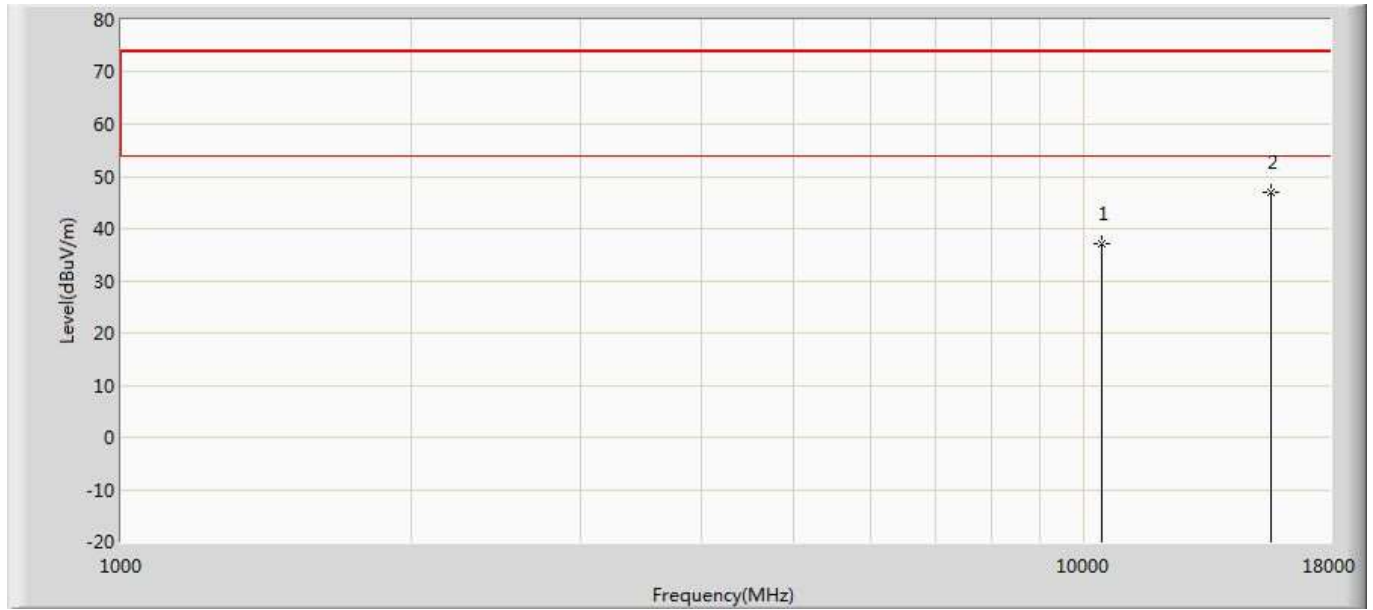
Profile: 2032034R	Page No.: 16
Engineer: Neil	
Site: AC5	Time: 2020/06/18 - 19:52
Limit: FCC_Part15.209_RE(3m)	Margin: 0
Probe: Horn_3117_00167055(1-18GHz)	Polarity: Horizontal
EUT: Wireless Access Point	Power: AC 120V/60Hz
Note: Mode 2: Transmit at 5220MHz by 802.11n(20MHz)	



No	Mark	Frequency (MHz)	Measure Level (dBuV/m)	Reading Level (dBuV)	Over Limit (dB)	Limit (dBuV/m)	Factor (dB)	Type
1		10440.000	36.821	25.707	-37.179	74.000	11.114	PK
2	*	15660.000	47.335	30.202	-26.665	74.000	17.133	PK

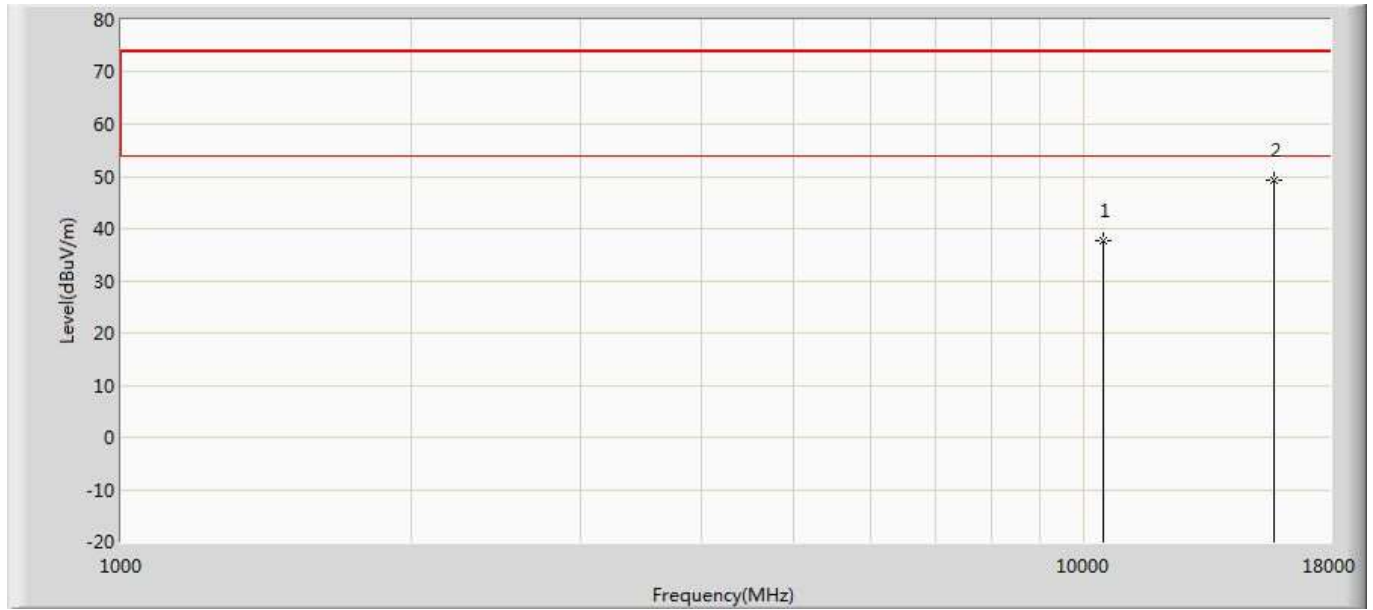


Profile: 2032034R	Page No.: 17
Engineer: Neil	
Site: AC5	Time: 2020/06/18 - 19:53
Limit: FCC_Part15.209_RE(3m)	Margin: 0
Probe: Horn_3117_00167055(1-18GHz)	Polarity: Vertical
EUT: Wireless Access Point	Power: AC 120V/60Hz
Note: Mode 2: Transmit at 5220MHz by 802.11n(20MHz)	



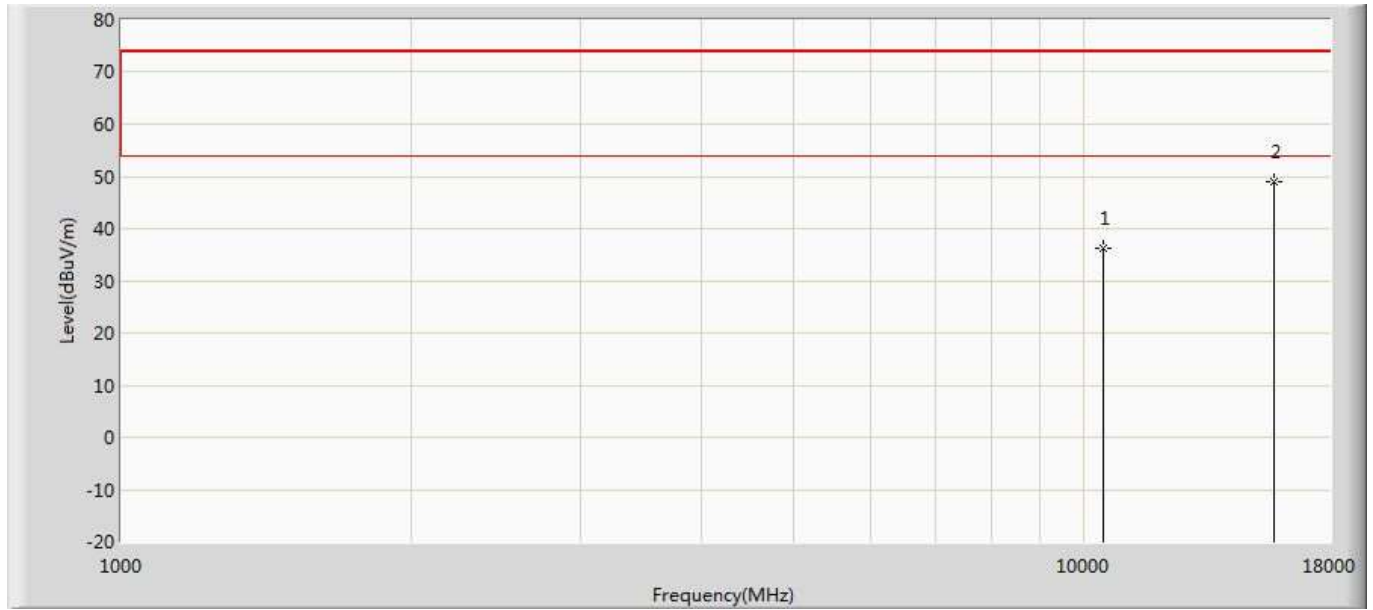
No	Mark	Frequency (MHz)	Measure Level (dBuV/m)	Reading Level (dBuV)	Over Limit (dB)	Limit (dBuV/m)	Factor (dB)	Type
1		10440.000	37.139	26.025	-36.861	74.000	11.114	PK
2	*	15660.000	47.035	29.902	-26.965	74.000	17.133	PK

Profile: 2032034R	Page No.: 18
Engineer: Neil	
Site: AC5	Time: 2020/06/18 - 19:53
Limit: FCC_Part15.209_RE(3m)	Margin: 0
Probe: Horn_3117_00167055(1-18GHz)	Polarity: Horizontal
EUT: Wireless Access Point	Power: AC 120V/60Hz
Note: Mode 2: Transmit at 5240MHz by 802.11n(20MHz)	



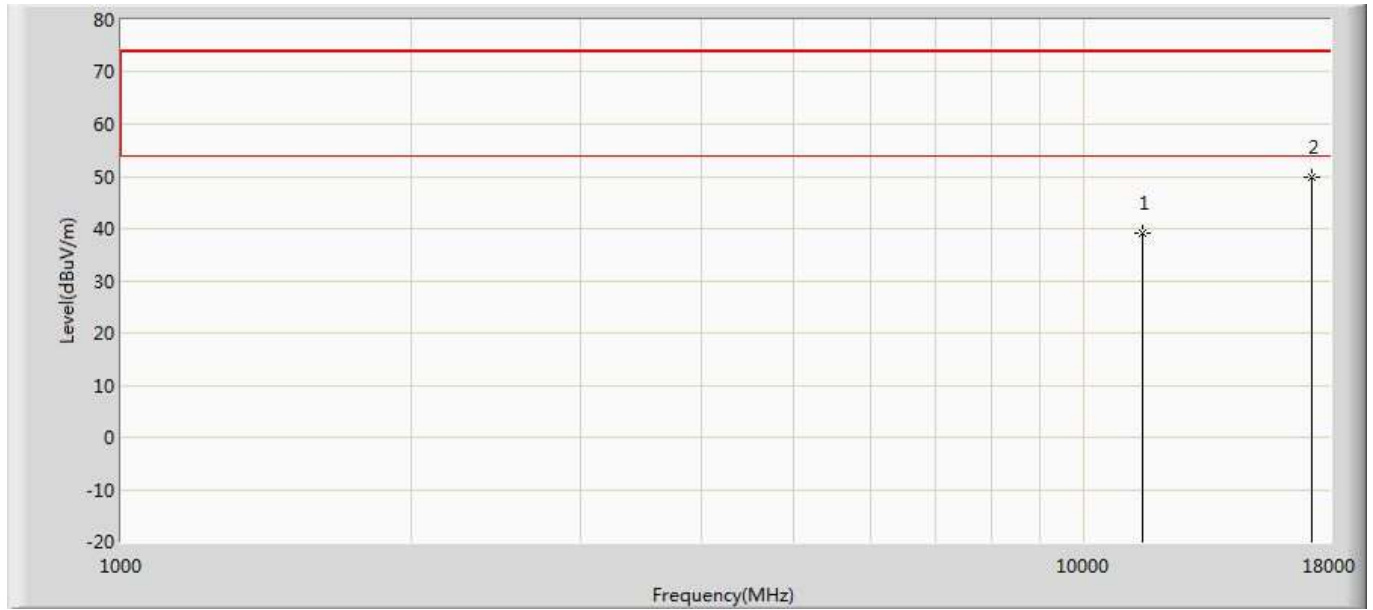
No	Mark	Frequency (MHz)	Measure Level (dBuV/m)	Reading Level (dBuV)	Over Limit (dB)	Limit (dBuV/m)	Factor (dB)	Type
1		10480.000	37.823	26.923	-36.177	74.000	10.900	PK
2	*	15720.000	49.408	30.664	-24.592	74.000	18.744	PK

Profile: 2032034R	Page No.: 19
Engineer: Neil	
Site: AC5	Time: 2020/06/18 - 19:53
Limit: FCC_Part15.209_RE(3m)	Margin: 0
Probe: Horn_3117_00167055(1-18GHz)	Polarity: Vertical
EUT: Wireless Access Point	Power: AC 120V/60Hz
Note: Mode 2: Transmit at 5240MHz by 802.11n(20MHz)	



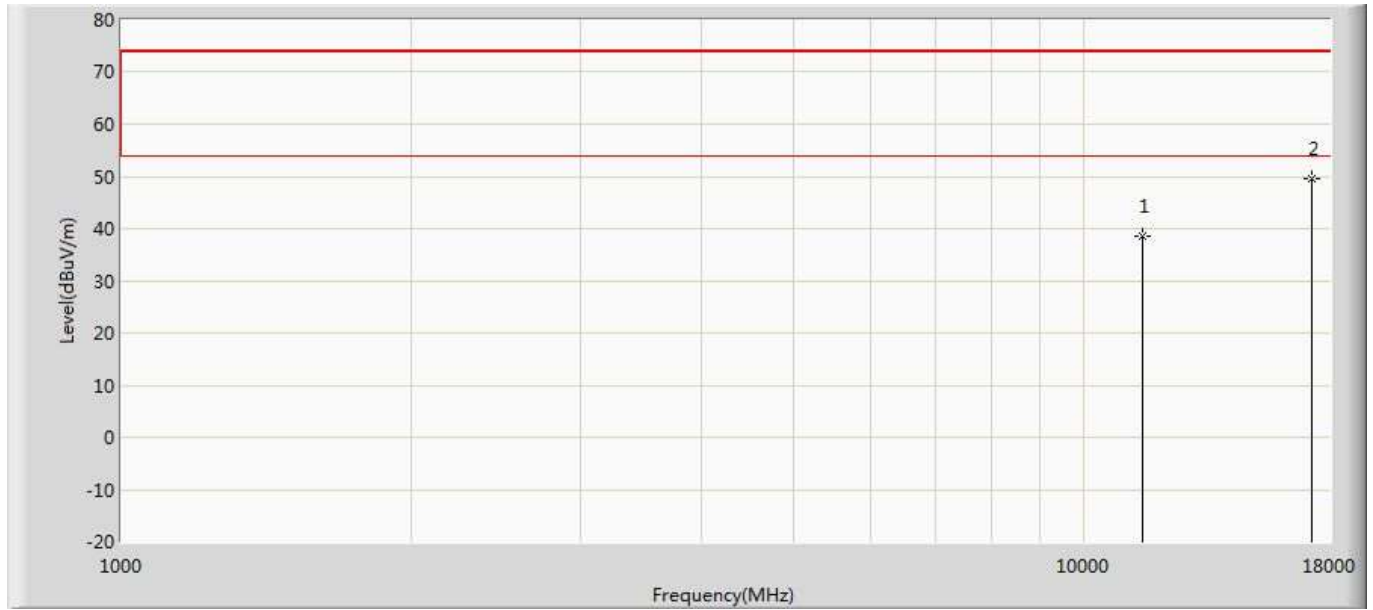
No	Mark	Frequency (MHz)	Measure Level (dBuV/m)	Reading Level (dBuV)	Over Limit (dB)	Limit (dBuV/m)	Factor (dB)	Type
1		10480.000	36.321	25.421	-37.679	74.000	10.900	PK
2	*	15720.000	48.974	30.230	-25.026	74.000	18.744	PK

Profile: 2032034R	Page No.: 20
Engineer: Neil	
Site: AC5	Time: 2020/06/18 - 19:54
Limit: FCC_Part15.209_RE(3m)	Margin: 0
Probe: Horn_3117_00167055(1-18GHz)	Polarity: Horizontal
EUT: Wireless Access Point	Power: AC 120V/60Hz
Note: Mode 2: Transmit at 5745MHz by 802.11n(20MHz)	



No	Mark	Frequency (MHz)	Measure Level (dBuV/m)	Reading Level (dBuV)	Over Limit (dB)	Limit (dBuV/m)	Factor (dB)	Type
1		11490.000	38.998	26.248	-35.002	74.000	12.751	PK
2	*	17235.000	49.996	29.770	-24.004	74.000	20.226	PK

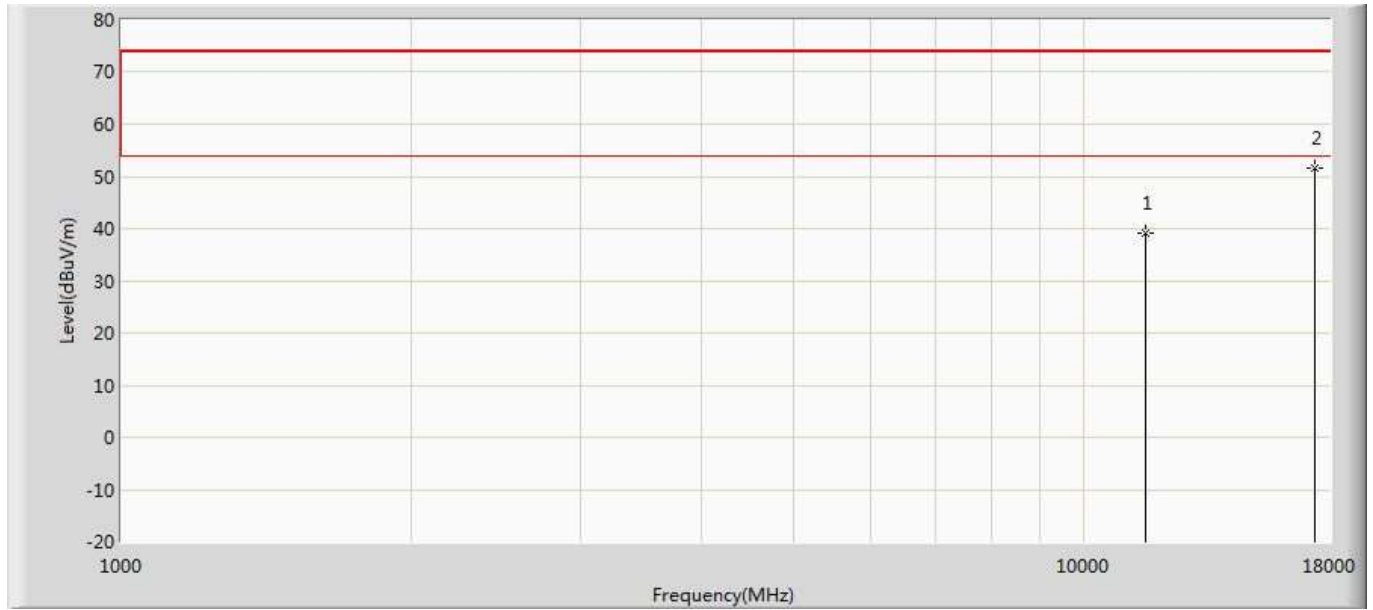
Profile: 2032034R	Page No.: 21
Engineer: Neil	
Site: AC5	Time: 2020/06/18 - 19:54
Limit: FCC_Part15.209_RE(3m)	Margin: 0
Probe: Horn_3117_00167055(1-18GHz)	Polarity: Vertical
EUT: Wireless Access Point	Power: AC 120V/60Hz
Note: Mode 2: Transmit at 5745MHz by 802.11n(20MHz)	



No	Mark	Frequency (MHz)	Measure Level (dBuV/m)	Reading Level (dBuV)	Over Limit (dB)	Limit (dBuV/m)	Factor (dB)	Type
1		11490.000	38.667	25.917	-35.333	74.000	12.751	PK
2	*	17235.000	49.522	29.296	-24.478	74.000	20.226	PK

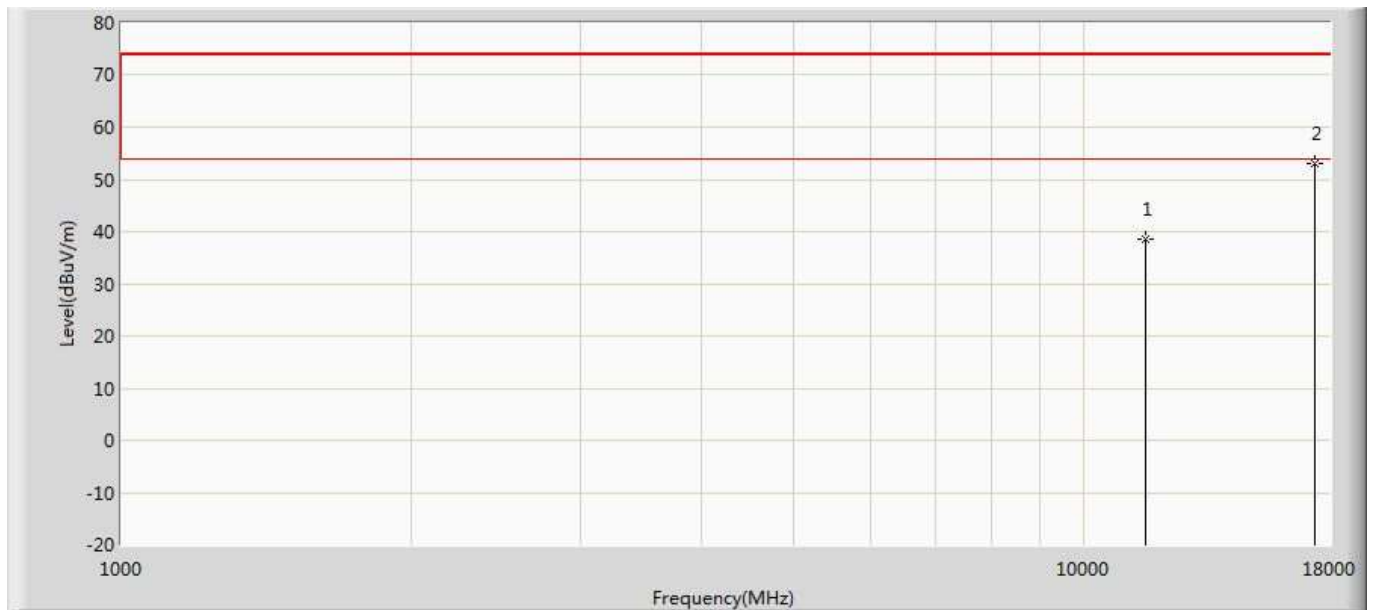


Profile: 2032034R	Page No.: 22
Engineer: Neil	
Site: AC5	Time: 2020/06/18 - 19:54
Limit: FCC_Part15.209_RE(3m)	Margin: 0
Probe: Horn_3117_00167055(1-18GHz)	Polarity: Horizontal
EUT: Wireless Access Point	Power: AC 120V/60Hz
Note: Mode 2: Transmit at 5785MHz by 802.11n(20MHz)	



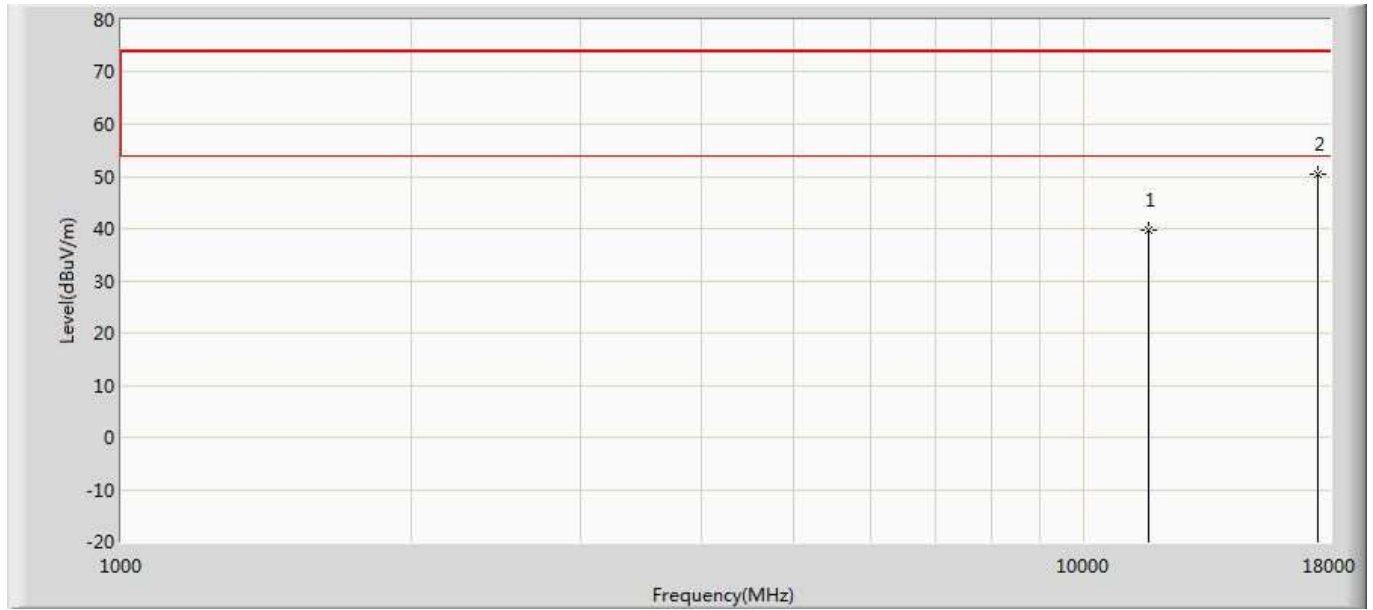
No	Mark	Frequency (MHz)	Measure Level (dBuV/m)	Reading Level (dBuV)	Over Limit (dB)	Limit (dBuV/m)	Factor (dB)	Type
1		11570.000	39.083	25.927	-34.917	74.000	13.156	PK
2	*	17355.000	51.524	28.525	-22.476	74.000	22.998	PK

Profile: 2032034R	Page No.: 23
Engineer: Neil	
Site: AC5	Time: 2020/06/18 - 19:54
Limit: FCC_Part15.209_RE(3m)	Margin: 0
Probe: Horn_3117_00167055(1-18GHz)	Polarity: Vertical
EUT: Wireless Access Point	Power: AC 120V/60Hz
Note: Mode 2: Transmit at 5785MHz by 802.11n(20MHz)	



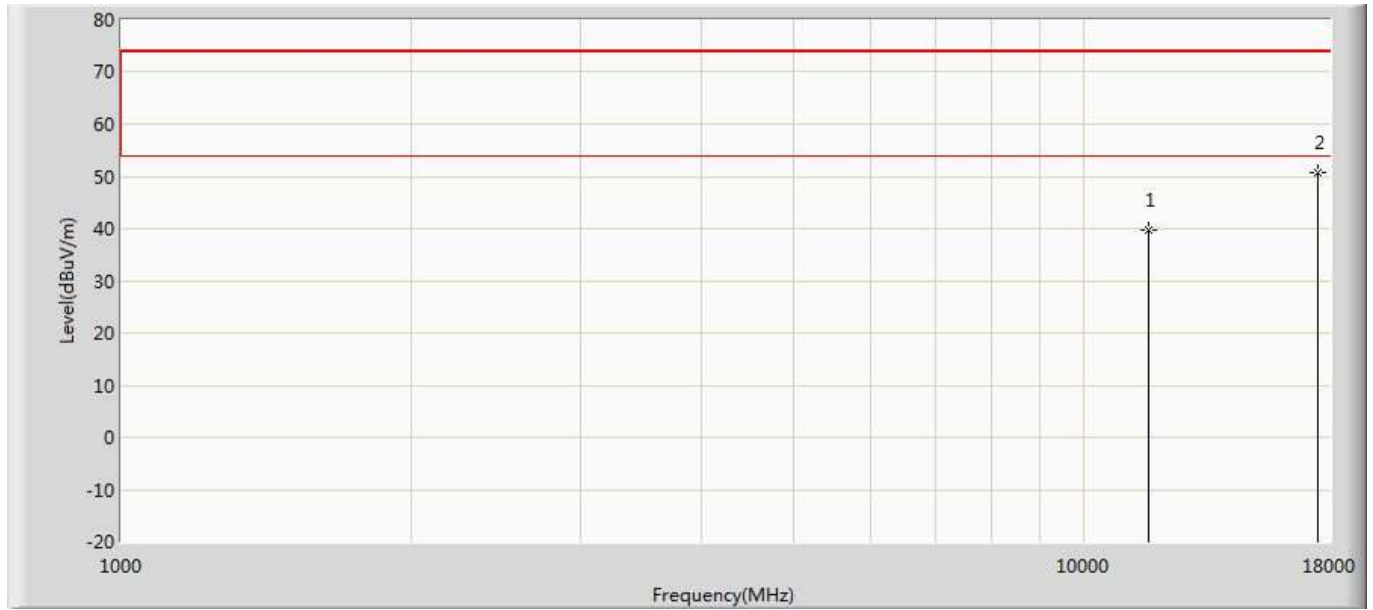
No	Mark	Frequency (MHz)	Measure Level (dBuV/m)	Reading Level (dBuV)	Over Limit (dB)	Limit (dBuV/m)	Factor (dB)	Type
1		11570.000	38.531	25.375	-35.469	74.000	13.156	PK
2	*	17355.000	53.025	30.026	-20.975	74.000	22.998	PK

Profile: 2032034R	Page No.: 24
Engineer: Neil	
Site: AC5	Time: 2020/06/18 - 19:55
Limit: FCC_Part15.209_RE(3m)	Margin: 0
Probe: Horn_3117_00167055(1-18GHz)	Polarity: Horizontal
EUT: Wireless Access Point	Power: AC 120V/60Hz
Note: Mode 2: Transmit at 5825MHz by 802.11n(20MHz)	



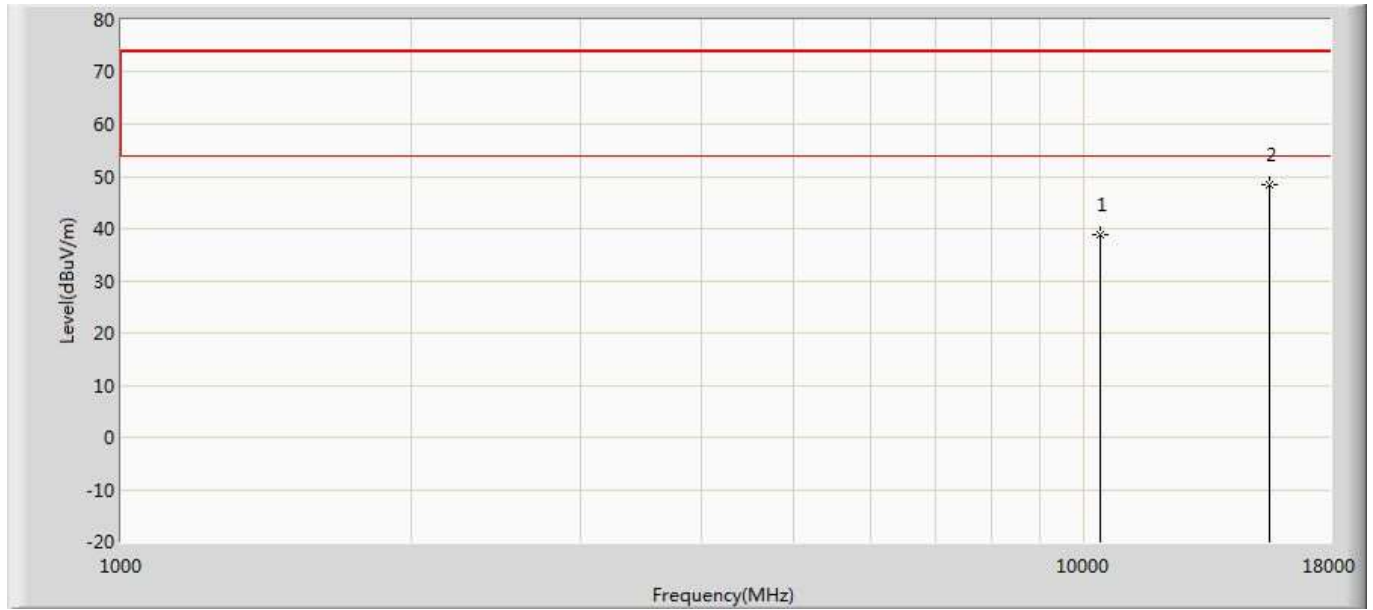
No	Mark	Frequency (MHz)	Measure Level (dBuV/m)	Reading Level (dBuV)	Over Limit (dB)	Limit (dBuV/m)	Factor (dB)	Type
1		11650.000	39.664	25.774	-34.336	74.000	13.889	PK
2	*	17475.000	50.510	28.927	-23.490	74.000	21.583	PK

Profile: 2032034R	Page No.: 25
Engineer: Neil	
Site: AC5	Time: 2020/06/18 - 19:55
Limit: FCC_Part15.209_RE(3m)	Margin: 0
Probe: Horn_3117_00167055(1-18GHz)	Polarity: Vertical
EUT: Wireless Access Point	Power: AC 120V/60Hz
Note: Mode 2: Transmit at 5825MHz by 802.11n(20MHz)	



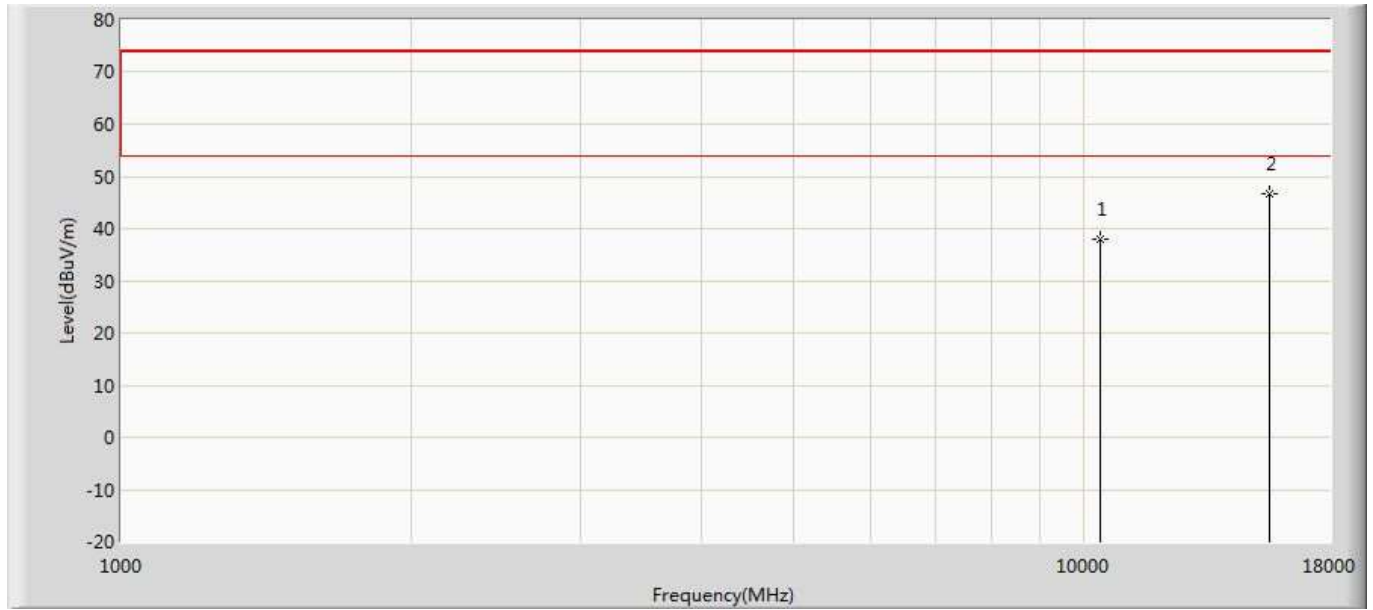
No	Mark	Frequency (MHz)	Measure Level (dBuV/m)	Reading Level (dBuV)	Over Limit (dB)	Limit (dBuV/m)	Factor (dB)	Type
1		11650.000	39.734	25.844	-34.266	74.000	13.889	PK
2	*	17475.000	50.771	29.188	-23.229	74.000	21.583	PK

Profile: 2032034R	Page No.: 26
Engineer: Neil	
Site: AC5	Time: 2020/06/18 - 19:55
Limit: FCC_Part15.209_RE(3m)	Margin: 0
Probe: Horn_3117_00167055(1-18GHz)	Polarity: Horizontal
EUT: Wireless Access Point	Power: AC 120V/60Hz
Note: Mode 3:Transmit at 5190MHz by 802.11n(40MHz)	



No	Mark	Frequency (MHz)	Measure Level (dBuV/m)	Reading Level (dBuV)	Over Limit (dB)	Limit (dBuV/m)	Factor (dB)	Type
1		10380.000	38.818	27.655	-35.182	74.000	11.163	PK
2	*	15570.000	48.419	31.390	-25.581	74.000	17.029	PK

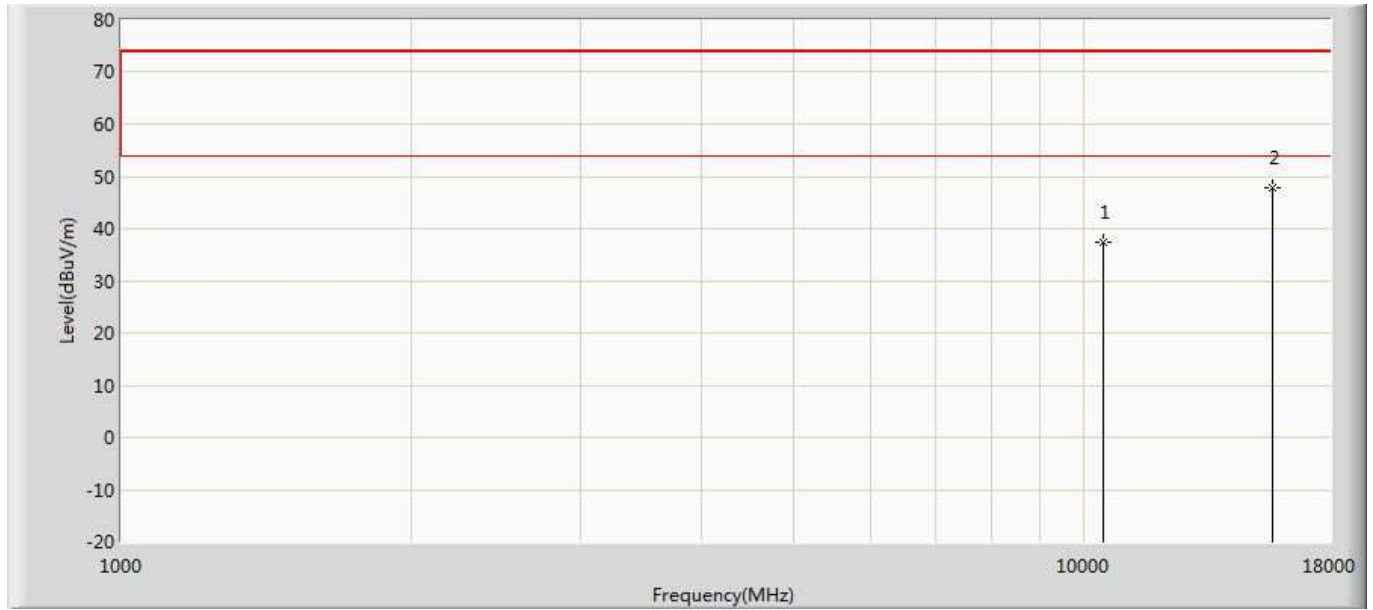
Profile: 2032034R	Page No.: 27
Engineer: Neil	
Site: AC5	Time: 2020/06/18 - 19:56
Limit: FCC_Part15.209_RE(3m)	Margin: 0
Probe: Horn_3117_00167055(1-18GHz)	Polarity: Vertical
EUT: Wireless Access Point	Power: AC 120V/60Hz
Note: Mode 3:Transmit at 5190MHz by 802.11n(40MHz)	



No	Mark	Frequency (MHz)	Measure Level (dBuV/m)	Reading Level (dBuV)	Over Limit (dB)	Limit (dBuV/m)	Factor (dB)	Type
1		10380.000	37.834	26.671	-36.166	74.000	11.163	PK
2	*	15570.000	46.549	29.520	-27.451	74.000	17.029	PK

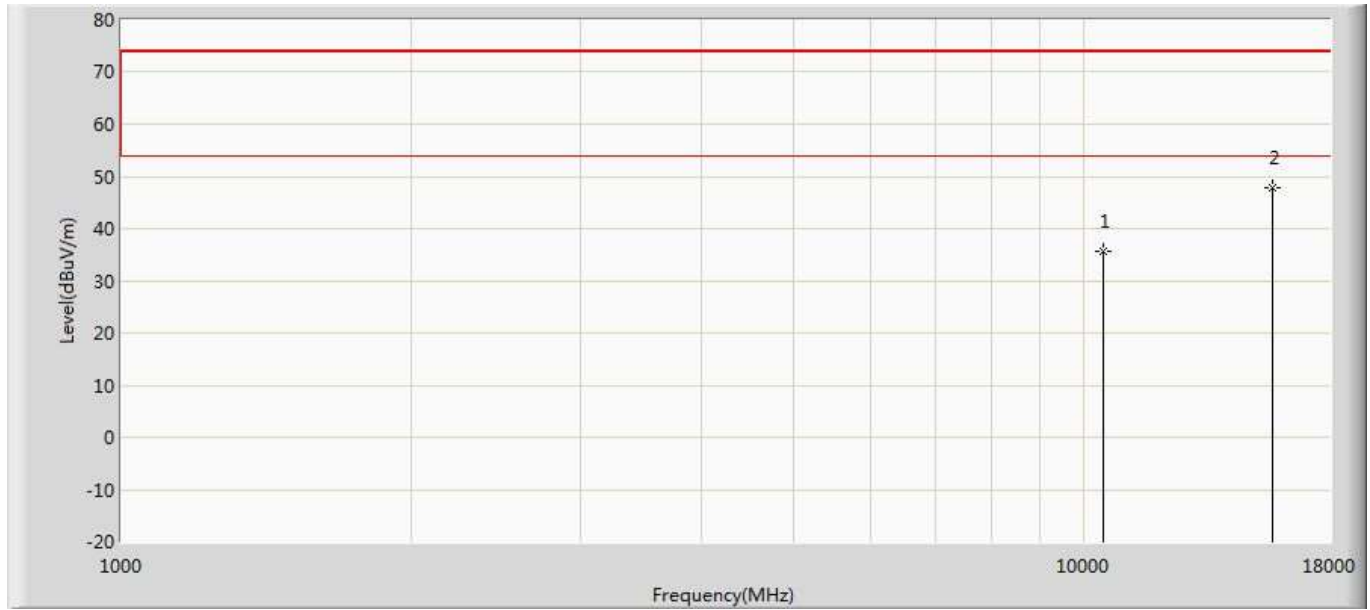


Profile: 2032034R	Page No.: 28
Engineer: Neil	
Site: AC5	Time: 2020/06/18 - 19:56
Limit: FCC_Part15.209_RE(3m)	Margin: 0
Probe: Horn_3117_00167055(1-18GHz)	Polarity: Horizontal
EUT: Wireless Access Point	Power: AC 120V/60Hz
Note: Mode 3:Transmit at 5230MHz by 802.11n(40MHz)	



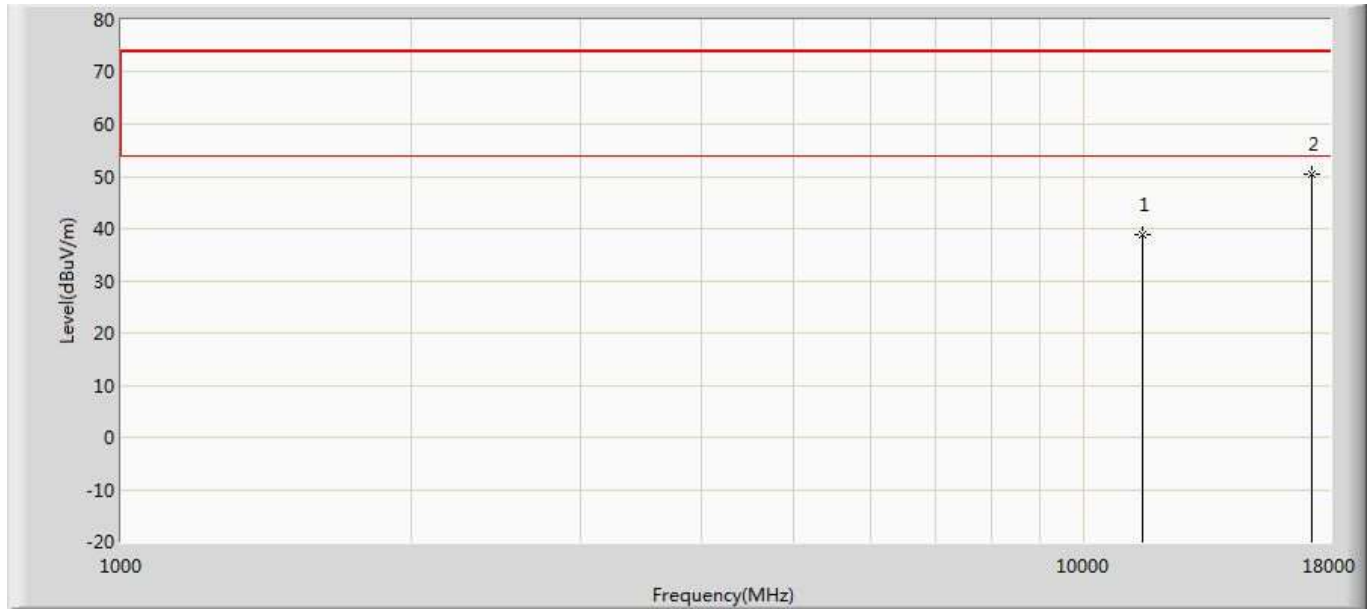
No	Mark	Frequency (MHz)	Measure Level (dBuV/m)	Reading Level (dBuV)	Over Limit (dB)	Limit (dBuV/m)	Factor (dB)	Type
1		10460.000	37.265	26.298	-36.735	74.000	10.967	PK
2	*	15690.000	47.770	29.194	-26.230	74.000	18.576	PK

Profile: 2032034R	Page No.: 29
Engineer: Neil	
Site: AC5	Time: 2020/06/18 - 19:56
Limit: FCC_Part15.209_RE(3m)	Margin: 0
Probe: Horn_3117_00167055(1-18GHz)	Polarity: Vertical
EUT: Wireless Access Point	Power: AC 120V/60Hz
Note: Mode 3:Transmit at 5230MHz by 802.11n(40MHz)	



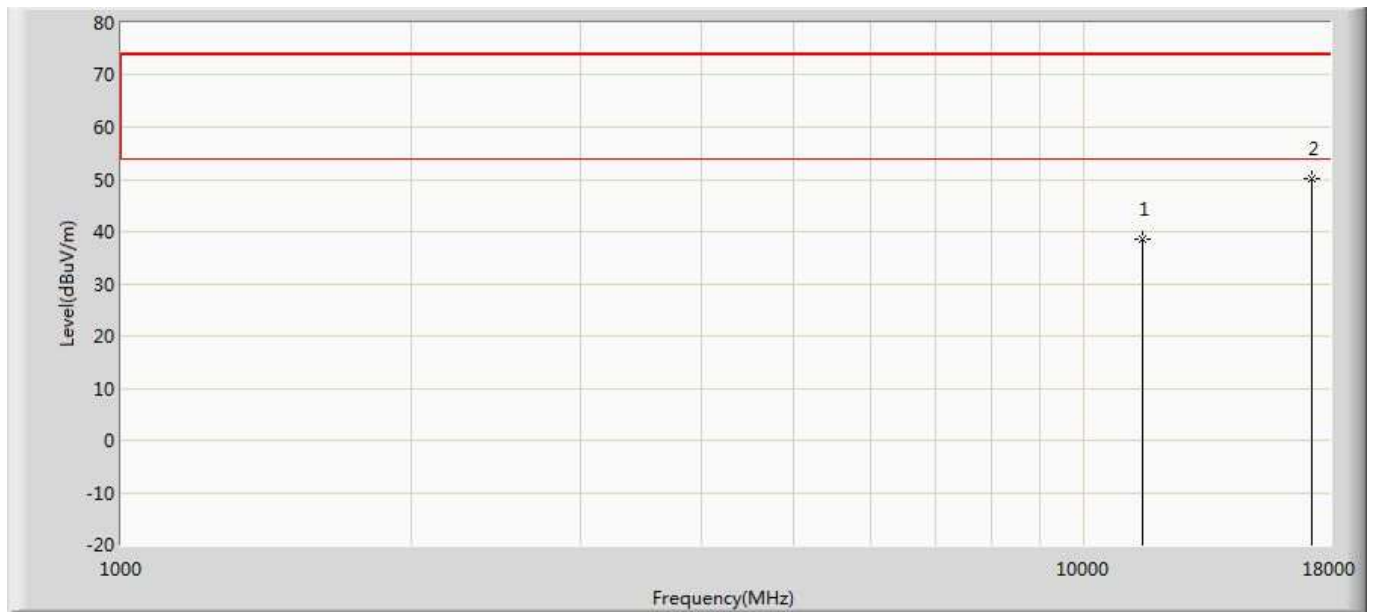
No	Mark	Frequency (MHz)	Measure Level (dBuV/m)	Reading Level (dBuV)	Over Limit (dB)	Limit (dBuV/m)	Factor (dB)	Type
1		10460.000	35.746	24.779	-38.254	74.000	10.967	PK
2	*	15690.000	47.774	29.198	-26.226	74.000	18.576	PK

Profile: 2032034R	Page No.: 30
Engineer: Neil	
Site: AC5	Time: 2020/06/18 - 19:57
Limit: FCC_Part15.209_RE(3m)	Margin: 0
Probe: Horn_3117_00167055(1-18GHz)	Polarity: Horizontal
EUT: Wireless Access Point	Power: AC 120V/60Hz
Note: Mode 3:Transmit at 5755MHz by 802.11n(40MHz)	



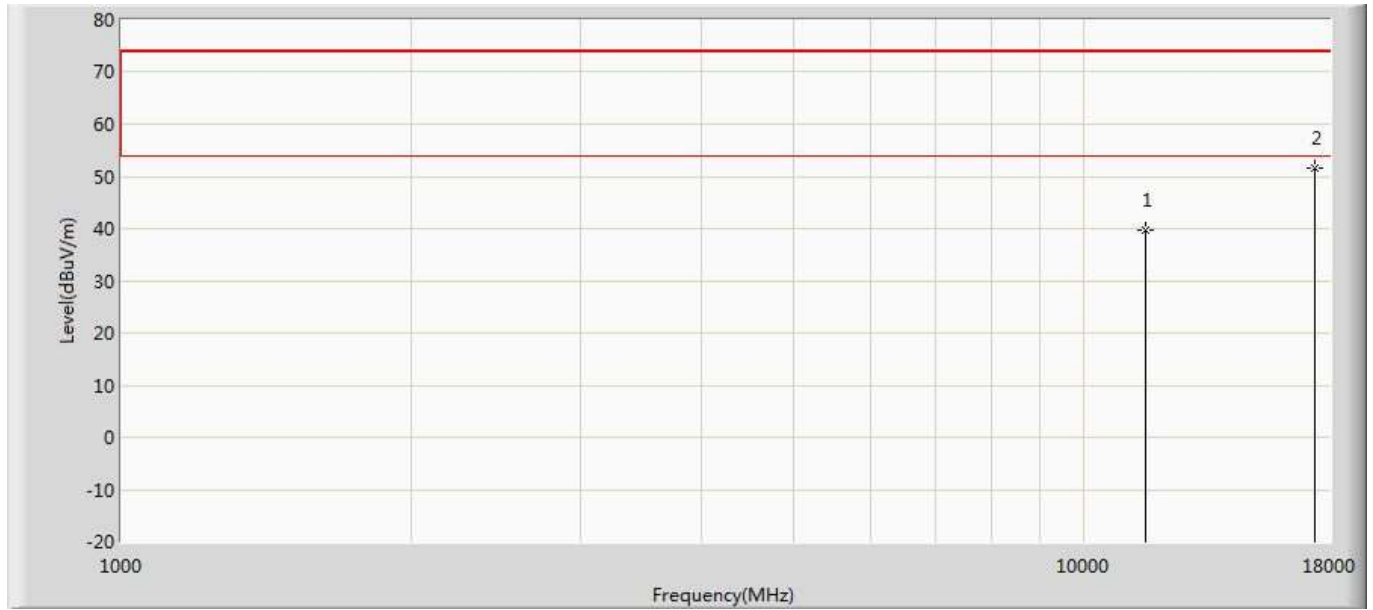
No	Mark	Frequency (MHz)	Measure Level (dBuV/m)	Reading Level (dBuV)	Over Limit (dB)	Limit (dBuV/m)	Factor (dB)	Type
1		11510.000	38.851	25.800	-35.149	74.000	13.051	PK
2	*	17265.000	50.302	29.574	-23.698	74.000	20.728	PK

Profile: 2032034R	Page No.: 31
Engineer: Neil	
Site: AC5	Time: 2020/06/18 - 19:58
Limit: FCC_Part15.209_RE(3m)	Margin: 0
Probe: Horn_3117_00167055(1-18GHz)	Polarity: Vertical
EUT: Wireless Access Point	Power: AC 120V/60Hz
Note: Mode 3:Transmit at 5755MHz by 802.11n(40MHz)	



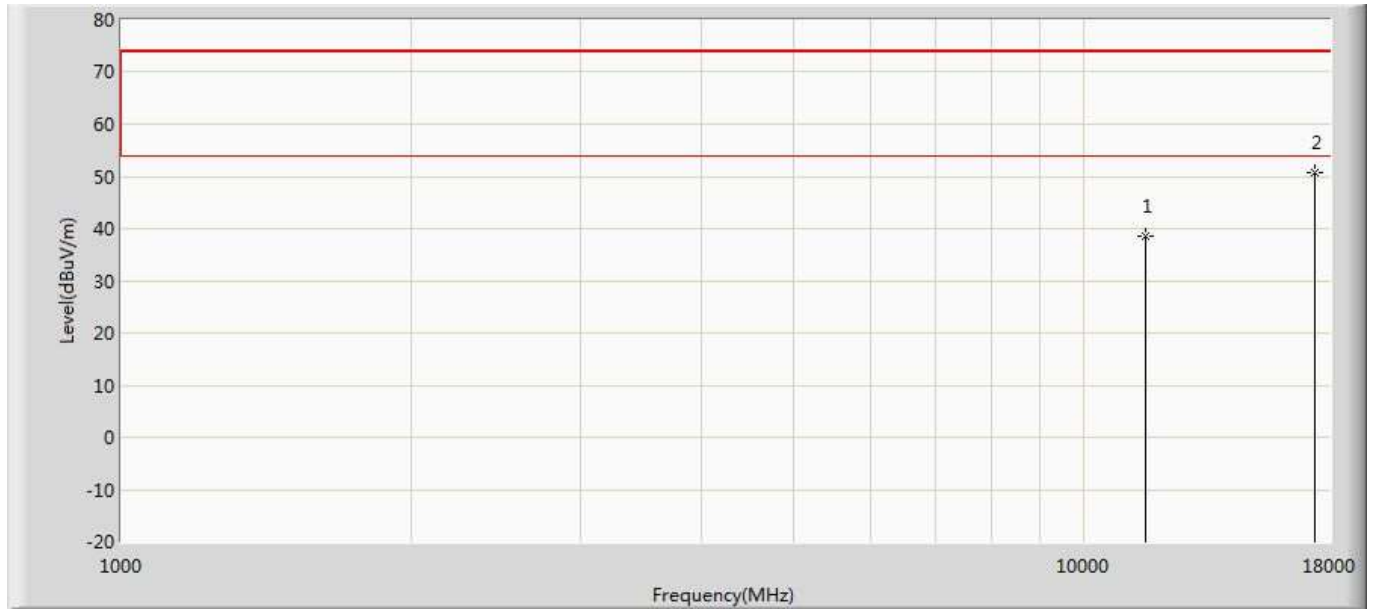
No	Mark	Frequency (MHz)	Measure Level (dBuV/m)	Reading Level (dBuV)	Over Limit (dB)	Limit (dBuV/m)	Factor (dB)	Type
1		11510.000	38.638	25.587	-35.362	74.000	13.051	PK
2	*	17265.000	50.031	29.303	-23.969	74.000	20.728	PK

Profile: 2032034R	Page No.: 32
Engineer: Neil	
Site: AC5	Time: 2020/06/18 - 19:58
Limit: FCC_Part15.209_RE(3m)	Margin: 0
Probe: Horn_3117_00167055(1-18GHz)	Polarity: Horizontal
EUT: Wireless Access Point	Power: AC 120V/60Hz
Note: Mode 3:Transmit at 5795MHz by 802.11n(40MHz)	



No	Mark	Frequency (MHz)	Measure Level (dBuV/m)	Reading Level (dBuV)	Over Limit (dB)	Limit (dBuV/m)	Factor (dB)	Type
1		11590.000	39.745	26.422	-34.255	74.000	13.324	PK
2	*	17385.000	51.498	29.323	-22.502	74.000	22.175	PK

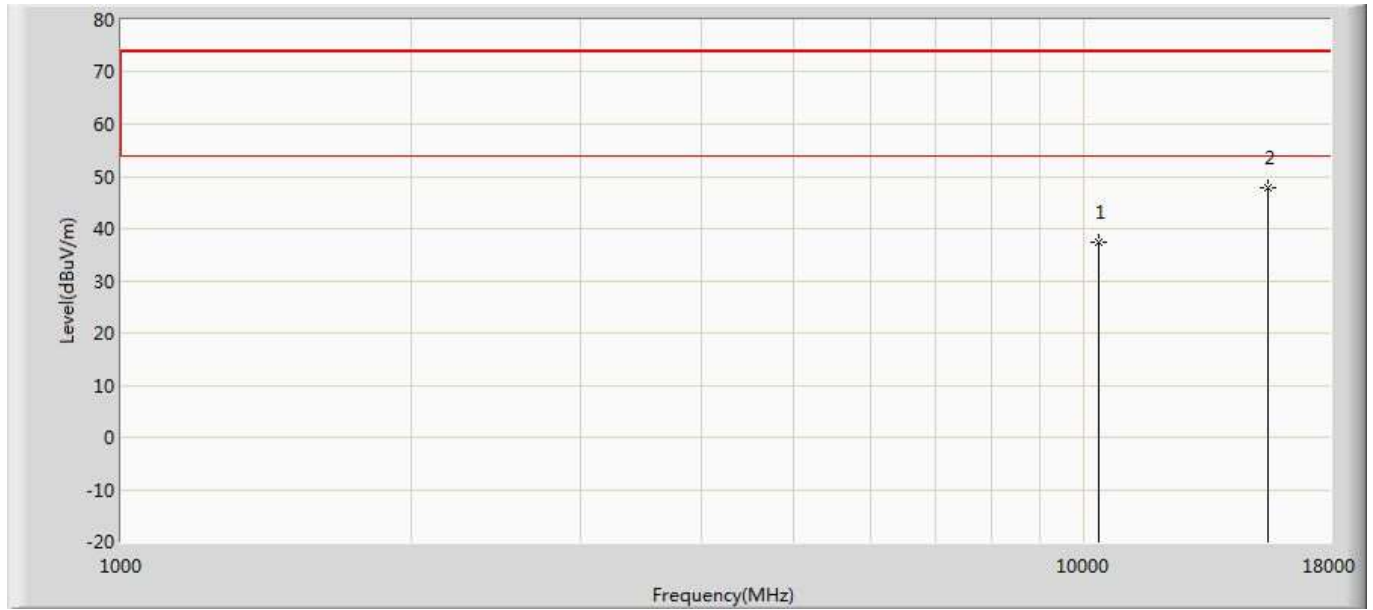
Profile: 2032034R	Page No.: 33
Engineer: Neil	
Site: AC5	Time: 2020/06/18 - 19:58
Limit: FCC_Part15.209_RE(3m)	Margin: 0
Probe: Horn_3117_00167055(1-18GHz)	Polarity: Vertical
EUT: Wireless Access Point	Power: AC 120V/60Hz
Note: Mode 3:Transmit at 5795MHz by 802.11n(40MHz)	



No	Mark	Frequency (MHz)	Measure Level (dBuV/m)	Reading Level (dBuV)	Over Limit (dB)	Limit (dBuV/m)	Factor (dB)	Type
1		11590.000	38.593	25.270	-35.407	74.000	13.324	PK
2	*	17385.000	50.772	28.597	-23.228	74.000	22.175	PK

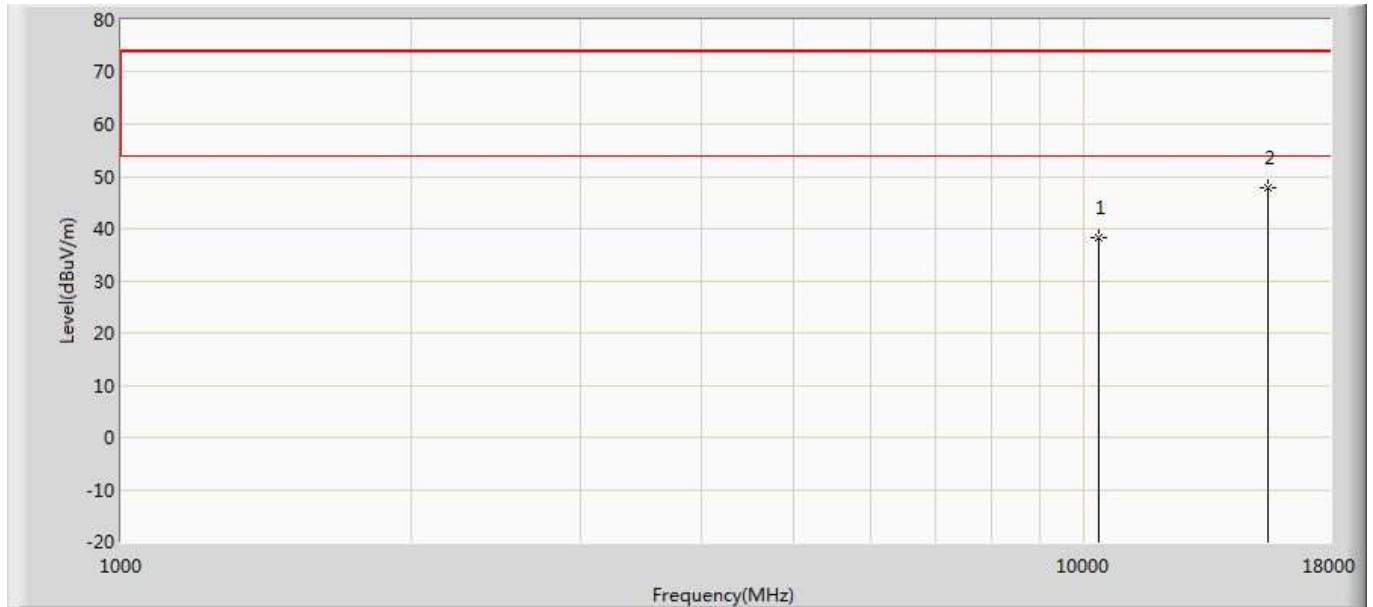


Profile: 2032034R	Page No.: 34
Engineer: Neil	
Site: AC5	Time: 2020/06/18 - 19:59
Limit: FCC_Part15.209_RE(3m)	Margin: 0
Probe: Horn_3117_00167055(1-18GHz)	Polarity: Horizontal
EUT: Wireless Access Point	Power: AC 120V/60Hz
Note: Mode 4:Transmit at 5180MHz by 802.11ac(20MHz)	



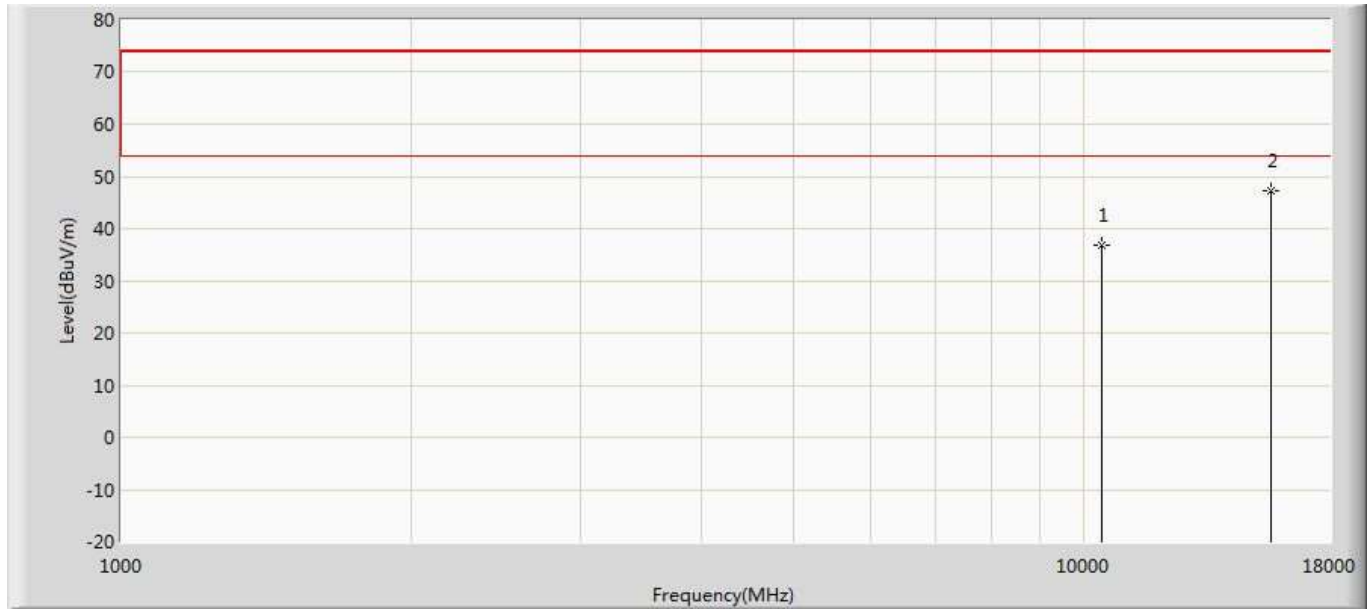
No	Mark	Frequency (MHz)	Measure Level (dBuV/m)	Reading Level (dBuV)	Over Limit (dB)	Limit (dBuV/m)	Factor (dB)	Type
1		10360.000	37.446	26.319	-36.554	74.000	11.126	PK
2	*	15540.000	47.733	29.845	-26.267	74.000	17.888	PK

Profile: 2032034R	Page No.: 35
Engineer: Neil	
Site: AC5	Time: 2020/06/18 - 20:00
Limit: FCC_Part15.209_RE(3m)	Margin: 0
Probe: Horn_3117_00167055(1-18GHz)	Polarity: Vertical
EUT: Wireless Access Point	Power: AC 120V/60Hz
Note: Mode 4:Transmit at 5180MHz by 802.11ac(20MHz)	



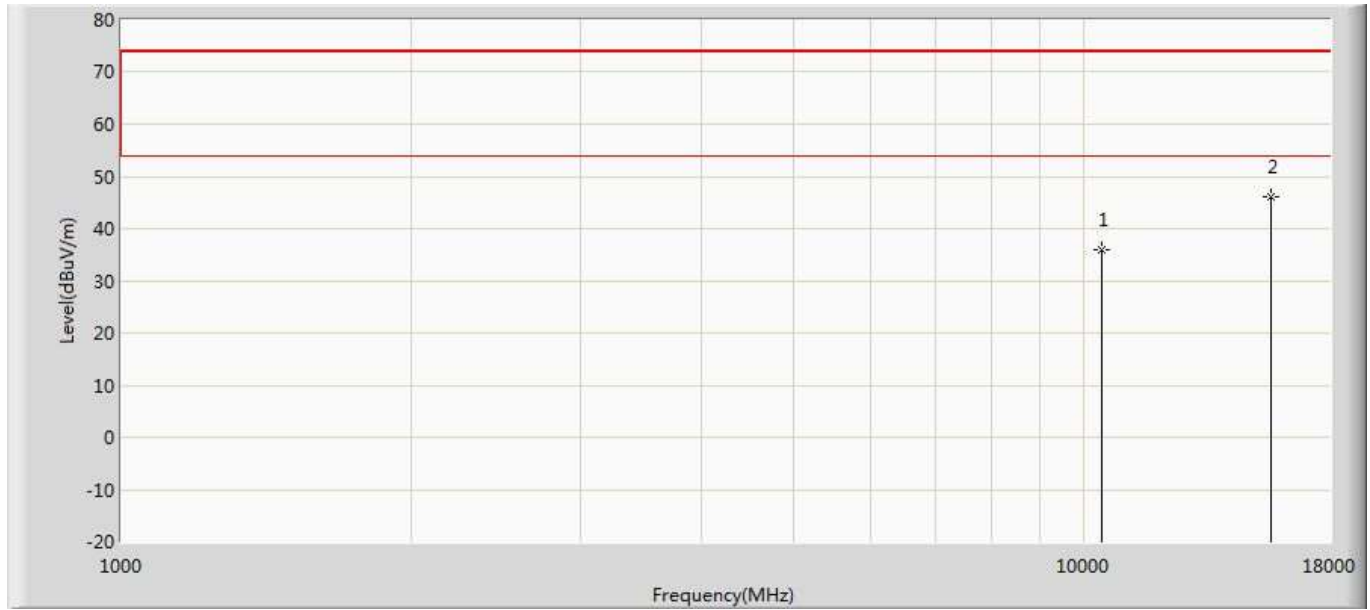
No	Mark	Frequency (MHz)	Measure Level (dBuV/m)	Reading Level (dBuV)	Over Limit (dB)	Limit (dBuV/m)	Factor (dB)	Type
1		10360.000	38.250	27.123	-35.750	74.000	11.126	PK
2	*	15540.000	47.699	29.811	-26.301	74.000	17.888	PK

Profile: 2032034R	Page No.: 36
Engineer: Neil	
Site: AC5	Time: 2020/06/18 - 20:01
Limit: FCC_Part15.209_RE(3m)	Margin: 0
Probe: Horn_3117_00167055(1-18GHz)	Polarity: Horizontal
EUT: Wireless Access Point	Power: AC 120V/60Hz
Note: Mode 4:Transmit at 5220MHz by 802.11ac(20MHz)	



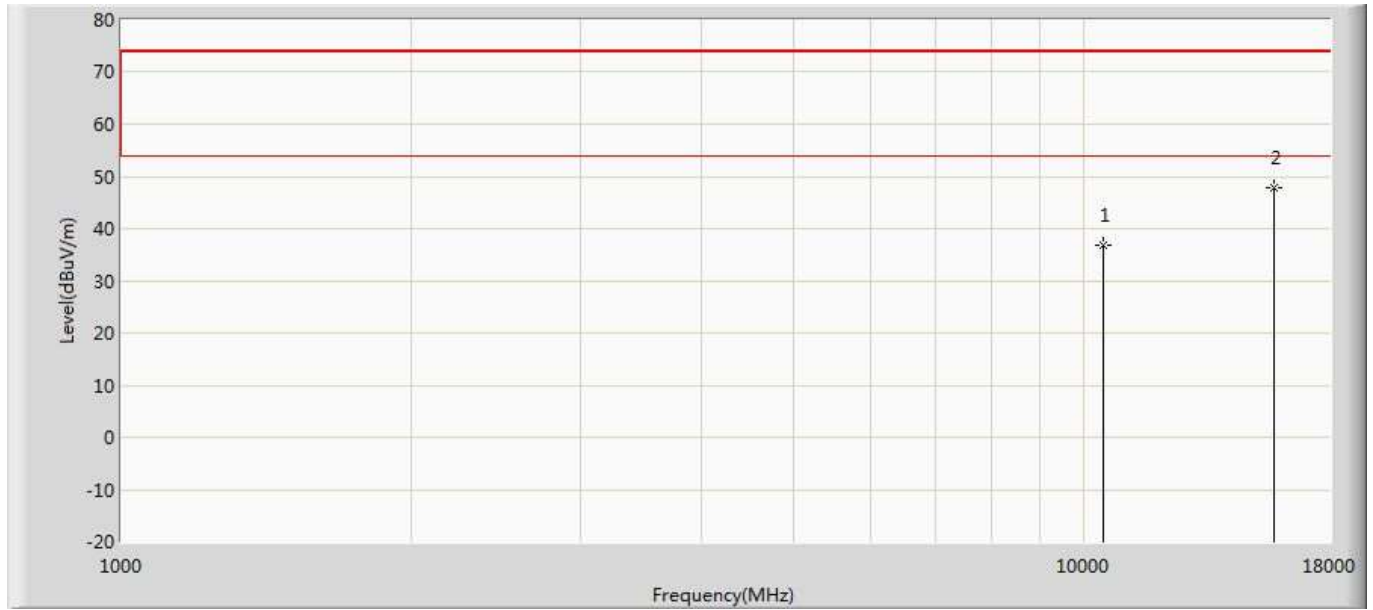
No	Mark	Frequency (MHz)	Measure Level (dBuV/m)	Reading Level (dBuV)	Over Limit (dB)	Limit (dBuV/m)	Factor (dB)	Type
1		10440.000	36.821	25.707	-37.179	74.000	11.114	PK
2	*	15660.000	47.335	30.202	-26.665	74.000	17.133	PK

Profile: 2032034R	Page No.: 37
Engineer: Neil	
Site: AC5	Time: 2020/06/18 - 20:01
Limit: FCC_Part15.209_RE(3m)	Margin: 0
Probe: Horn_3117_00167055(1-18GHz)	Polarity: Vertical
EUT: Wireless Access Point	Power: AC 120V/60Hz
Note: Mode 4:Transmit at 5220MHz by 802.11ac(20MHz)	



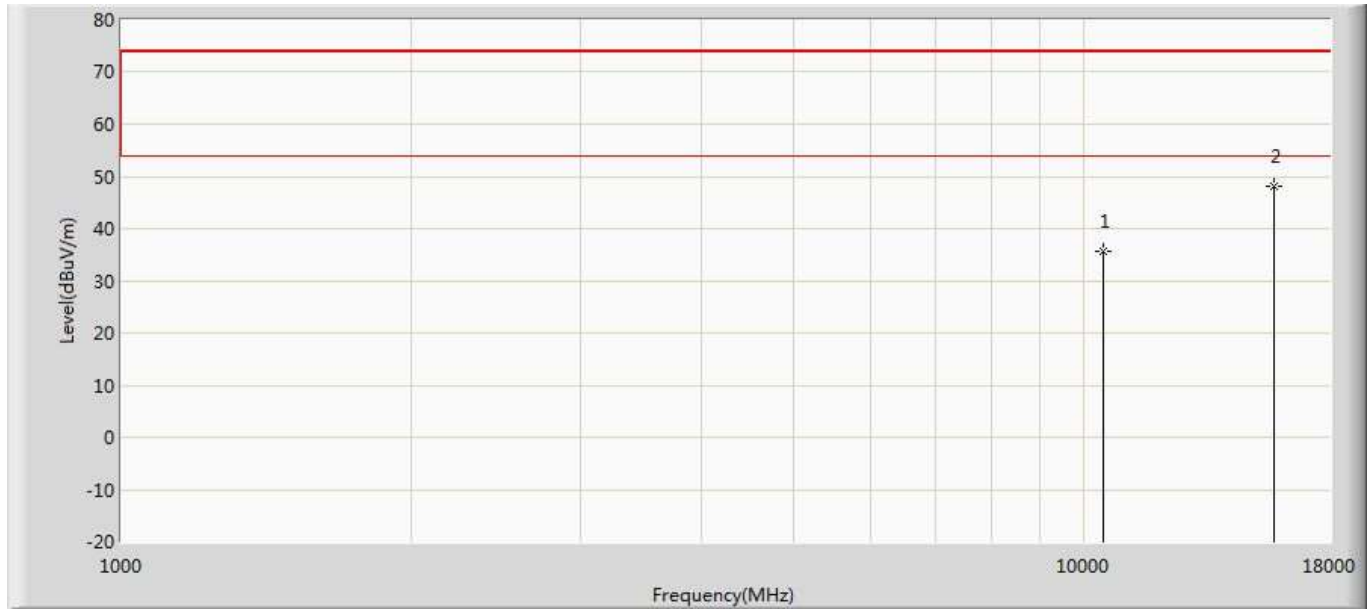
No	Mark	Frequency (MHz)	Measure Level (dBuV/m)	Reading Level (dBuV)	Over Limit (dB)	Limit (dBuV/m)	Factor (dB)	Type
1		10440.000	36.081	24.967	-37.919	74.000	11.114	PK
2	*	15660.000	46.190	29.057	-27.810	74.000	17.133	PK

Profile: 2032034R	Page No.: 38
Engineer: Neil	
Site: AC5	Time: 2020/06/18 - 20:02
Limit: FCC_Part15.209_RE(3m)	Margin: 0
Probe: Horn_3117_00167055(1-18GHz)	Polarity: Horizontal
EUT: Wireless Access Point	Power: AC 120V/60Hz
Note: Mode 4:Transmit at 5240MHz by 802.11ac(20MHz)	



No	Mark	Frequency (MHz)	Measure Level (dBuV/m)	Reading Level (dBuV)	Over Limit (dB)	Limit (dBuV/m)	Factor (dB)	Type
1		10480.000	36.796	25.896	-37.204	74.000	10.900	PK
2	*	15720.000	47.920	29.176	-26.080	74.000	18.744	PK

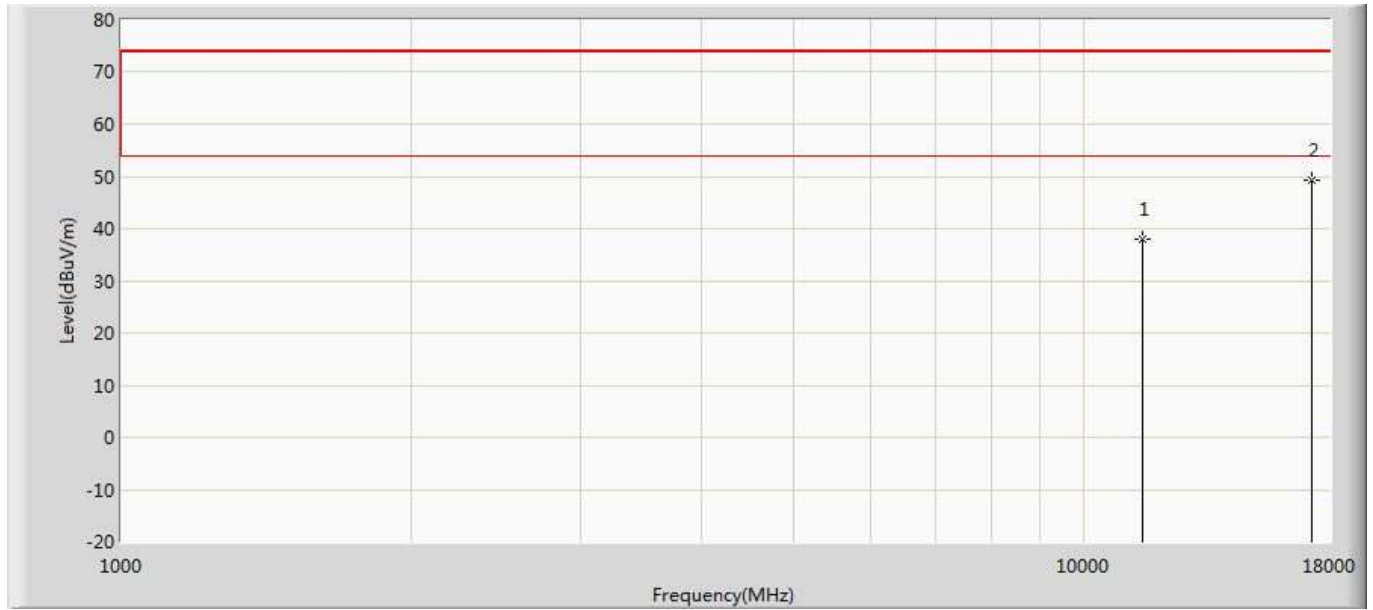
Profile: 2032034R	Page No.: 39
Engineer: Neil	
Site: AC5	Time: 2020/06/18 - 20:02
Limit: FCC_Part15.209_RE(3m)	Margin: 0
Probe: Horn_3117_00167055(1-18GHz)	Polarity: Vertical
EUT: Wireless Access Point	Power: AC 120V/60Hz
Note: Mode 4:Transmit at 5240MHz by 802.11ac(20MHz)	



No	Mark	Frequency (MHz)	Measure Level (dBuV/m)	Reading Level (dBuV)	Over Limit (dB)	Limit (dBuV/m)	Factor (dB)	Type
1		10480.000	35.553	24.653	-38.447	74.000	10.900	PK
2	*	15720.000	48.212	29.468	-25.788	74.000	18.744	PK

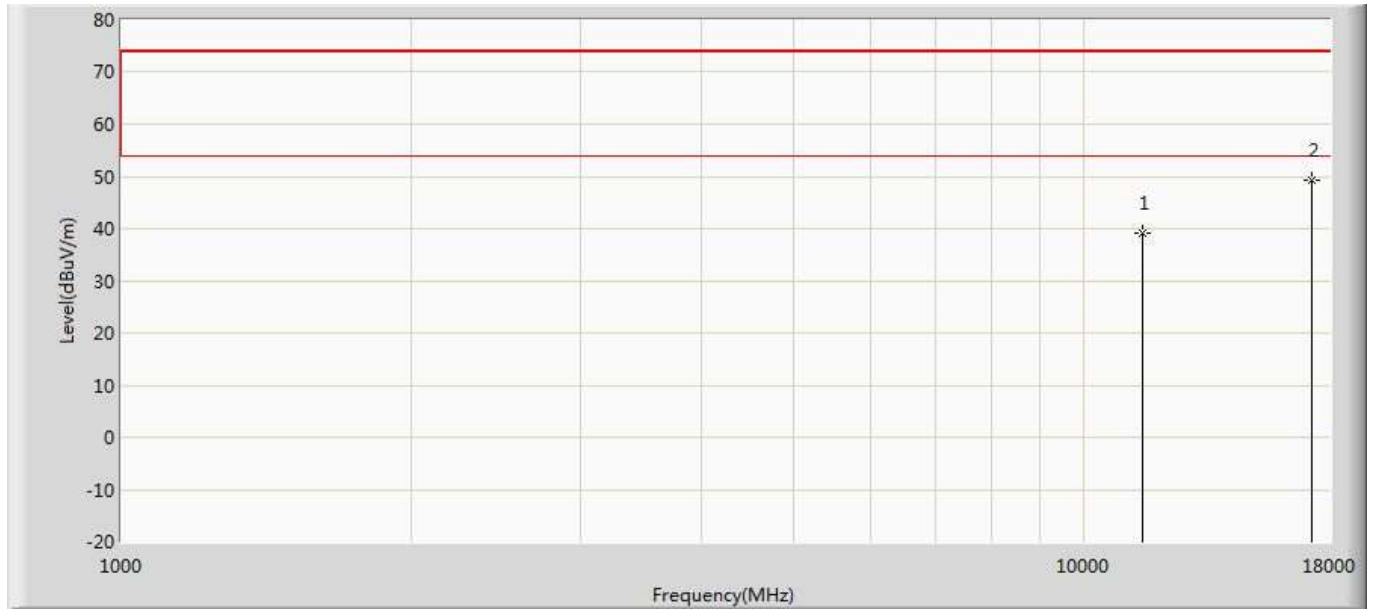


Profile: 2032034R	Page No.: 40
Engineer: Neil	
Site: AC5	Time: 2020/06/18 - 20:02
Limit: FCC_Part15.209_RE(3m)	Margin: 0
Probe: Horn_3117_00167055(1-18GHz)	Polarity: Horizontal
EUT: Wireless Access Point	Power: AC 120V/60Hz
Note: Mode 4:Transmit at 5745MHz by 802.11ac(20MHz)	



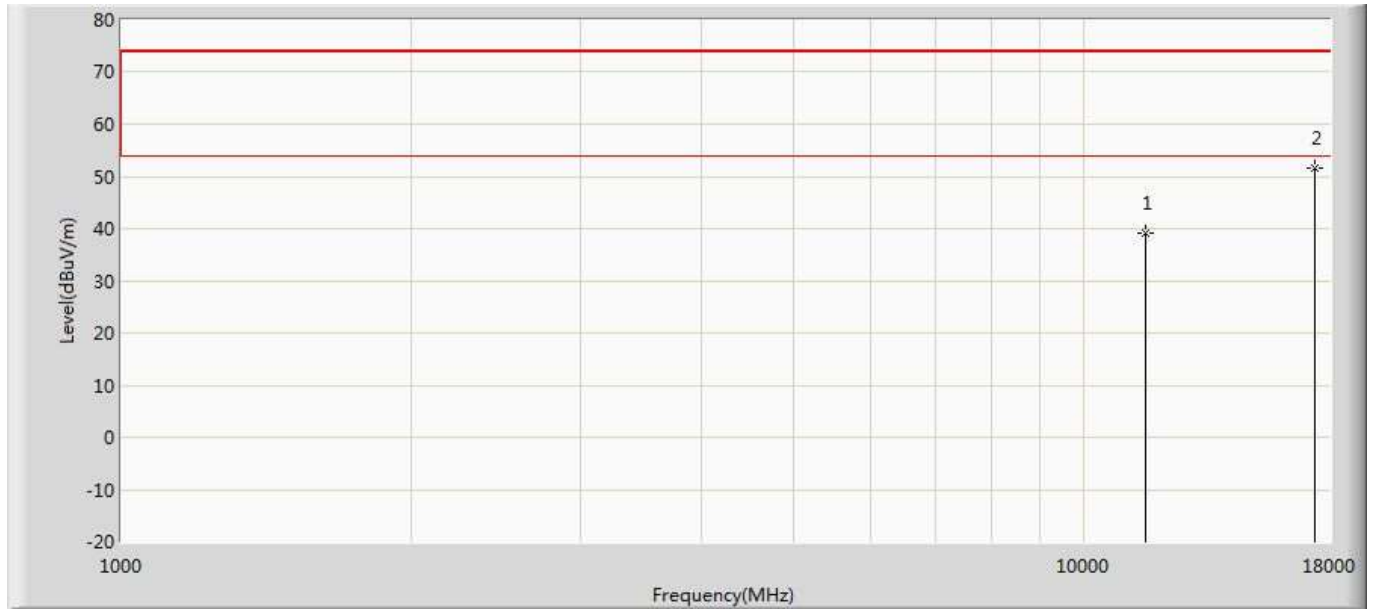
No	Mark	Frequency (MHz)	Measure Level (dBuV/m)	Reading Level (dBuV)	Over Limit (dB)	Limit (dBuV/m)	Factor (dB)	Type
1		11490.000	37.916	25.166	-36.084	74.000	12.751	PK
2	*	17235.000	49.221	28.995	-24.779	74.000	20.226	PK

Profile: 2032034R	Page No.: 41
Engineer: Neil	
Site: AC5	Time: 2020/06/18 - 20:03
Limit: FCC_Part15.209_RE(3m)	Margin: 0
Probe: Horn_3117_00167055(1-18GHz)	Polarity: Vertical
EUT: Wireless Access Point	Power: AC 120V/60Hz
Note: Mode 4:Transmit at 5745MHz by 802.11ac(20MHz)	



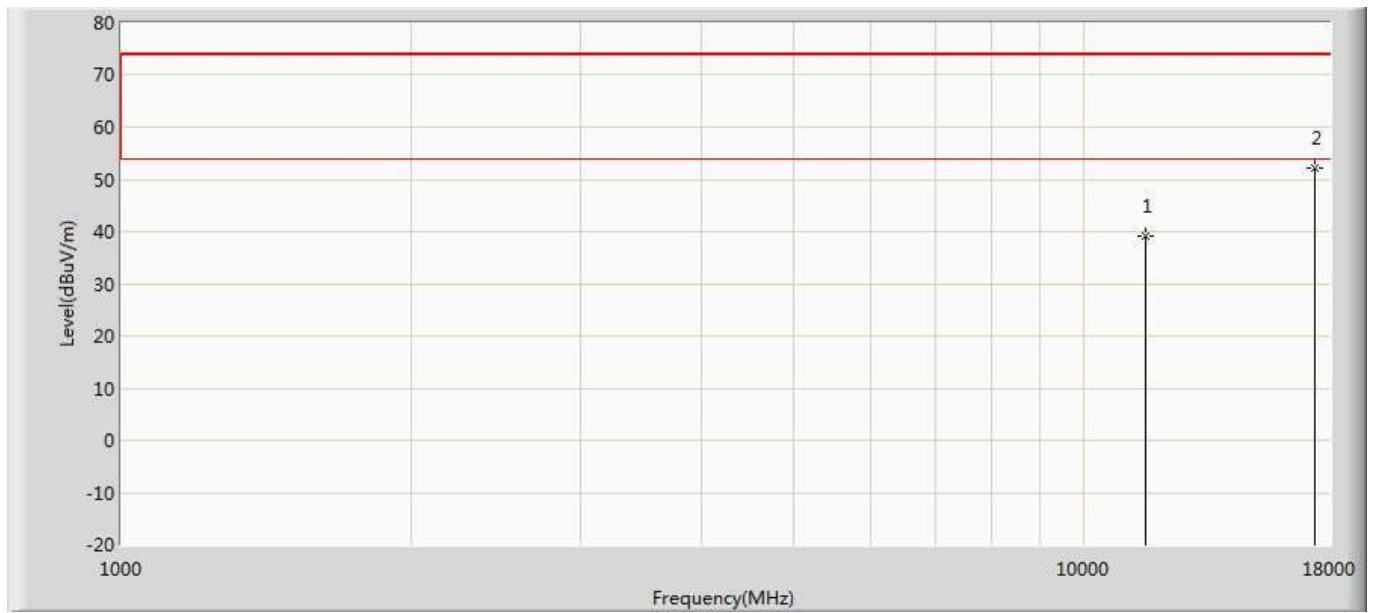
No	Mark	Frequency (MHz)	Measure Level (dBuV/m)	Reading Level (dBuV)	Over Limit (dB)	Limit (dBuV/m)	Factor (dB)	Type
1		11490.000	39.096	26.346	-34.904	74.000	12.751	PK
2	*	17235.000	49.324	29.098	-24.676	74.000	20.226	PK

Profile: 2032034R	Page No.: 42
Engineer: Neil	
Site: AC5	Time: 2020/06/18 - 20:03
Limit: FCC_Part15.209_RE(3m)	Margin: 0
Probe: Horn_3117_00167055(1-18GHz)	Polarity: Horizontal
EUT: Wireless Access Point	Power: AC 120V/60Hz
Note: Mode 4:Transmit at 5785MHz by 802.11ac(20MHz)	



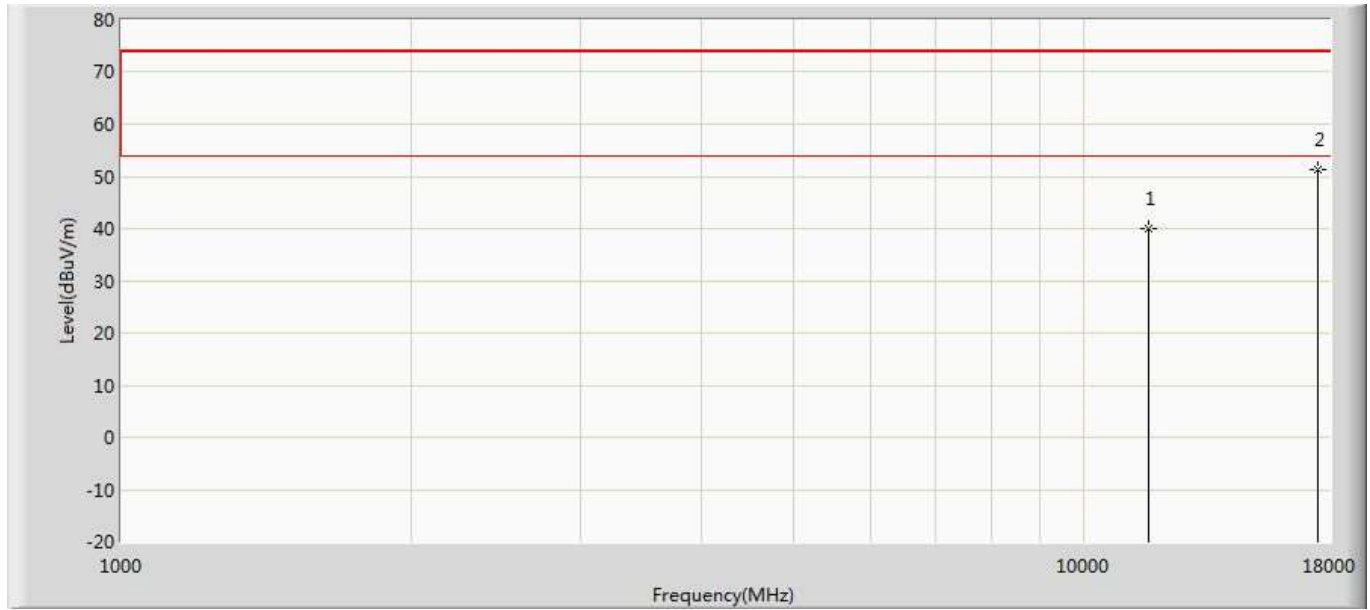
No	Mark	Frequency (MHz)	Measure Level (dBuV/m)	Reading Level (dBuV)	Over Limit (dB)	Limit (dBuV/m)	Factor (dB)	Type
1		11570.000	39.083	25.927	-34.917	74.000	13.156	PK
2	*	17355.000	51.524	28.525	-22.476	74.000	22.998	PK

Profile: 2032034R	Page No.: 43
Engineer: Neil	
Site: AC5	Time: 2020/06/18 - 20:03
Limit: FCC_Part15.209_RE(3m)	Margin: 0
Probe: Horn_3117_00167055(1-18GHz)	Polarity: Vertical
EUT: Wireless Access Point	Power: AC 120V/60Hz
Note: Mode 4:Transmit at 5785MHz by 802.11ac(20MHz)	



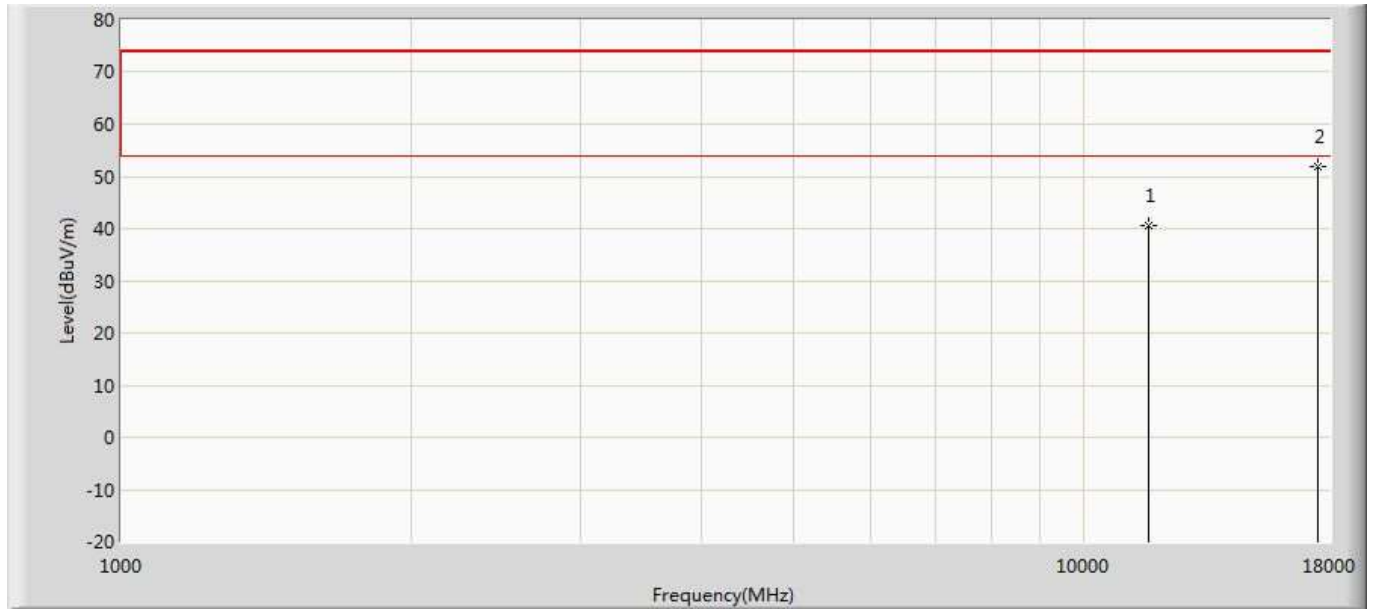
No	Mark	Frequency (MHz)	Measure Level (dBuV/m)	Reading Level (dBuV)	Over Limit (dB)	Limit (dBuV/m)	Factor (dB)	Type
1		11570.000	39.047	25.891	-34.953	74.000	13.156	PK
2	*	17355.000	52.072	29.073	-21.928	74.000	22.998	PK

Profile: 2032034R	Page No.: 44
Engineer: Neil	
Site: AC5	Time: 2020/06/18 - 20:04
Limit: FCC_Part15.209_RE(3m)	Margin: 0
Probe: Horn_3117_00167055(1-18GHz)	Polarity: Horizontal
EUT: Wireless Access Point	Power: AC 120V/60Hz
Note: Mode 4:Transmit at 5825MHz by 802.11ac(20MHz)	



No	Mark	Frequency (MHz)	Measure Level (dBuV/m)	Reading Level (dBuV)	Over Limit (dB)	Limit (dBuV/m)	Factor (dB)	Type
1		11650.000	40.013	26.123	-33.987	74.000	13.889	PK
2	*	17475.000	51.445	29.862	-22.555	74.000	21.583	PK

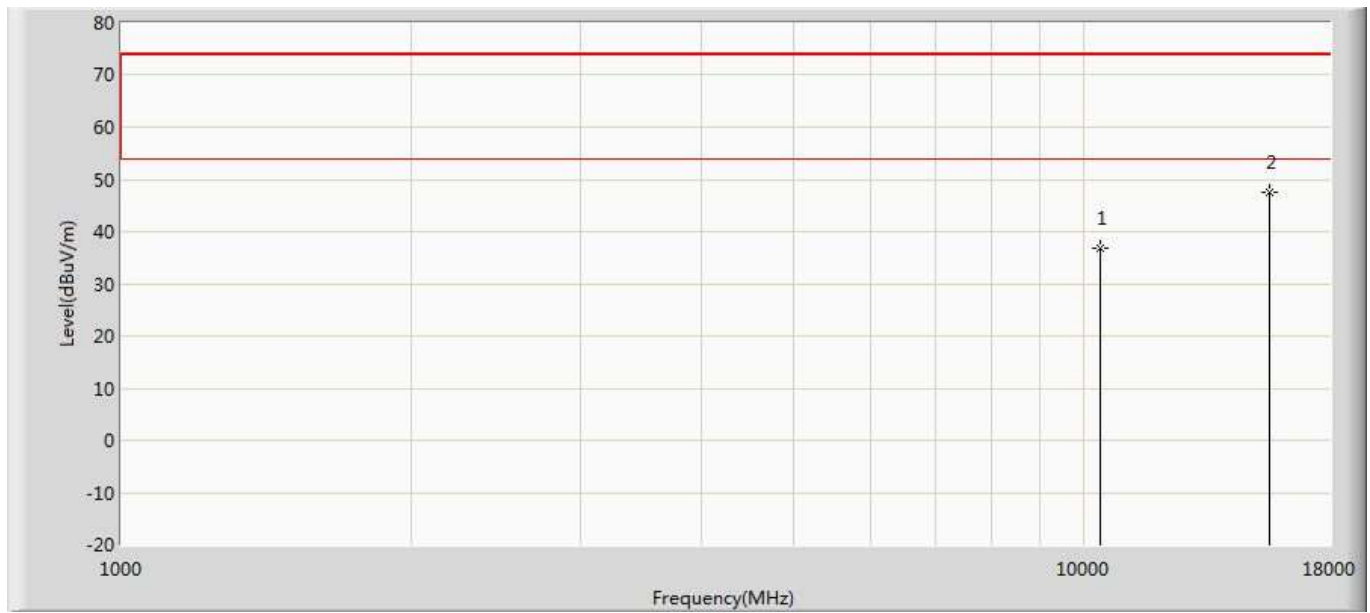
Profile: 2032034R	Page No.: 45
Engineer: Neil	
Site: AC5	Time: 2020/06/18 - 20:04
Limit: FCC_Part15.209_RE(3m)	Margin: 0
Probe: Horn_3117_00167055(1-18GHz)	Polarity: Vertical
EUT: Wireless Access Point	Power: AC 120V/60Hz
Note: Mode 4:Transmit at 5825MHz by 802.11ac(20MHz)	



No	Mark	Frequency (MHz)	Measure Level (dBuV/m)	Reading Level (dBuV)	Over Limit (dB)	Limit (dBuV/m)	Factor (dB)	Type
1		11650.000	40.545	26.655	-33.455	74.000	13.889	PK
2	*	17475.000	51.862	30.279	-22.138	74.000	21.583	PK

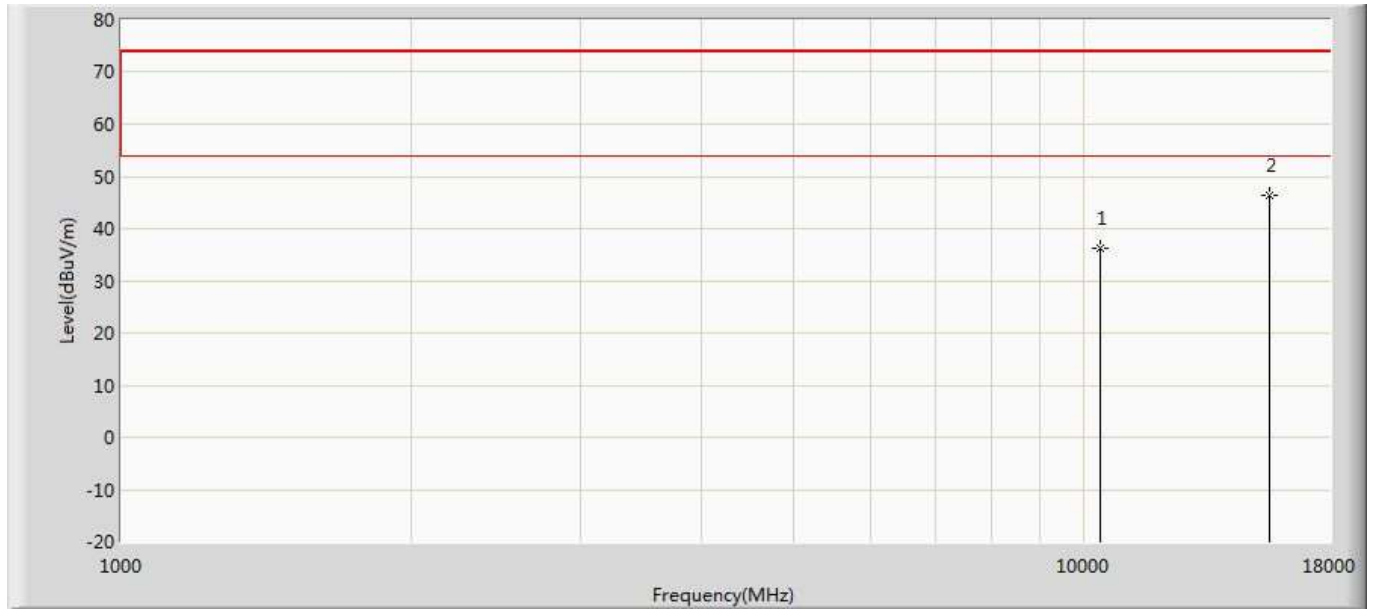


Profile: 2032034R	Page No.: 46
Engineer: Neil	
Site: AC5	Time: 2020/06/18 - 20:04
Limit: FCC_Part15.209_RE(3m)	Margin: 0
Probe: Horn_3117_00167055(1-18GHz)	Polarity: Horizontal
EUT: Wireless Access Point	Power: AC 120V/60Hz
Note: Mode 5:Transmit at 5190MHz by 802.11ac(40MHz)	



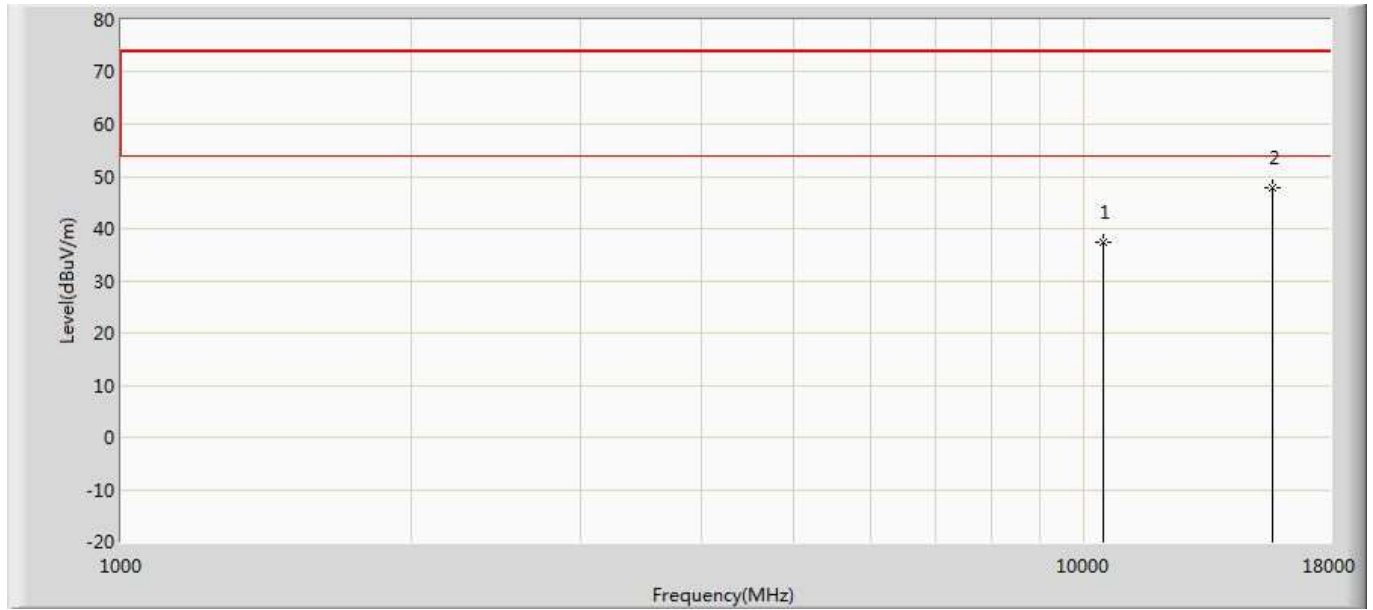
No	Mark	Frequency (MHz)	Measure Level (dBuV/m)	Reading Level (dBuV)	Over Limit (dB)	Limit (dBuV/m)	Factor (dB)	Type
1		10380.000	36.819	25.656	-37.181	74.000	11.163	PK
2	*	15570.000	47.426	30.397	-26.574	74.000	17.029	PK

Profile: 2032034R	Page No.: 47
Engineer: Neil	
Site: AC5	Time: 2020/06/18 - 20:05
Limit: FCC_Part15.209_RE(3m)	Margin: 0
Probe: Horn_3117_00167055(1-18GHz)	Polarity: Vertical
EUT: Wireless Access Point	Power: AC 120V/60Hz
Note: Mode 5:Transmit at 5190MHz by 802.11ac(40MHz)	



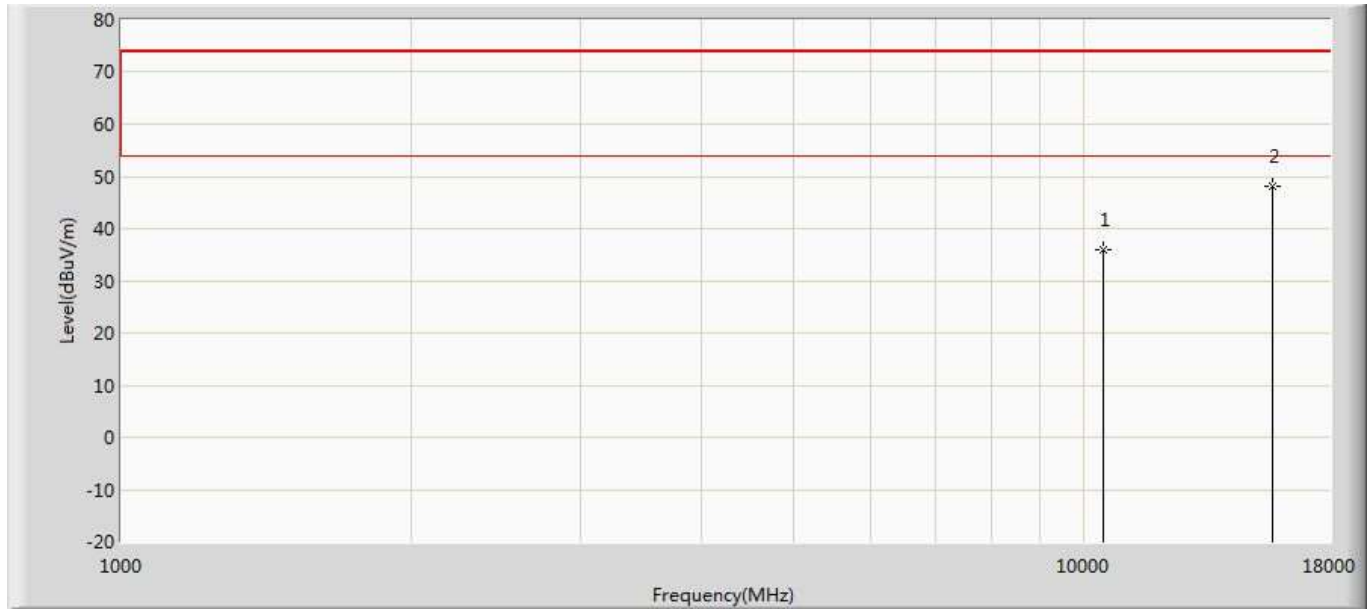
No	Mark	Frequency (MHz)	Measure Level (dBuV/m)	Reading Level (dBuV)	Over Limit (dB)	Limit (dBuV/m)	Factor (dB)	Type
1		10380.000	36.356	25.193	-37.644	74.000	11.163	PK
2	*	15570.000	46.480	29.451	-27.520	74.000	17.029	PK

Profile: 2032034R	Page No.: 48
Engineer: Neil	
Site: AC5	Time: 2020/06/18 - 20:05
Limit: FCC_Part15.209_RE(3m)	Margin: 0
Probe: Horn_3117_00167055(1-18GHz)	Polarity: Horizontal
EUT: Wireless Access Point	Power: AC 120V/60Hz
Note: Mode 5:Transmit at 5230MHz by 802.11ac(40MHz)	



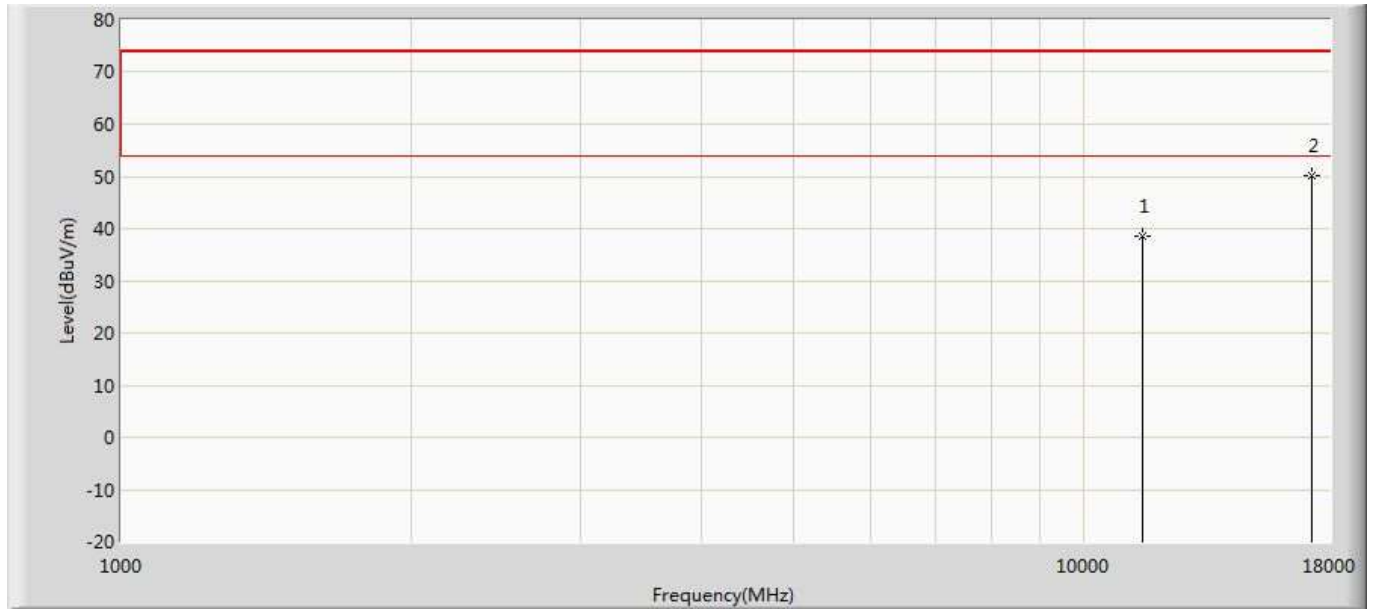
No	Mark	Frequency (MHz)	Measure Level (dBuV/m)	Reading Level (dBuV)	Over Limit (dB)	Limit (dBuV/m)	Factor (dB)	Type
1		10460.000	37.265	26.298	-36.735	74.000	10.967	PK
2	*	15690.000	47.770	29.194	-26.230	74.000	18.576	PK

Profile: 2032034R	Page No.: 49
Engineer: Neil	
Site: AC5	Time: 2020/06/18 - 20:05
Limit: FCC_Part15.209_RE(3m)	Margin: 0
Probe: Horn_3117_00167055(1-18GHz)	Polarity: Vertical
EUT: Wireless Access Point	Power: AC 120V/60Hz
Note: Mode 5:Transmit at 5230MHz by 802.11ac(40MHz)	



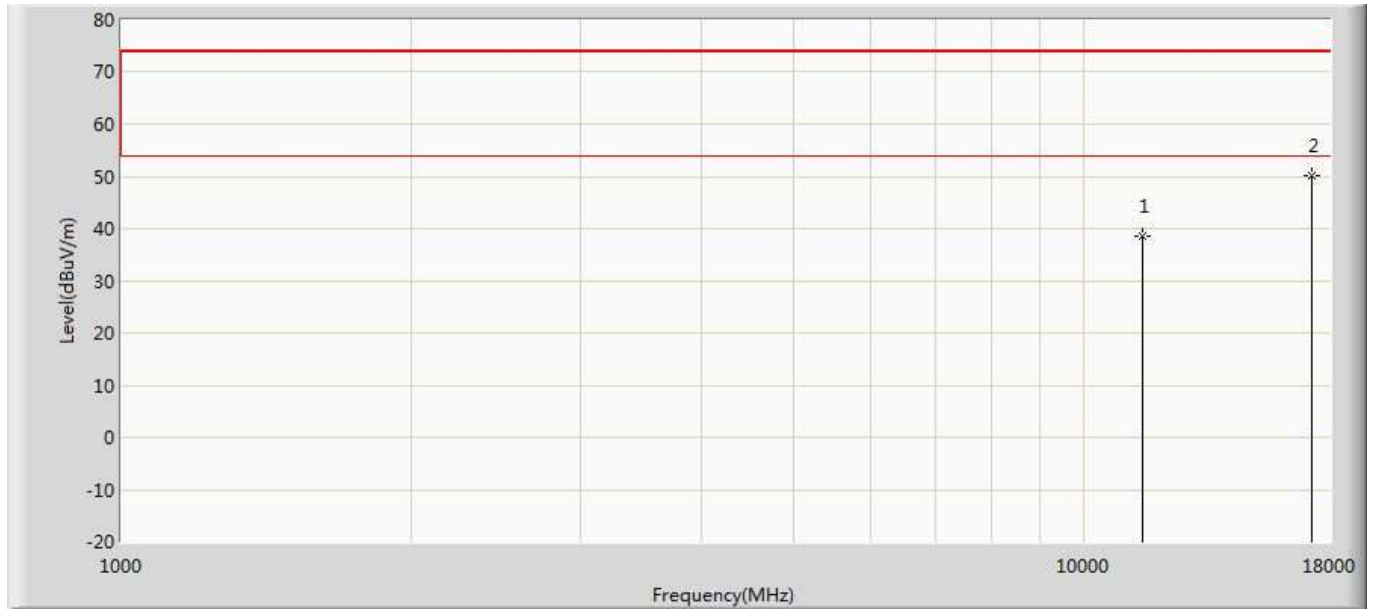
No	Mark	Frequency (MHz)	Measure Level (dBuV/m)	Reading Level (dBuV)	Over Limit (dB)	Limit (dBuV/m)	Factor (dB)	Type
1		10460.000	35.964	24.997	-38.036	74.000	10.967	PK
2	*	15690.000	48.214	29.638	-25.786	74.000	18.576	PK

Profile: 2032034R	Page No.: 50
Engineer: Neil	
Site: AC5	Time: 2020/06/18 - 20:06
Limit: FCC_Part15.209_RE(3m)	Margin: 0
Probe: Horn_3117_00167055(1-18GHz)	Polarity: Horizontal
EUT: Wireless Access Point	Power: AC 120V/60Hz
Note: Mode 5:Transmit at 5755MHz by 802.11ac(40MHz)	



No	Mark	Frequency (MHz)	Measure Level (dBuV/m)	Reading Level (dBuV)	Over Limit (dB)	Limit (dBuV/m)	Factor (dB)	Type
1		11510.000	38.638	25.587	-35.362	74.000	13.051	PK
2	*	17265.000	50.031	29.303	-23.969	74.000	20.728	PK

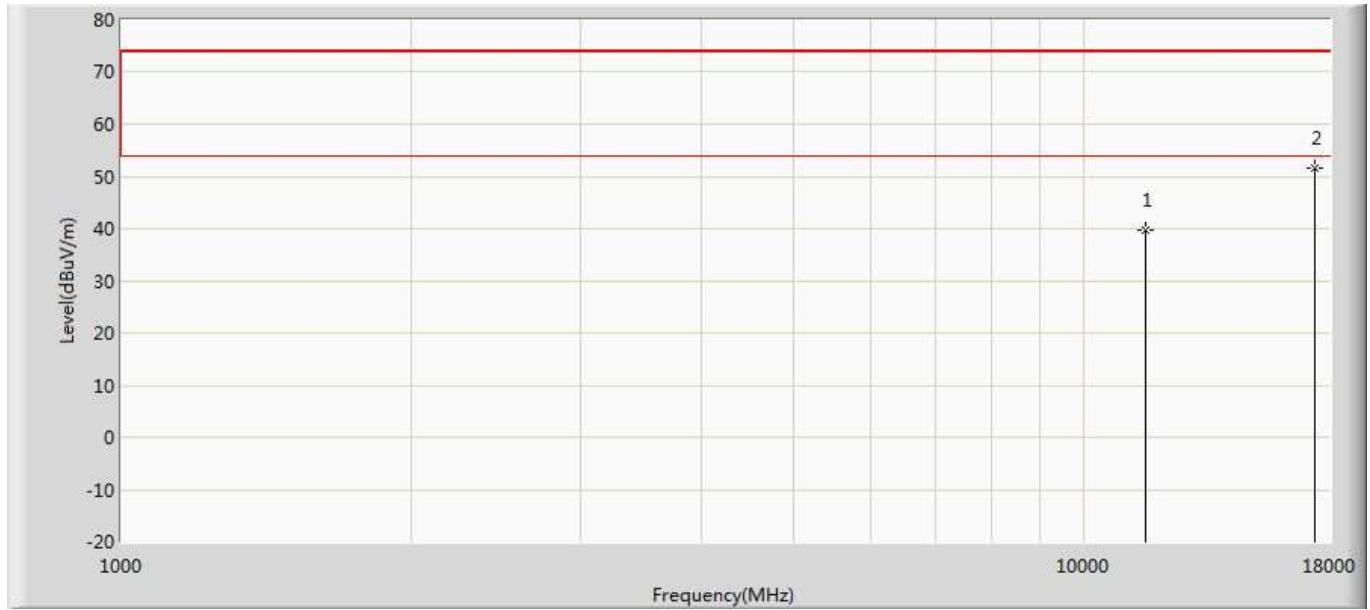
Profile: 2032034R	Page No.: 51
Engineer: Neil	
Site: AC5	Time: 2020/06/18 - 20:06
Limit: FCC_Part15.209_RE(3m)	Margin: 0
Probe: Horn_3117_00167055(1-18GHz)	Polarity: Vertical
EUT: Wireless Access Point	Power: AC 120V/60Hz
Note: Mode 5:Transmit at 5755MHz by 802.11ac(40MHz)	



No	Mark	Frequency (MHz)	Measure Level (dBuV/m)	Reading Level (dBuV)	Over Limit (dB)	Limit (dBuV/m)	Factor (dB)	Type
1		11510.000	38.497	25.446	-35.503	74.000	13.051	PK
2	*	17265.000	50.249	29.521	-23.751	74.000	20.728	PK

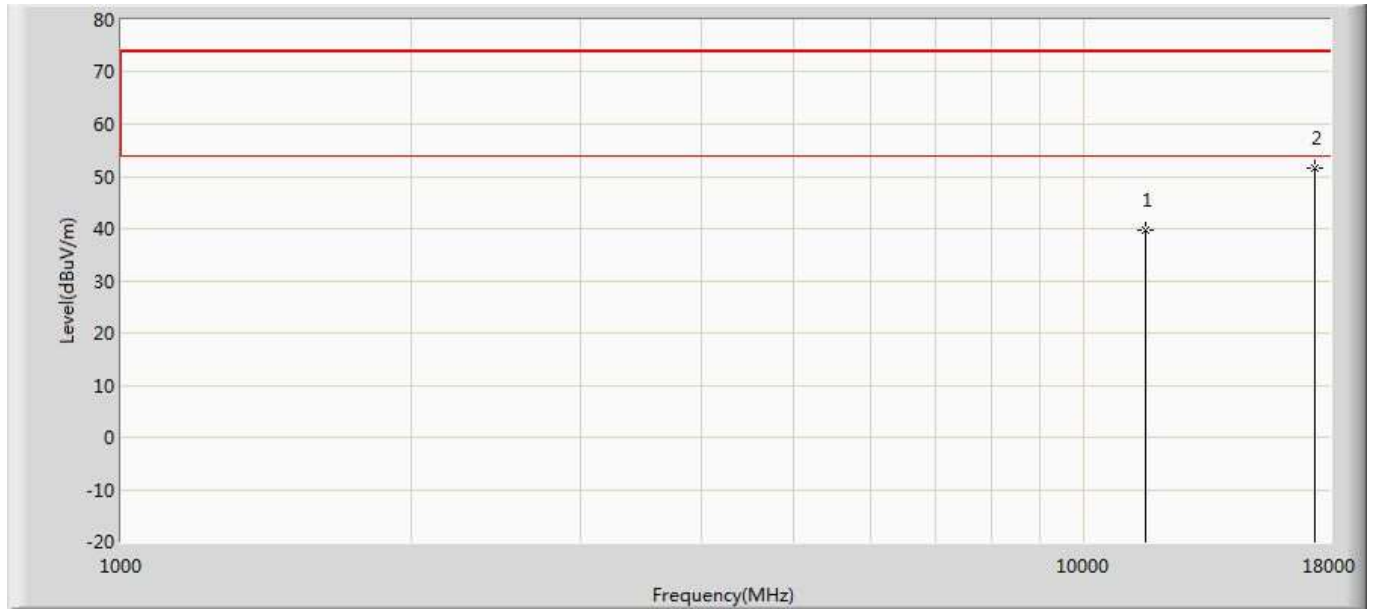


Profile: 2032034R	Page No.: 52
Engineer: Neil	
Site: AC5	Time: 2020/06/18 - 20:06
Limit: FCC_Part15.209_RE(3m)	Margin: 0
Probe: Horn_3117_00167055(1-18GHz)	Polarity: Horizontal
EUT: Wireless Access Point	Power: AC 120V/60Hz
Note: Mode 5:Transmit at 5795MHz by 802.11ac(40MHz)	



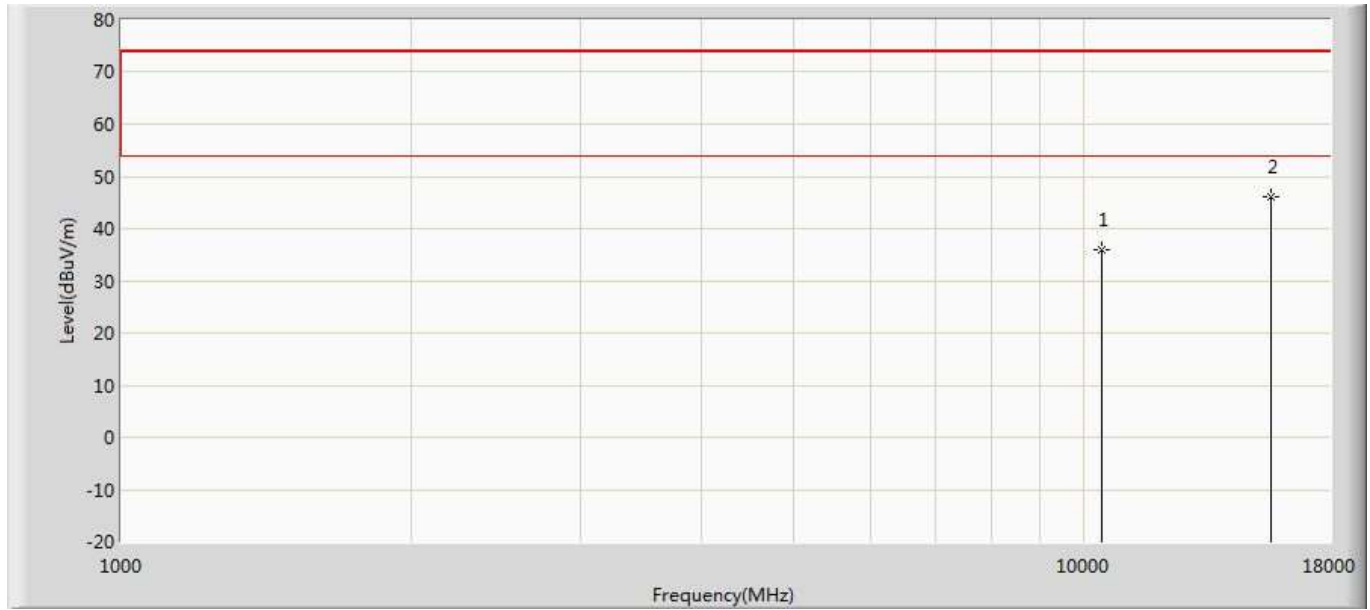
No	Mark	Frequency (MHz)	Measure Level (dBuV/m)	Reading Level (dBuV)	Over Limit (dB)	Limit (dBuV/m)	Factor (dB)	Type
1		11590.000	39.745	26.422	-34.255	74.000	13.324	PK
2	*	17385.000	51.498	29.323	-22.502	74.000	22.175	PK

Profile: 2032034R	Page No.: 53
Engineer: Neil	
Site: AC5	Time: 2020/06/18 - 20:06
Limit: FCC_Part15.209_RE(3m)	Margin: 0
Probe: Horn_3117_00167055(1-18GHz)	Polarity: Vertical
EUT: Wireless Access Point	Power: AC 120V/60Hz
Note: Mode 5:Transmit at 5795MHz by 802.11ac(40MHz)	



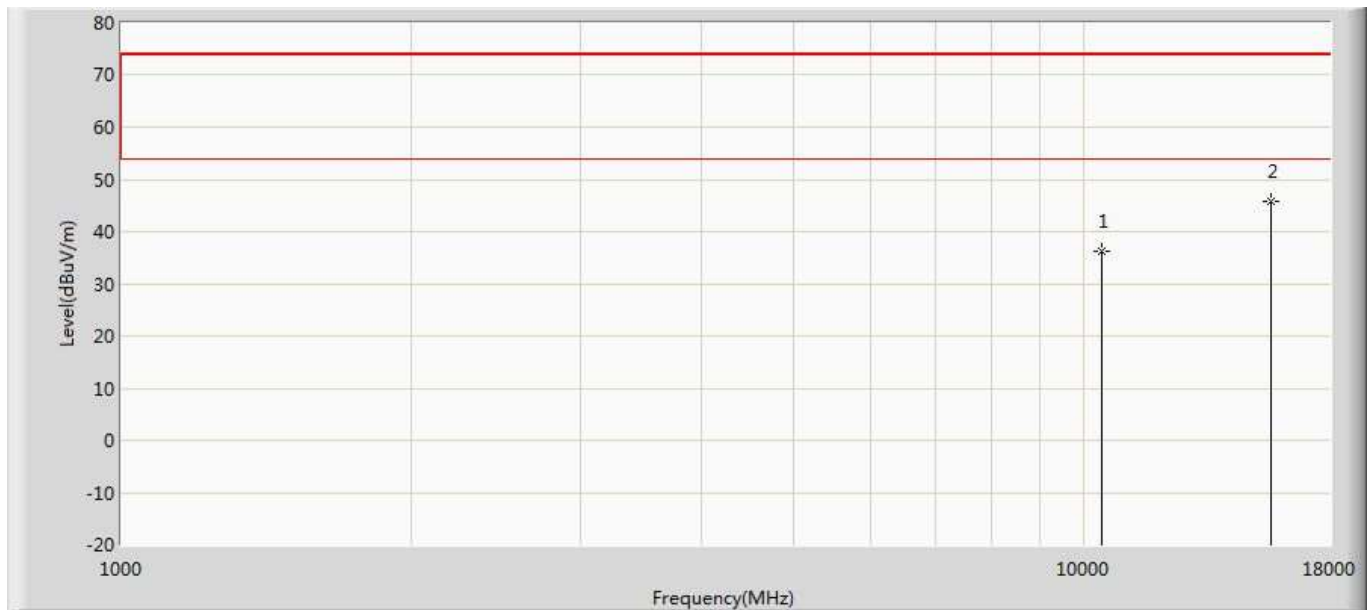
No	Mark	Frequency (MHz)	Measure Level (dBuV/m)	Reading Level (dBuV)	Over Limit (dB)	Limit (dBuV/m)	Factor (dB)	Type
1		11590.000	39.715	26.392	-34.285	74.000	13.324	PK
2	*	17385.000	51.511	29.336	-22.489	74.000	22.175	PK

Profile: 2032034R	Page No.: 54
Engineer: Neil	
Site: AC5	Time: 2020/06/18 - 20:07
Limit: FCC_Part15.209_RE(3m)	Margin: 0
Probe: Horn_3117_00167055(1-18GHz)	Polarity: Horizontal
EUT: Wireless Access Point	Power: AC 120V/60Hz
Note: Mode 6:Transmit at 5210MHz by 802.11ac(80MHz)	



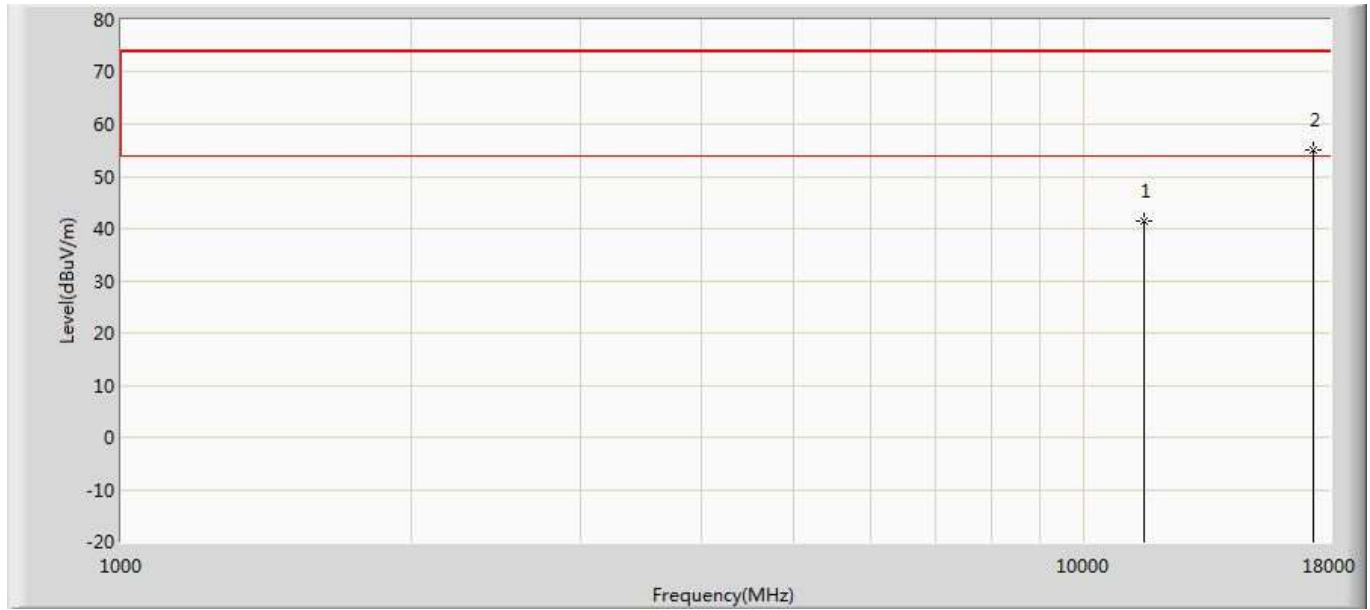
No	Mark	Frequency (MHz)	Measure Level (dBuV/m)	Reading Level (dBuV)	Over Limit (dB)	Limit (dBuV/m)	Factor (dB)	Type
1		10420.000	35.853	25.209	-38.147	74.000	10.645	PK
2	*	15630.000	46.092	29.750	-27.908	74.000	16.342	PK

Profile: 2032034R	Page No.: 55
Engineer: Neil	
Site: AC5	Time: 2020/06/18 - 20:07
Limit: FCC_Part15.209_RE(3m)	Margin: 0
Probe: Horn_3117_00167055(1-18GHz)	Polarity: Vertical
EUT: Wireless Access Point	Power: AC 120V/60Hz
Note: Mode 6:Transmit at 5210MHz by 802.11ac(80MHz)	



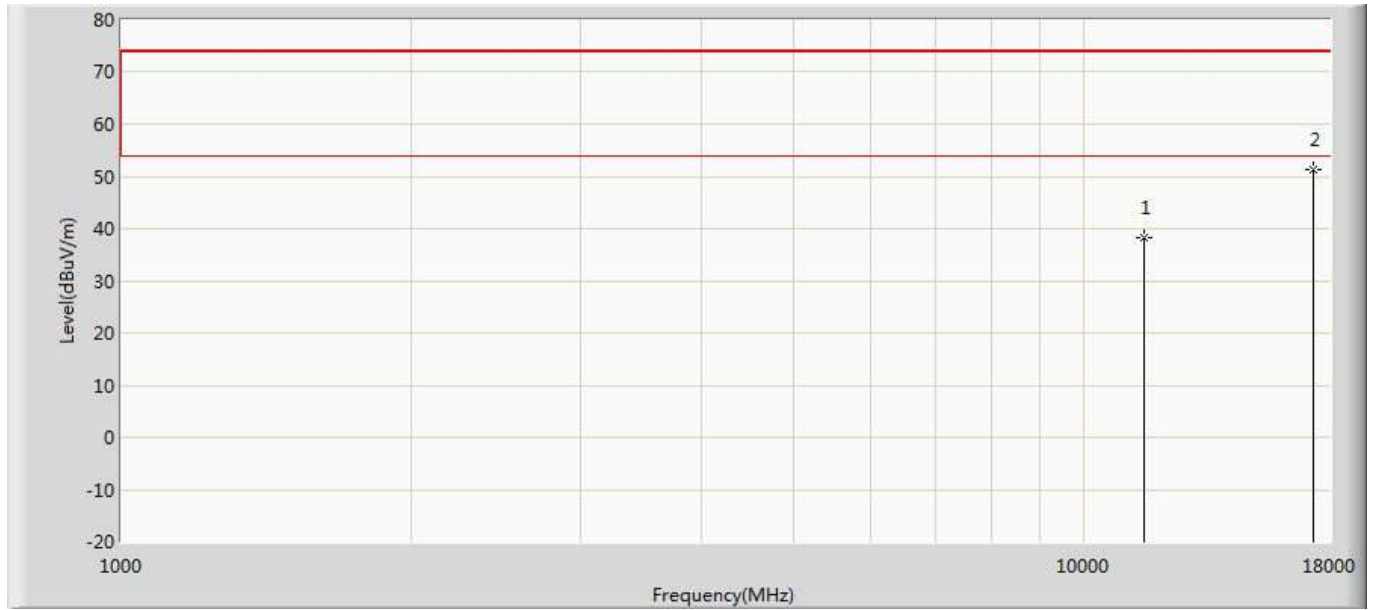
No	Mark	Frequency (MHz)	Measure Level (dBuV/m)	Reading Level (dBuV)	Over Limit (dB)	Limit (dBuV/m)	Factor (dB)	Type
1		10420.000	36.250	25.606	-37.750	74.000	10.645	PK
2	*	15630.000	45.877	29.535	-28.123	74.000	16.342	PK

Profile: 2032034R	Page No.: 162
Engineer: Neil	
Site: AC5	Time: 2020/06/18 - 20:52
Limit: FCC_Part15.209_RE(3m)	Margin: 0
Probe: Horn_3117_00167055(1-18GHz)	Polarity: Horizontal
EUT: Wireless Access Point	Power: AC 120V/60Hz
Note: Mode 6:Transmit at 5775MHz by 802.11ac(80MHz)	



No	Mark	Frequency (MHz)	Measure Level (dBuV/m)	Reading Level (dBuV)	Over Limit (dB)	Limit (dBuV/m)	Factor (dB)	Type
1		11550.000	41.377	28.104	-32.623	74.000	13.272	PK
2	*	17325.000	55.154	32.874	-18.846	74.000	22.280	PK

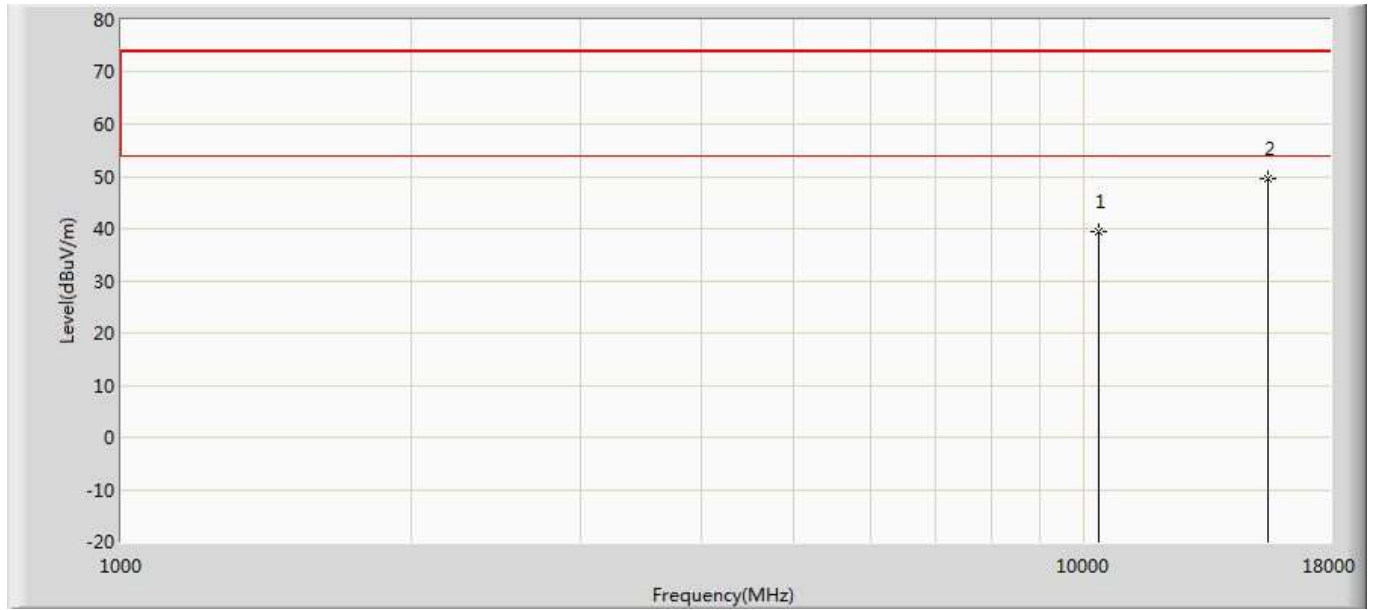
Profile: 2032034R	Page No.: 163
Engineer: Neil	
Site: AC5	Time: 2020/06/18 - 20:52
Limit: FCC_Part15.209_RE(3m)	Margin: 0
Probe: Horn_3117_00167055(1-18GHz)	Polarity: Vertical
EUT: Wireless Access Point	Power: AC 120V/60Hz
Note: Mode 6:Transmit at 5775MHz by 802.11ac(80MHz)	



No	Mark	Frequency (MHz)	Measure Level (dBuV/m)	Reading Level (dBuV)	Over Limit (dB)	Limit (dBuV/m)	Factor (dB)	Type
1		11550.000	38.274	25.001	-35.726	74.000	13.272	PK
2	*	17325.000	51.325	29.045	-22.675	74.000	22.280	PK

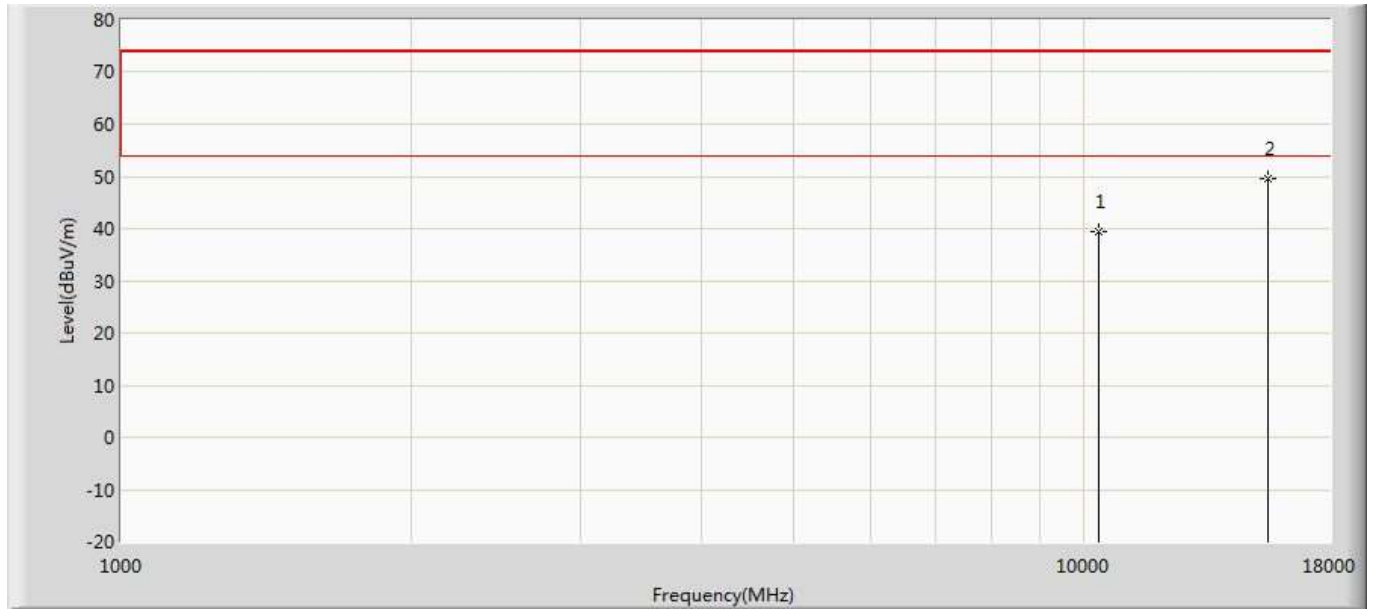


Profile: 2032034R	Page No.: 58
Engineer: Neil	
Site: AC5	Time: 2020/06/18 - 20:08
Limit: FCC_Part15.209_RE(3m)	Margin: 0
Probe: Horn_3117_00167055(1-18GHz)	Polarity: Horizontal
EUT: Wireless Access Point	Power: AC 120V/60Hz
Note: Mode 7:Transmit at 5180MHz by 802.11ax(20MHz)	



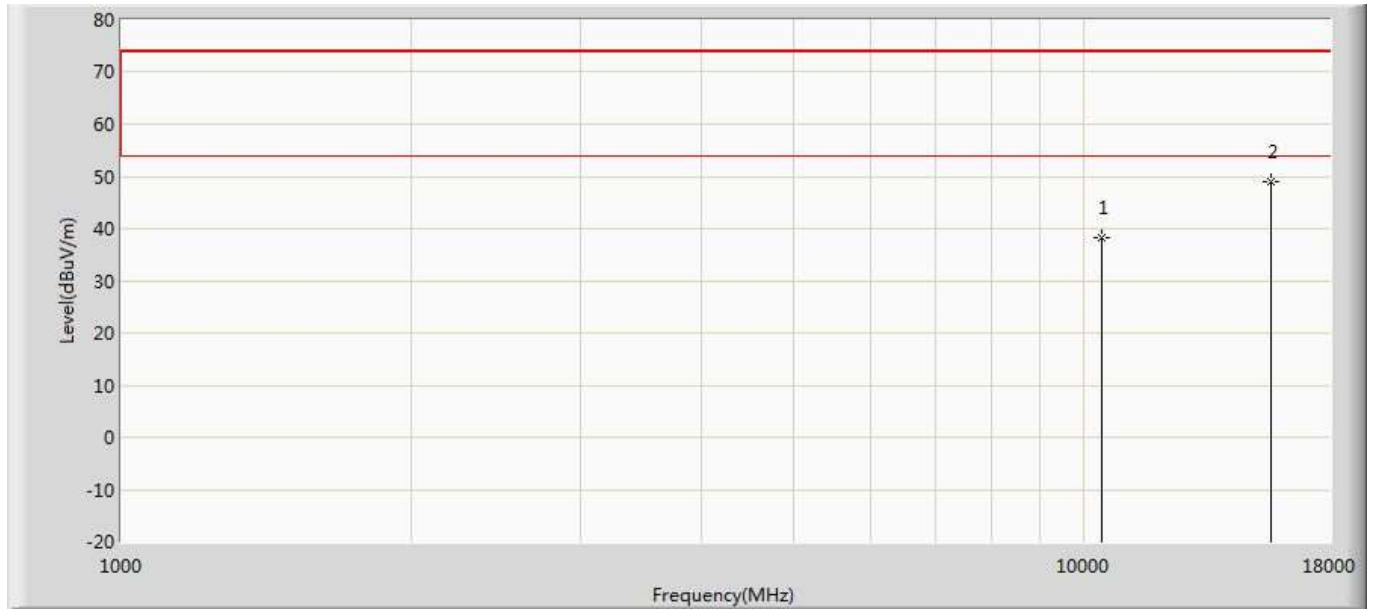
No	Mark	Frequency (MHz)	Measure Level (dBuV/m)	Reading Level (dBuV)	Over Limit (dB)	Limit (dBuV/m)	Factor (dB)	Type
1		10360.000	39.357	28.230	-34.643	74.000	11.126	PK
2	*	15540.000	49.612	31.724	-24.388	74.000	17.888	PK

Profile: 2032034R	Page No.: 59
Engineer: Neil	
Site: AC5	Time: 2020/06/18 - 20:08
Limit: FCC_Part15.209_RE(3m)	Margin: 0
Probe: Horn_3117_00167055(1-18GHz)	Polarity: Vertical
EUT: Wireless Access Point	Power: AC 120V/60Hz
Note: Mode 7: Transmit at 5180MHz by 802.11ax(20MHz)	



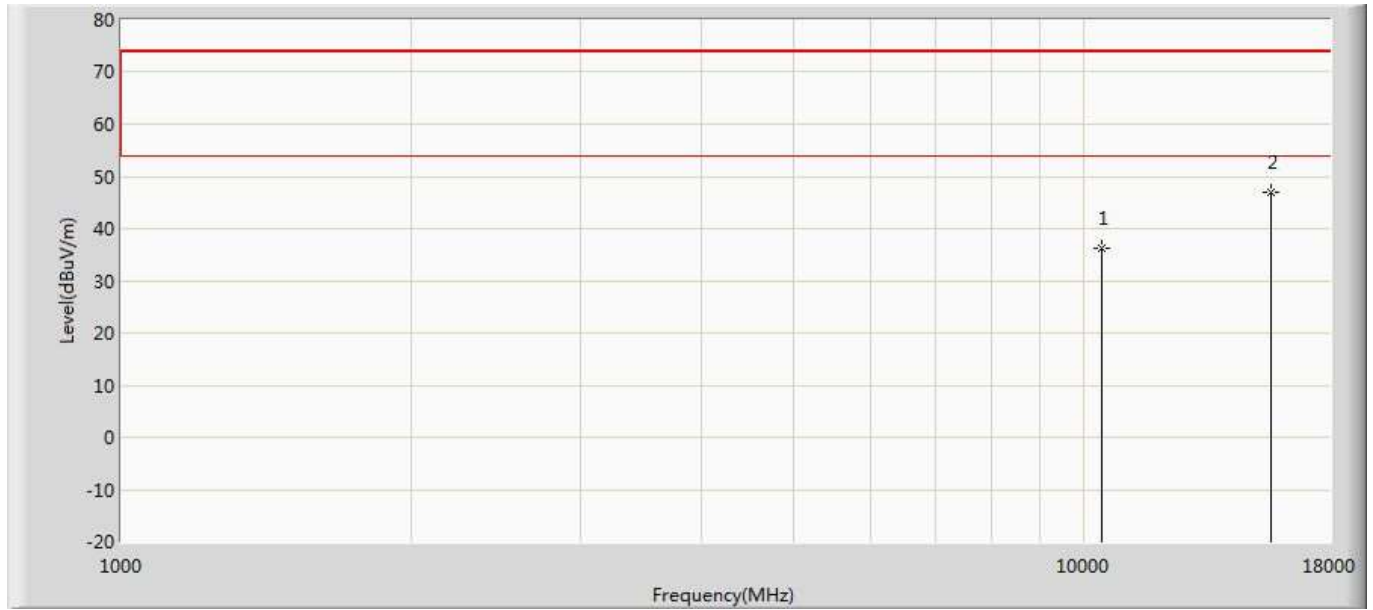
No	Mark	Frequency (MHz)	Measure Level (dBuV/m)	Reading Level (dBuV)	Over Limit (dB)	Limit (dBuV/m)	Factor (dB)	Type
1		10360.000	39.357	28.230	-34.643	74.000	11.126	PK
2	*	15540.000	49.612	31.724	-24.388	74.000	17.888	PK

Profile: 2032034R	Page No.: 60
Engineer: Neil	
Site: AC5	Time: 2020/06/18 - 20:08
Limit: FCC_Part15.209_RE(3m)	Margin: 0
Probe: Horn_3117_00167055(1-18GHz)	Polarity: Horizontal
EUT: Wireless Access Point	Power: AC 120V/60Hz
Note: Mode 7: Transmit at 5220MHz by 802.11ax(20MHz)	



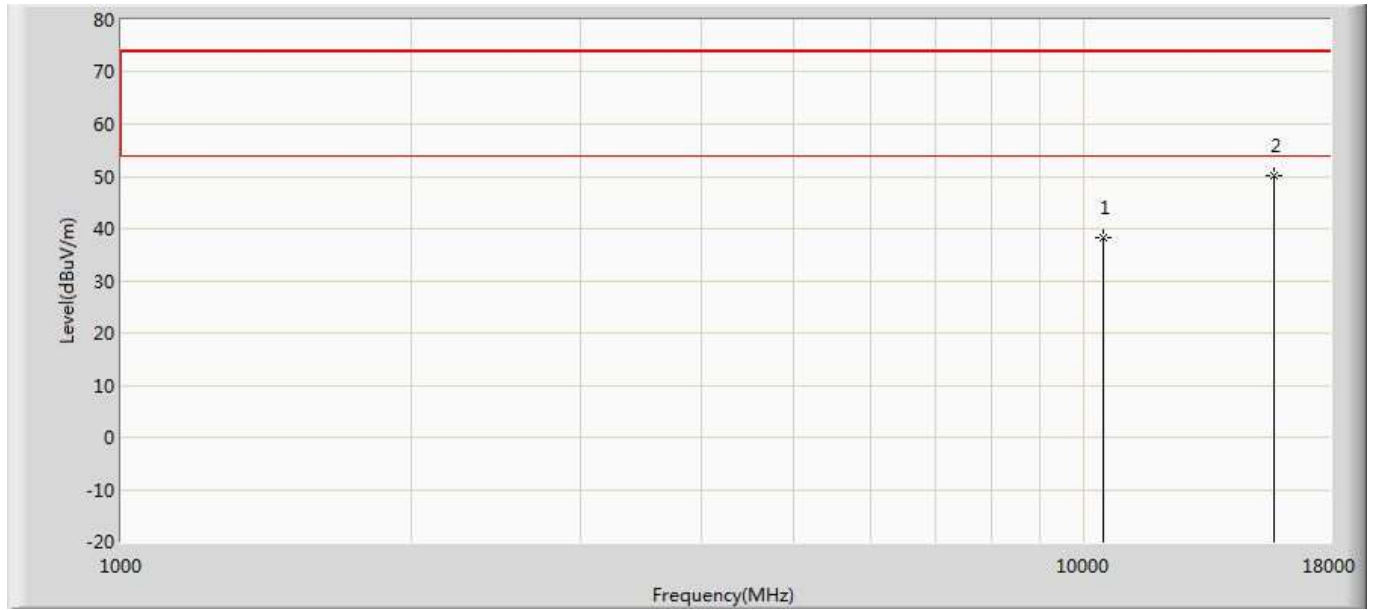
No	Mark	Frequency (MHz)	Measure Level (dBuV/m)	Reading Level (dBuV)	Over Limit (dB)	Limit (dBuV/m)	Factor (dB)	Type
1		10440.000	38.247	27.133	-35.753	74.000	11.114	PK
2	*	15660.000	49.004	31.871	-24.996	74.000	17.133	PK

Profile: 2032034R	Page No.: 61
Engineer: Neil	
Site: AC5	Time: 2020/06/18 - 20:09
Limit: FCC_Part15.209_RE(3m)	Margin: 0
Probe: Horn_3117_00167055(1-18GHz)	Polarity: Vertical
EUT: Wireless Access Point	Power: AC 120V/60Hz
Note: Mode 7:Transmit at 5220MHz by 802.11ax(20MHz)	



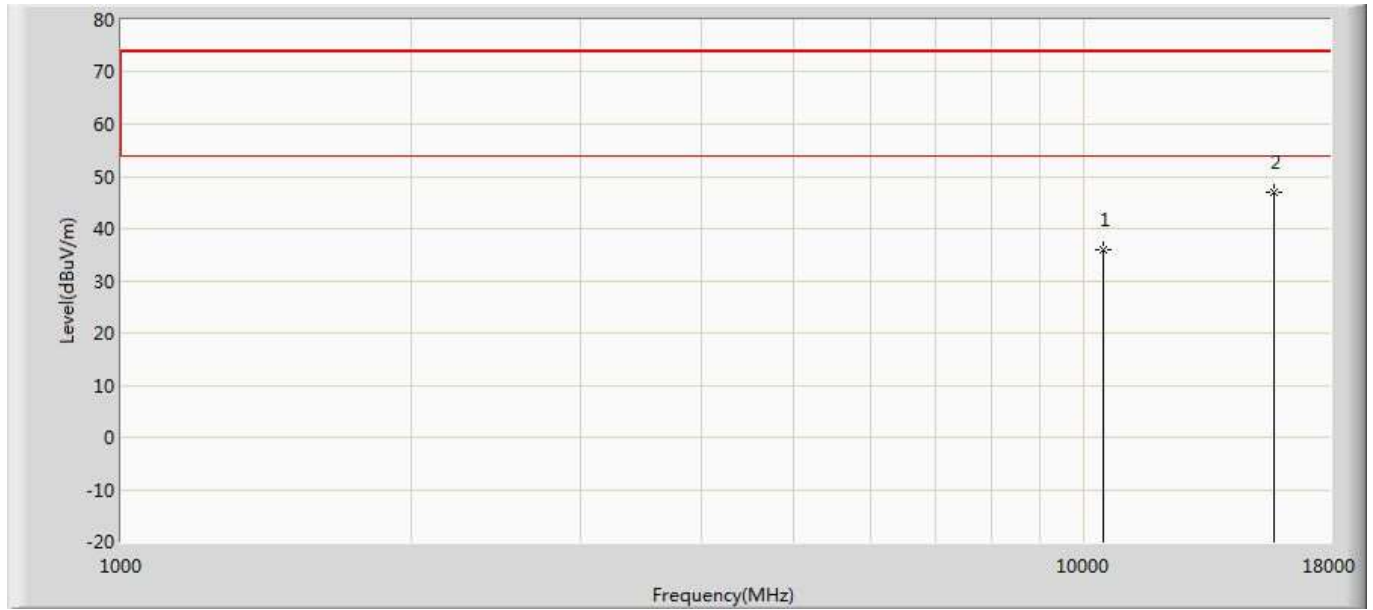
No	Mark	Frequency (MHz)	Measure Level (dBuV/m)	Reading Level (dBuV)	Over Limit (dB)	Limit (dBuV/m)	Factor (dB)	Type
1		10440.000	36.174	25.060	-37.826	74.000	11.114	PK
2	*	15660.000	46.937	29.804	-27.063	74.000	17.133	PK

Profile: 2032034R	Page No.: 62
Engineer: Neil	
Site: AC5	Time: 2020/06/18 - 20:09
Limit: FCC_Part15.209_RE(3m)	Margin: 0
Probe: Horn_3117_00167055(1-18GHz)	Polarity: Horizontal
EUT: Wireless Access Point	Power: AC 120V/60Hz
Note: Mode 7: Transmit at 5240MHz by 802.11ax(20MHz)	



No	Mark	Frequency (MHz)	Measure Level (dBuV/m)	Reading Level (dBuV)	Over Limit (dB)	Limit (dBuV/m)	Factor (dB)	Type
1		10480.000	38.116	27.216	-35.884	74.000	10.900	PK
2	*	15720.000	50.183	31.439	-23.817	74.000	18.744	PK

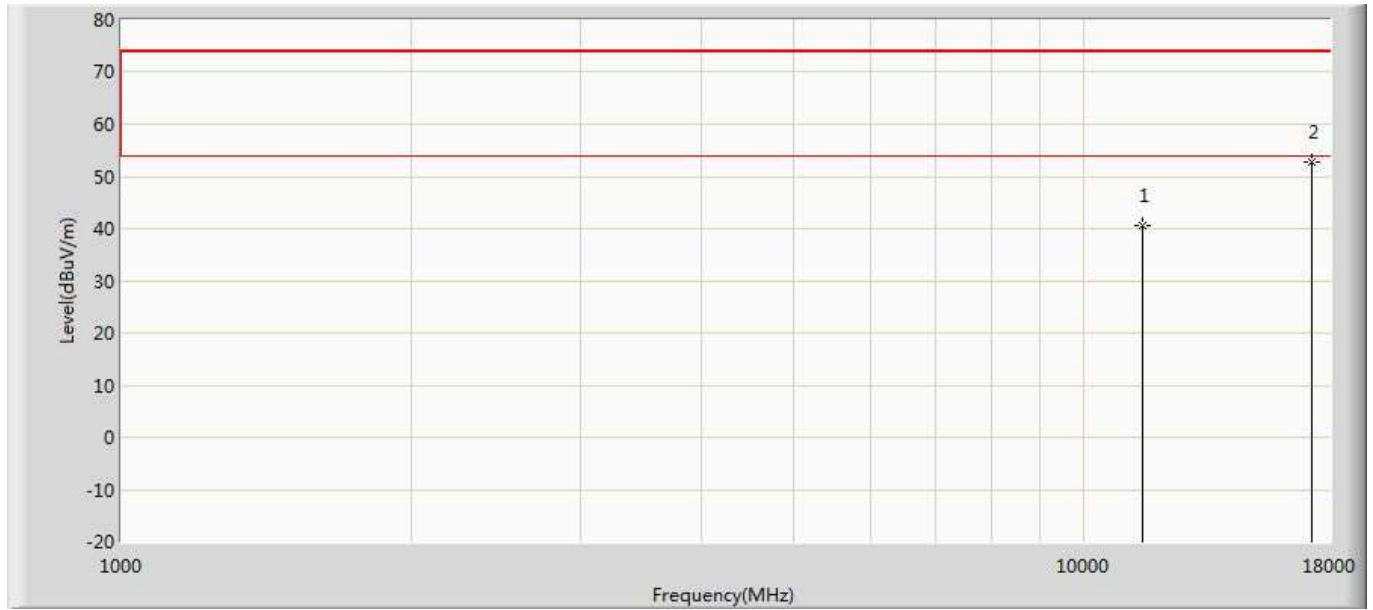
Profile: 2032034R	Page No.: 63
Engineer: Neil	
Site: AC5	Time: 2020/06/18 - 20:09
Limit: FCC_Part15.209_RE(3m)	Margin: 0
Probe: Horn_3117_00167055(1-18GHz)	Polarity: Vertical
EUT: Wireless Access Point	Power: AC 120V/60Hz
Note: Mode 7: Transmit at 5240MHz by 802.11ax(20MHz)	



No	Mark	Frequency (MHz)	Measure Level (dBuV/m)	Reading Level (dBuV)	Over Limit (dB)	Limit (dBuV/m)	Factor (dB)	Type
1		10480.000	35.941	25.041	-38.059	74.000	10.900	PK
2	*	15720.000	47.010	28.266	-26.990	74.000	18.744	PK

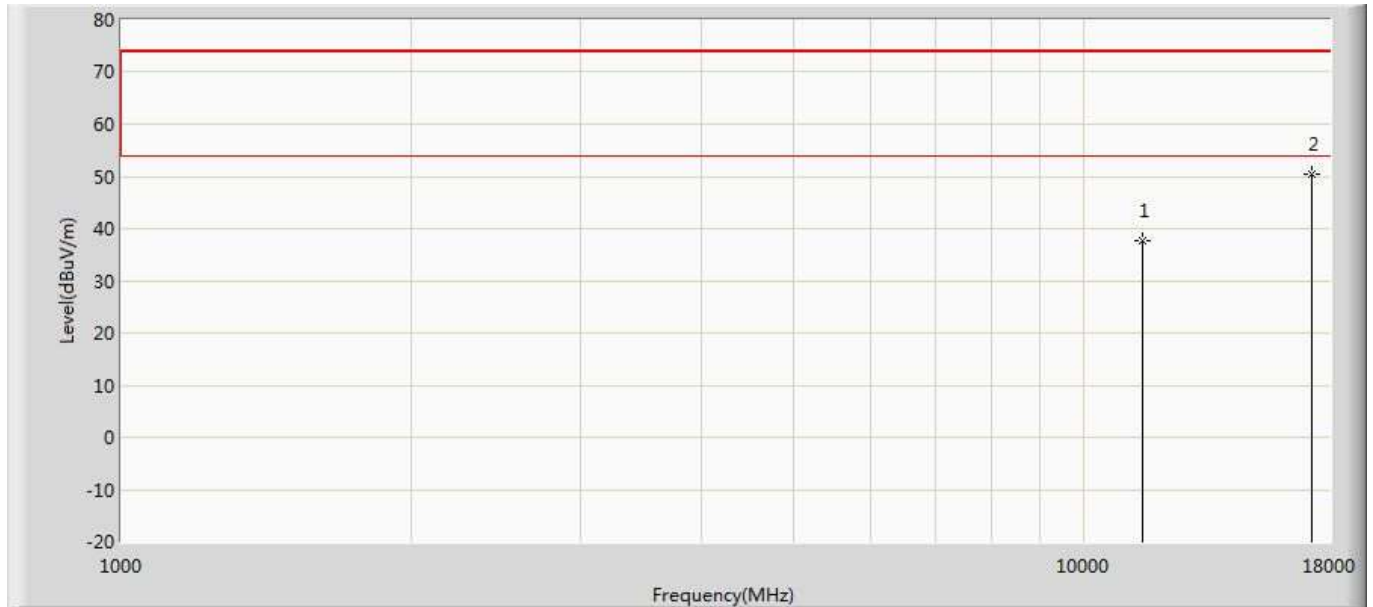


Profile: 2032034R	Page No.: 64
Engineer: Neil	
Site: AC5	Time: 2020/06/18 - 20:10
Limit: FCC_Part15.209_RE(3m)	Margin: 0
Probe: Horn_3117_00167055(1-18GHz)	Polarity: Horizontal
EUT: Wireless Access Point	Power: AC 120V/60Hz
Note: Mode 7:Transmit at 5745MHz by 802.11ax(20MHz)	



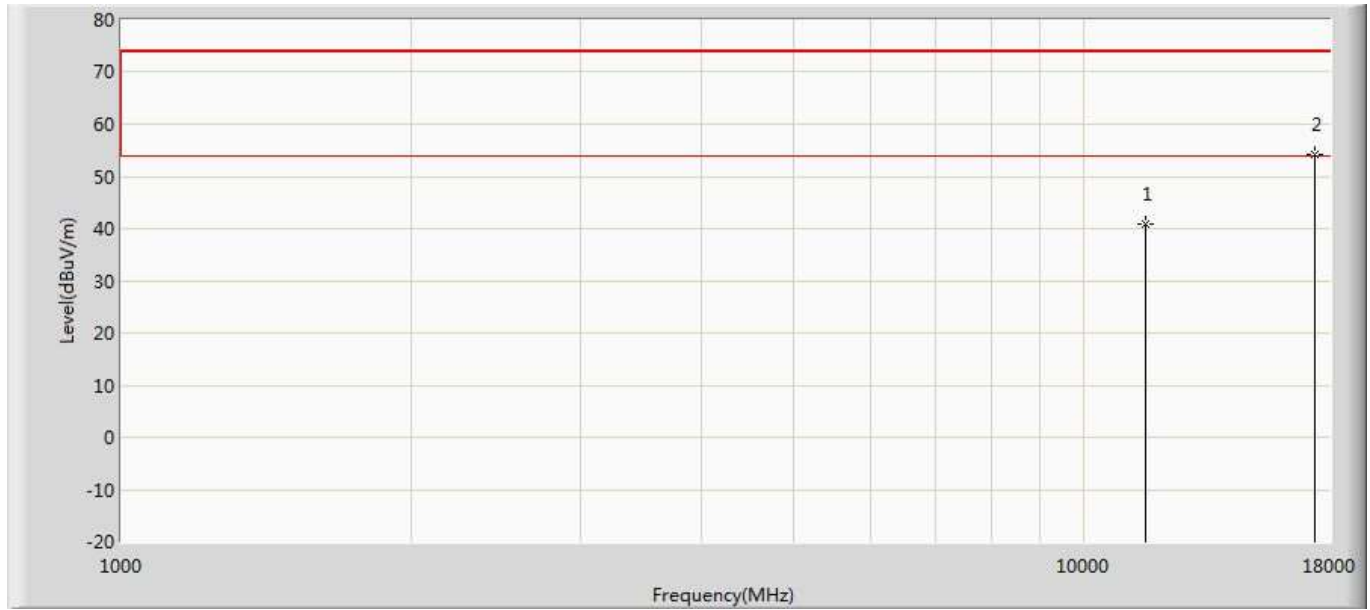
No	Mark	Frequency (MHz)	Measure Level (dBuV/m)	Reading Level (dBuV)	Over Limit (dB)	Limit (dBuV/m)	Factor (dB)	Type
1		11490.000	40.577	27.827	-33.423	74.000	12.751	PK
2	*	17235.000	52.785	32.559	-21.215	74.000	20.226	PK

Profile: 2032034R	Page No.: 65
Engineer: Neil	
Site: AC5	Time: 2020/06/18 - 20:10
Limit: FCC_Part15.209_RE(3m)	Margin: 0
Probe: Horn_3117_00167055(1-18GHz)	Polarity: Vertical
EUT: Wireless Access Point	Power: AC 120V/60Hz
Note: Mode 7: Transmit at 5745MHz by 802.11ax(20MHz)	



No	Mark	Frequency (MHz)	Measure Level (dBuV/m)	Reading Level (dBuV)	Over Limit (dB)	Limit (dBuV/m)	Factor (dB)	Type
1		11490.000	37.571	24.821	-36.429	74.000	12.751	PK
2	*	17235.000	50.304	30.078	-23.696	74.000	20.226	PK

Profile: 2032034R	Page No.: 66
Engineer: Neil	
Site: AC5	Time: 2020/06/18 - 20:10
Limit: FCC_Part15.209_RE(3m)	Margin: 0
Probe: Horn_3117_00167055(1-18GHz)	Polarity: Horizontal
EUT: Wireless Access Point	Power: AC 120V/60Hz
Note: Mode 7:Transmit at 5785MHz by 802.11ax(20MHz)	



No	Mark	Frequency (MHz)	Measure Level (dBuV/m)	Reading Level (dBuV)	Over Limit (dB)	Limit (dBuV/m)	Factor (dB)	Type
1		11570.000	40.992	27.836	-33.008	74.000	13.156	PK
2	*	17355.000	54.297	31.298	-19.703	74.000	22.998	PK