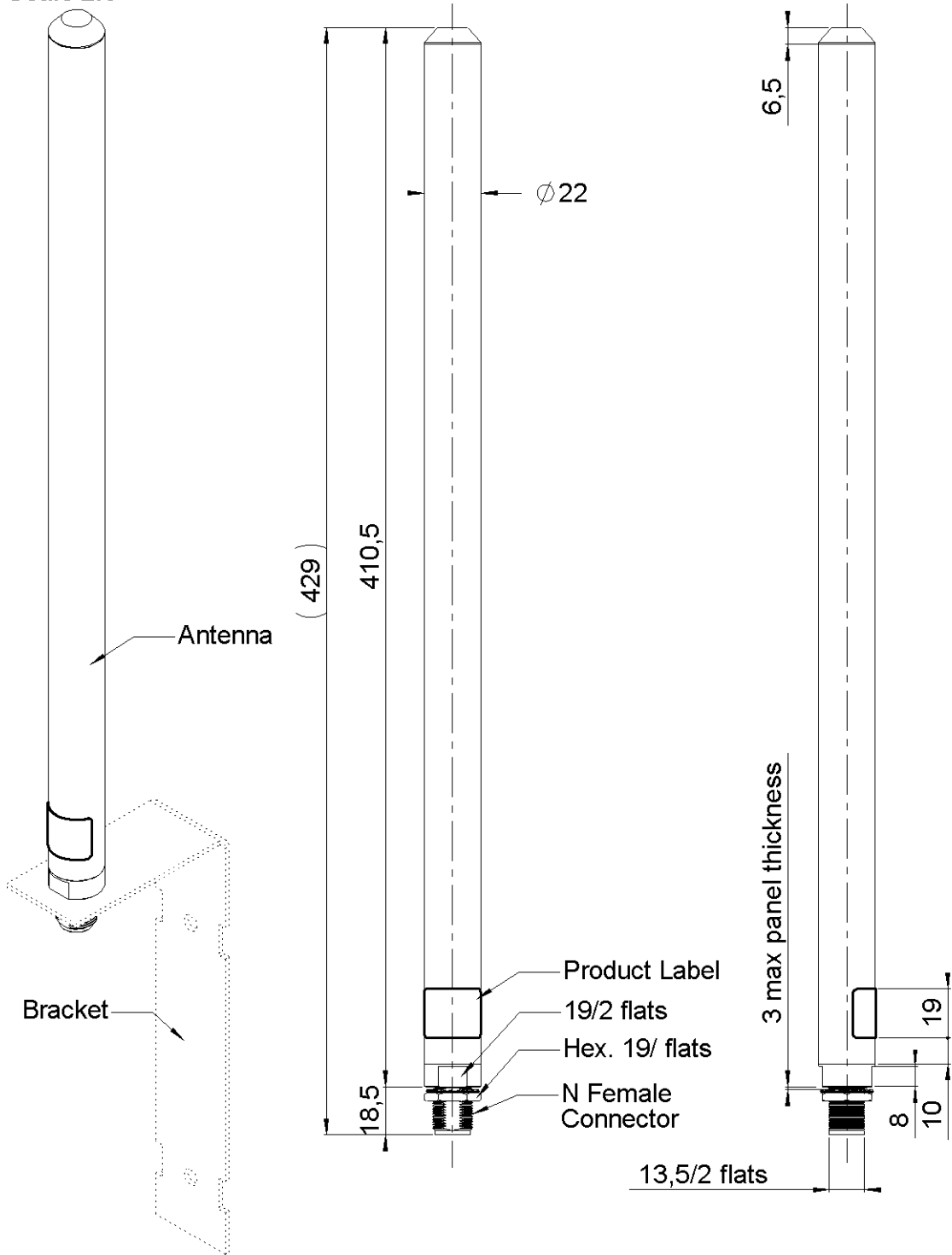


5.2 GHZ RADOME OMNI - 10DBI
OMNIDIRECTIONAL ANTENNA

R380.600.200

Series : ANTENNA

Scale 2:5



All dimensions are in mm



Issue : 0405 C

In the effort to improve our products, we reserve the right to make changes judged to be necessary.

**5.2 GHZ RADOME OMNI - 10DBI
OMNIDIRECTIONAL ANTENNA**

R380.600.200

Series : ANTENNA

ELECTRICAL CHARACTERISTICS

Frequency :	5.15-5.35 GHz
Nominal Impedance :	50 Ω
VSWR :	
Normal & Icing Conditions :	1.5 Max
Omni cut plane gain measurement over the frequency band .	
Average Gain :	10 dBi \pm 1 dB
Radiation Pattern :	
360°Omni-directional in the Horizontal Plane :	
Undulation Ratio in the Horizontal Plane :	2.4 dB (Typ)
-3 dB beamwidth in the Vertical Plane :	8.5 $^{\circ}$ \pm 0.5 $^{\circ}$
Cross Polarization level :	
Horizontal Plane :	>23 dB
Vertical Plane :	>23 dB
Electrical tilt across band :	0 $^{\circ}$
Polarization :	VERTICAL
Power withstanding :	20 W
DC Grounding :	YES
Connector type :	N Female (R161.311.330)

Issue : 0405 C

In the effort to improve our products, we reserve the right to make changes judged to be necessary.

RADIALL/LARSEN
antenna technologies

**5.2 GHZ RADOME OMNI - 10DBI
OMNIDIRECTIONAL ANTENNA**

R380.600.200

Series : ANTENNA

MECHANICAL CHARACTERISTICS

Plastic radome :	Acrylonitrile Styrene Acrylate (ASA) UL File-N°. E41871 (UL 94 – HB)
Color :	PANTONE COOL GRAY 1C
Ingress Protection :	IP 67
Weight :	139.000 g
Wind-loading in accordance with the ETS 300 019-1-4.1E:	190 Km/h
Overall length :	429 mm
Fixing system :	

The Radome Omni antenna can be mounted in a variety of ways.

Radiall/Larsen recommends using the following brackets :

- **FB2BRACKET (for end of mast or non-metallic wall mounting),**
- **FB3BRACKET (for mid mast or metallic wall mounting).**

For additional bracket options, please see the Radiall/Larsen Antenna SourceBook or the Radiall/Larsen web-site (www.radialllarsen.com).

All brackets are sold separately.

ENVIRONMENTAL CHARACTERISTICS

Transportation :	In accordance with the ETS 300-019-1-2 T2.3
Temperature :	
Stationary :	-40/+55 °C (1), (2)
Cyclic :	-40°C - +55°C Rate 0.5°C/min (3)
Humidity :	
Stationary :	93% @ 30° C (4)
Vibration :	
Sinusoidal :	± 3 mm / 10 m/s² (5)
Shocks :	250 m/s² (6)
Salt mist :	22 Hours 40°C 93% HR
	72 Hours 23°C 45-55% HR (7)
Drop test :	1 & 3 m (8)

Issue : 0405 C

In the effort to improve our products, we reserve the right to make changes judged to be necessary.

RADIALL/LARSEN
antenna technologies

**5.2 GHZ RADOME OMNI - 10DBI
OMNIDIRECTIONAL ANTENNA**

R380.600.200

Series : ANTENNA

TESTS ENVIRONMENTAL

Test report n° 2002-46-8549

- (1) Tests following IEC 68-2-1 Ad
Duration: 16 hours @ -40° C
- (2) Tests following IEC 68-2-2 Bd
Duration: 16 hours @ +55° C
- (3) Tests following IEC 68-2-14 Nb
temperature changing rate: 0.5°C/min
time at each temperature: 16 hours
6 cycles
- (4) Tests following IEC 68-2-3
Stationary : 93% @ +30° C during 21 days
- (5) Tests following IEC 68-2-6 Fc
5 to 9 Hz : 3mm peak, 9 to 200 Hz : 10 m/s²
variation : 1 Octave/min.
5 cycles 5-200-5 Hz on each of the 2 axes
- (6) Tests following IEC 68-2-29 Eb
Half sinus shocks, duration: 6 ms
500 bumps in each of the 3 axes
- (7) Tests following IEC 68-2-52 Kb
Salted solution atomized during 2 hours
Concentration : 5% / 6.5 < pH < 7.2 @ 20°C
Solution collected : 1 < v < 2mL/h
- (8) Tests following IEC 68-2-32 Ed
Height : 1 m and 3 m
2 Drops along 3 directions

Issue : 0405 C

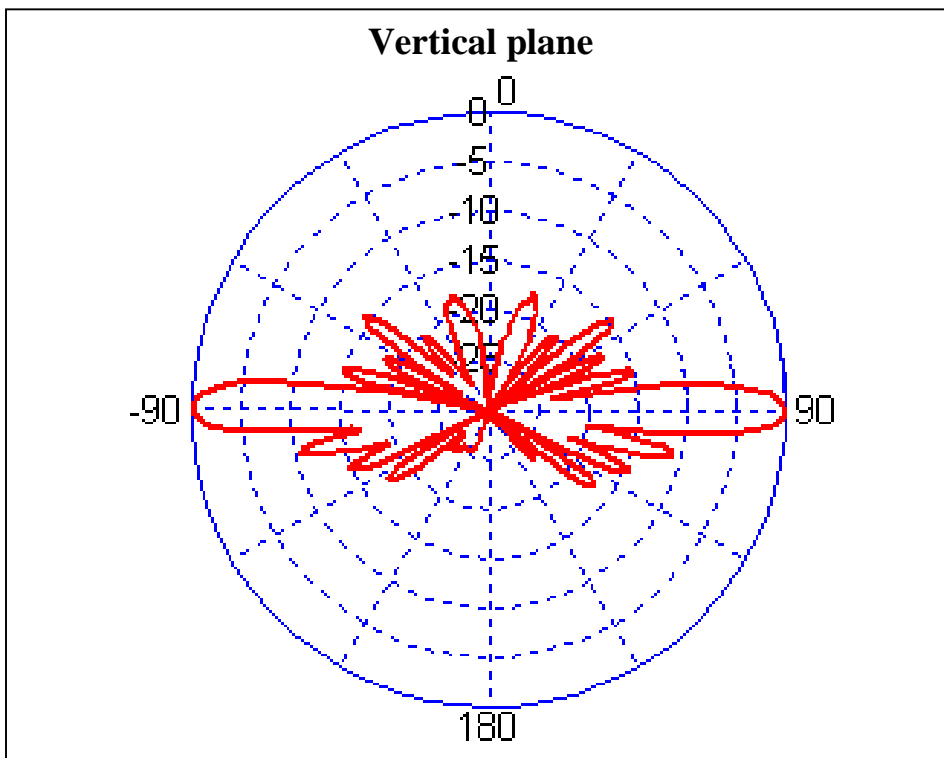
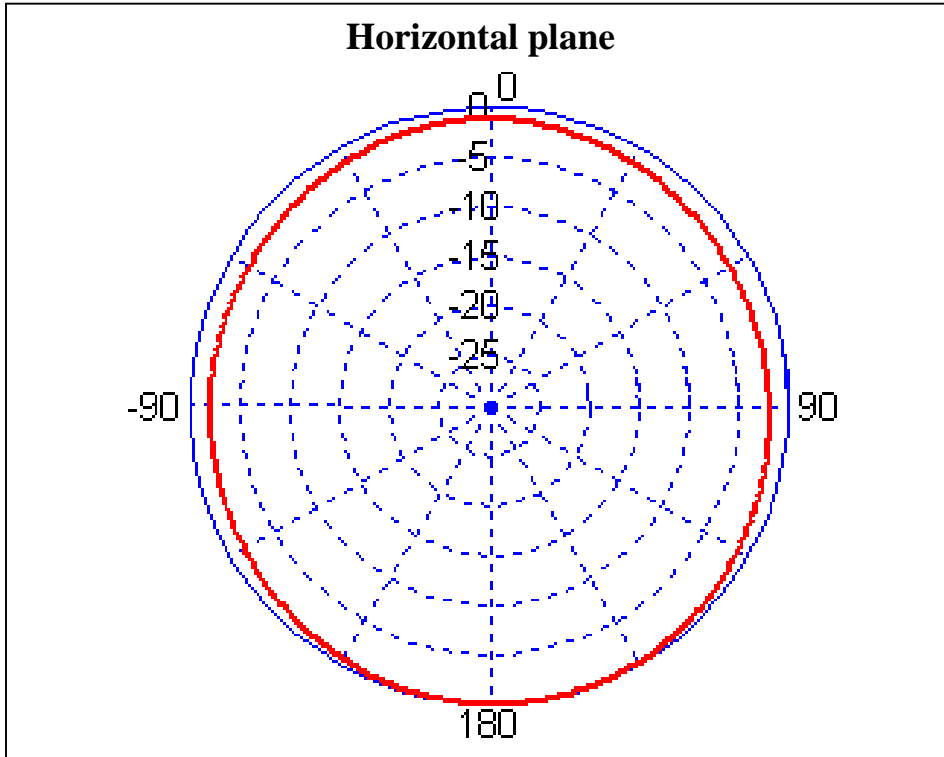
In the effort to improve our products, we reserve the right to make changes judged to be necessary.

5.2 GHZ RADOME OMNI - 10DBI
OMNIDIRECTIONAL ANTENNA

R380.600.200

Series : ANTENNA

CURVES



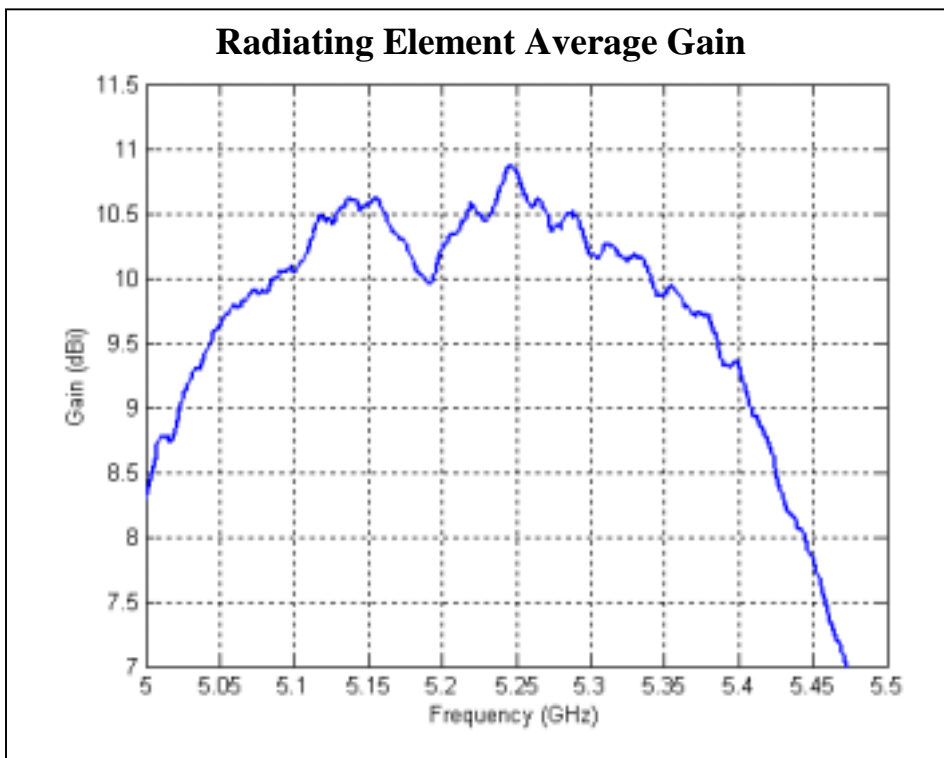
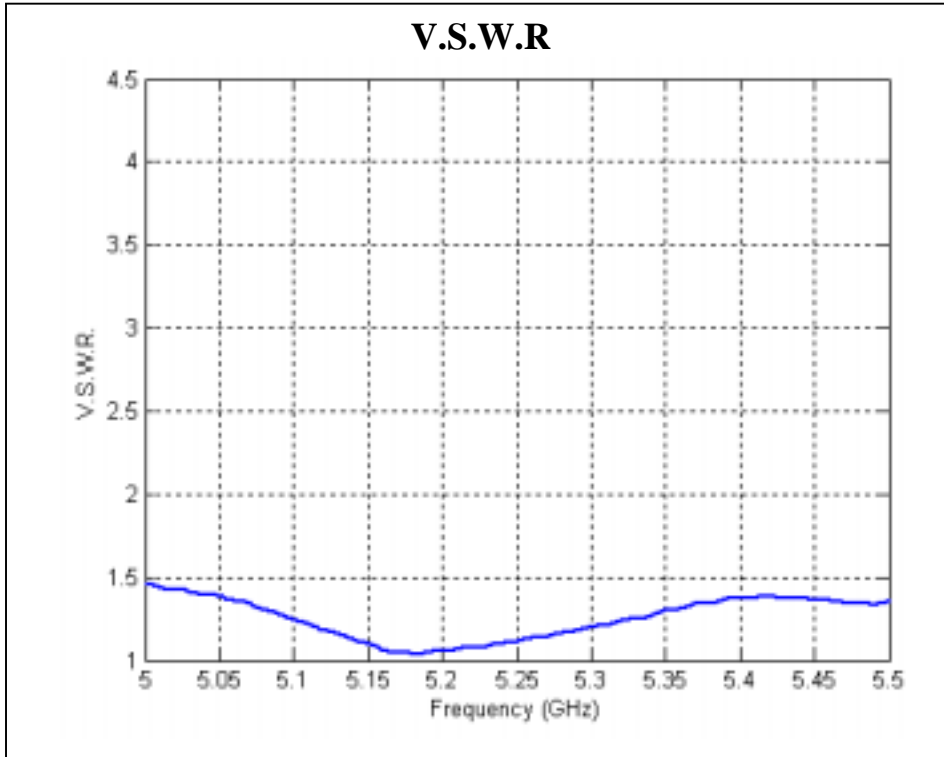
Issue : 0405 C

In the effort to improve our products, we reserve the right to make changes judged to be necessary.

5.2 GHZ RADOME OMNI - 10DBI
OMNIDIRECTIONAL ANTENNA

R380.600.200

Series : ANTENNA



Issue : 0405 C

In the effort to improve our products, we reserve the right to make changes judged to be necessary.