


## Appendix B. Test Photos

## 1. Photographs of AC Power Line Conducted Emissions Test Configuration

<For Mode 1 (Ant. 1)>:

FRONT VIEW



REAR VIEW



## 2. Photographs of Radiated Emissions Test Configuration

Test Configuration: 9kHz ~30MHz

FRONT VIEW




REAR VIEW





Test Configuration: 30MHz~1GHz  
<For Mode 1 (Ant. 1)>:

FRONT VIEW




REAR VIEW




Test Configuration: Above 1GHz

<For Mode 1 (Ant. 1)>:

FRONT VIEW




REAR VIEW





Test Configuration: Above 1GHz  
<For Mode 2 (Ant. 4)>:

FRONT VIEW




REAR VIEW



Test Configuration: Above 1GHz  
<For Mode 3 (Ant. 7)>:

FRONT VIEW



REAR VIEW




Test Configuration: Above 1GHz  
<For Mode 4 (Ant. 8)>:

FRONT VIEW



REAR VIEW





SIDE VIEW

