

1. Photographs of Conducted Emissions Test Configuration

Test Mode: Mode 3

FRONT VIEW




REAR VIEW



2. Photographs of Radiated Emissions Test Configuration

Test Configuration: 30MHz~1GHz / Test Mode: Mode 1

FRONT VIEW




REAR VIEW




Test Configuration: Above 1GHz

For Radiated Emission / Test Mode: Radio 1

FRONT VIEW




REAR VIEW




For Radiated Emission / Test Mode: Radio 2

FRONT VIEW




REAR VIEW




For Band Edge Emission:

Test Mode: Radio 1 / 1T1S, 2T2S, 4T1S, 4T4S Mode

FRONT VIEW




REAR VIEW




Test Mode: Radio 2 / 1T1S, 2T2S, 4T1S, 4T4S Mode

FRONT VIEW



REAR VIEW



————THE END————