


1. Photographs of Conducted Emissions Test Configuration

Test Mode: Mode 5

FRONT VIEW




REAR VIEW




2. Photographs of Radiated Emissions Test Configuration

Test Configuration: 30MHz~1GHz / Test Mode: Mode 6

FRONT VIEW




REAR VIEW




Test Configuration: Above 1GHz

For Radiated Emission:

FRONT VIEW




REAR VIEW




For Band Edge Emission:

Test Mode: 1T1S, 4T1S, 4T4S Mode

FRONT VIEW




REAR VIEW




Test Mode: 2T2S Mode

FRONT VIEW



REAR VIEW



————THE END————