



**For Non-beamforming / 2T2S mode  
Summary**

Mode	PD (dBm/RBW)
5.15-5.25GHz	-
802.11ax HEW160_Nss2,(MCS0)_2TX	-7.23
5.25-5.35GHz	-
802.11ax HEW20_Nss2,(MCS0)_2TX	9.43
802.11ax HEW40_Nss2,(MCS0)_2TX	4.99
802.11ax HEW80_Nss2,(MCS0)_2TX	-3.50
802.11ax HEW160_Nss2,(MCS0)_2TX	-7.15
5.47-5.725GHz	-
802.11ax HEW20_Nss2,(MCS0)_2TX	10.29
802.11ax HEW40_Nss2,(MCS0)_2TX	6.83
802.11ax HEW80_Nss2,(MCS0)_2TX	1.11
802.11ax HEW160_Nss2,(MCS0)_2TX	-6.66
5.725-5.85GHz	-
802.11ax HEW20_Nss2,(MCS0)_2TX	7.71
802.11ax HEW40_Nss2,(MCS0)_2TX	4.76
802.11ax HEW80_Nss2,(MCS0)_2TX	-1.45

RBW = 500kHz for 5.725-5.85GHz band / 1MHz for other band;



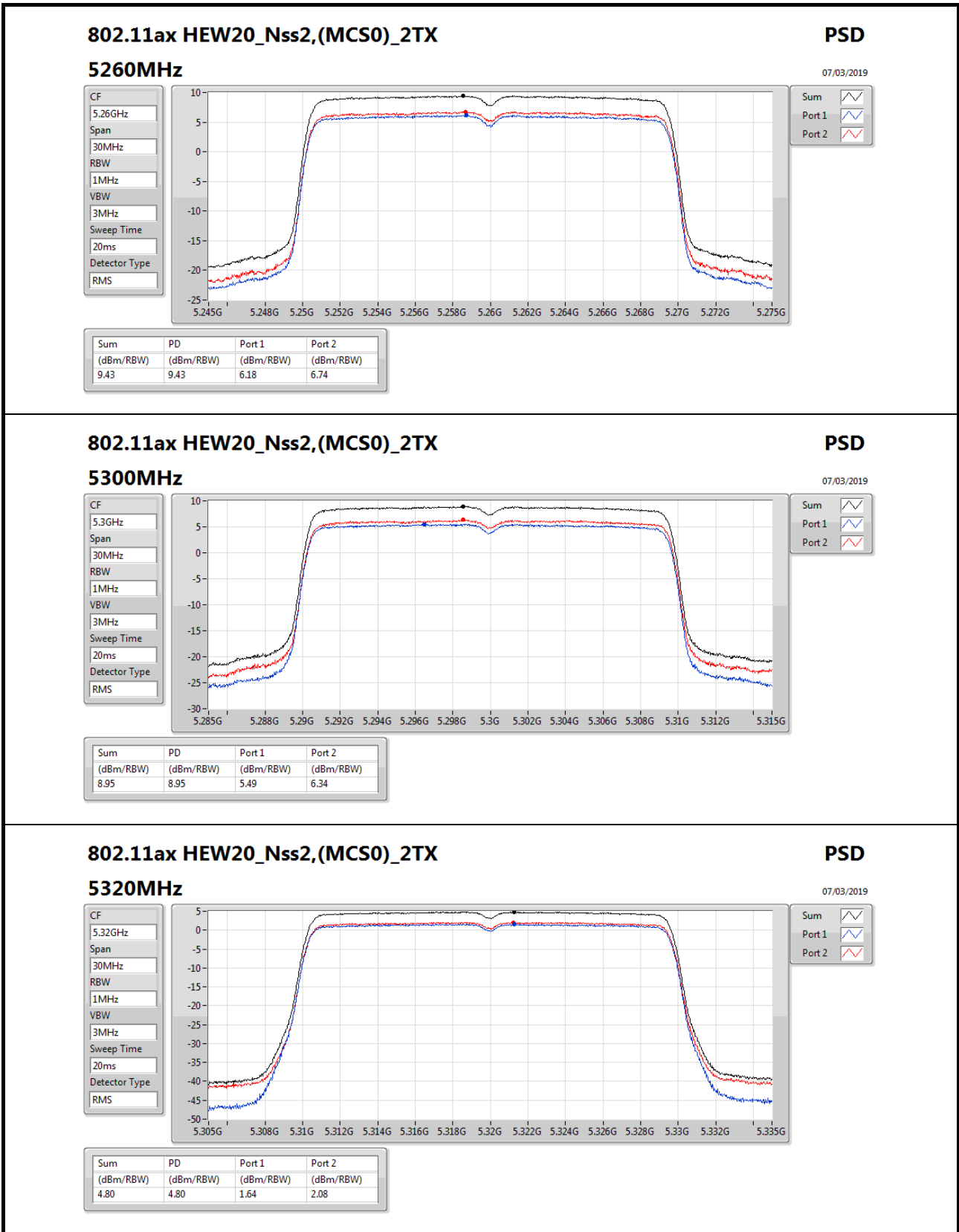
**PSD Result\_Radio 2**

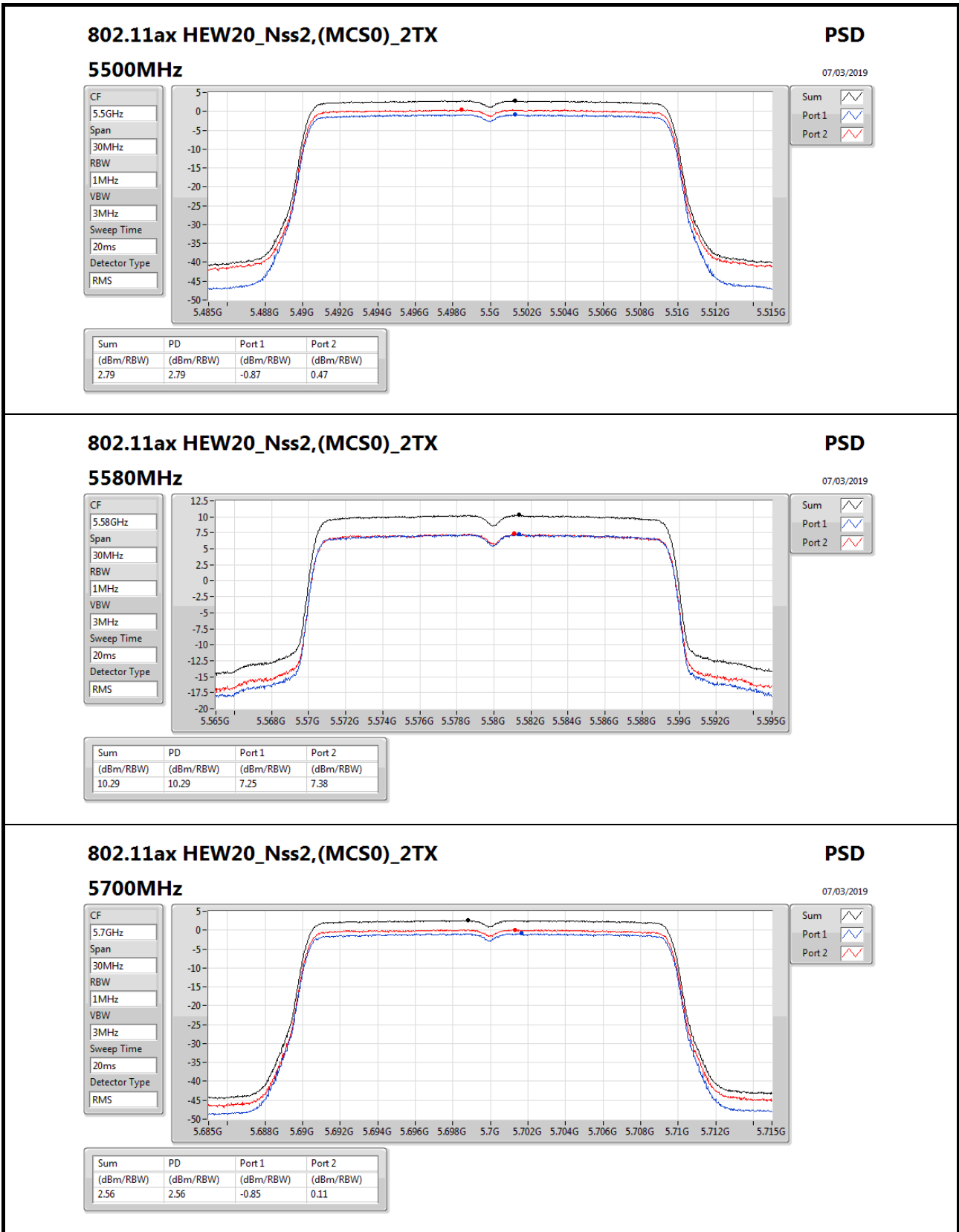
**Result**

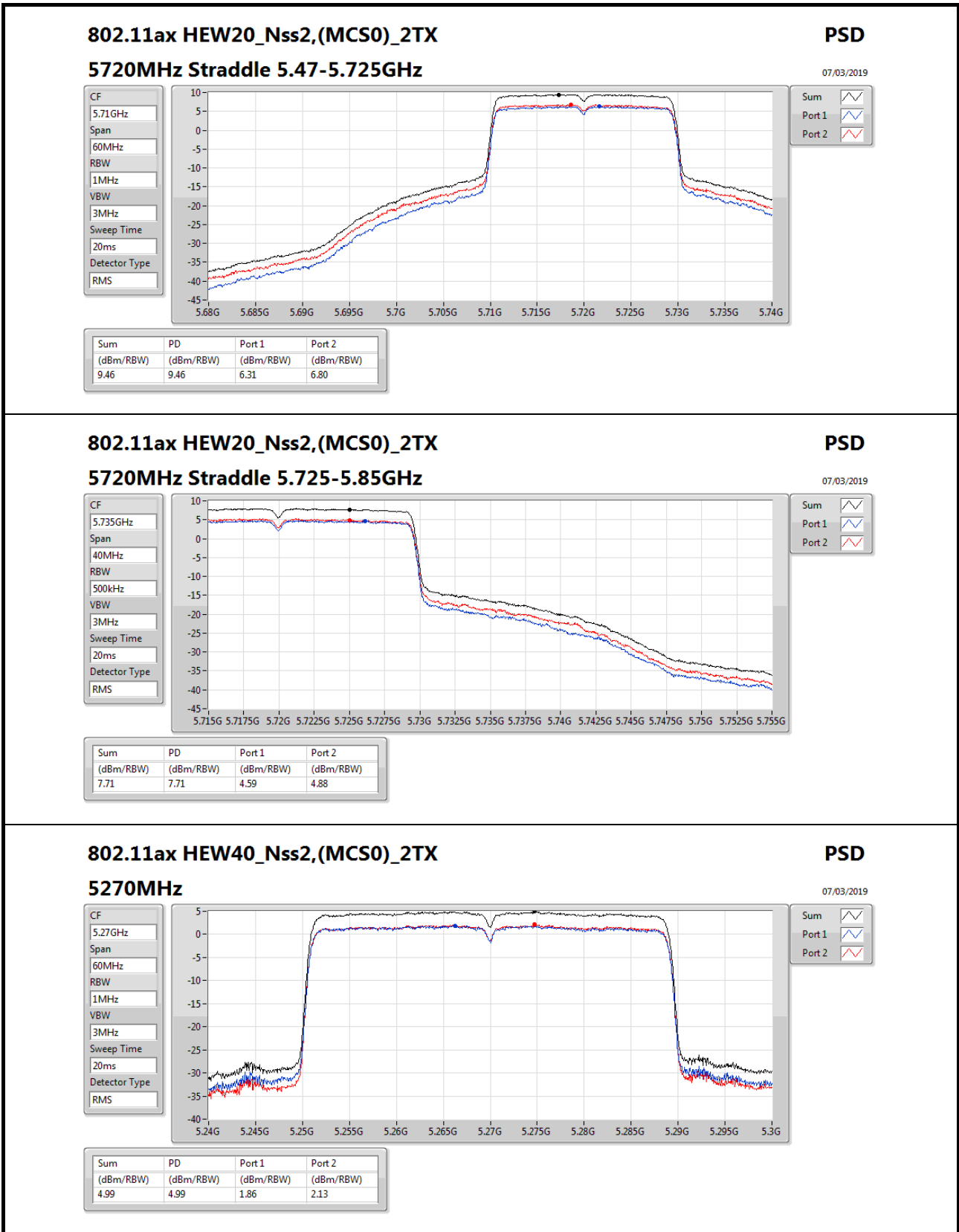
Mode	Result	DG (dBi)	Port 1 (dBm/RBW)	Port 2 (dBm/RBW)	PD (dBm/RBW)	PD Limit (dBm/RBW)
802.11ax HEW20_Nss2,(MCS0)_2TX	-	-	-	-	-	-
5260MHz	Pass	6.00	6.18	6.74	9.43	11.00
5300MHz	Pass	6.00	5.49	6.34	8.95	11.00
5320MHz	Pass	6.00	1.64	2.08	4.80	11.00
5500MHz	Pass	6.00	-0.87	0.47	2.79	11.00
5580MHz	Pass	6.00	7.25	7.38	10.29	11.00
5700MHz	Pass	6.00	-0.85	0.11	2.56	11.00
5720MHz Straddle 5.47-5.725GHz	Pass	6.00	6.31	6.80	9.46	11.00
5720MHz Straddle 5.725-5.85GHz	Pass	6.00	4.59	4.88	7.71	30.00
802.11ax HEW40_Nss2,(MCS0)_2TX	-	-	-	-	-	-
5270MHz	Pass	6.00	1.86	2.13	4.99	11.00
5310MHz	Pass	6.00	-2.76	-1.95	0.65	11.00
5510MHz	Pass	6.00	-3.61	-2.52	-0.07	11.00
5550MHz	Pass	6.00	1.18	1.61	4.36	11.00
5670MHz	Pass	6.00	-1.95	-2.49	0.80	11.00
5710MHz Straddle 5.47-5.725GHz	Pass	6.00	4.41	3.41	6.83	11.00
5710MHz Straddle 5.725-5.85GHz	Pass	6.00	2.39	1.15	4.76	30.00
802.11ax HEW80_Nss2,(MCS0)_2TX	-	-	-	-	-	-
5290MHz	Pass	6.00	-6.51	-6.30	-3.50	11.00
5530MHz	Pass	6.00	-7.30	-6.09	-3.72	11.00
5610MHz	Pass	6.00	-3.09	-2.57	0.11	11.00
5690MHz Straddle 5.47-5.725GHz	Pass	6.00	-1.63	-1.92	1.11	11.00
5690MHz Straddle 5.725-5.85GHz	Pass	6.00	-4.04	-4.90	-1.45	30.00
802.11ax HEW160_Nss2,(MCS0)_2TX	-	-	-	-	-	-
5250MHz Straddle 5.15-5.25GHz	Pass	6.00	-10.31	-9.95	-7.23	17.00
5250MHz Straddle 5.25-5.35GHz	Pass	6.00	-10.51	-9.83	-7.15	11.00
5570MHz	Pass	6.00	-9.98	-9.14	-6.66	11.00

**DG** = Directional Gain; **RBW** = 500kHz for 5.725-5.85GHz band / 1MHz for other band;

**PD** = trace bin-by-bin of each transmits port summing can be performed maximum power density; **Port X** = Port Xpower density;







### 802.11ax HEW40\_Nss2,(MCS0)\_2TX

#### 5270MHz

**PSD**

07/03/2019

CF  
5.27GHz

Span  
60MHz

RBW  
1MHz

VBW  
3MHz

Sweep Time  
20ms

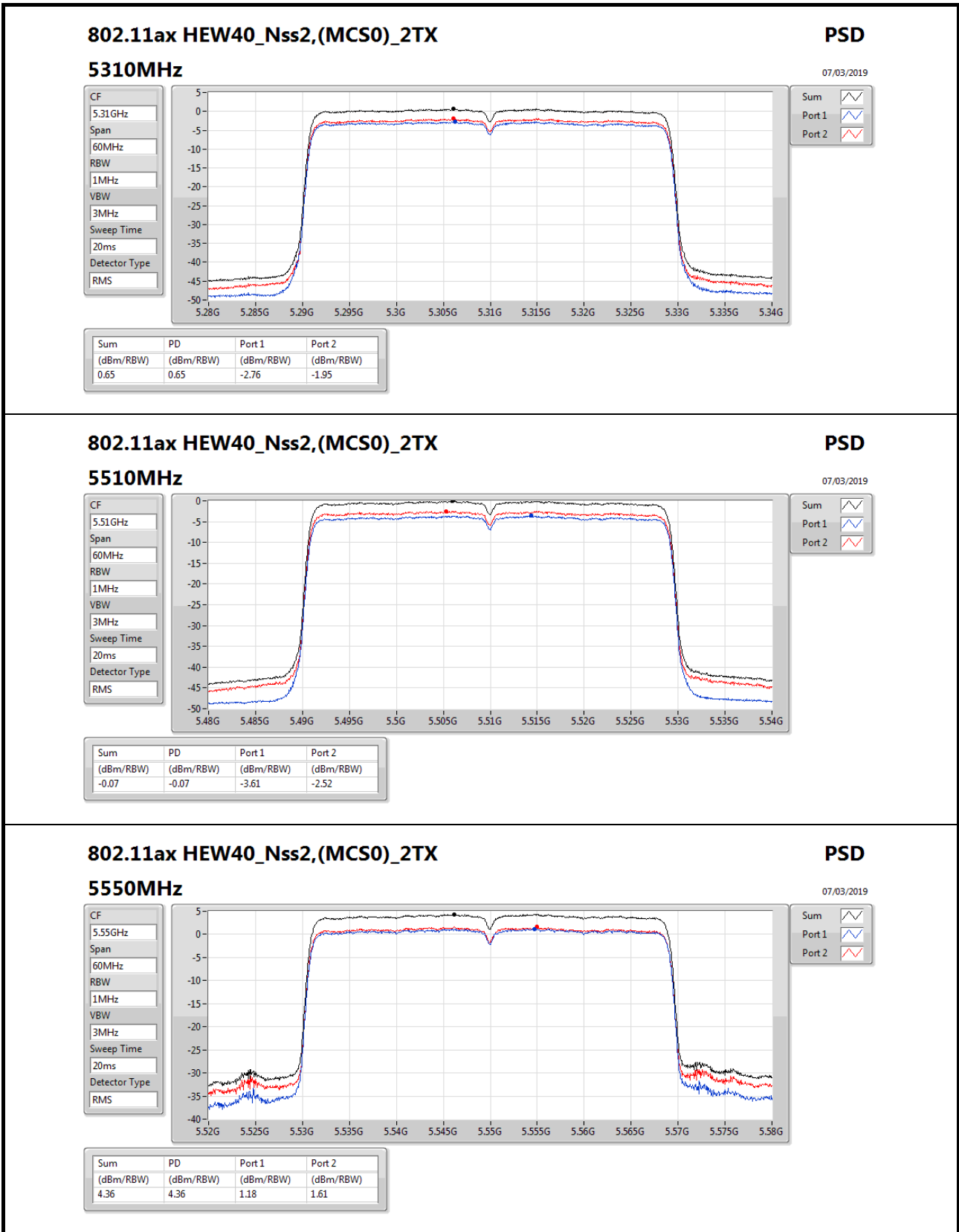
Detector Type  
RMS

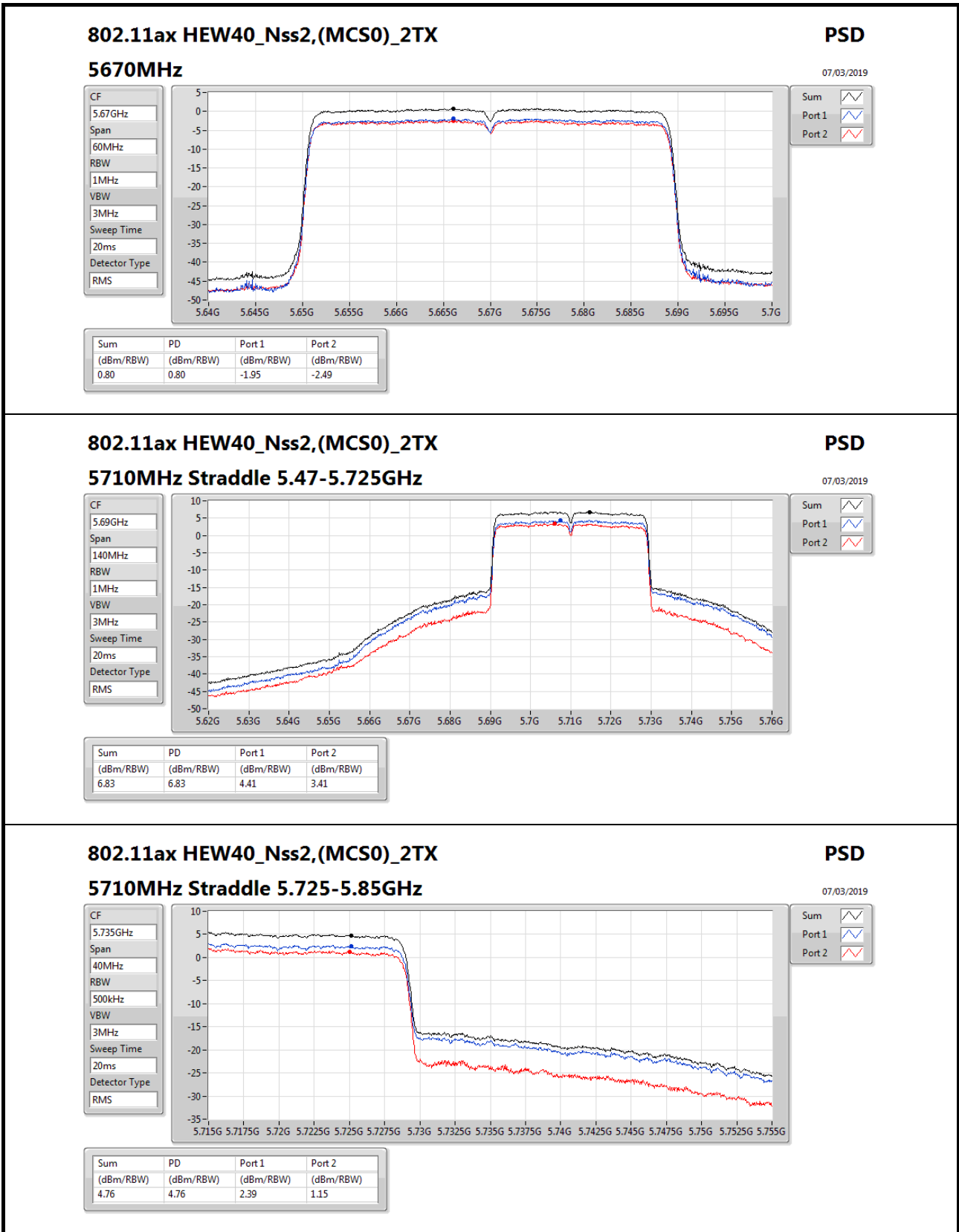


Sum 

Port 1 

Port 2 





### 802.11ax HEW40\_Nss2,(MCS0)\_2TX

#### 5710MHz Straddle 5.725-5.85GHz

**PSD**  
07/03/2019

CF  
5.735GHz

Span  
40MHz

RBW  
500kHz

VBW  
3MHz

Sweep Time  
20ms

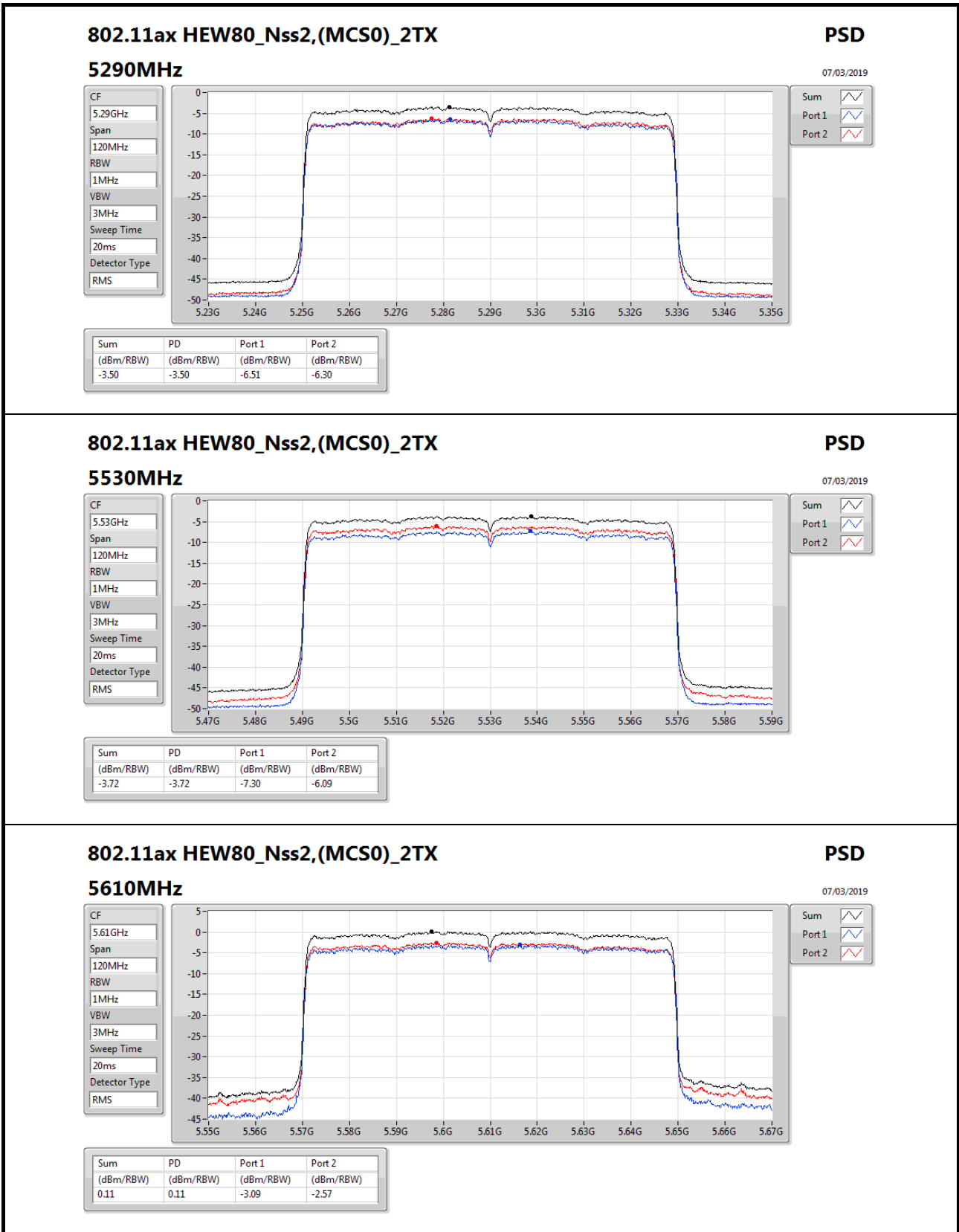
Detector Type  
RMS



Sum 

Port 1 

Port 2 



### 802.11ax HEW80\_Nss2,(MCS0)\_2TX

#### 5610MHz

### PSD

07/03/2019

CF  
5.61GHz

Span  
120MHz

RBW  
1MHz

VBW  
3MHz

Sweep Time  
20ms

Detector Type  
RMS

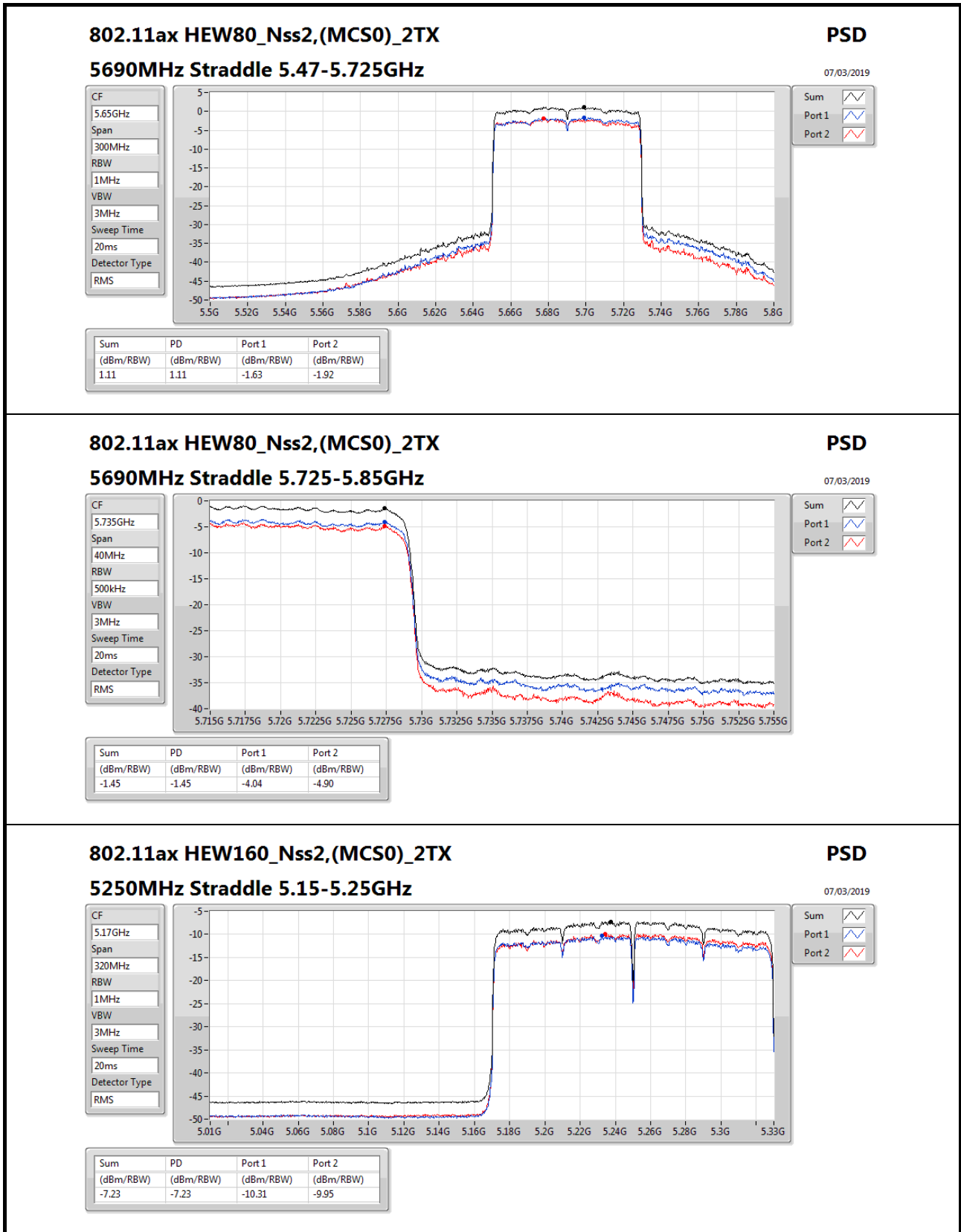


Sum 

Port 1 

Port 2 





### 802.11ax HEW160\_Nss2,(MCS0)\_2TX

#### 5250MHz Straddle 5.15-5.25GHz

**PSD**

07/03/2019

CF  
5.17GHz

Span  
320MHz

RBW  
1MHz

VBW  
3MHz

Sweep Time  
20ms

Detector Type  
RMS

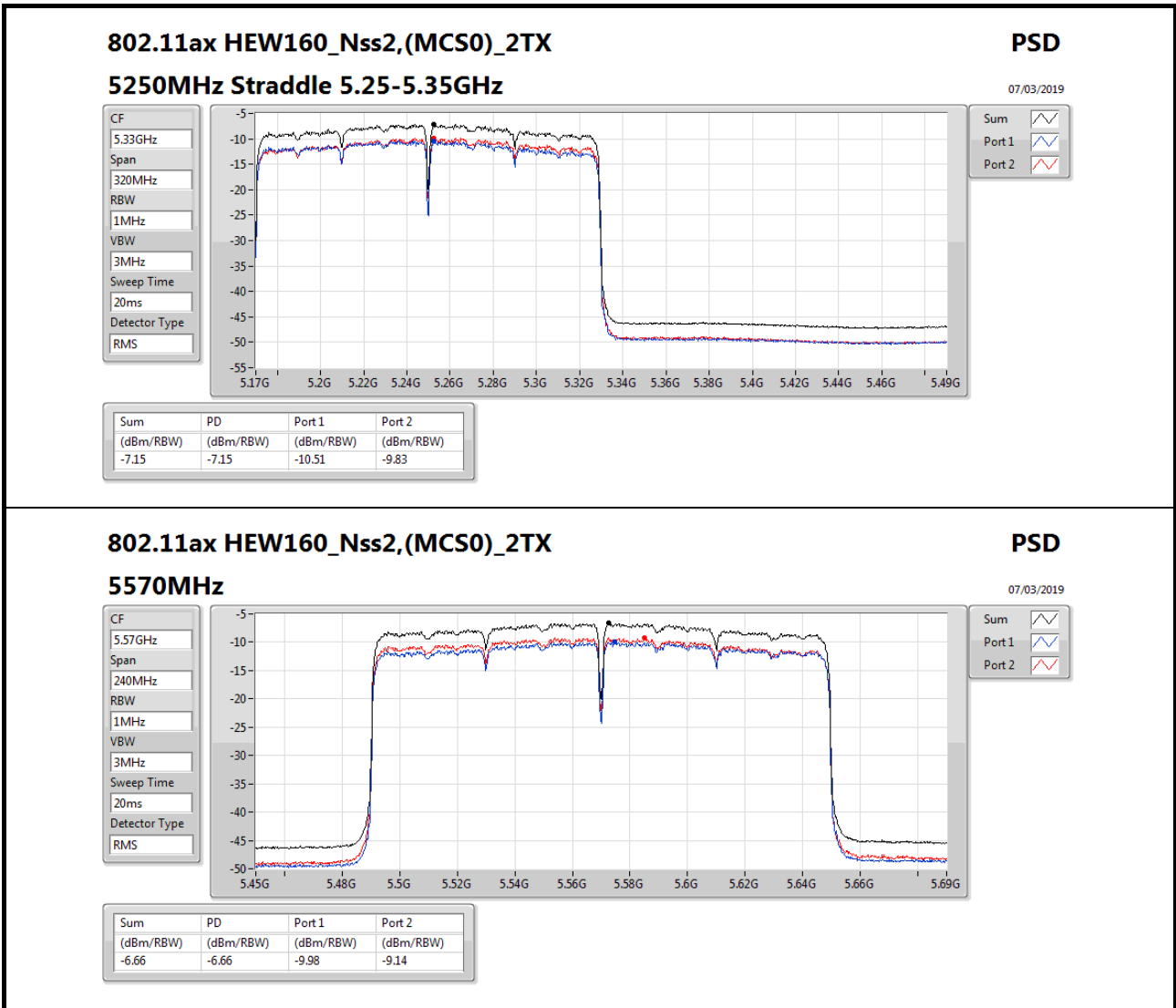


Sum 

Port 1 

Port 2 

Sum	PD	Port 1	Port 2
(dBm/RBW)	(dBm/RBW)	(dBm/RBW)	(dBm/RBW)
-7.23	-7.23	-10.31	-9.95





**For Non-beamforming / 4T1S mode  
Summary**

Mode	PD (dBm/RBW)
5.15-5.25GHz	-
802.11ax HEW160_Nss1,(MCS0)_4TX	-8.09
5.25-5.35GHz	-
802.11a_Nss1,(6Mbps)_4TX	4.91
802.11ax HEW20_Nss1,(MCS0)_4TX	4.94
802.11ax HEW40_Nss1,(MCS0)_4TX	4.80
802.11ax HEW80_Nss1,(MCS0)_4TX	-3.54
802.11ax HEW160_Nss1,(MCS0)_4TX	-7.81
5.47-5.725GHz	-
802.11a_Nss1,(6Mbps)_4TX	4.97
802.11ax HEW20_Nss1,(MCS0)_4TX	4.92
802.11ax HEW40_Nss1,(MCS0)_4TX	4.93
802.11ax HEW80_Nss1,(MCS0)_4TX	3.89
802.11ax HEW160_Nss1,(MCS0)_4TX	-7.33
5.725-5.85GHz	-
802.11a_Nss1,(6Mbps)_4TX	2.87
802.11ax HEW20_Nss1,(MCS0)_4TX	3.09
802.11ax HEW40_Nss1,(MCS0)_4TX	2.45
802.11ax HEW80_Nss1,(MCS0)_4TX	0.88

RBW = 500kHz for 5.725-5.85GHz band / 1MHz for other band;



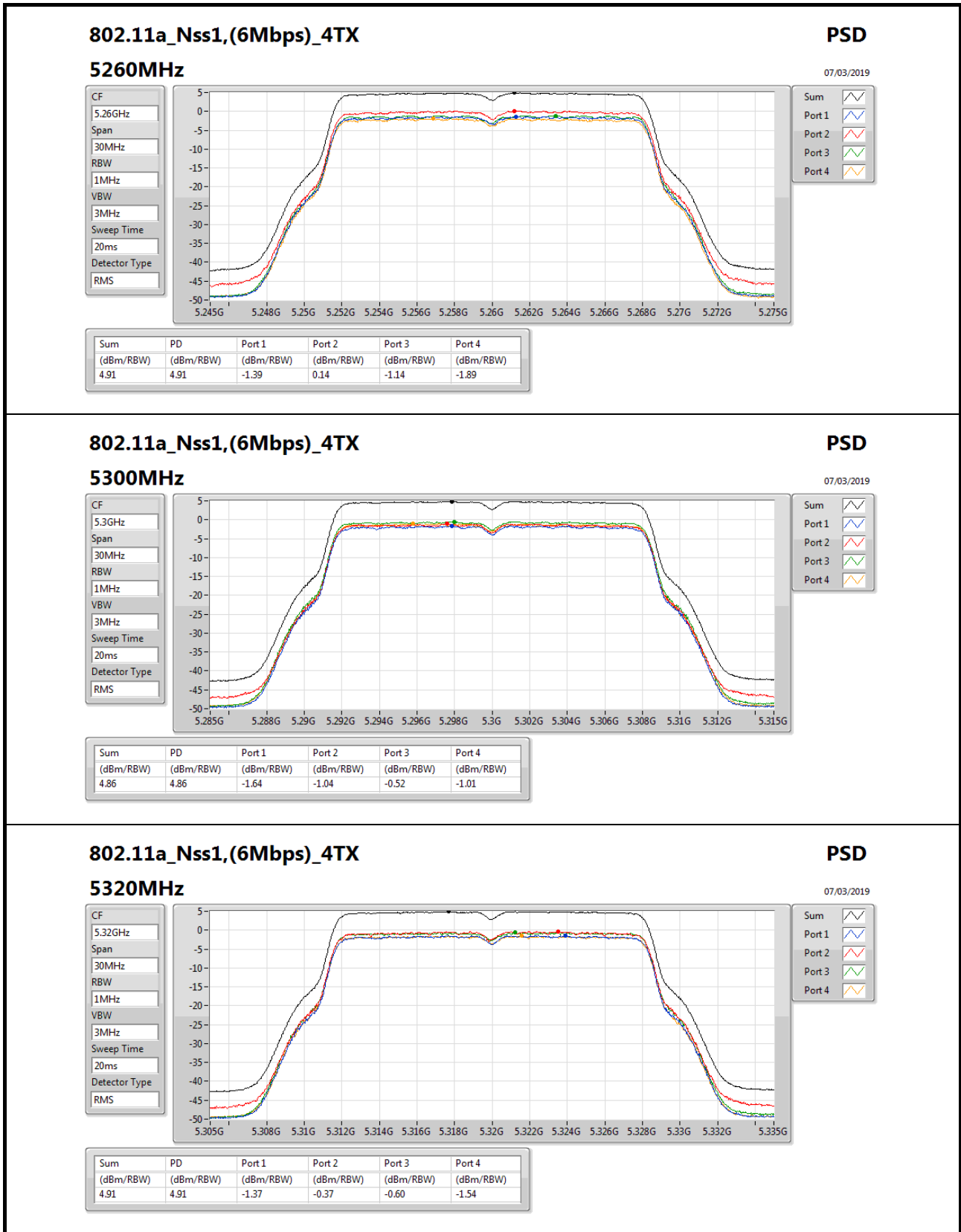
**PSD Result\_Radio 2**

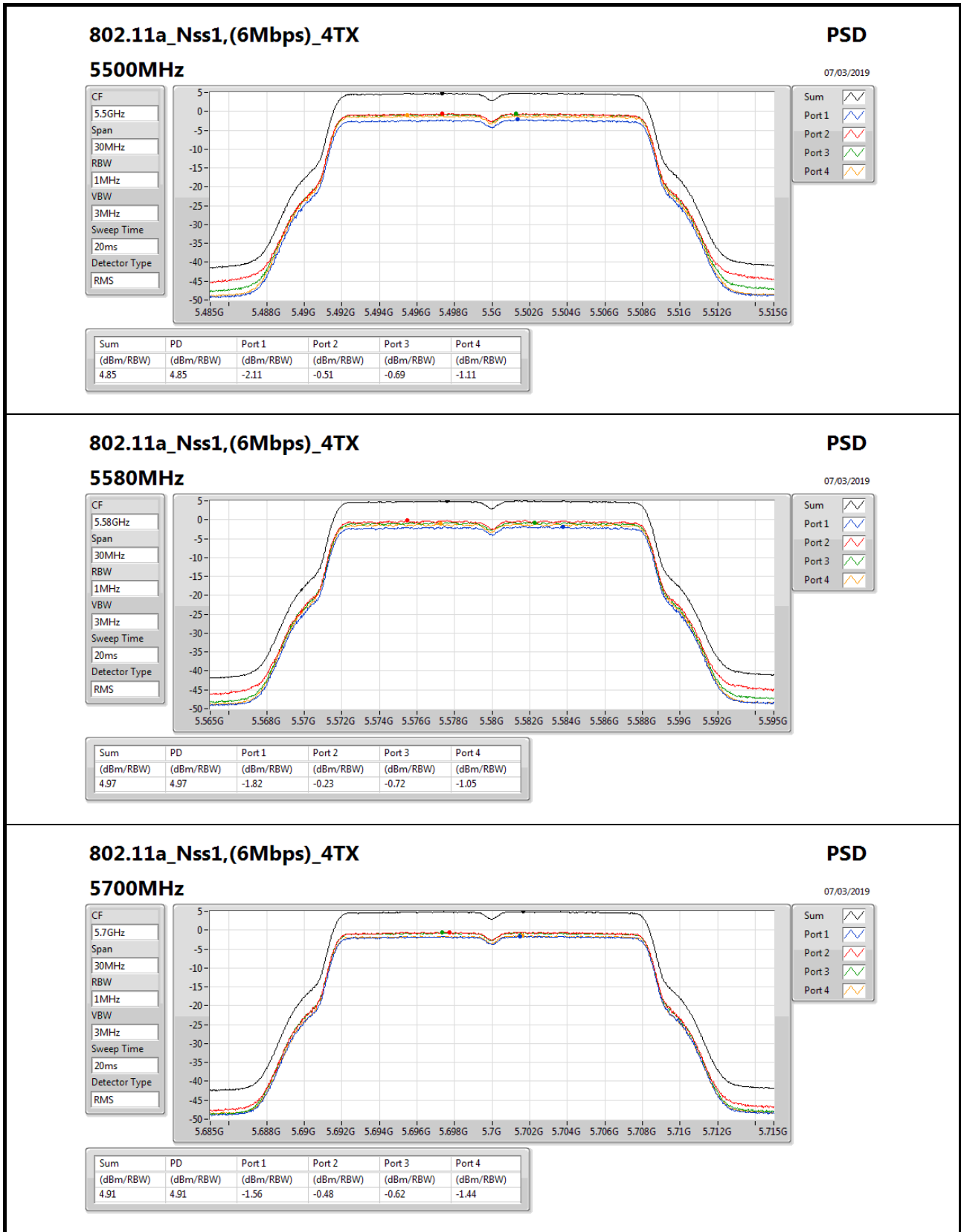
**Appendix C.38**

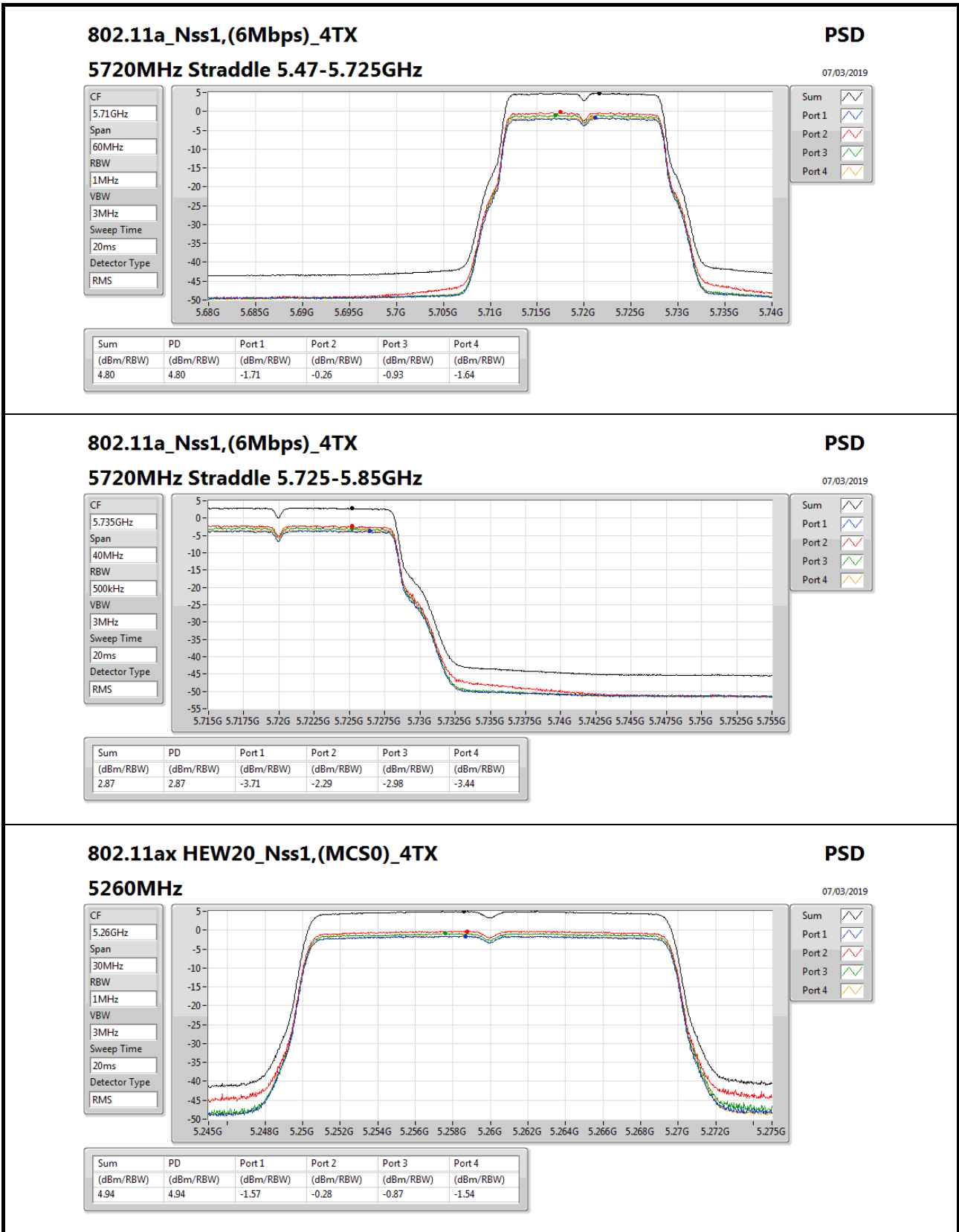
**Result**

Mode	Result	DG (dBi)	Port 1 (dBm/RBW)	Port 2 (dBm/RBW)	Port 3 (dBm/RBW)	Port 4 (dBm/RBW)	PD (dBm/RBW)	PD Limit (dBm/RBW)
802.11a_Nss1,(6Mbps)_4TX	-	-	-	-	-	-	-	-
5260MHz	Pass	12.02	-1.39	0.14	-1.14	-1.89	4.91	4.98
5300MHz	Pass	12.02	-1.64	-1.04	-0.52	-1.01	4.86	4.98
5320MHz	Pass	12.02	-1.37	-0.37	-0.60	-1.54	4.91	4.98
5500MHz	Pass	12.02	-2.11	-0.51	-0.69	-1.11	4.85	4.98
5580MHz	Pass	12.02	-1.82	-0.23	-0.72	-1.05	4.97	4.98
5700MHz	Pass	12.02	-1.56	-0.48	-0.62	-1.44	4.91	4.98
5720MHz Straddle 5.47-5.725GHz	Pass	12.02	-1.71	-0.26	-0.93	-1.64	4.80	4.98
5720MHz Straddle 5.725-5.85GHz	Pass	12.02	-3.71	-2.29	-2.98	-3.44	2.87	23.98
802.11ax HEW20_Nss1,(MCS0)_4TX	-	-	-	-	-	-	-	-
5260MHz	Pass	12.02	-1.57	-0.28	-0.87	-1.54	4.94	4.98
5300MHz	Pass	12.02	-1.33	-0.56	-0.94	-1.61	4.88	4.98
5320MHz	Pass	12.02	-1.55	-0.35	-0.91	-1.44	4.94	4.98
5500MHz	Pass	12.02	-2.33	-0.26	-0.73	-1.15	4.89	4.98
5580MHz	Pass	12.02	-1.98	-0.20	-0.96	-1.18	4.92	4.98
5700MHz	Pass	12.02	-5.32	-3.48	-3.92	-4.84	1.63	4.98
5720MHz Straddle 5.47-5.725GHz	Pass	12.02	-1.94	-0.78	-0.32	-1.19	4.91	4.98
5720MHz Straddle 5.725-5.85GHz	Pass	12.02	-3.79	-2.63	-2.33	-2.98	3.09	23.98
802.11ax HEW40_Nss1,(MCS0)_4TX	-	-	-	-	-	-	-	-
5270MHz	Pass	12.02	-1.10	-1.00	-1.12	-1.35	4.80	4.98
5310MHz	Pass	12.02	-6.12	-4.90	-5.25	-5.87	0.45	4.98
5510MHz	Pass	12.02	-6.30	-4.81	-5.56	-6.09	0.25	4.98
5550MHz	Pass	12.02	-1.41	-0.94	-0.66	-1.02	4.93	4.98
5670MHz	Pass	12.02	-4.52	-5.14	-3.97	-4.77	1.37	4.98
5710MHz Straddle 5.47-5.725GHz	Pass	12.02	-1.08	-1.51	-0.99	-1.12	4.80	4.98
5710MHz Straddle 5.725-5.85GHz	Pass	12.02	-3.36	-3.95	-3.38	-3.43	2.45	23.98
802.11ax HEW80_Nss1,(MCS0)_4TX	-	-	-	-	-	-	-	-
5290MHz	Pass	12.02	-9.70	-8.91	-9.66	-9.83	-3.54	4.98
5530MHz	Pass	12.02	-9.07	-7.50	-8.07	-8.21	-2.23	4.98
5610MHz	Pass	12.02	-5.31	-4.25	-4.50	-4.92	1.22	4.98
5690MHz Straddle 5.47-5.725GHz	Pass	12.02	-2.11	-2.01	-1.76	-2.56	3.89	4.98
5690MHz Straddle 5.725-5.85GHz	Pass	12.02	-4.97	-5.13	-5.08	-5.12	0.88	23.98
802.11ax HEW160_Nss1,(MCS0)_4TX	-	-	-	-	-	-	-	-
5250MHz Straddle 5.15-5.25GHz	Pass	12.02	-14.35	-13.83	-13.74	-14.46	-8.09	10.98
5250MHz Straddle 5.25-5.35GHz	Pass	12.02	-14.18	-13.42	-13.21	-14.27	-7.81	4.98
5570MHz	Pass	12.02	-14.15	-12.78	-13.22	-13.09	-7.33	4.98

**DG** = Directional Gain; **RBW** = 500kHz for 5.725-5.85GHz band / 1MHz for other band;  
**PD** = trace bin-by-bin of each transmits port summing can be performed maximum power density; **Port X** = Port Xpower density;







### 802.11ax HEW20\_Nss1,(MCS0)\_4TX

#### 5260MHz

**PSD**

07/03/2019

CF  
5.26GHz

Span  
30MHz

RBW  
1MHz

VBW  
3MHz

Sweep Time  
20ms

Detector Type  
RMS



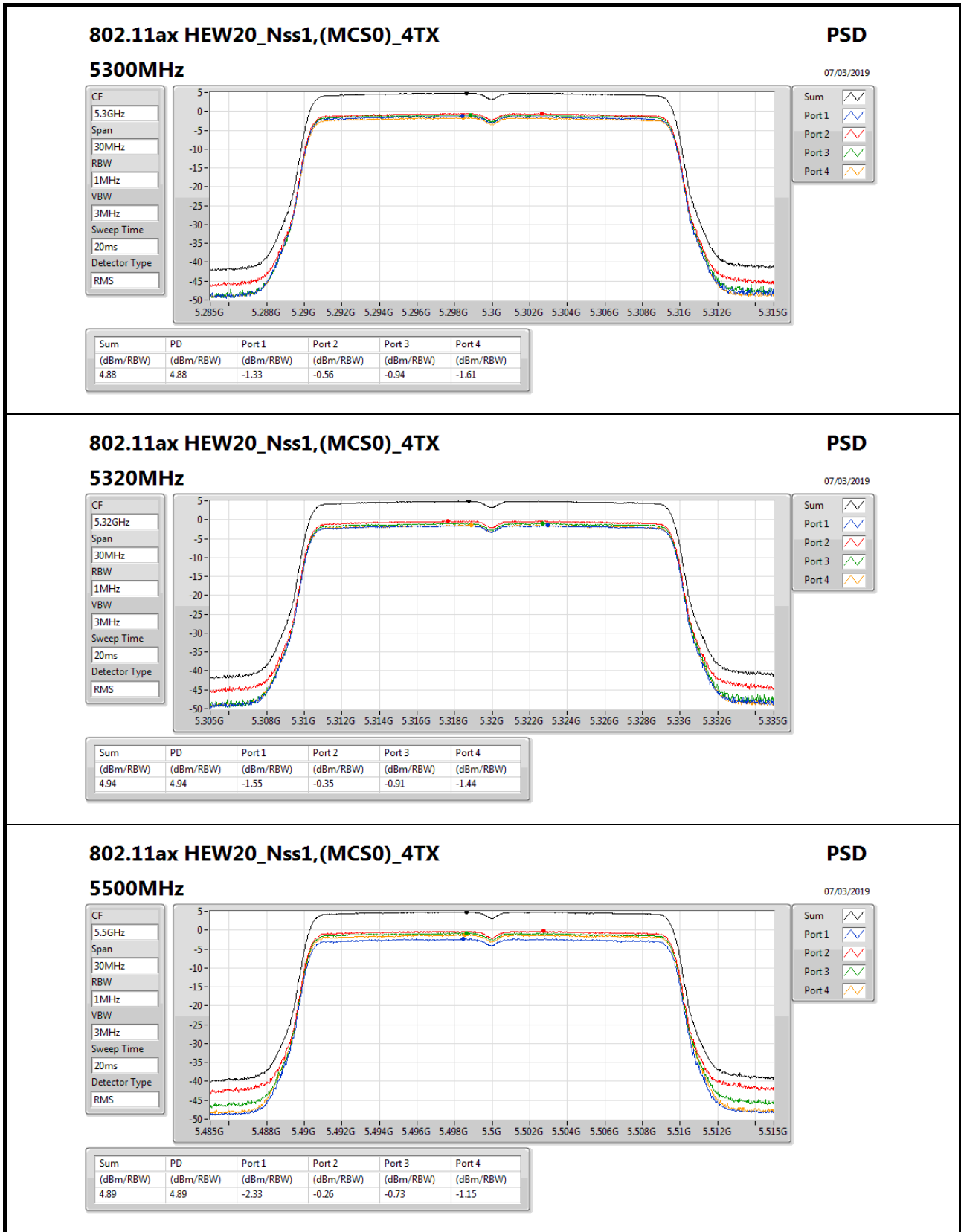
Sum 

Port 1 

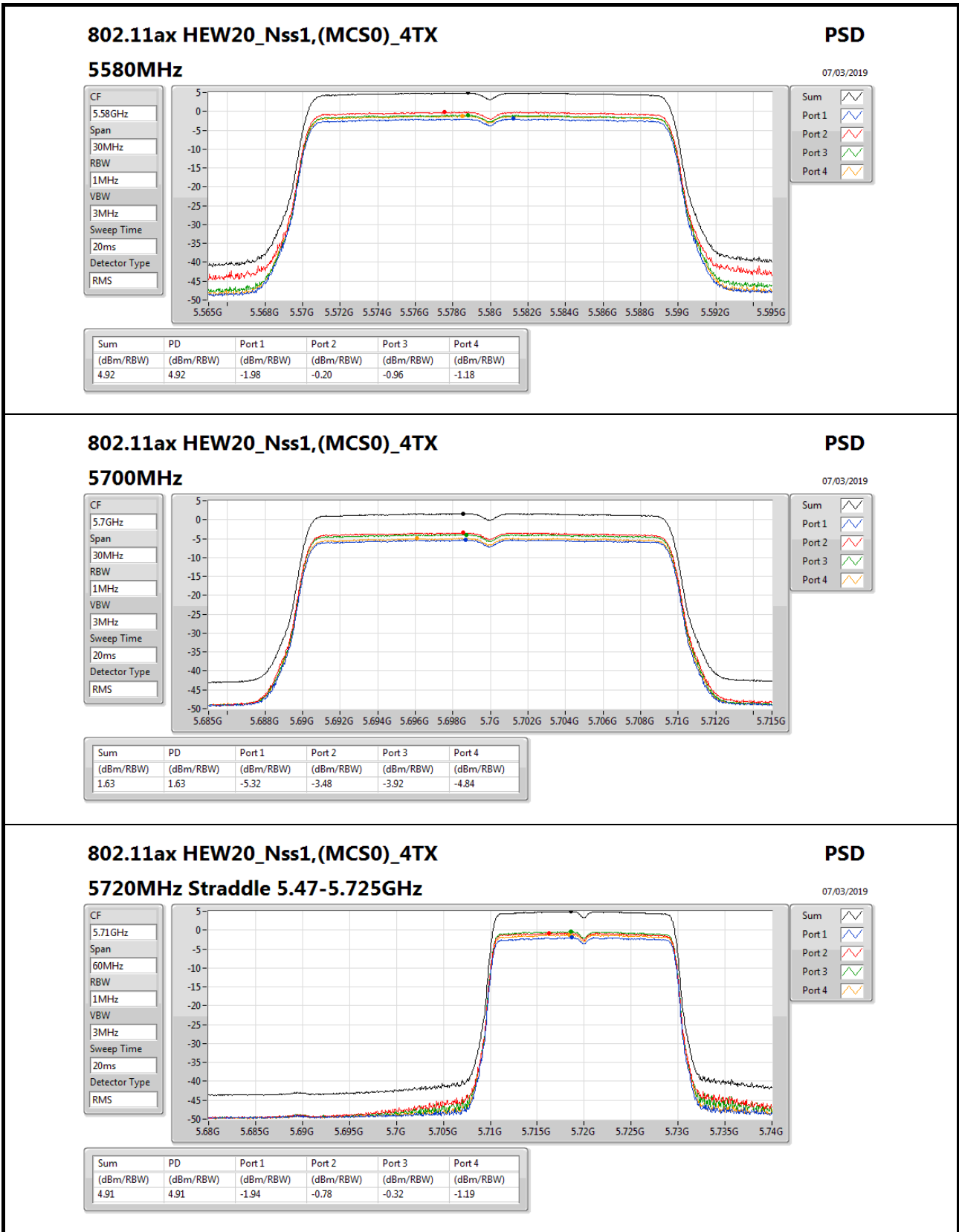
Port 2 

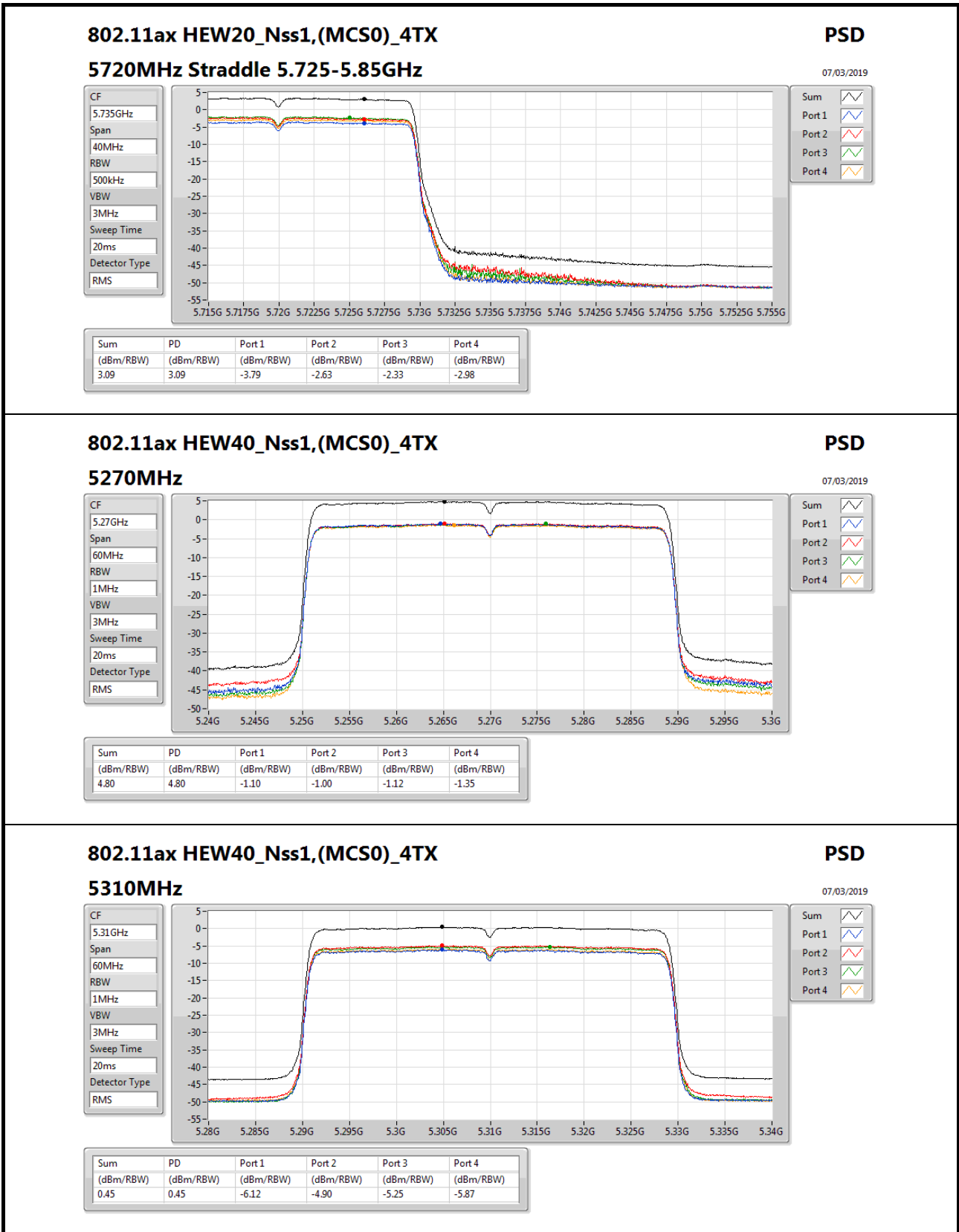
Port 3 

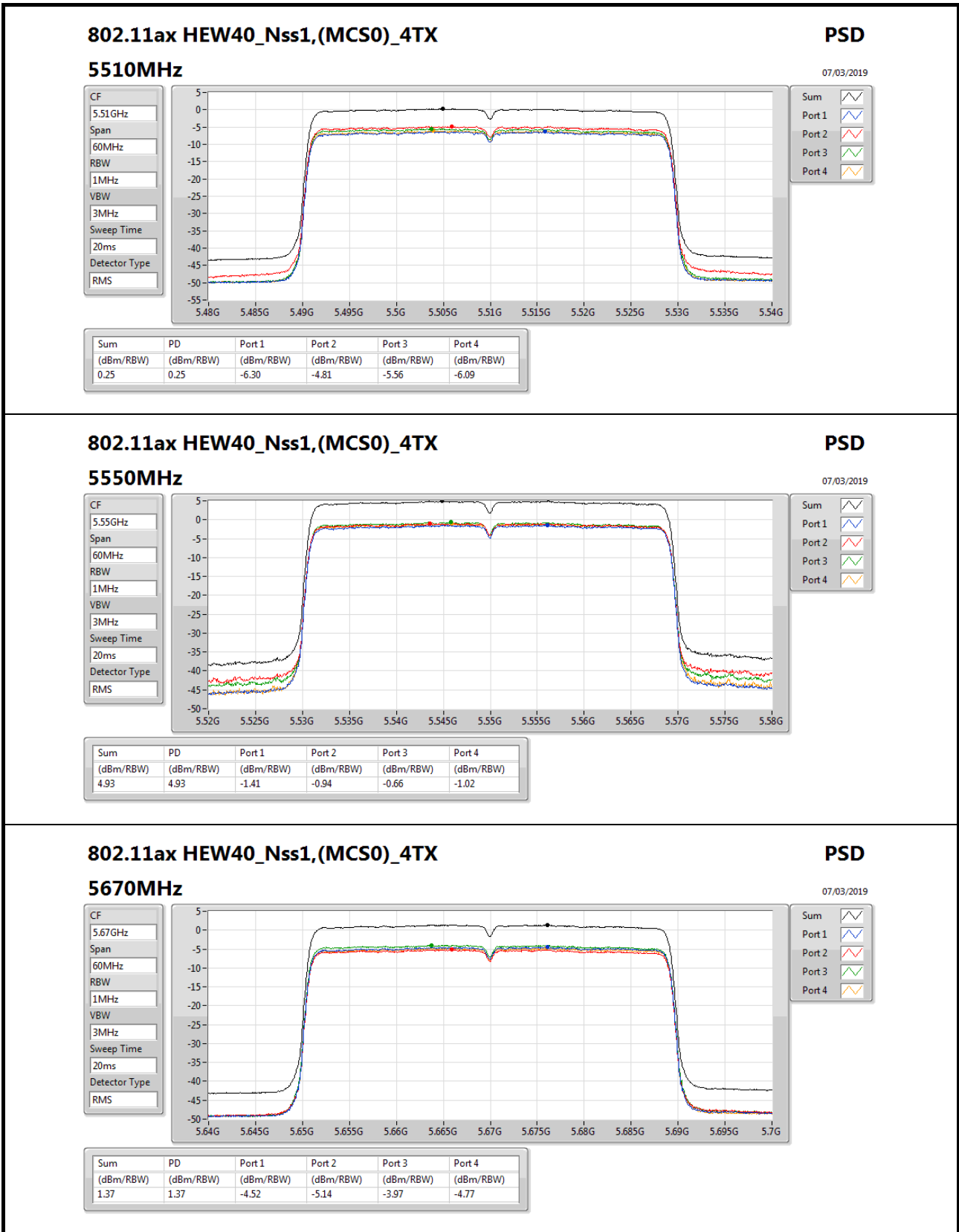
Port 4 











### 802.11ax HEW40\_Nss1,(MCS0)\_4TX

#### 5670MHz

### PSD

07/03/2019

CF  
5.67GHz

Span  
60MHz

RBW  
1MHz

VBW  
3MHz

Sweep Time  
20ms

Detector Type  
RMS



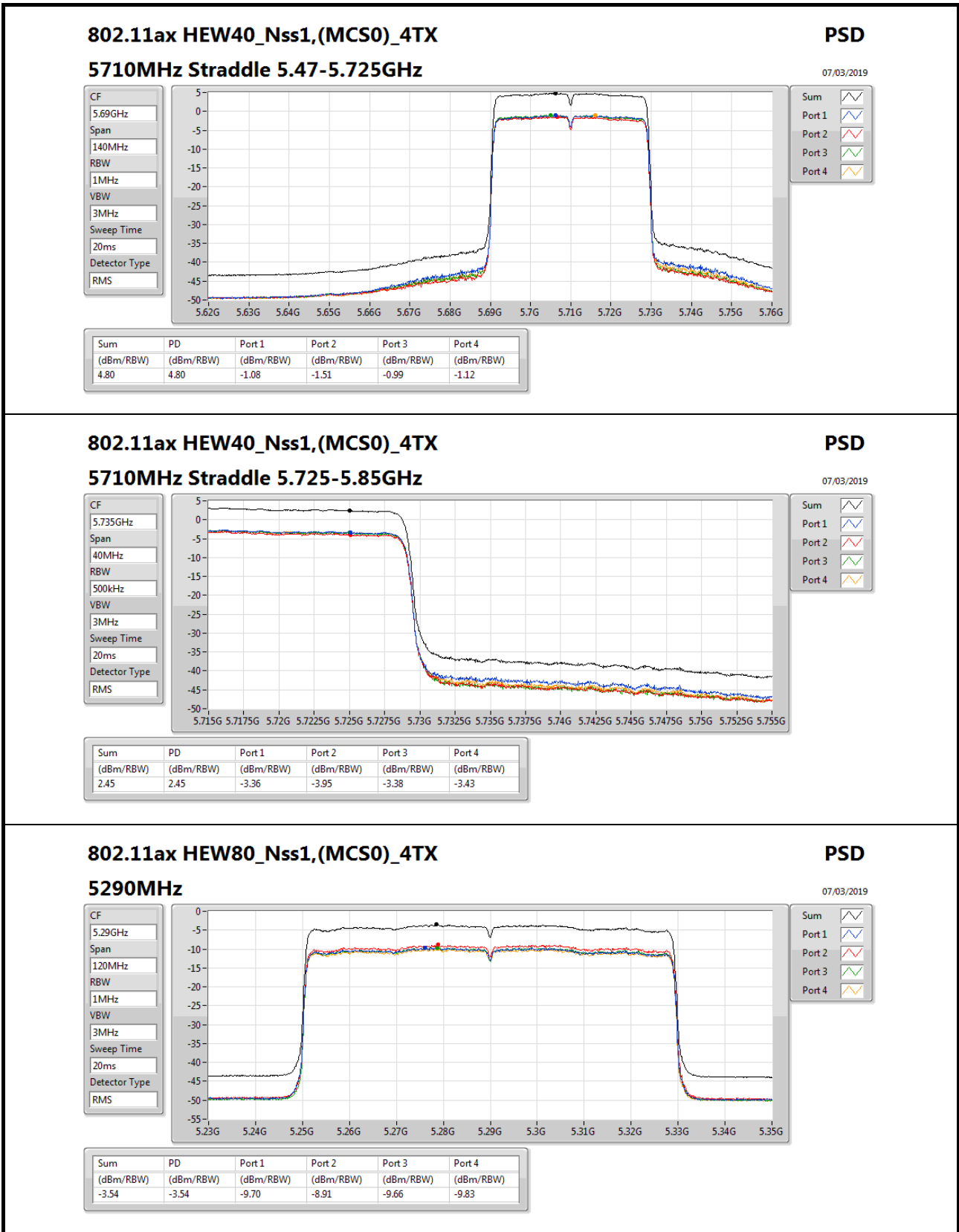
Sum 

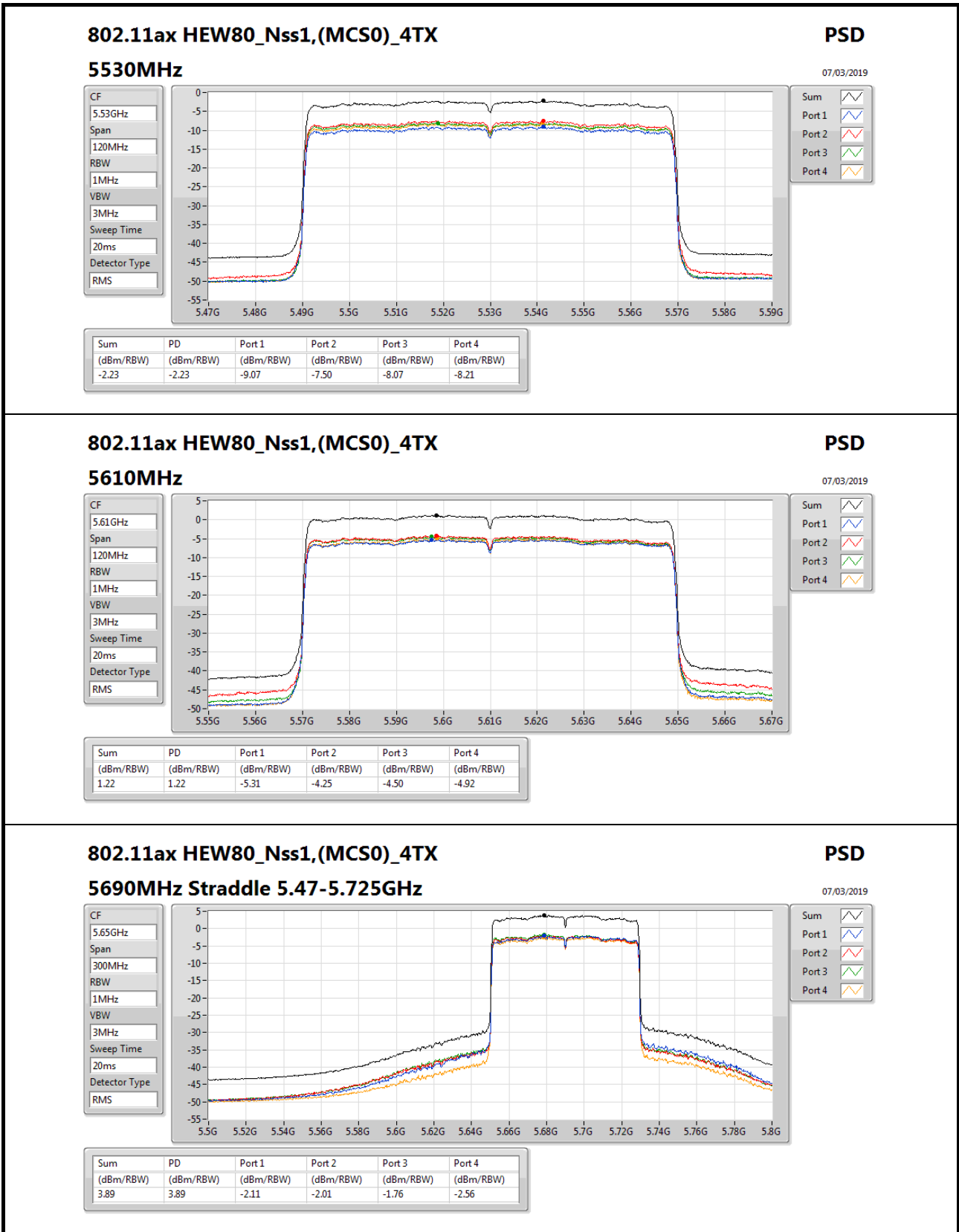
Port 1 

Port 2 

Port 3 

Port 4 





### 802.11ax HEW80\_Nss1,(MCS0)\_4TX

#### 5690MHz Straddle 5.47-5.725GHz

### PSD

07/03/2019

CF  
5.65GHz

Span  
300MHz

RBW  
1MHz

VBW  
3MHz

Sweep Time  
20ms

Detector Type  
RMS



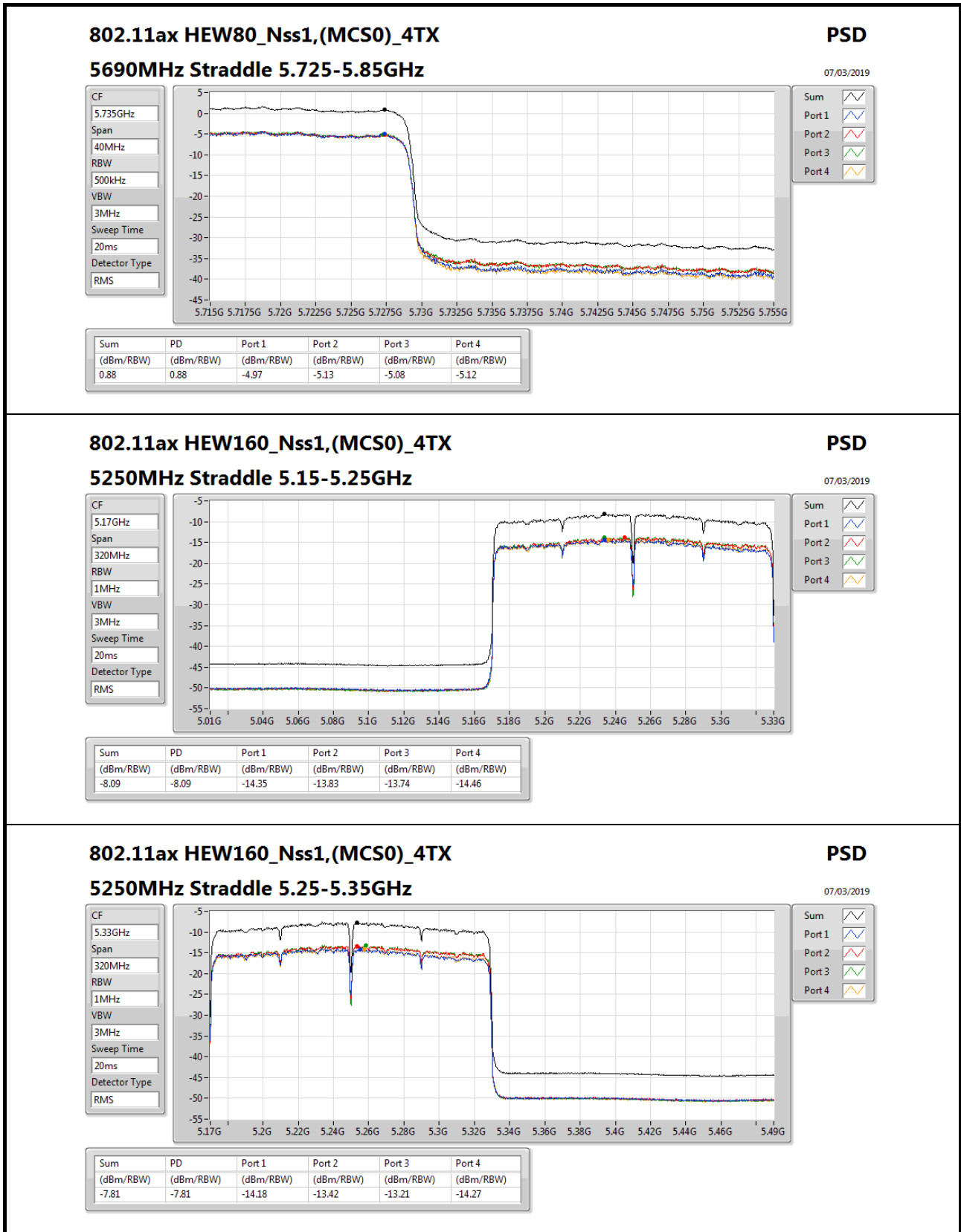
Sum

Port 1

Port 2

Port 3

Port 4



### 802.11ax HEW160\_Nss1,(MCS0)\_4TX

#### 5250MHz Straddle 5.25-5.35GHz

**PSD**  
07/03/2019

CF  
5.33GHz

Span  
320MHz

RBW  
1MHz

VBW  
3MHz

Sweep Time  
20ms

Detector Type  
RMS



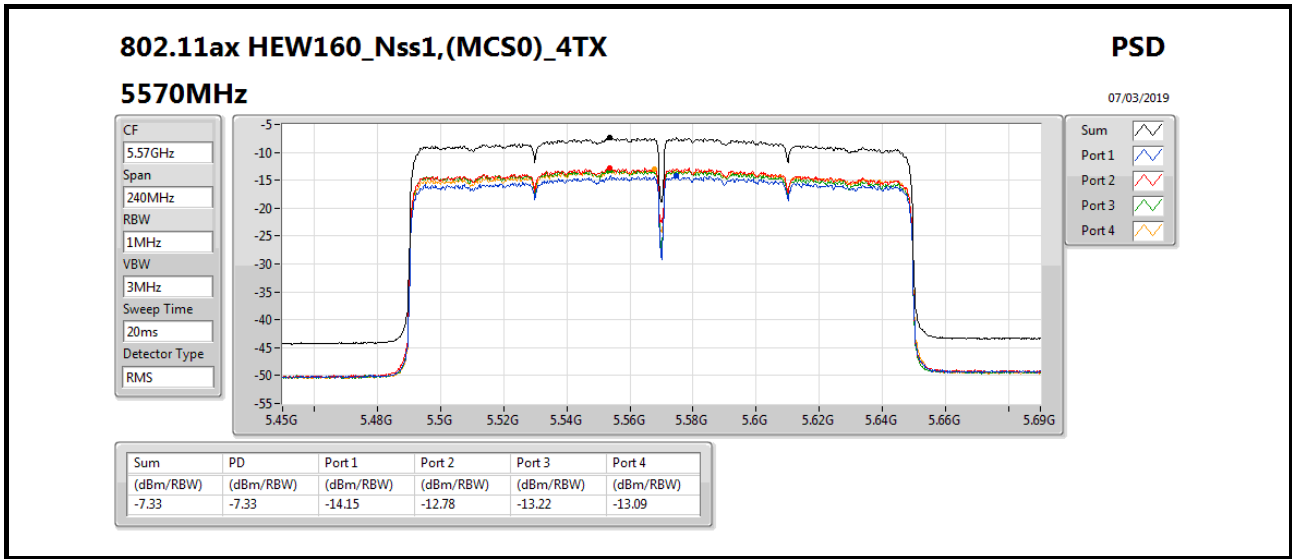
Sum

Port 1

Port 2

Port 3

Port 4





**For Beamforming / 4T1S mode  
Summary**

Mode	PD (dBm/RBW)
5.15-5.25GHz	-
802.11ax HEW160-BF_Nss1,(MCS0)_4TX	-4.92
5.25-5.35GHz	-
802.11ax HEW20-BF_Nss1,(MCS0)_4TX	4.65
802.11ax HEW40-BF_Nss1,(MCS0)_4TX	1.67
802.11ax HEW80-BF_Nss1,(MCS0)_4TX	-1.10
802.11ax HEW160-BF_Nss1,(MCS0)_4TX	-4.83
5.47-5.725GHz	-
802.11ax HEW20-BF_Nss1,(MCS0)_4TX	4.42
802.11ax HEW40-BF_Nss1,(MCS0)_4TX	1.77
802.11ax HEW80-BF_Nss1,(MCS0)_4TX	-1.11
802.11ax HEW160-BF_Nss1,(MCS0)_4TX	-6.89
5.725-5.85GHz	-
802.11ax HEW20-BF_Nss1,(MCS0)_4TX	2.51
802.11ax HEW40-BF_Nss1,(MCS0)_4TX	-0.43
802.11ax HEW80-BF_Nss1,(MCS0)_4TX	-3.97

**RBW = 500kHz for 5.725-5.85GHz band / 1MHz for other band;**



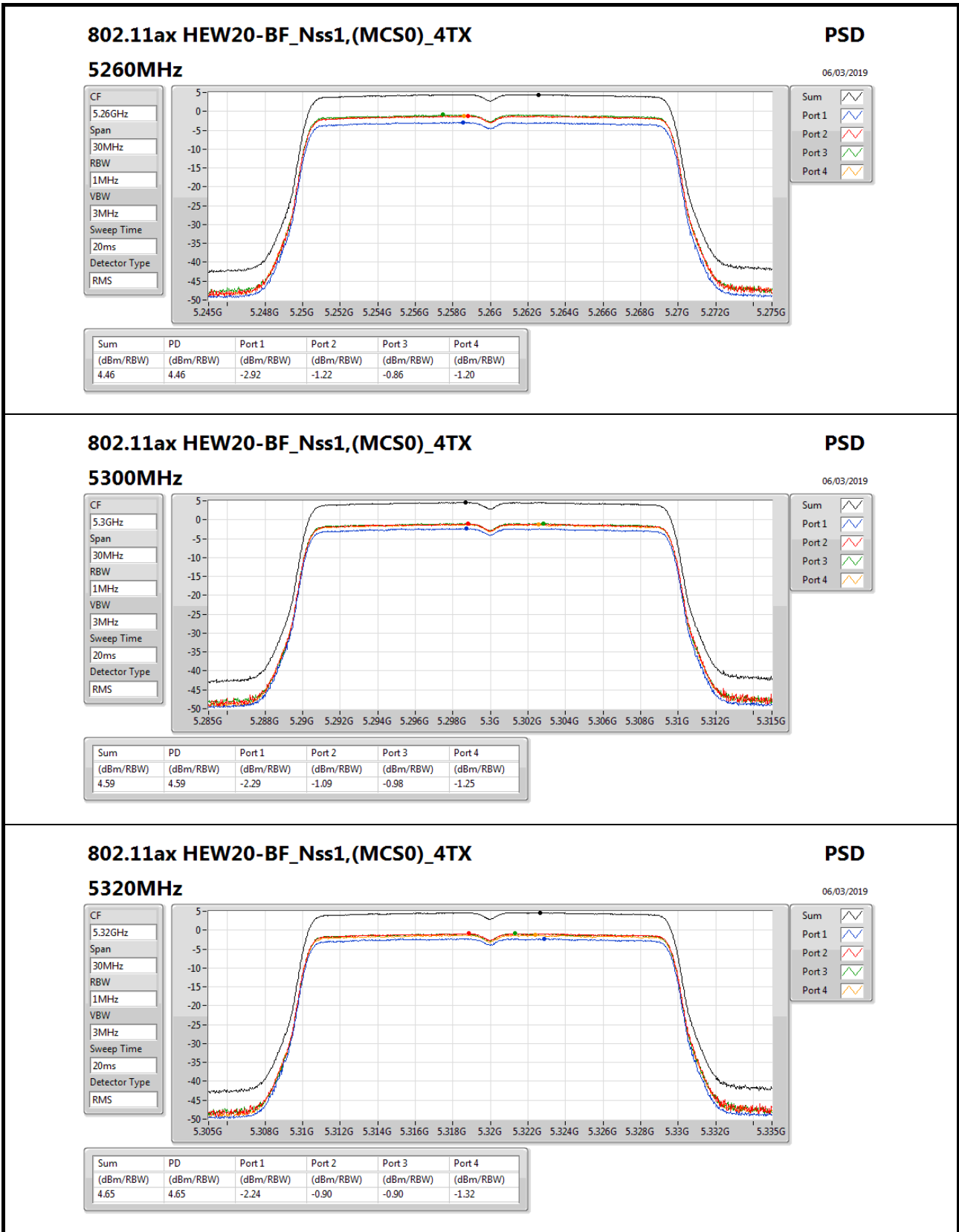


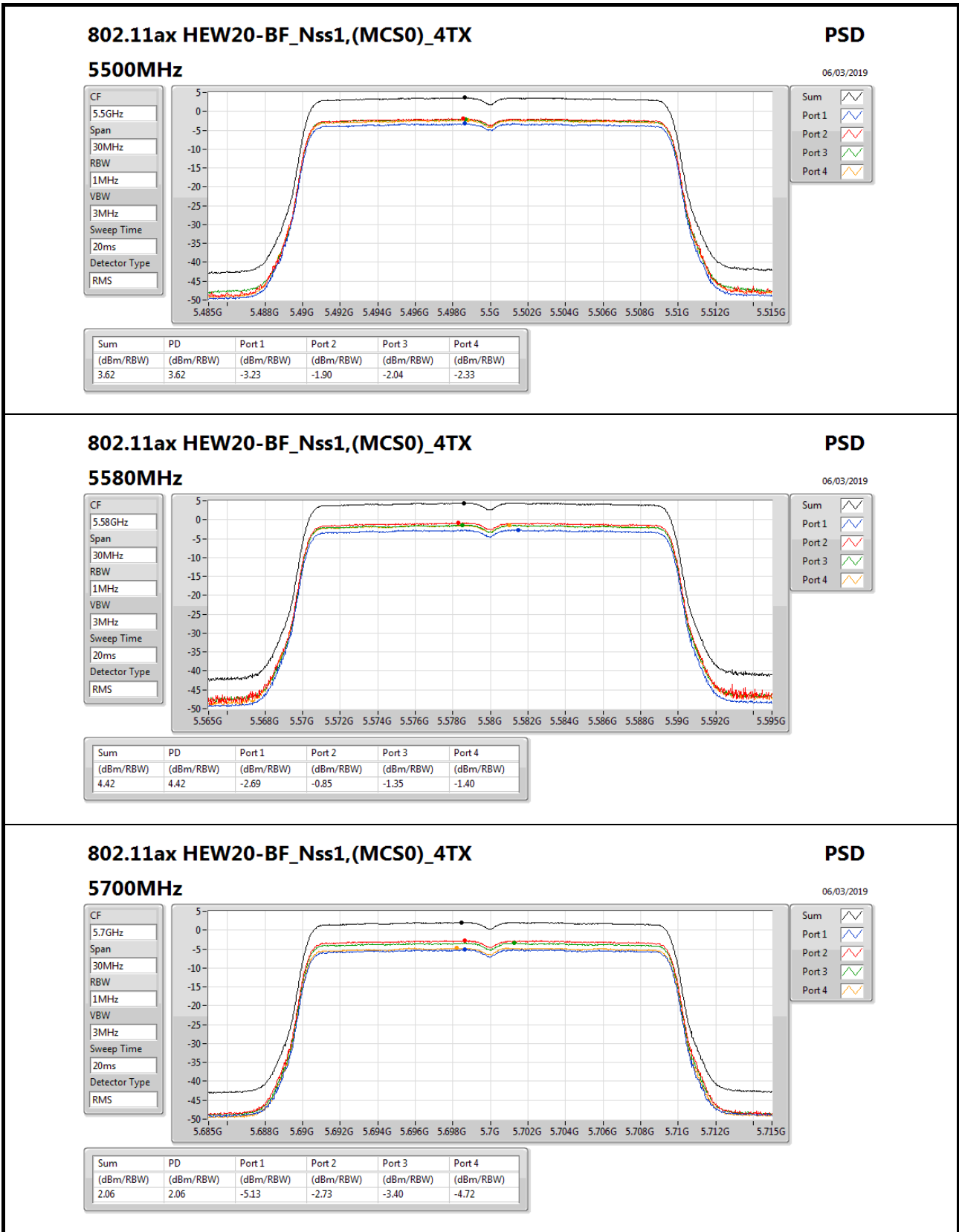
**PSD Result\_Radio 2**

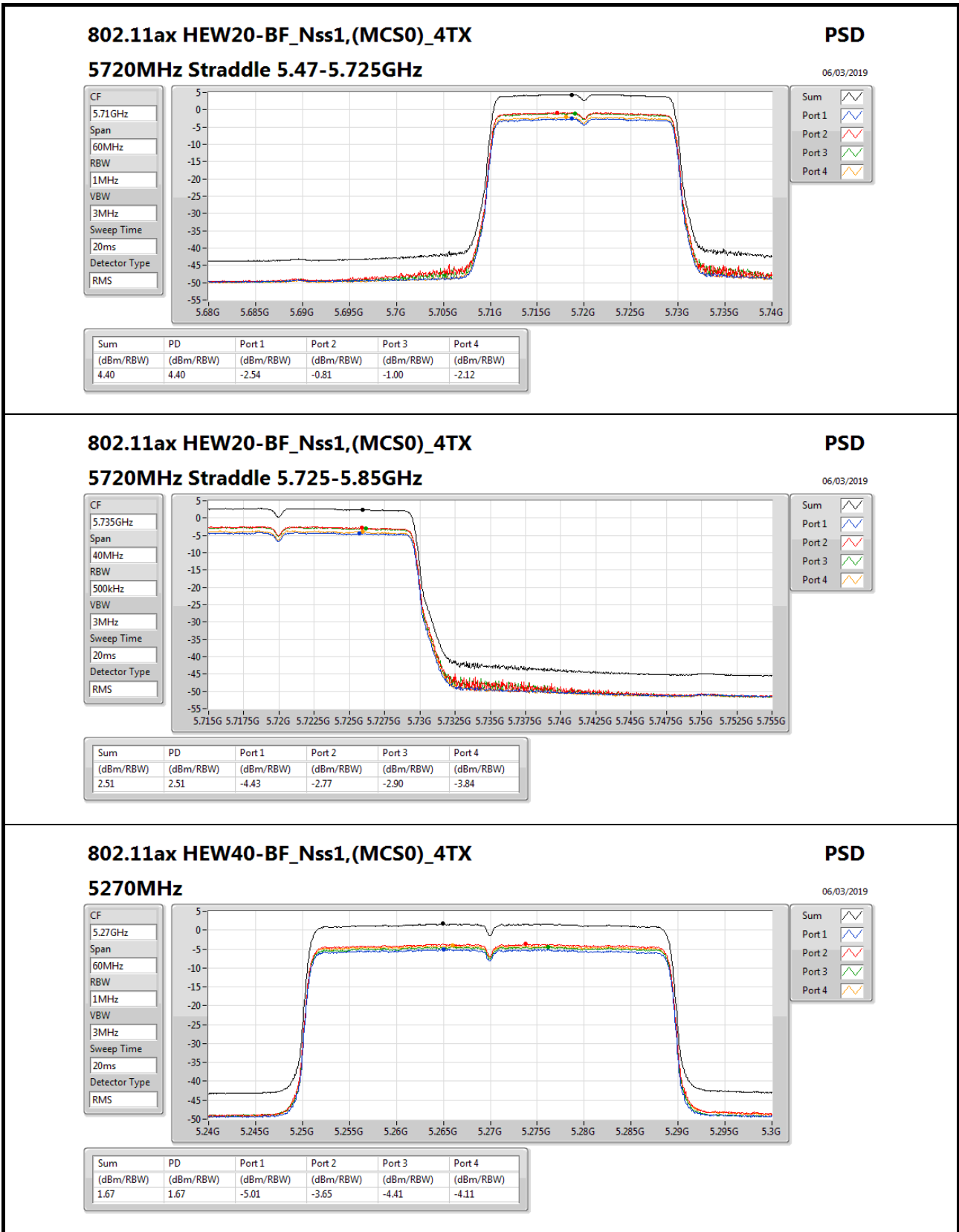
**Result**

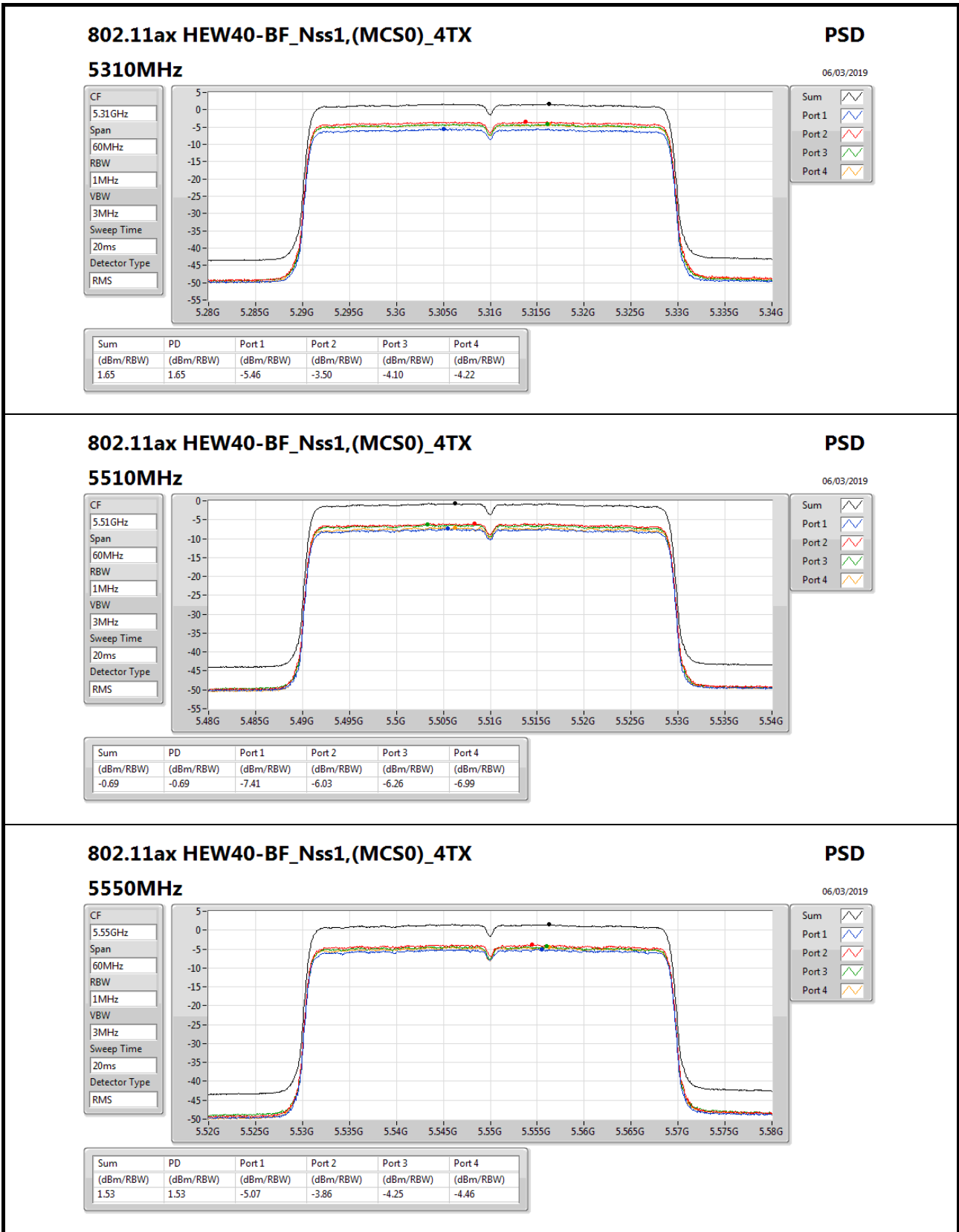
Mode	Result	DG (dBi)	Port 1 (dBm/RBW)	Port 2 (dBm/RBW)	Port 3 (dBm/RBW)	Port 4 (dBm/RBW)	PD (dBm/RBW)	PD Limit (dBm/RBW)
802.11ax HEW20-BF_Nss1,(MCS0)_4TX	-	-	-	-	-	-	-	-
5260MHz	Pass	12.02	-2.92	-1.22	-0.86	-1.20	4.46	4.98
5300MHz	Pass	12.02	-2.29	-1.09	-0.98	-1.25	4.59	4.98
5320MHz	Pass	12.02	-2.24	-0.90	-0.90	-1.32	4.65	4.98
5500MHz	Pass	12.02	-3.23	-1.90	-2.04	-2.33	3.62	4.98
5580MHz	Pass	12.02	-2.69	-0.85	-1.35	-1.40	4.42	4.98
5700MHz	Pass	12.02	-5.13	-2.73	-3.40	-4.72	2.06	4.98
5720MHz Straddle 5.47-5.725GHz	Pass	12.02	-2.54	-0.81	-1.00	-2.12	4.40	4.98
5720MHz Straddle 5.725-5.85GHz	Pass	12.02	-4.43	-2.77	-2.90	-3.84	2.51	23.98
802.11ax HEW40-BF_Nss1,(MCS0)_4TX	-	-	-	-	-	-	-	-
5270MHz	Pass	12.02	-5.01	-3.65	-4.41	-4.11	1.67	4.98
5310MHz	Pass	12.02	-5.46	-3.50	-4.10	-4.22	1.65	4.98
5510MHz	Pass	12.02	-7.41	-6.03	-6.26	-6.99	-0.69	4.98
5550MHz	Pass	12.02	-5.07	-3.86	-4.25	-4.46	1.53	4.98
5670MHz	Pass	12.02	-5.17	-4.02	-3.83	-5.08	1.46	4.98
5710MHz Straddle 5.47-5.725GHz	Pass	12.02	-4.91	-3.67	-3.58	-4.65	1.77	4.98
5710MHz Straddle 5.725-5.85GHz	Pass	12.02	-6.93	-6.06	-5.68	-6.87	-0.43	23.98
802.11ax HEW80-BF_Nss1,(MCS0)_4TX	-	-	-	-	-	-	-	-
5290MHz	Pass	12.02	-7.93	-6.80	-6.51	-6.82	-1.10	4.98
5530MHz	Pass	12.02	-8.06	-6.85	-7.18	-7.09	-1.35	4.98
5610MHz	Pass	12.02	-8.30	-6.37	-6.99	-6.78	-1.11	4.98
5690MHz Straddle 5.47-5.725GHz	Pass	12.02	-7.99	-6.49	-6.86	-7.16	-1.18	4.98
5690MHz Straddle 5.725-5.85GHz	Pass	12.02	-10.55	-9.50	-9.98	-9.64	-3.97	23.98
802.11ax HEW160-BF_Nss1,(MCS0)_4TX	-	-	-	-	-	-	-	-
5250MHz Straddle 5.15-5.25GHz	Pass	12.02	-11.37	-10.52	-10.57	-10.42	-4.92	10.98
5250MHz Straddle 5.25-5.35GHz	Pass	12.02	-11.15	-10.64	-10.69	-10.57	-4.83	4.98
5570MHz	Pass	12.02	-13.68	-12.29	-12.53	-13.00	-6.89	4.98

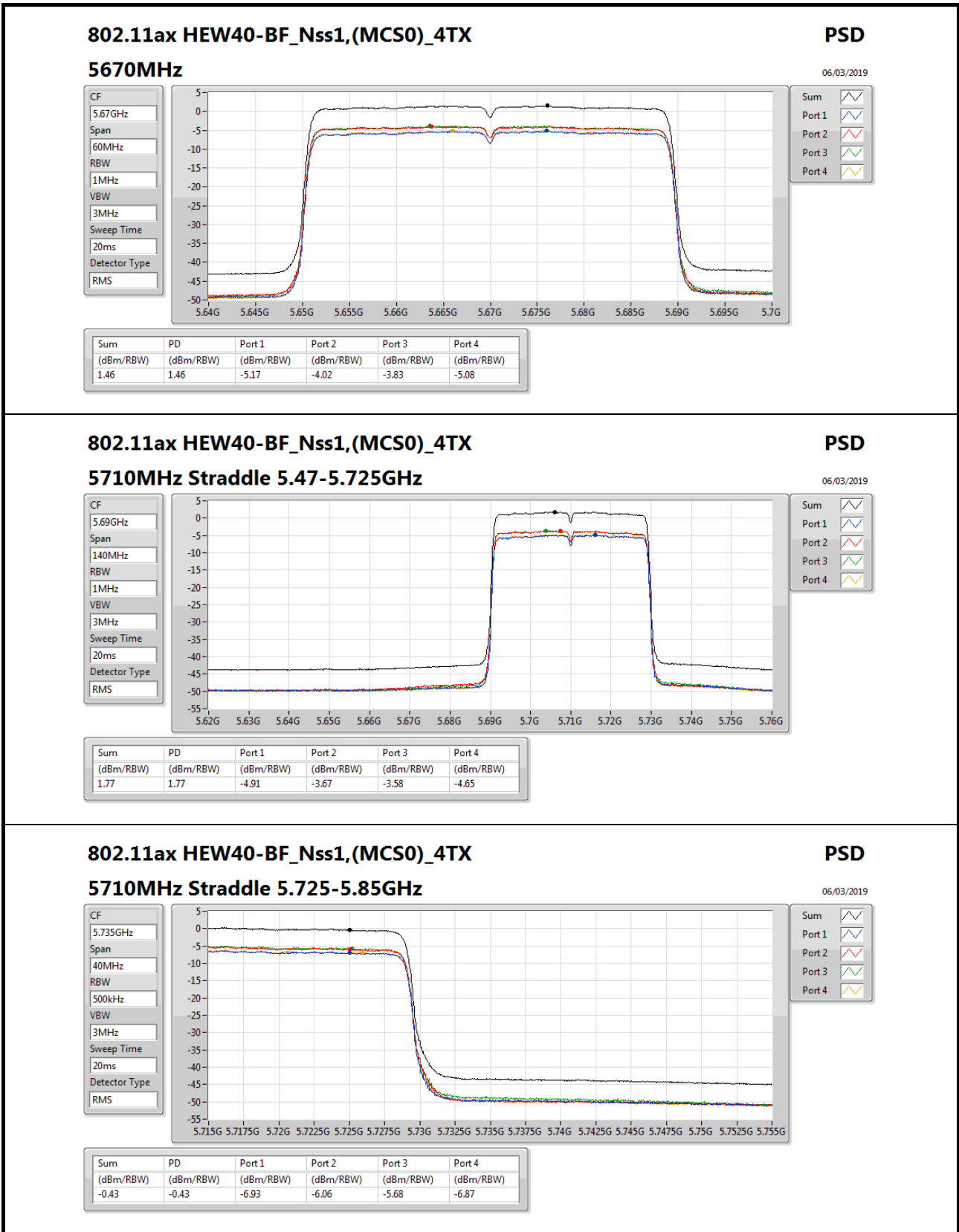
**DG** = Directional Gain; **RBW** = 500kHz for 5.725-5.85GHz band / 1MHz for other band;  
**PD** = trace bin-by-bin of each transmits port summing can be performed maximum power density; **Port X** = Port Xpower density;

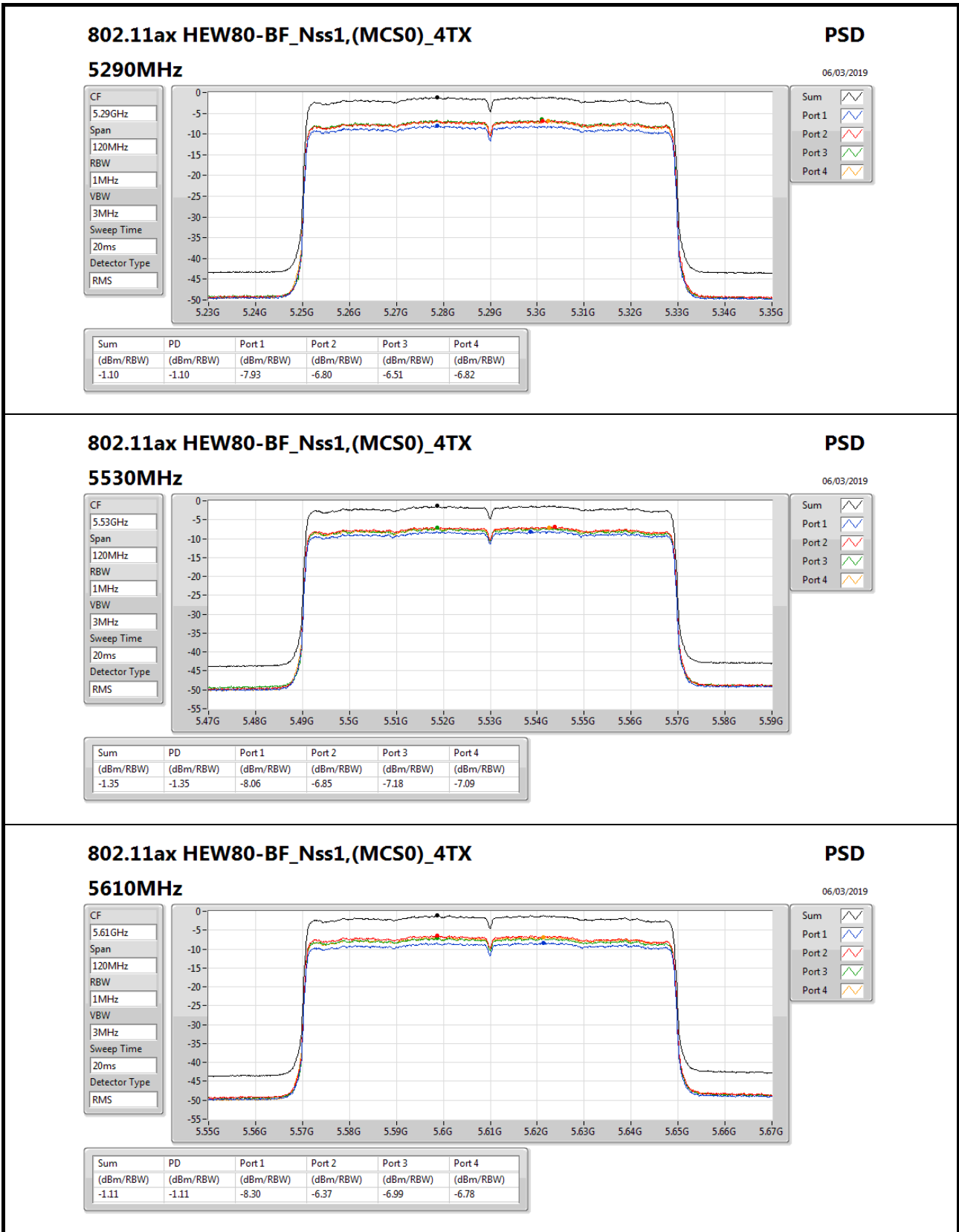


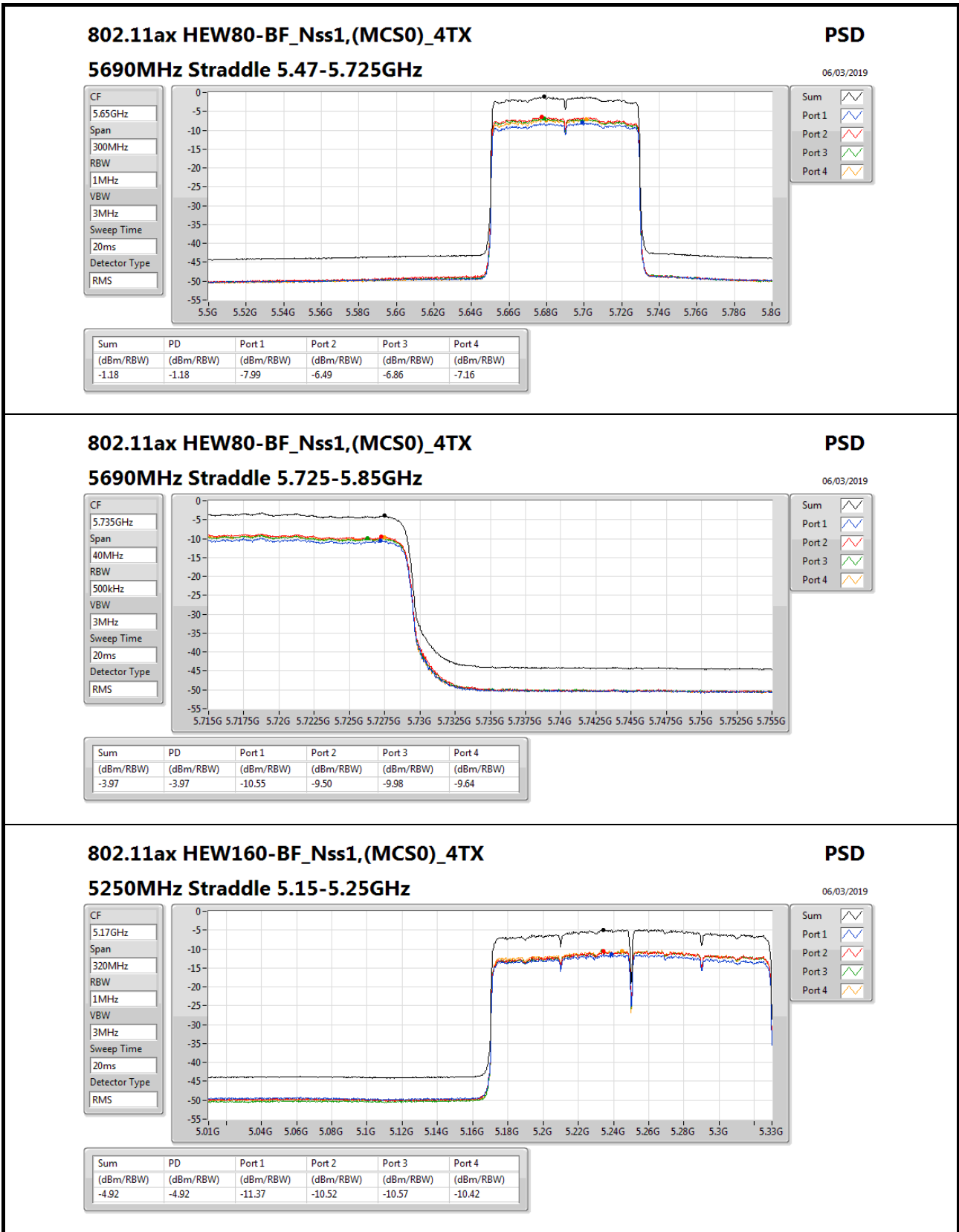












### 802.11ax HEW160-BF\_Nss1,(MCS0)\_4TX

#### 5250MHz Straddle 5.15-5.25GHz

**PSD**

06/03/2019

CF  
5.17GHz

Span  
320MHz

RBW  
1MHz

VBW  
3MHz

Sweep Time  
20ms

Detector Type  
RMS

Sum

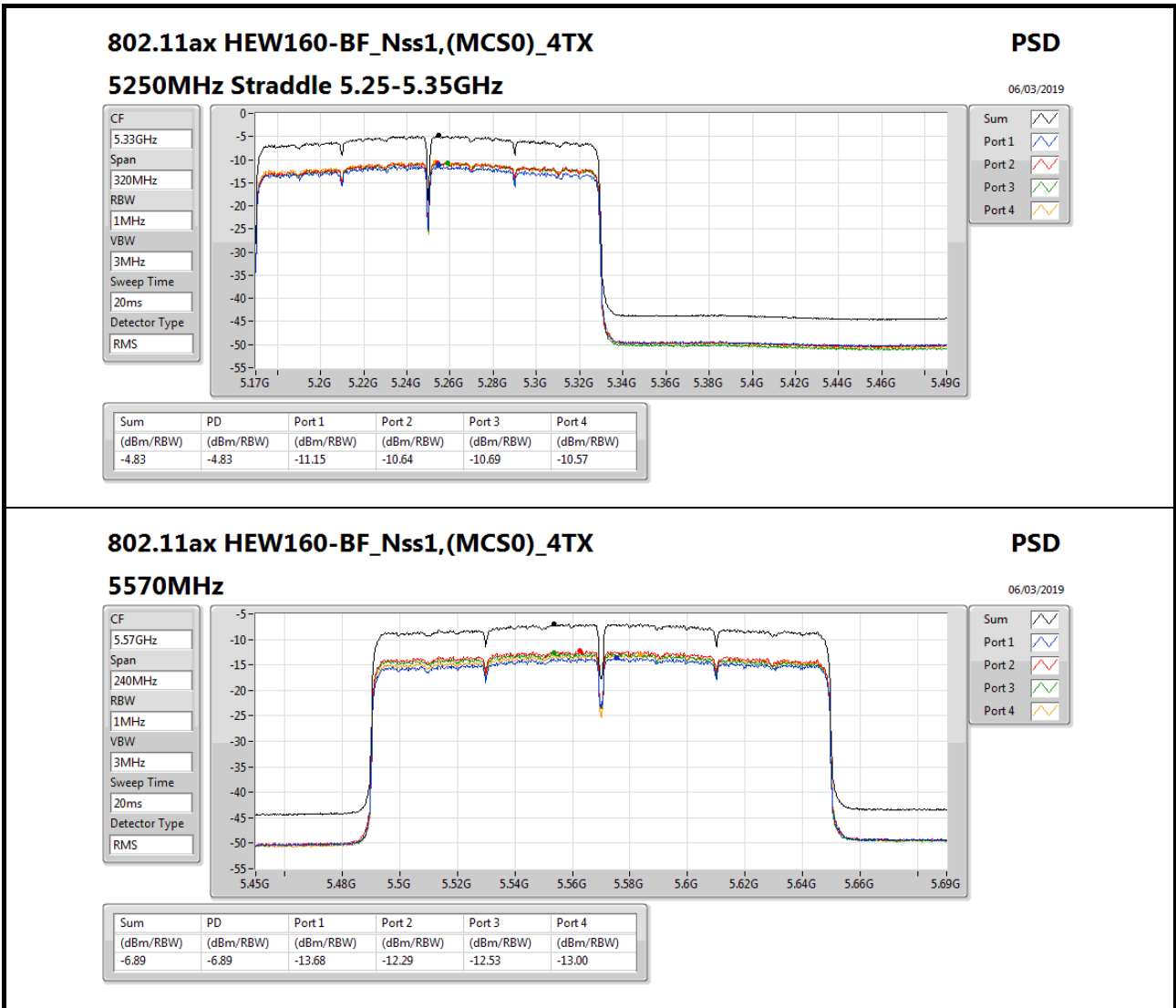
Port 1

Port 2

Port 3

Port 4







**For Non-beamforming / 4T4S mode  
Summary**

Mode	PD (dBm/RBW)
5.15-5.25GHz	-
802.11ax HEW160_Nss4,(MCS0)_4TX	-7.13
5.25-5.35GHz	-
802.11ax HEW20_Nss4,(MCS0)_4TX	10.61
802.11ax HEW40_Nss4,(MCS0)_4TX	5.62
802.11ax HEW80_Nss4,(MCS0)_4TX	-1.30
802.11ax HEW160_Nss4,(MCS0)_4TX	-6.59
5.47-5.725GHz	-
802.11ax HEW20_Nss4,(MCS0)_4TX	10.59
802.11ax HEW40_Nss4,(MCS0)_4TX	8.10
802.11ax HEW80_Nss4,(MCS0)_4TX	4.91
802.11ax HEW160_Nss4,(MCS0)_4TX	-5.98
5.725-5.85GHz	-
802.11ax HEW20_Nss4,(MCS0)_4TX	8.26
802.11ax HEW40_Nss4,(MCS0)_4TX	5.69
802.11ax HEW80_Nss4,(MCS0)_4TX	1.74

RBW = 500kHz for 5.725-5.85GHz band / 1MHz for other band;

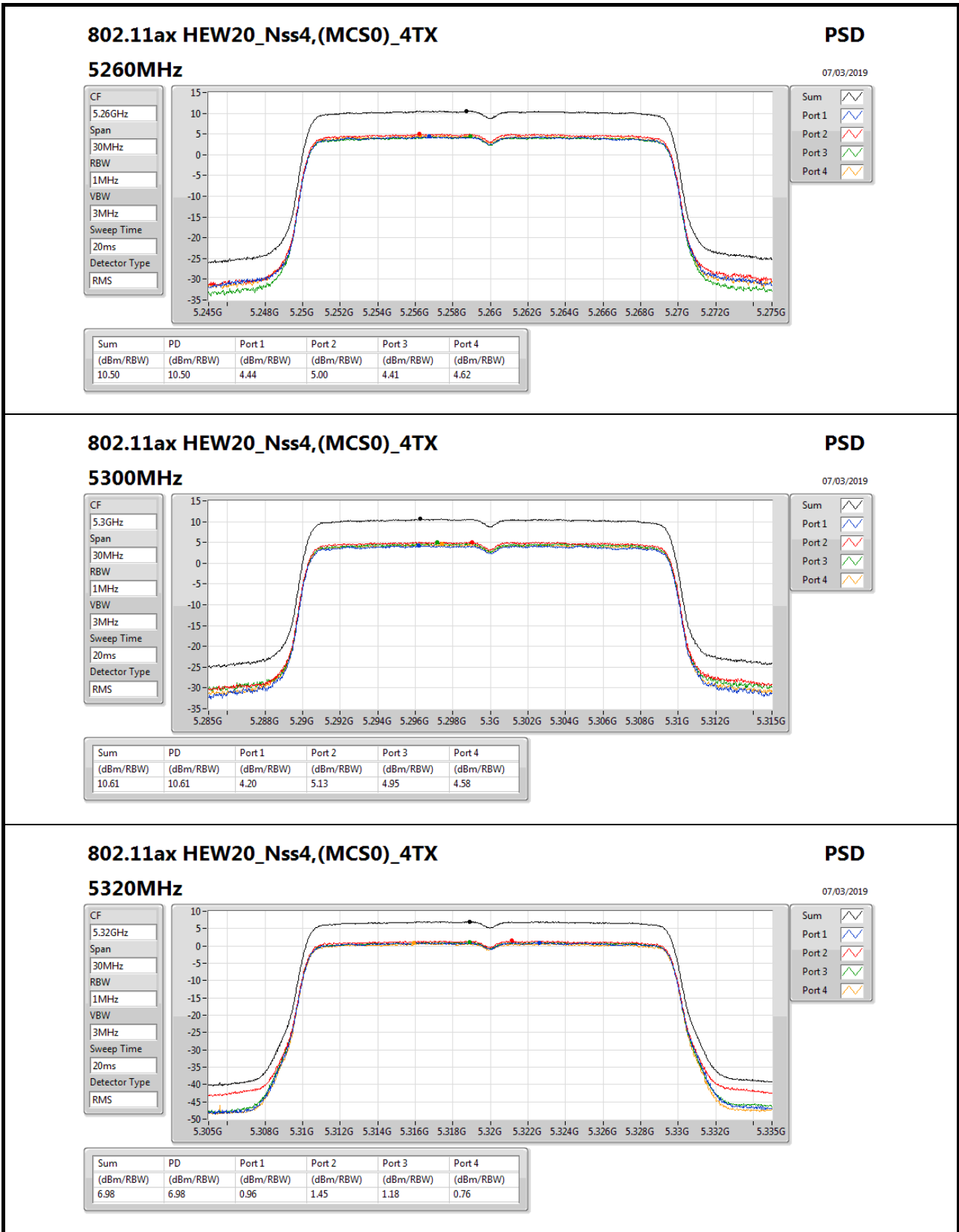


**PSD Result\_Radio 2**

**Result**

Mode	Result	DG (dBi)	Port 1 (dBm/RBW)	Port 2 (dBm/RBW)	Port 3 (dBm/RBW)	Port 4 (dBm/RBW)	PD (dBm/RBW)	PD Limit (dBm/RBW)
802.11ax HEW20_Nss4,(MCS0)_4TX	-	-	-	-	-	-	-	-
5260MHz	Pass	6.00	4.44	5.00	4.41	4.62	10.50	11.00
5300MHz	Pass	6.00	4.20	5.13	4.95	4.58	10.61	11.00
5320MHz	Pass	6.00	0.96	1.45	1.18	0.76	6.98	11.00
5500MHz	Pass	6.00	-1.18	0.46	-0.00	-0.17	5.75	11.00
5580MHz	Pass	6.00	4.05	4.94	4.93	4.83	10.59	11.00
5700MHz	Pass	6.00	-1.61	-0.31	-0.09	-1.00	5.15	11.00
5720MHz Straddle 5.47-5.725GHz	Pass	6.00	4.08	4.54	4.76	4.49	10.37	11.00
5720MHz Straddle 5.725-5.85GHz	Pass	6.00	2.16	2.25	2.56	2.46	8.26	30.00
802.11ax HEW40_Nss4,(MCS0)_4TX	-	-	-	-	-	-	-	-
5270MHz	Pass	6.00	-0.41	-0.23	-0.10	-0.21	5.62	11.00
5310MHz	Pass	6.00	-4.40	-3.97	-3.89	-4.23	1.82	11.00
5510MHz	Pass	6.00	-4.84	-4.05	-3.86	-4.46	1.55	11.00
5550MHz	Pass	6.00	-0.64	0.04	0.21	0.06	5.83	11.00
5670MHz	Pass	6.00	-3.61	-3.76	-2.67	-3.12	2.66	11.00
5710MHz Straddle 5.47-5.725GHz	Pass	6.00	2.72	1.11	2.64	2.29	8.10	11.00
5710MHz Straddle 5.725-5.85GHz	Pass	6.00	0.35	-1.53	-0.06	-0.12	5.69	30.00
802.11ax HEW80_Nss4,(MCS0)_4TX	-	-	-	-	-	-	-	-
5290MHz	Pass	6.00	-7.31	-6.81	-7.26	-7.50	-1.30	11.00
5530MHz	Pass	6.00	-7.91	-6.03	-6.45	-7.43	-1.05	11.00
5610MHz	Pass	6.00	-3.38	-2.65	-3.03	-3.64	2.78	11.00
5690MHz Straddle 5.47-5.725GHz	Pass	6.00	-0.98	-1.05	-0.72	-1.34	4.91	11.00
5690MHz Straddle 5.725-5.85GHz	Pass	6.00	-3.62	-4.56	-4.02	-4.45	1.74	30.00
802.11ax HEW160_Nss4,(MCS0)_4TX	-	-	-	-	-	-	-	-
5250MHz Straddle 5.15-5.25GHz	Pass	6.00	-13.44	-12.57	-13.10	-13.11	-7.13	17.00
5250MHz Straddle 5.25-5.35GHz	Pass	6.00	-13.01	-11.95	-12.50	-12.95	-6.59	11.00
5570MHz	Pass	6.00	-12.32	-11.67	-11.61	-11.94	-5.98	11.00

**DG** = Directional Gain; **RBW** = 500kHz for 5.725-5.85GHz band / 1MHz for other band;  
**PD** = trace bin-by-bin of each transmits port summing can be performed maximum power density; **Port X** = Port Xpower density;



### 802.11ax HEW20\_Nss4,(MCS0)\_4TX

#### 5320MHz

**PSD**

07/03/2019

CF  
5.32GHz

Span  
30MHz

RBW  
1MHz

VBW  
3MHz

Sweep Time  
20ms

Detector Type  
RMS



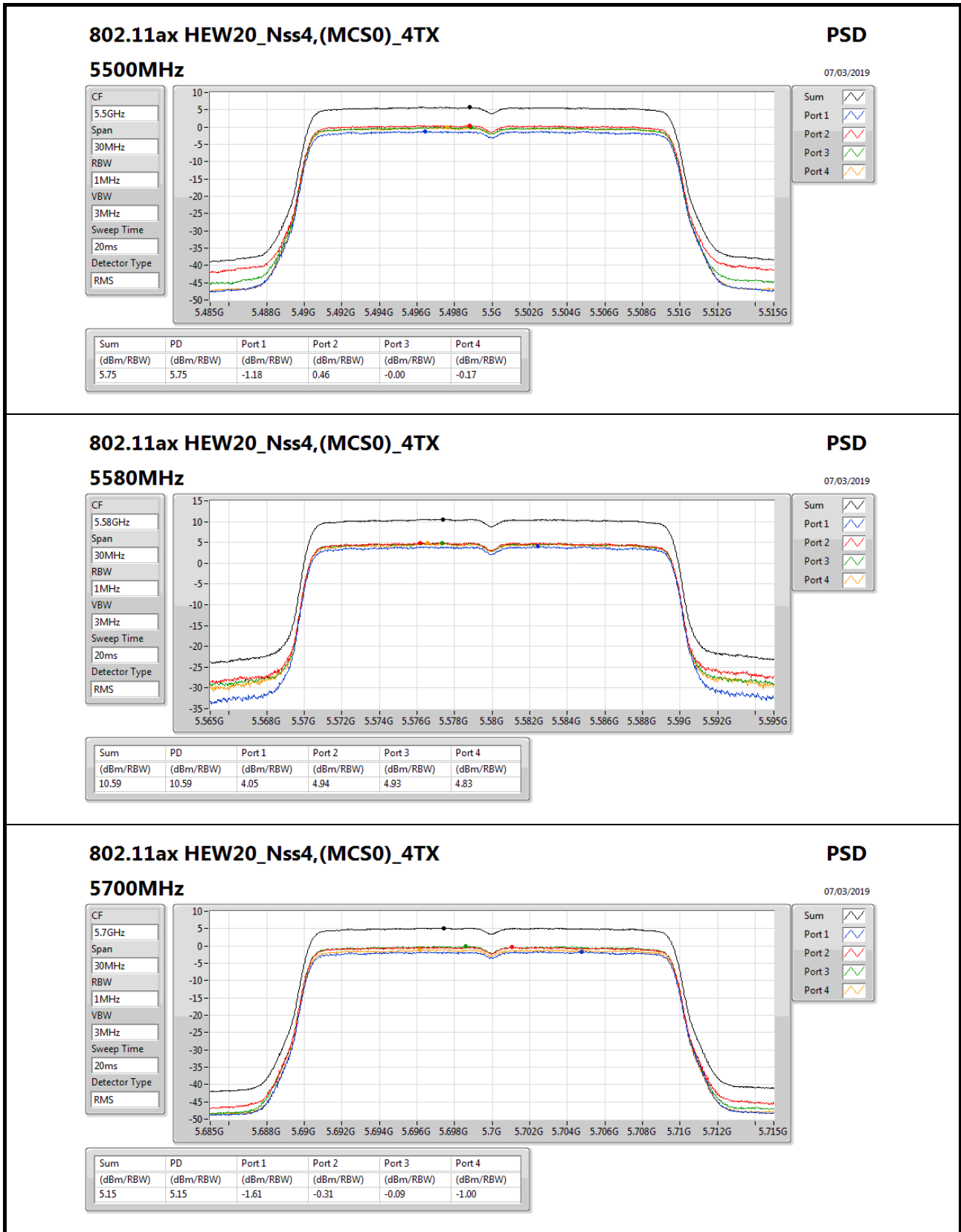
Sum 

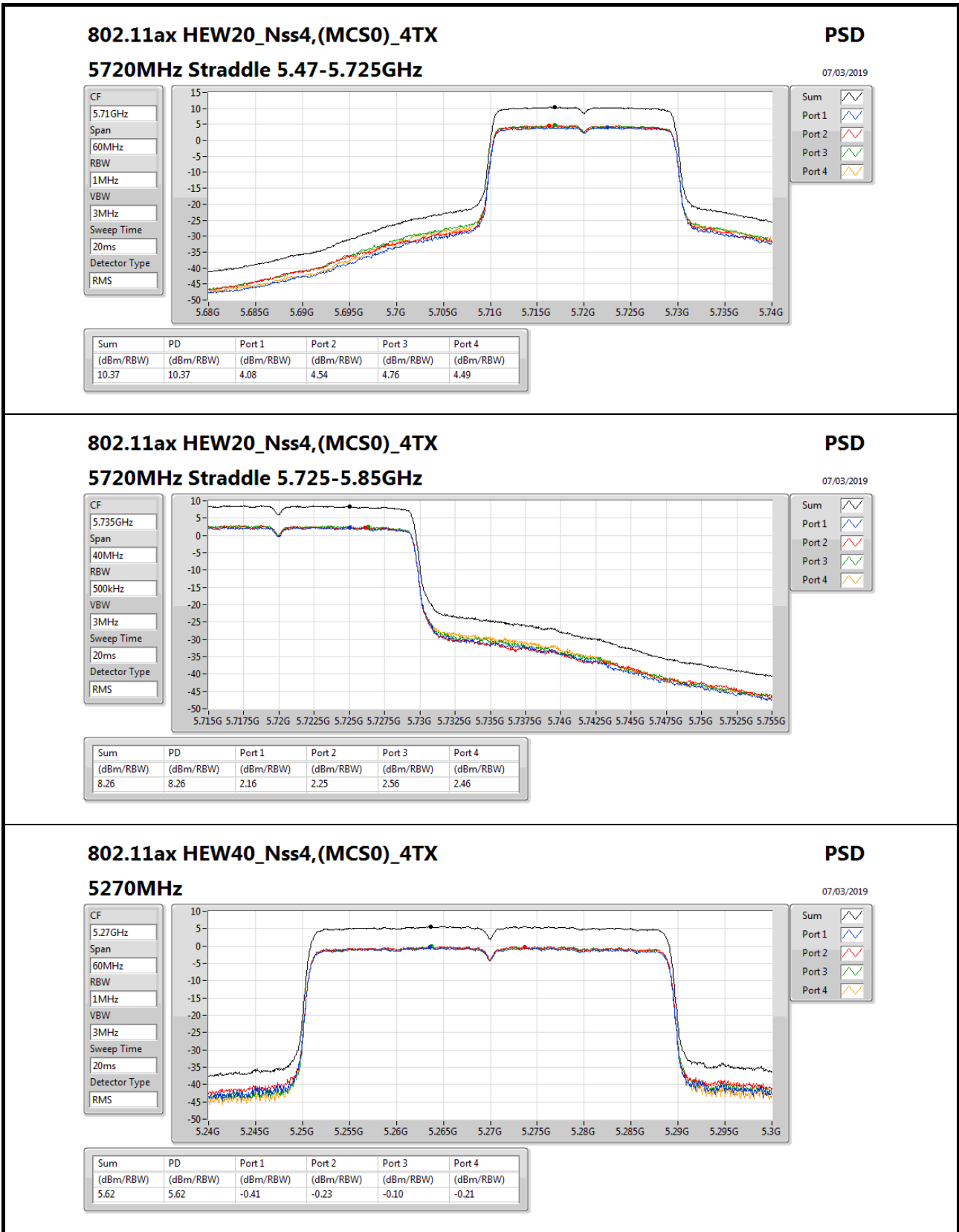
Port 1 

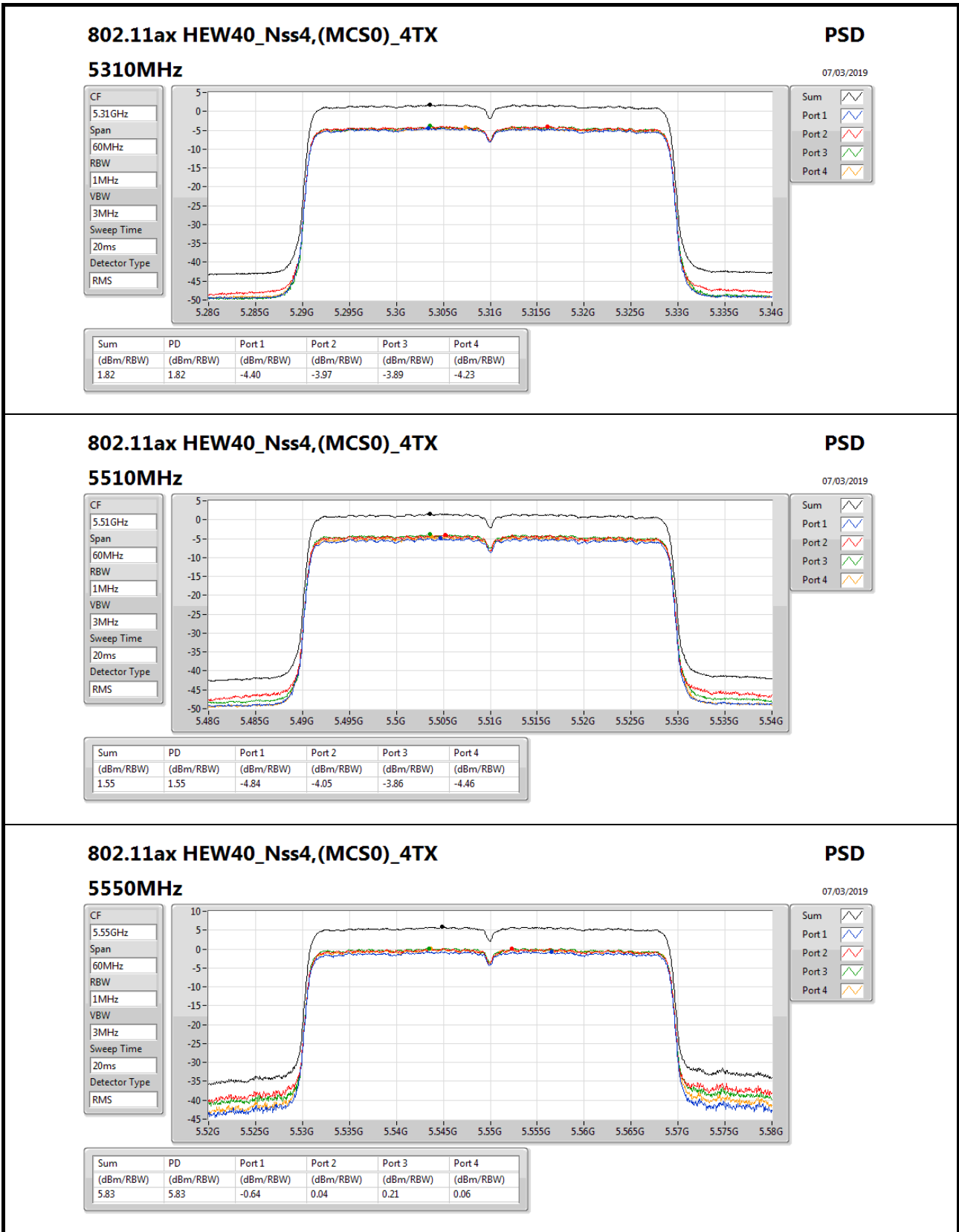
Port 2 

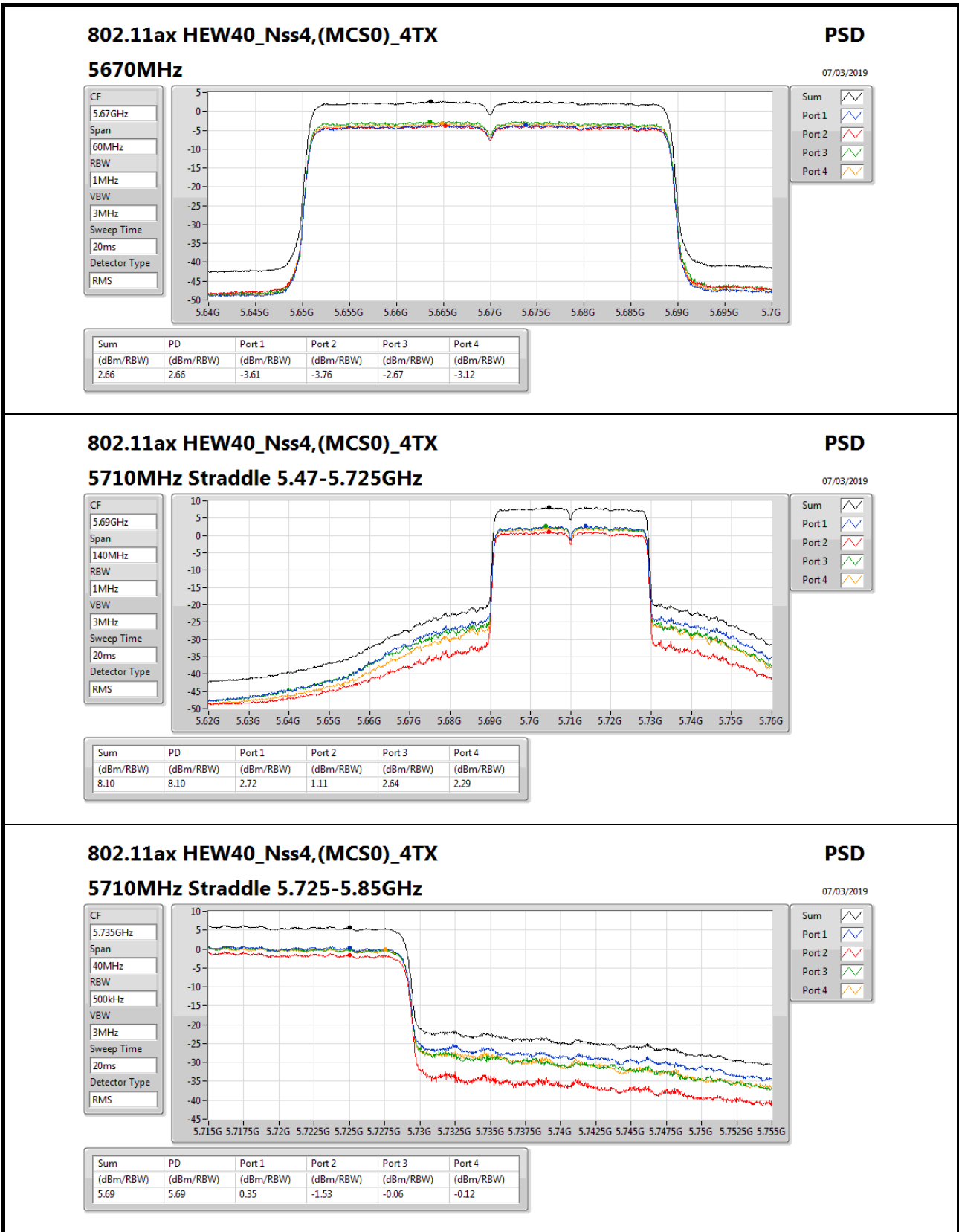
Port 3 

Port 4 

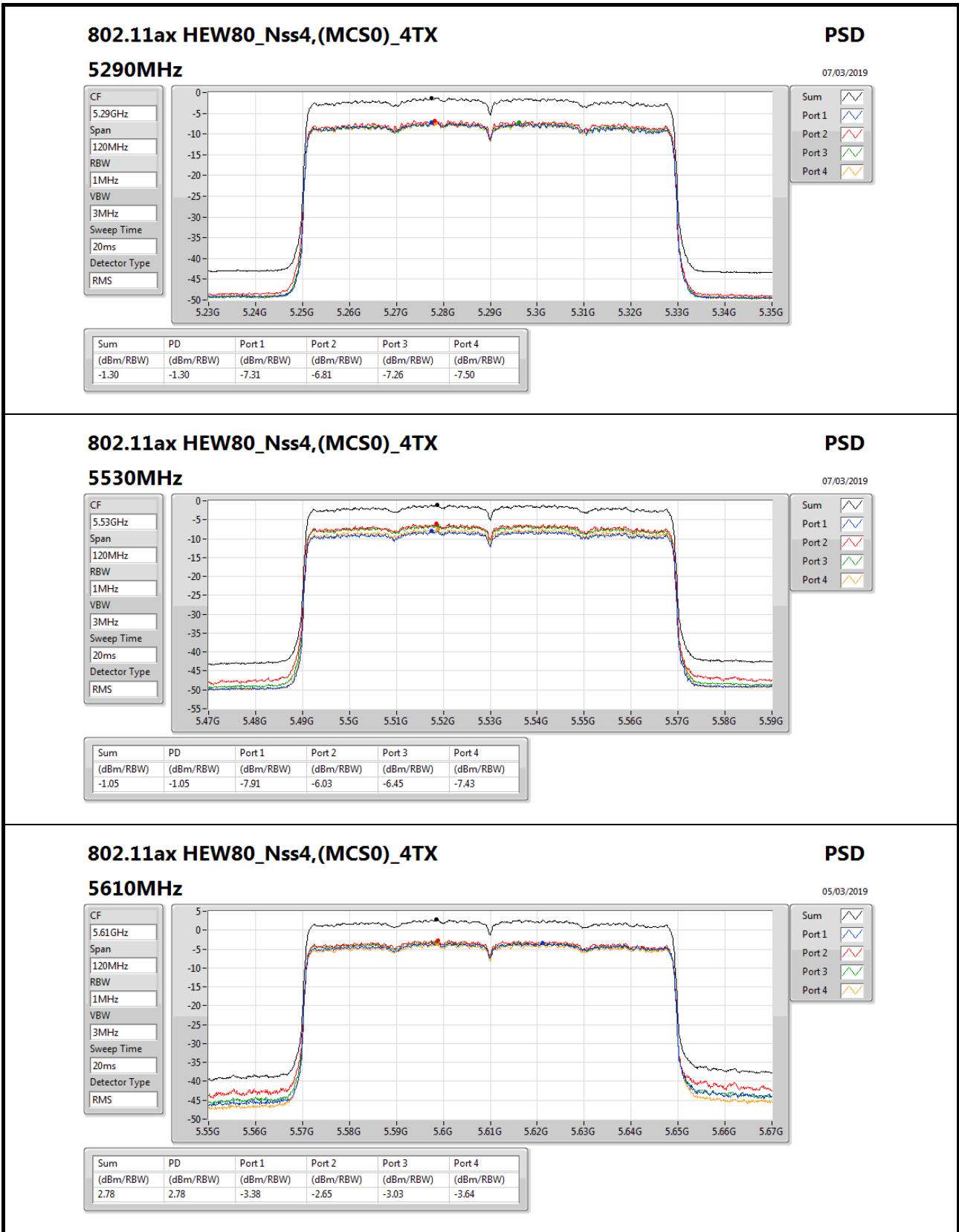


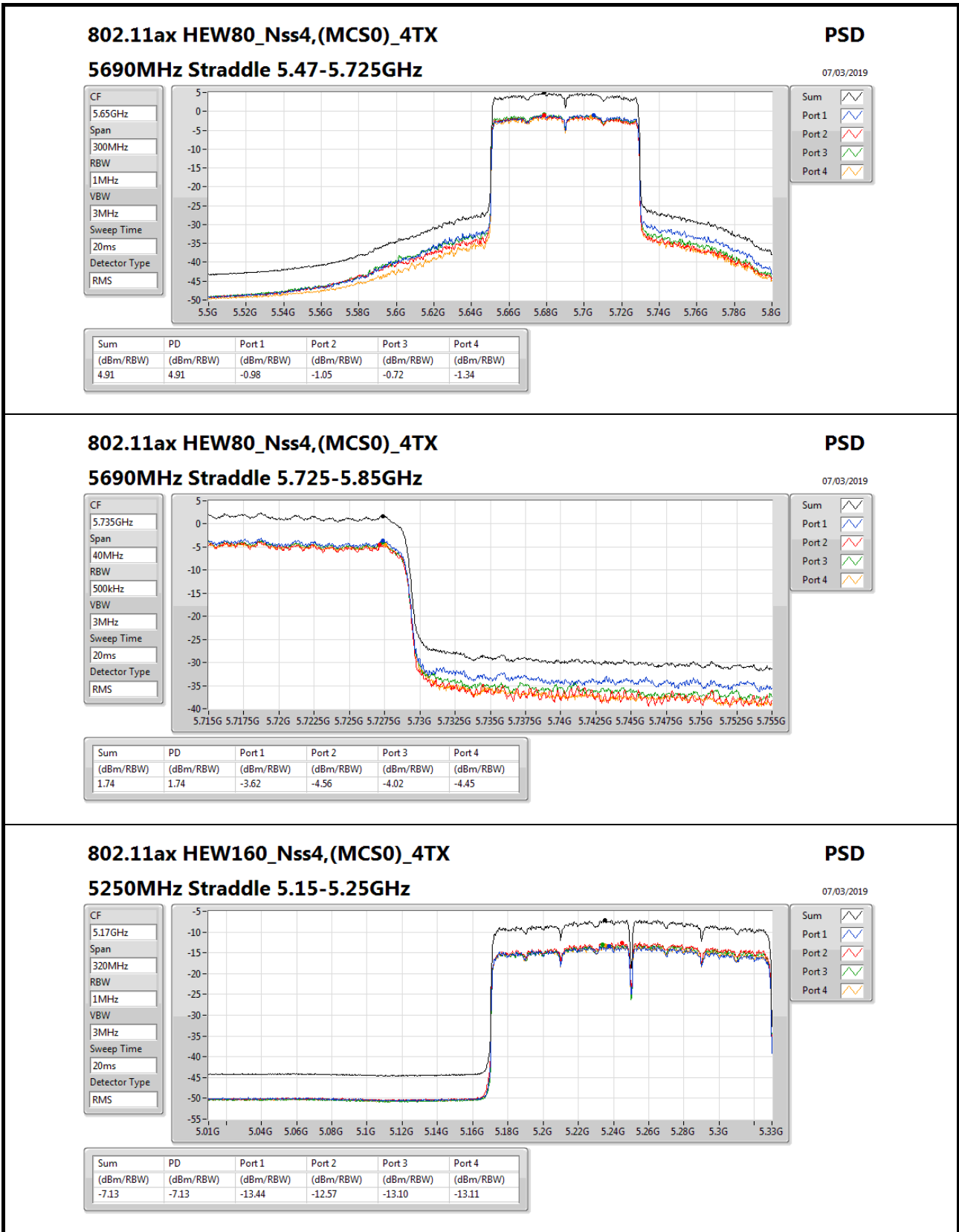


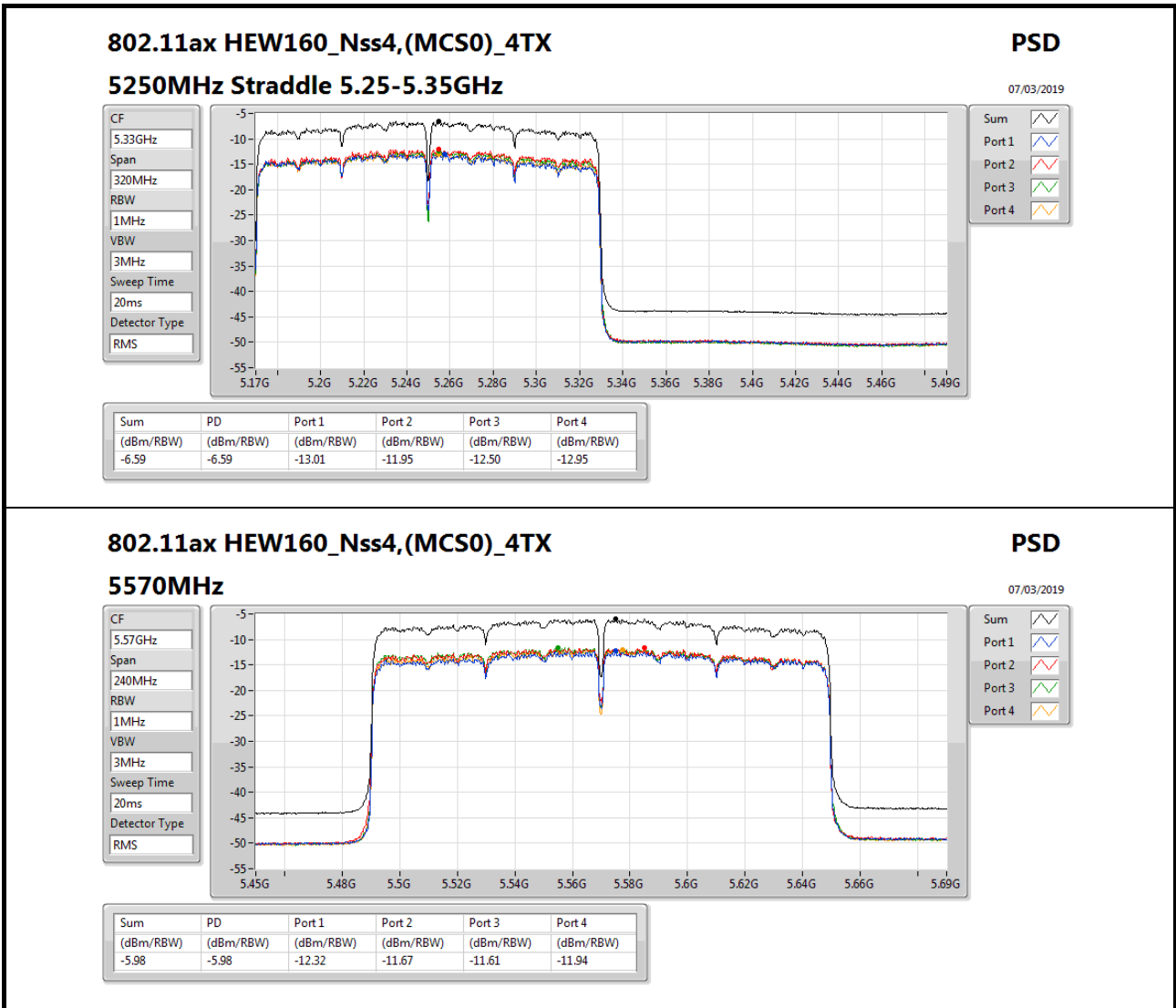














**Mode 3: (Ant. 11 Panel antenna / 8.7 dBi)  
For Non-beamforming / 1T1S mode  
Summary**

Mode	PD (dBm/RBW)
5.15-5.25GHz	-
802.11ax HEW160_Nss1,(MCS0)_1TX	-8.33
5.25-5.35GHz	-
802.11a_Nss1,(6Mbps)_1TX	5.32
802.11ax HEW20_Nss1,(MCS0)_1TX	5.51
802.11ax HEW40_Nss1,(MCS0)_1TX	1.71
802.11ax HEW80_Nss1,(MCS0)_1TX	-3.54
802.11ax HEW160_Nss1,(MCS0)_1TX	-8.46
5.47-5.725GHz	-
802.11a_Nss1,(6Mbps)_1TX	7.74
802.11ax HEW20_Nss1,(MCS0)_1TX	7.28
802.11ax HEW40_Nss1,(MCS0)_1TX	4.04
802.11ax HEW80_Nss1,(MCS0)_1TX	0.09
802.11ax HEW160_Nss1,(MCS0)_1TX	-7.95
5.725-5.85GHz	-
802.11a_Nss1,(6Mbps)_1TX	5.28
802.11ax HEW20_Nss1,(MCS0)_1TX	4.16
802.11ax HEW40_Nss1,(MCS0)_1TX	2.03
802.11ax HEW80_Nss1,(MCS0)_1TX	-2.37

RBW = 500kHz for 5.725-5.85GHz band / 1MHz for other band;



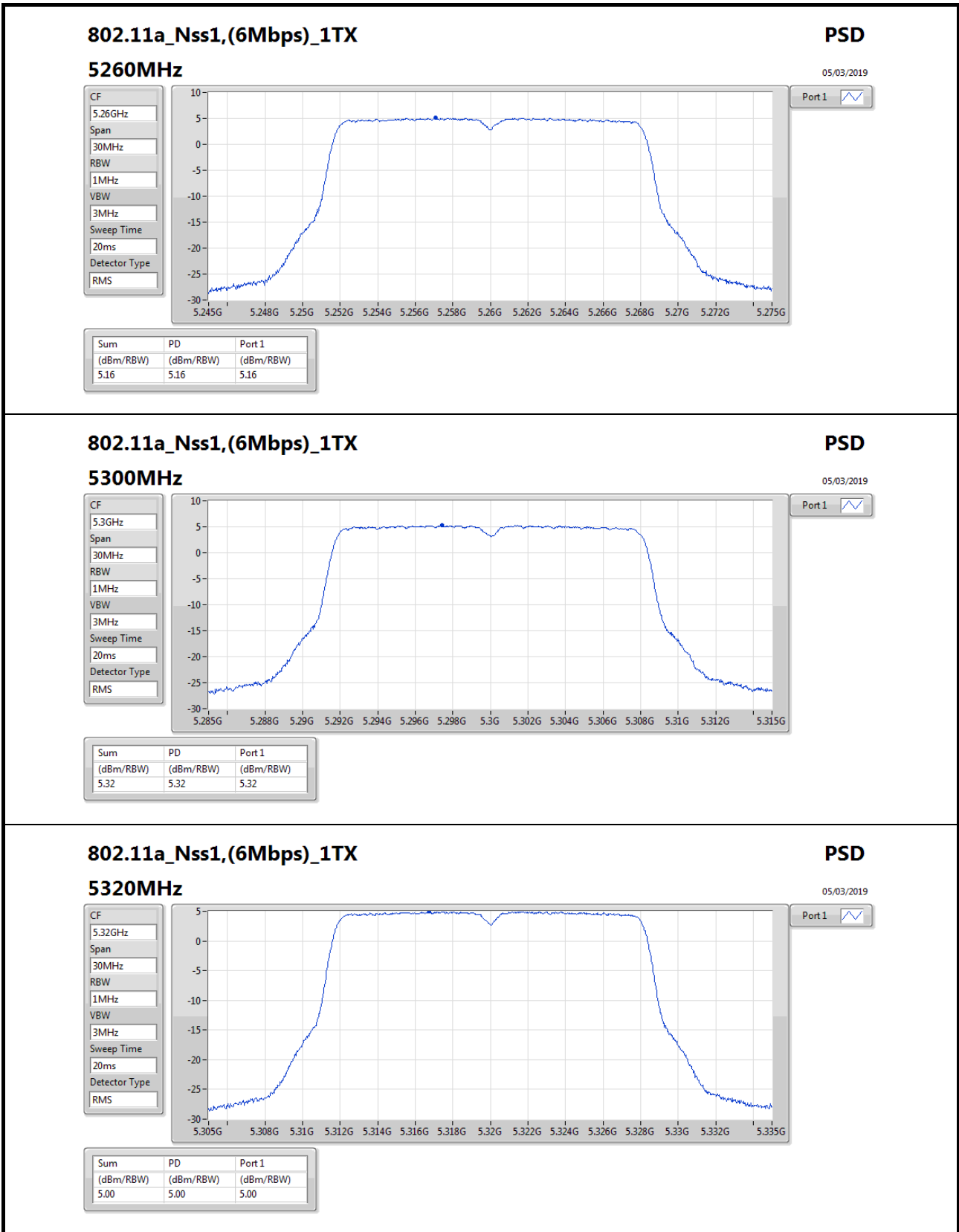
**PSD Result\_Radio 2**

Appendix C.41

**Result**

Mode	Result	DG (dBi)	Port 1 (dBm/RBW)	PD (dBm/RBW)	PD Limit (dBm/RBW)
802.11a_Nss1,(6Mbps)_1TX	-	-	-	-	-
5260MHz	Pass	8.70	5.16	5.16	8.30
5300MHz	Pass	8.70	5.32	5.32	8.30
5320MHz	Pass	8.70	5.00	5.00	8.30
5500MHz	Pass	8.70	1.62	1.62	8.30
5580MHz	Pass	8.70	7.74	7.74	8.30
5700MHz	Pass	8.70	1.66	1.66	8.30
5720MHz Straddle 5.47-5.725GHz	Pass	8.70	7.06	7.06	8.30
5720MHz Straddle 5.725-5.85GHz	Pass	8.70	5.28	5.28	27.30
802.11ax HEW20_Nss1,(MCS0)_1TX	-	-	-	-	-
5260MHz	Pass	8.70	4.68	4.68	8.30
5300MHz	Pass	8.70	5.51	5.51	8.30
5320MHz	Pass	8.70	3.50	3.50	8.30
5500MHz	Pass	8.70	1.35	1.35	8.30
5580MHz	Pass	8.70	7.28	7.28	8.30
5700MHz	Pass	8.70	-1.97	-1.97	8.30
5720MHz Straddle 5.47-5.725GHz	Pass	8.70	6.00	6.00	8.30
5720MHz Straddle 5.725-5.85GHz	Pass	8.70	4.16	4.16	27.30
802.11ax HEW40_Nss1,(MCS0)_1TX	-	-	-	-	-
5270MHz	Pass	8.70	1.71	1.71	8.30
5310MHz	Pass	8.70	-0.77	-0.77	8.30
5510MHz	Pass	8.70	-2.42	-2.42	8.30
5550MHz	Pass	8.70	3.02	3.02	8.30
5670MHz	Pass	8.70	-0.08	-0.08	8.30
5710MHz Straddle 5.47-5.725GHz	Pass	8.70	4.04	4.04	8.30
5710MHz Straddle 5.725-5.85GHz	Pass	8.70	2.03	2.03	27.30
802.11ax HEW80_Nss1,(MCS0)_1TX	-	-	-	-	-
5290MHz	Pass	8.70	-3.54	-3.54	8.30
5530MHz	Pass	8.70	-4.11	-4.11	8.30
5610MHz	Pass	8.70	-1.30	-1.30	8.30
5690MHz Straddle 5.47-5.725GHz	Pass	8.70	0.09	0.09	8.30
5690MHz Straddle 5.725-5.85GHz	Pass	8.70	-2.37	-2.37	27.30
802.11ax HEW160_Nss1,(MCS0)_1TX	-	-	-	-	-
5250MHz Straddle 5.15-5.25GHz	Pass	8.70	-8.33	-8.33	14.30
5250MHz Straddle 5.25-5.35GHz	Pass	8.70	-8.46	-8.46	8.30
5570MHz	Pass	8.70	-7.95	-7.95	8.30

**DG** = Directional Gain; **RBW** = 500kHz for 5.725-5.85GHz band / 1MHz for other band;  
**PD** = trace bin-by-bin of each transmits port summing can be performed maximum power density; **Port X** = Port Xpower density;



### 802.11a\_Nss1,(6Mbps)\_1TX

#### 5320MHz

**PSD**  
05/03/2019

CF  
5.32GHz

Span  
30MHz

RBW  
1MHz

VBW  
3MHz

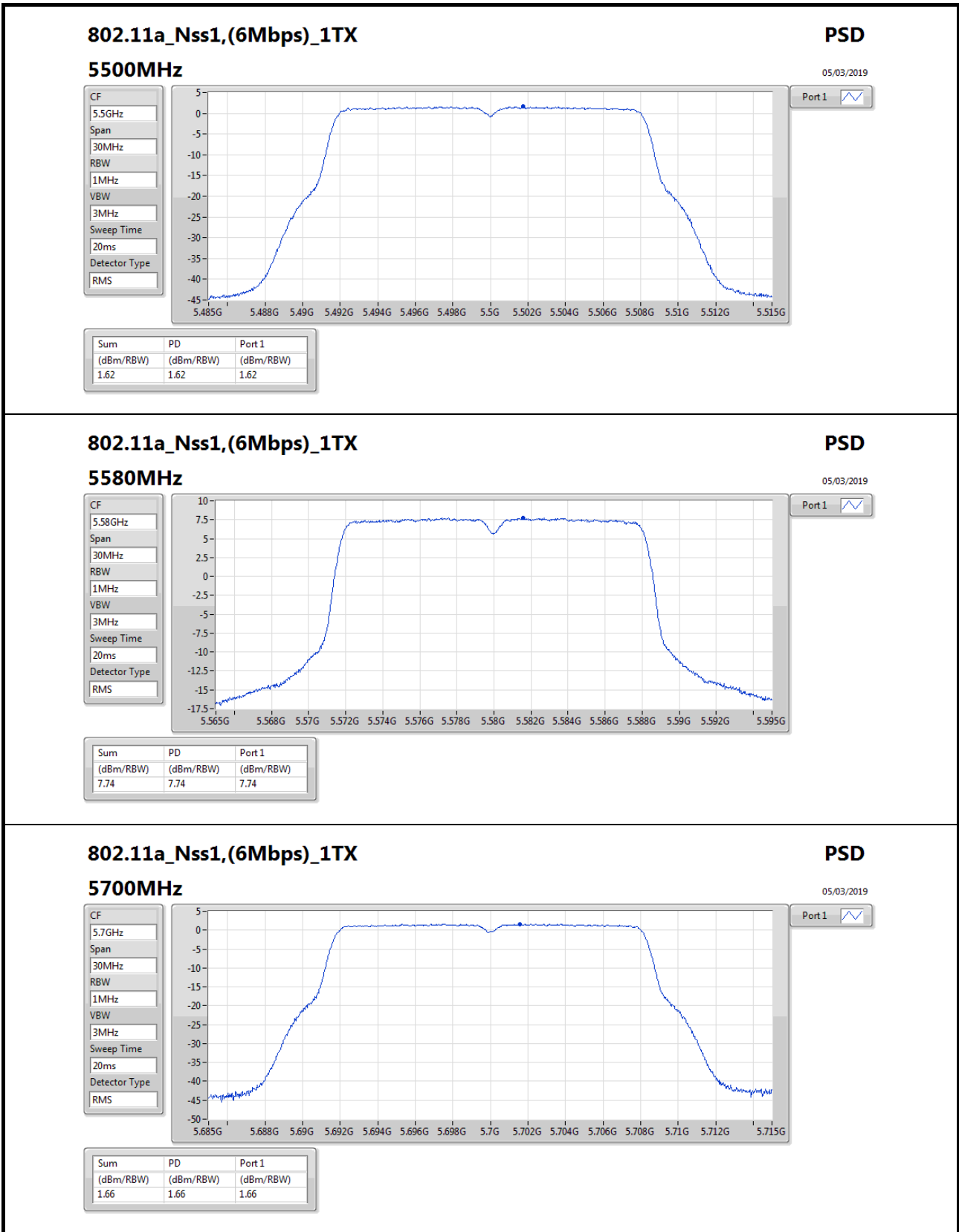
Sweep Time  
20ms

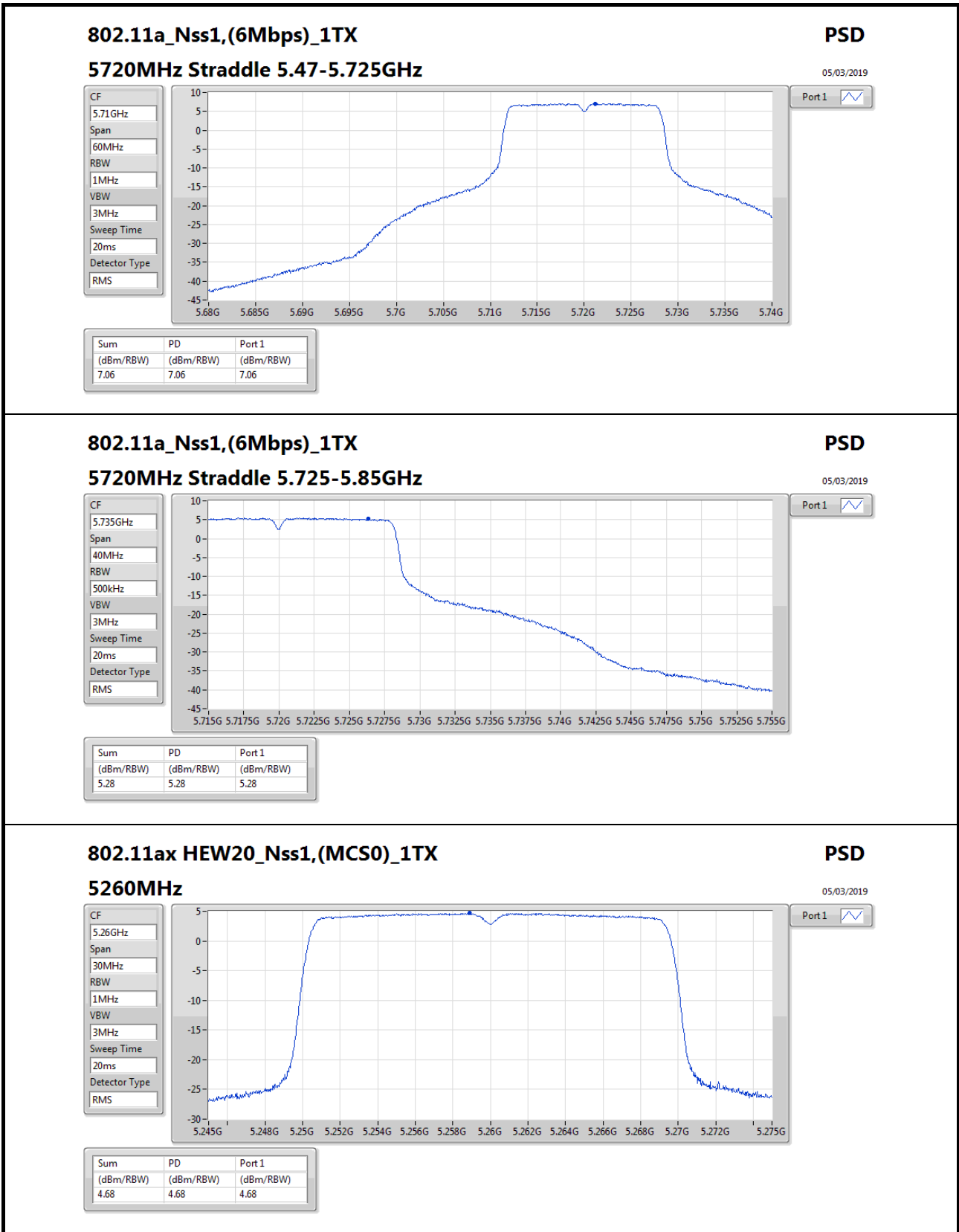
Detector Type  
RMS



Port 1 

Sum	PD	Port 1
(dBm/RBW)	(dBm/RBW)	(dBm/RBW)
5.00	5.00	5.00





### 802.11ax HEW20\_Nss1,(MCS0)\_1TX

#### 5260MHz

PSD

05/03/2019

CF  
5.26GHz

Span  
30MHz

RBW  
1MHz

VBW  
3MHz

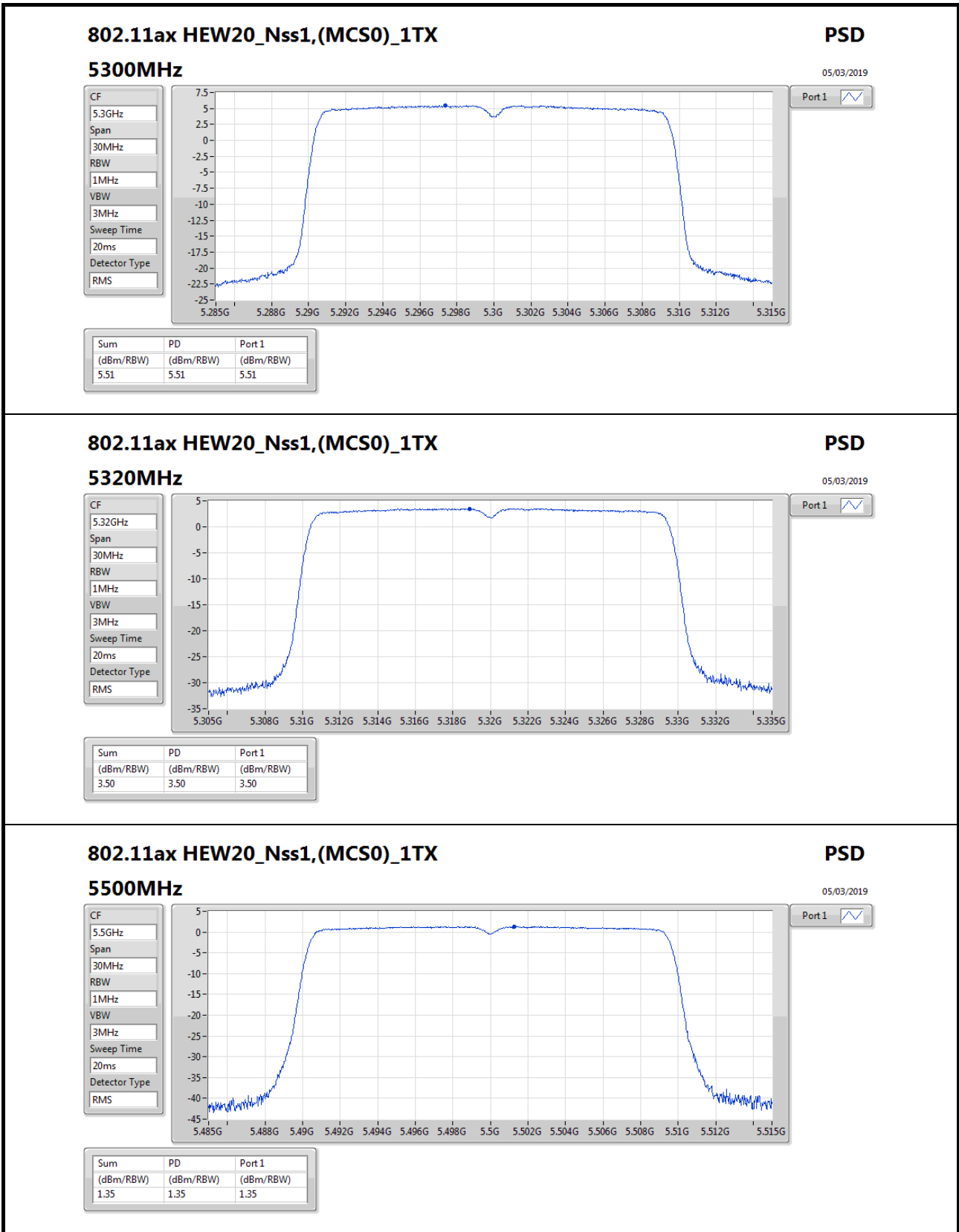
Sweep Time  
20ms

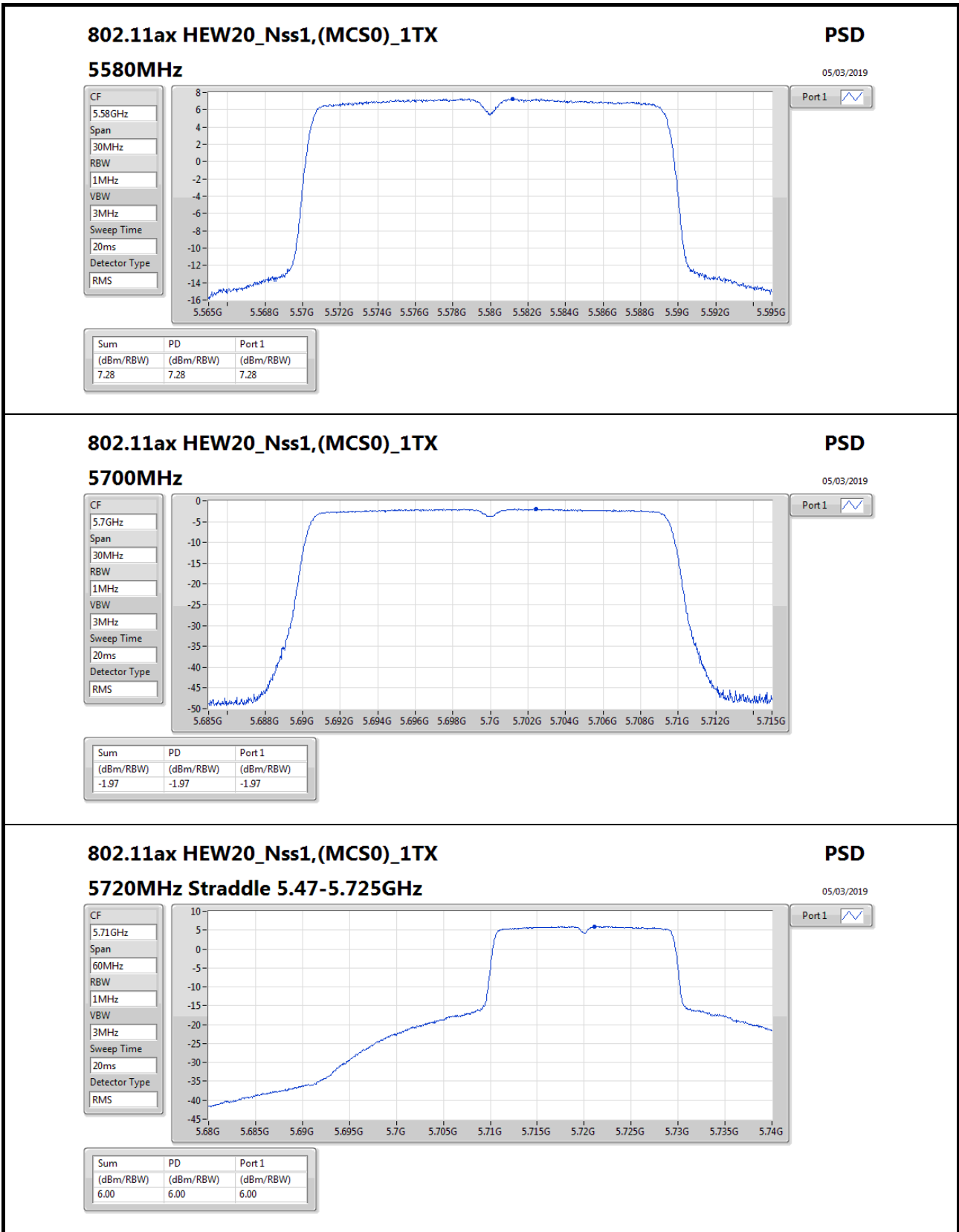
Detector Type  
RMS

Port 1

Sum	PD	Port 1
(dBm/RBW)	(dBm/RBW)	(dBm/RBW)
4.68	4.68	4.68







### 802.11ax HEW20\_Nss1,(MCS0)\_1TX

#### 5720MHz Straddle 5.47-5.725GHz

PSD

05/03/2019

CF  
5.71GHz

Span  
60MHz

RBW  
1MHz

VBW  
3MHz

Sweep Time  
20ms

Detector Type  
RMS



Port 1 

Sum	PD	Port 1
(dBm/RBW)	(dBm/RBW)	(dBm/RBW)
6.00	6.00	6.00



### 802.11ax HEW40\_Nss1,(MCS0)\_1TX

#### 5310MHz

PSD

05/03/2019

CF  
5.31GHz

Span  
60MHz

RBW  
1MHz

VBW  
3MHz

Sweep Time  
20ms

Detector Type  
RMS

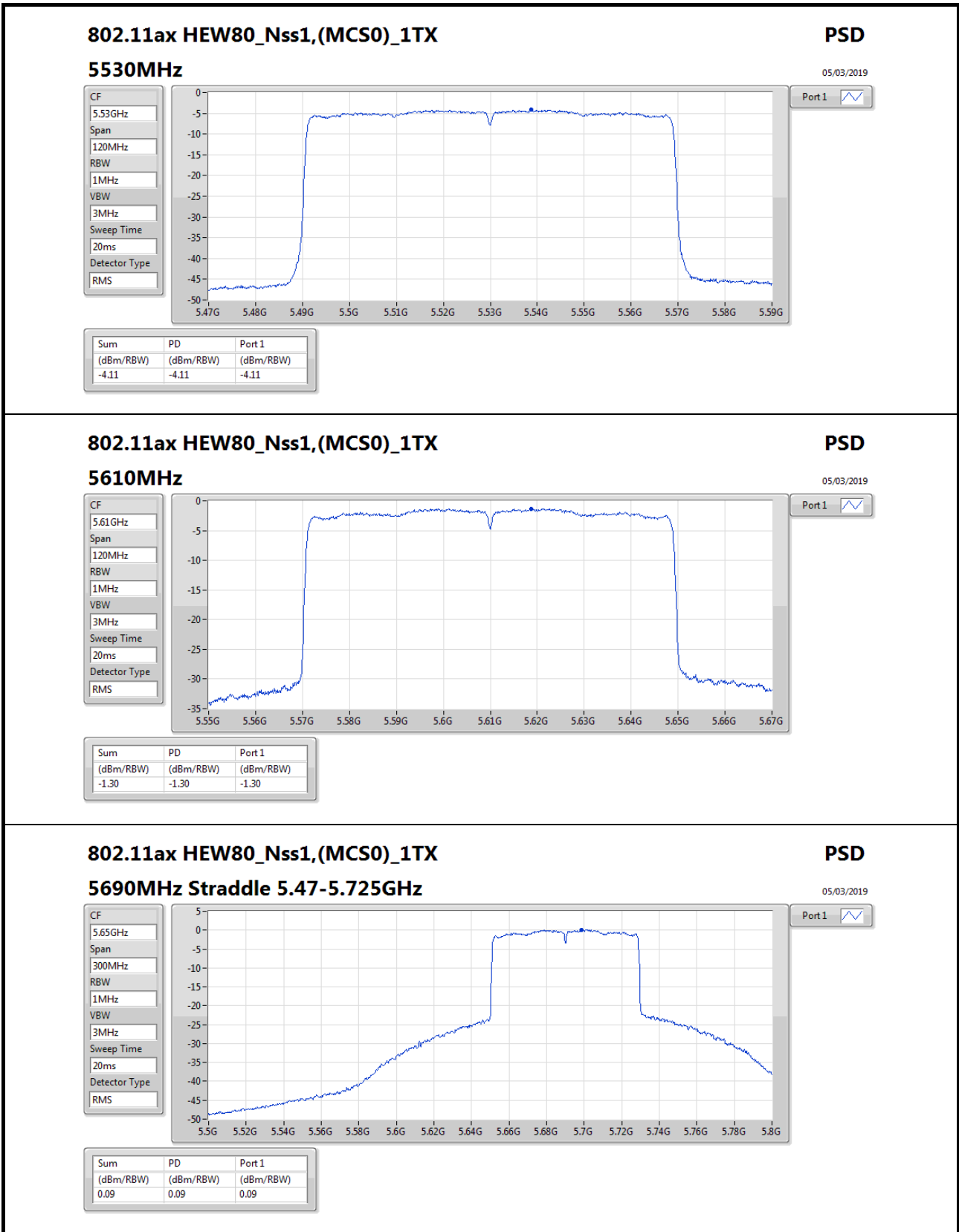


Port 1 

Sum	PD	Port 1
(dBm/RBW)	(dBm/RBW)	(dBm/RBW)
-0.77	-0.77	-0.77







### 802.11ax HEW80\_Nss1,(MCS0)\_1TX

#### 5690MHz Straddle 5.47-5.725GHz

### PSD

05/03/2019

CF  
5.65GHz

Span  
300MHz

RBW  
1MHz

VBW  
3MHz

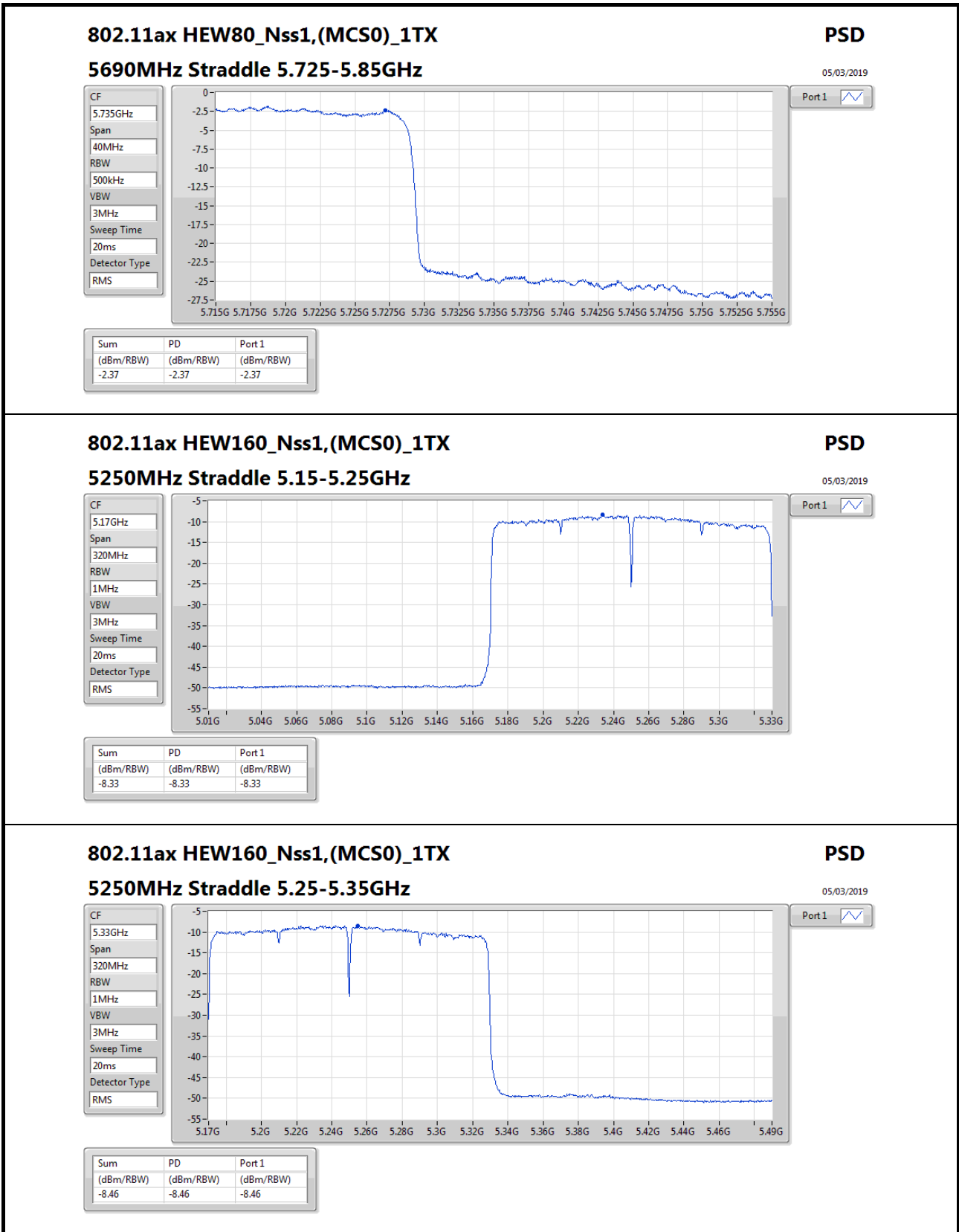
Sweep Time  
20ms

Detector Type  
RMS



Port 1 

Sum	PD	Port 1
(dBm/RBW)	(dBm/RBW)	(dBm/RBW)
0.09	0.09	0.09



**802.11ax HEW160\_Nss1,(MCS0)\_1TX**

**5250MHz Straddle 5.25-5.35GHz**

**PSD**

05/03/2019

Port 1

CF

5.33GHz

Span

320MHz

RBW

1MHz

VBW

3MHz

Sweep Time

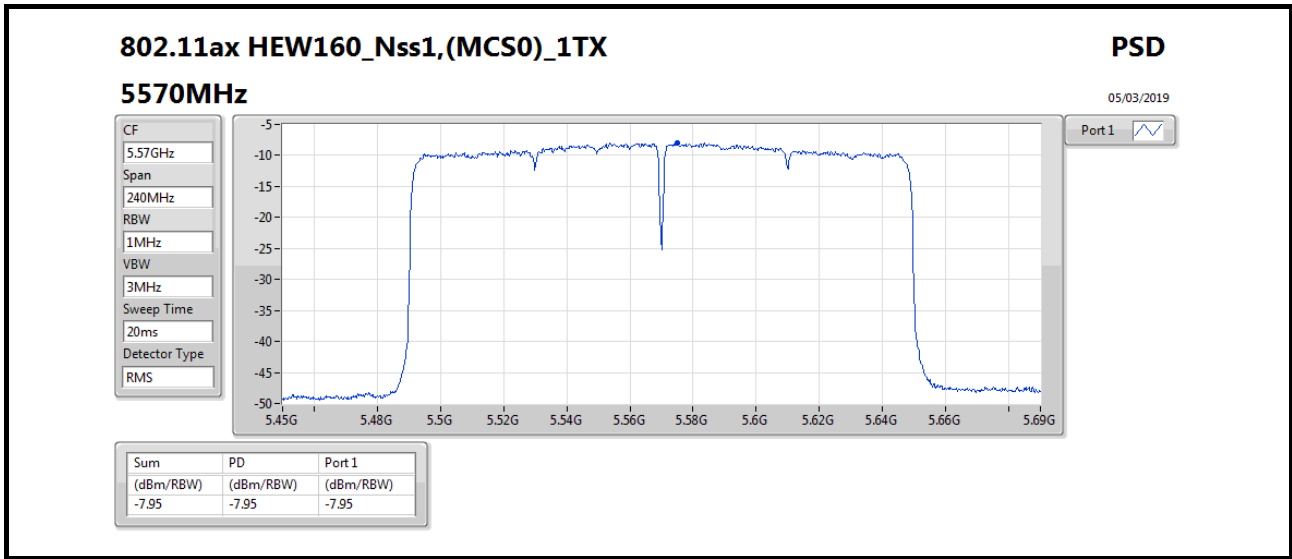
20ms

Detector Type

RMS

Port 1

Sum	PD	Port 1
(dBm/RBW)	(dBm/RBW)	(dBm/RBW)
-8.46	-8.46	-8.46







**For Non-beamforming / 2T2S mode  
Summary**

Mode	PD (dBm/RBW)
5.15-5.25GHz	-
802.11ax HEW160_Nss2,(MCS0)_2TX	-6.73
5.25-5.35GHz	-
802.11ax HEW20_Nss2,(MCS0)_2TX	7.02
802.11ax HEW40_Nss2,(MCS0)_2TX	4.39
802.11ax HEW80_Nss2,(MCS0)_2TX	-2.19
802.11ax HEW160_Nss2,(MCS0)_2TX	-6.10
5.47-5.725GHz	-
802.11ax HEW20_Nss2,(MCS0)_2TX	8.24
802.11ax HEW40_Nss2,(MCS0)_2TX	5.23
802.11ax HEW80_Nss2,(MCS0)_2TX	1.63
802.11ax HEW160_Nss2,(MCS0)_2TX	-7.21
5.725-5.85GHz	-
802.11ax HEW20_Nss2,(MCS0)_2TX	6.36
802.11ax HEW40_Nss2,(MCS0)_2TX	2.94
802.11ax HEW80_Nss2,(MCS0)_2TX	-1.28

**RBW** = 500kHz for 5.725-5.85GHz band / 1MHz for other band;

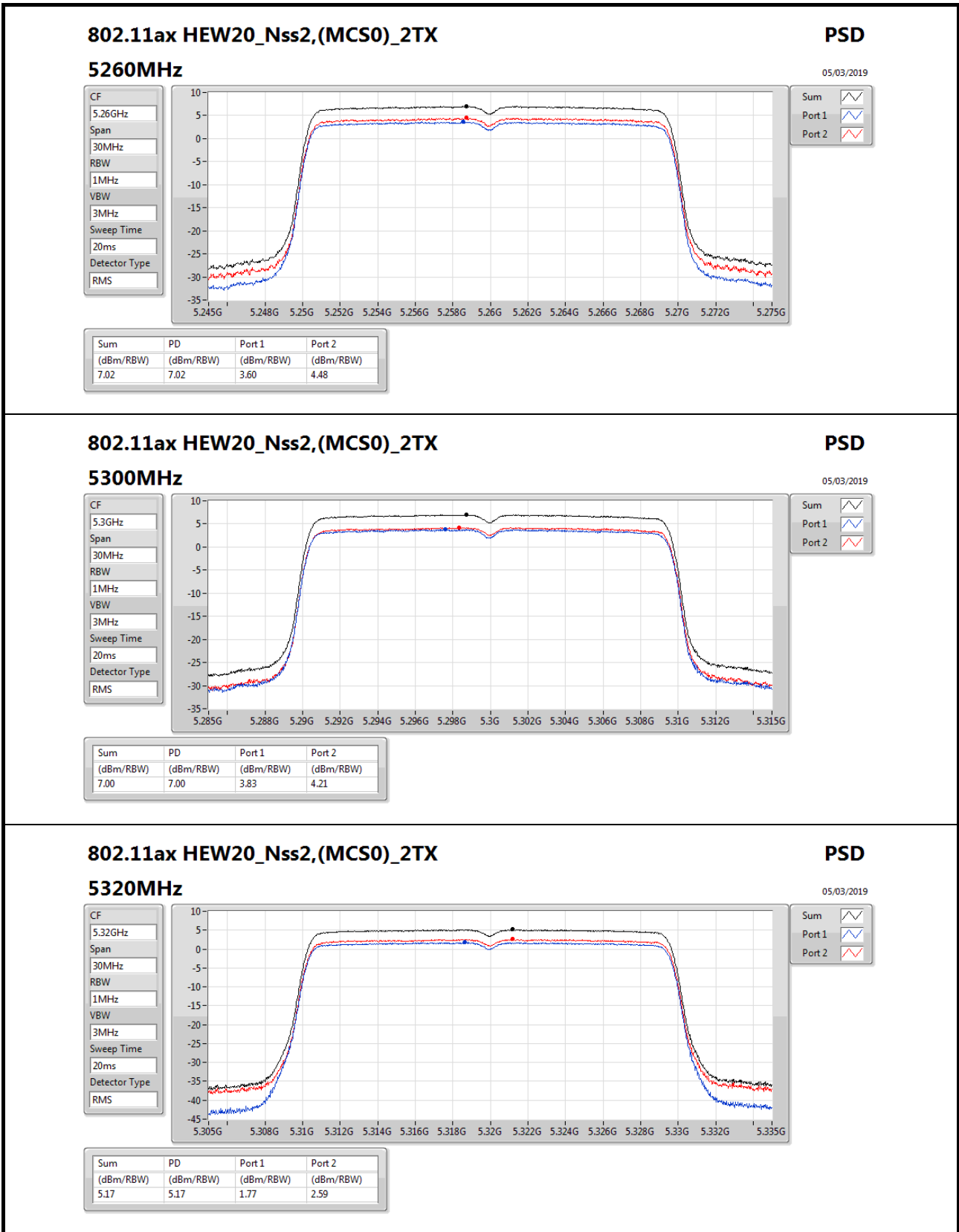


**PSD Result\_Radio 2**

**Result**

Mode	Result	DG (dBi)	Port 1 (dBm/RBW)	Port 2 (dBm/RBW)	PD (dBm/RBW)	PD Limit (dBm/RBW)
802.11ax HEW20_Nss2,(MCS0)_2TX	-	-	-	-	-	-
5260MHz	Pass	8.70	3.60	4.48	7.02	8.30
5300MHz	Pass	8.70	3.83	4.21	7.00	8.30
5320MHz	Pass	8.70	1.77	2.59	5.17	8.30
5500MHz	Pass	8.70	-1.10	0.39	2.68	8.30
5580MHz	Pass	8.70	3.12	4.79	7.05	8.30
5700MHz	Pass	8.70	-1.25	-0.10	2.31	8.30
5720MHz Straddle 5.47-5.725GHz	Pass	8.70	5.15	5.32	8.24	8.30
5720MHz Straddle 5.725-5.85GHz	Pass	8.70	3.35	3.34	6.36	27.30
802.11ax HEW40_Nss2,(MCS0)_2TX	-	-	-	-	-	-
5270MHz	Pass	8.70	1.27	1.60	4.39	8.30
5310MHz	Pass	8.70	-2.02	-1.04	1.46	8.30
5510MHz	Pass	8.70	-3.25	-2.30	0.26	8.30
5550MHz	Pass	8.70	1.12	1.51	4.26	8.30
5670MHz	Pass	8.70	-1.81	-2.05	1.03	8.30
5710MHz Straddle 5.47-5.725GHz	Pass	8.70	2.81	1.72	5.23	8.30
5710MHz Straddle 5.725-5.85GHz	Pass	8.70	0.51	-0.61	2.94	27.30
802.11ax HEW80_Nss2,(MCS0)_2TX	-	-	-	-	-	-
5290MHz	Pass	8.70	-5.55	-4.84	-2.19	8.30
5530MHz	Pass	8.70	-7.26	-5.81	-3.68	8.30
5610MHz	Pass	8.70	-3.44	-2.72	-0.16	8.30
5690MHz Straddle 5.47-5.725GHz	Pass	8.70	-1.16	-1.16	1.63	8.30
5690MHz Straddle 5.725-5.85GHz	Pass	8.70	-3.94	-4.68	-1.28	27.30
802.11ax HEW160_Nss2,(MCS0)_2TX	-	-	-	-	-	-
5250MHz Straddle 5.15-5.25GHz	Pass	8.70	-9.82	-9.35	-6.73	14.30
5250MHz Straddle 5.25-5.35GHz	Pass	8.70	-9.35	-8.80	-6.10	8.30
5570MHz	Pass	8.70	-10.74	-9.59	-7.21	8.30

**DG** = Directional Gain; **RBW** = 500kHz for 5.725-5.85GHz band / 1MHz for other band;  
**PD** = trace bin-by-bin of each transmits port summing can be performed maximum power density; **Port X** = Port Xpower density;



### 802.11ax HEW20\_Nss2,(MCS0)\_2TX

#### 5320MHz

PSD

05/03/2019

CF  
5.32GHz

Span  
30MHz

RBW  
1MHz

VBW  
3MHz

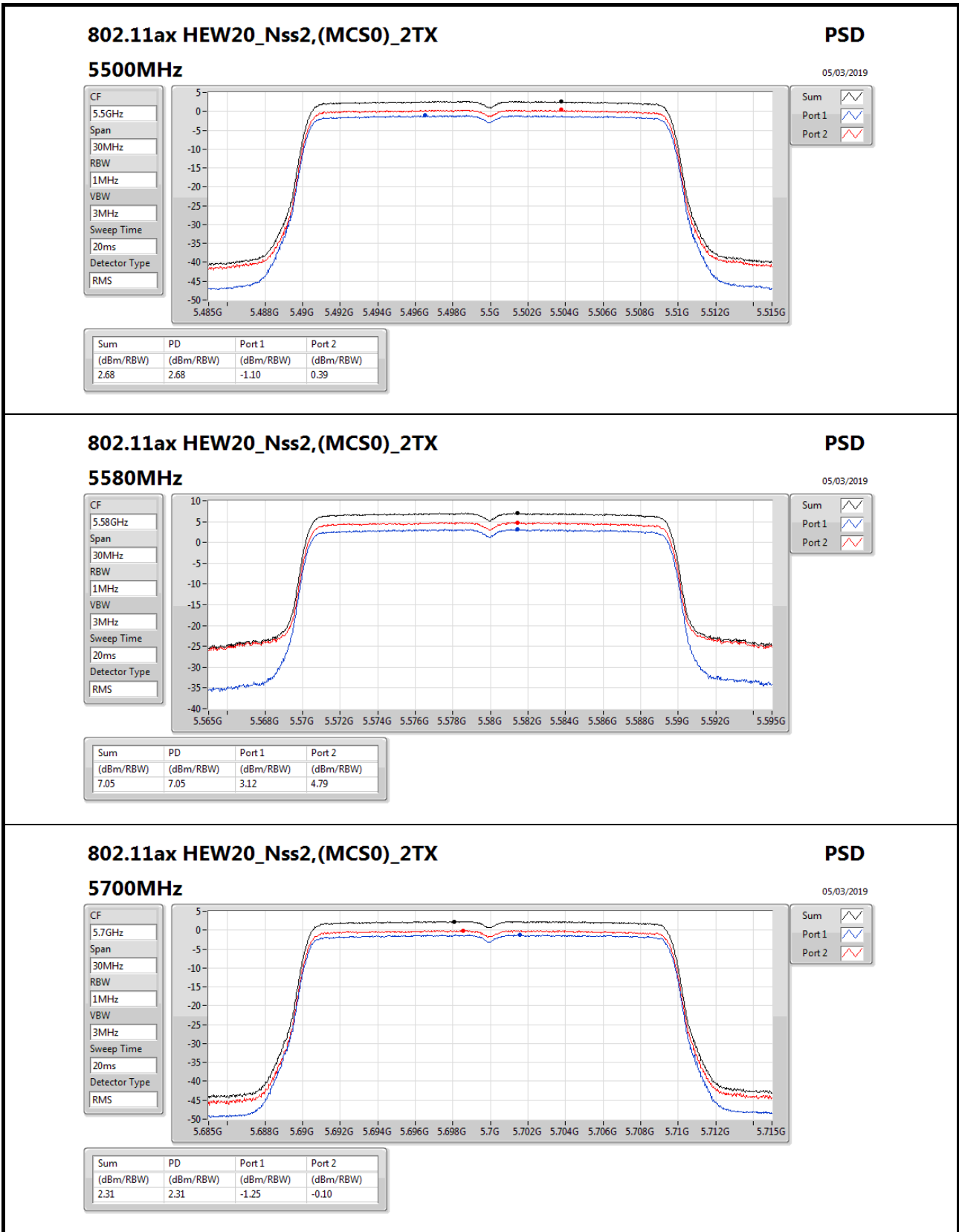
Sweep Time  
20ms

Detector Type  
RMS

Sum

Port 1

Port 2



### 802.11ax HEW20\_Nss2,(MCS0)\_2TX

#### 5700MHz

**PSD**

05/03/2019

CF  
5.7GHz

Span  
30MHz

RBW  
1MHz

VBW  
3MHz

Sweep Time  
20ms

Detector Type  
RMS

Sum

Port 1

Port 2

Sum	PD	Port 1	Port 2
(dBm/RBW)	(dBm/RBW)	(dBm/RBW)	(dBm/RBW)
2.31	2.31	-1.25	-0.10



### 802.11ax HEW40\_Nss2,(MCS0)\_2TX

#### 5270MHz

**PSD**

05/03/2019

CF  
5.27GHz

Span  
60MHz

RBW  
1MHz

VBW  
3MHz

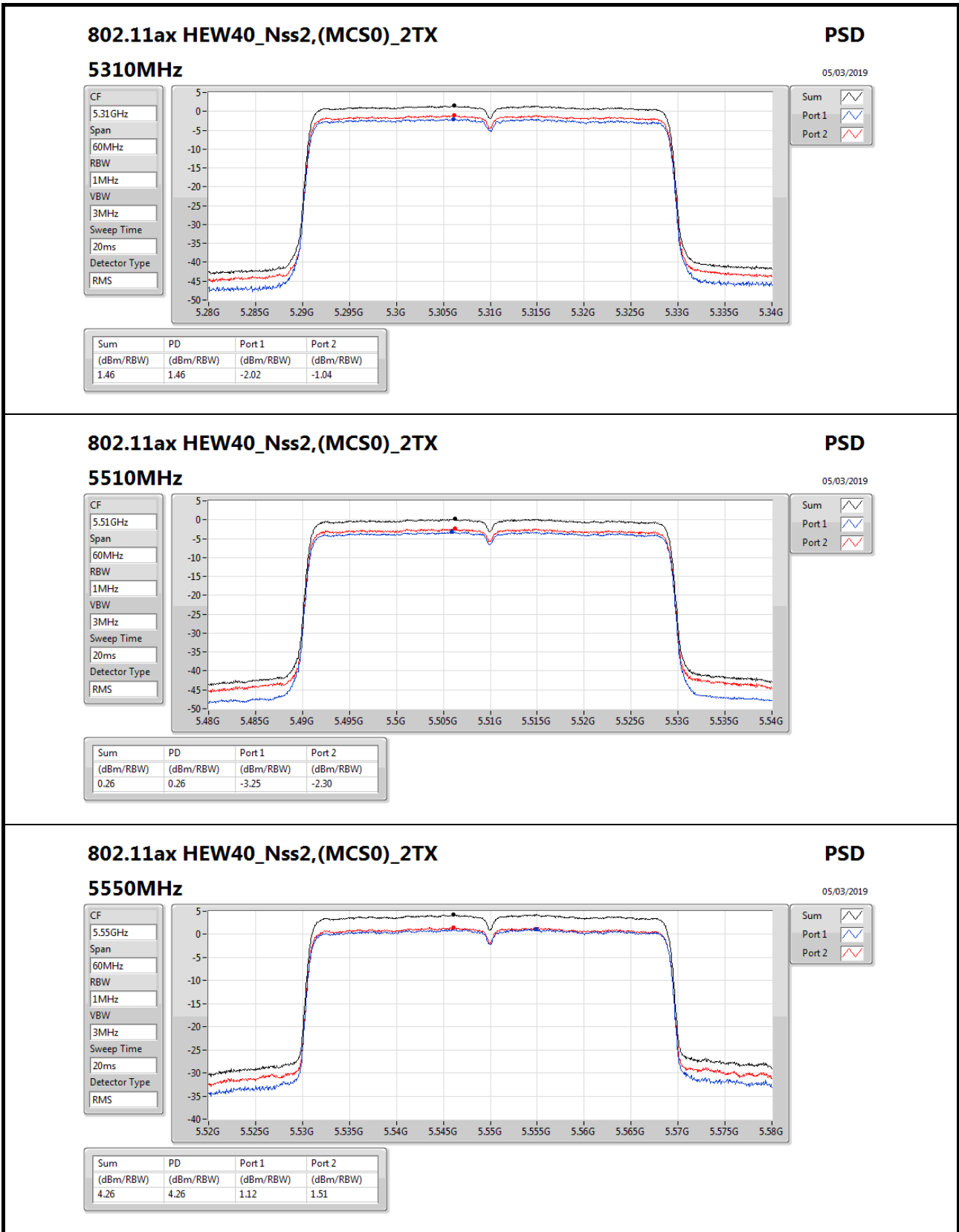
Sweep Time  
20ms

Detector Type  
RMS

Sum

Port 1

Port 2



### 802.11ax HEW40\_Nss2,(MCS0)\_2TX

#### 5550MHz

**PSD**  
05/03/2019

CF  
5.55GHz

Span  
60MHz

RBW  
1MHz

VBW  
3MHz

Sweep Time  
20ms

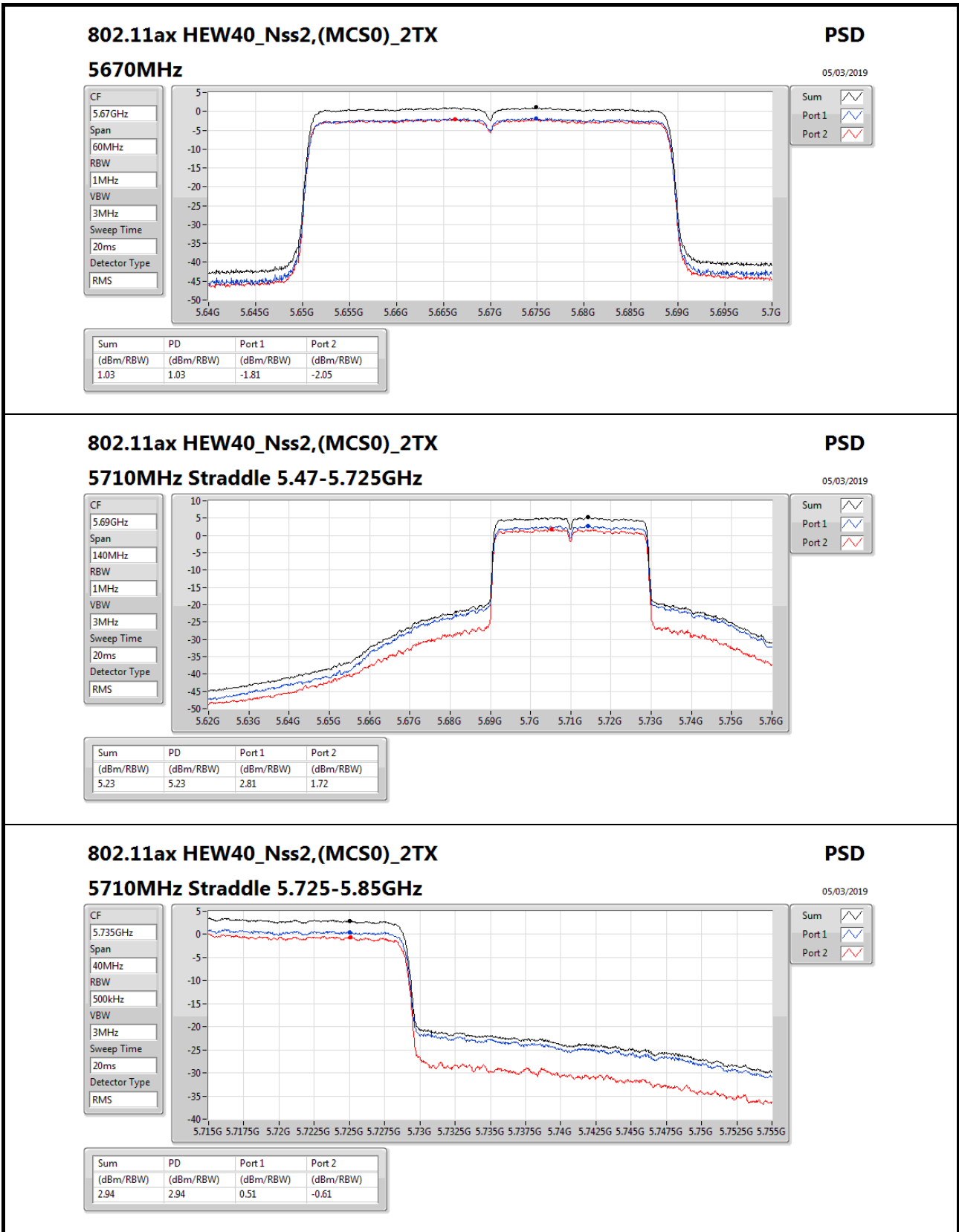
Detector Type  
RMS



Sum

Port 1

Port 2



### 802.11ax HEW40\_Nss2,(MCS0)\_2TX

#### 5710MHz Straddle 5.725-5.85GHz

**PSD**

05/03/2019

CF  
5.735GHz

Span  
40MHz

RBW  
500kHz

VBW  
3MHz

Sweep Time  
20ms

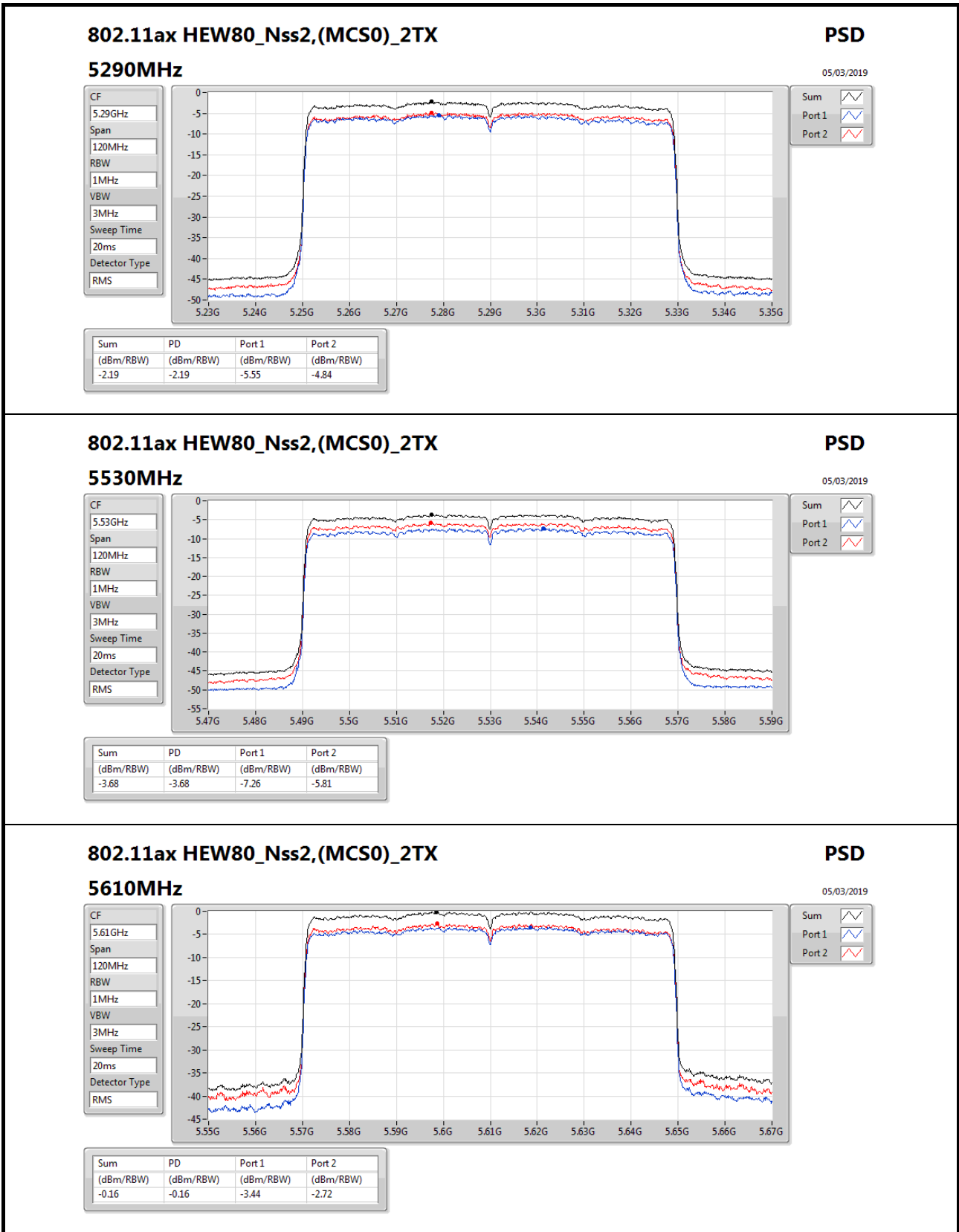
Detector Type  
RMS



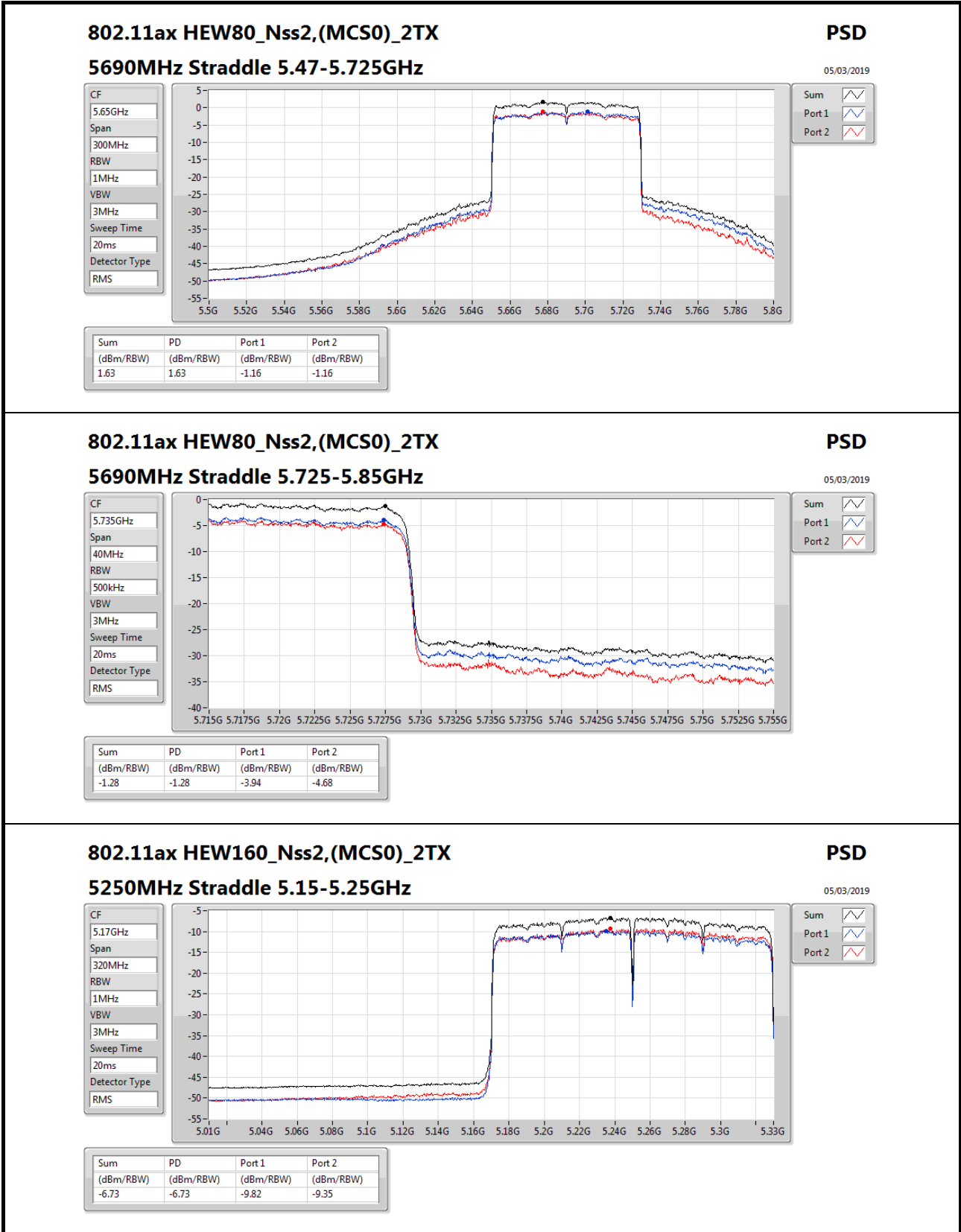
Sum

Port 1

Port 2







### 802.11ax HEW160\_Nss2,(MCS0)\_2TX

#### 5250MHz Straddle 5.15-5.25GHz

**PSD**

05/03/2019

CF  
5.17GHz

Span  
320MHz

RBW  
1MHz

VBW  
3MHz

Sweep Time  
20ms

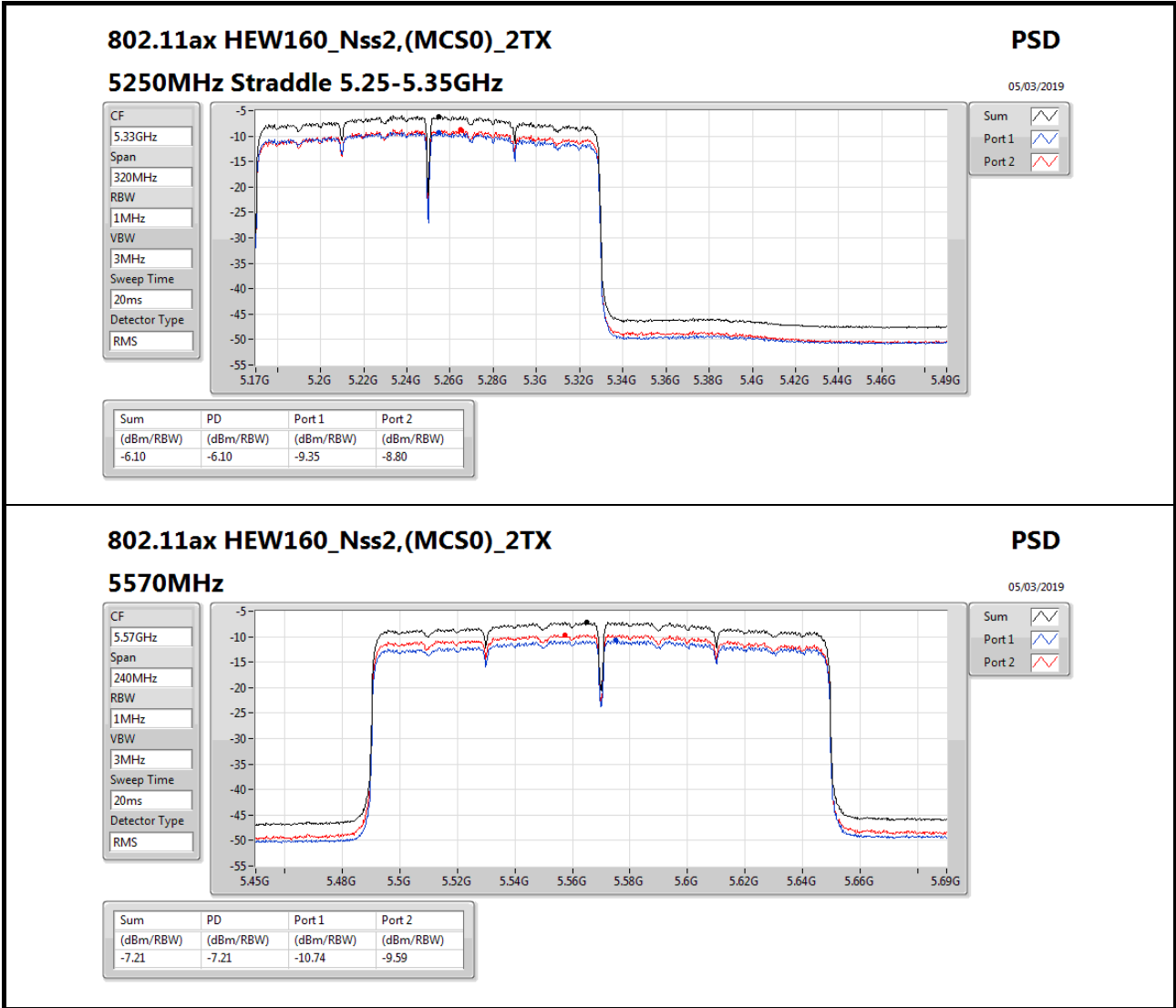
Detector Type  
RMS

Sum

Port 1

Port 2

Sum	PD	Port 1	Port 2
(dBm/RBW)	(dBm/RBW)	(dBm/RBW)	(dBm/RBW)
-6.73	-6.73	-9.82	-9.35





**For Non-beamforming / 4T1S mode  
Summary**

Mode	PD (dBm/RBW)
5.15-5.25GHz	-
802.11ax HEW160_Nss1,(MCS0)_4TX	-4.86
5.25-5.35GHz	-
802.11a_Nss1,(6Mbps)_4TX	2.25
802.11ax HEW20_Nss1,(MCS0)_4TX	2.13
802.11ax HEW40_Nss1,(MCS0)_4TX	2.25
802.11ax HEW80_Nss1,(MCS0)_4TX	0.03
802.11ax HEW160_Nss1,(MCS0)_4TX	-4.93
5.47-5.725GHz	-
802.11a_Nss1,(6Mbps)_4TX	2.22
802.11ax HEW20_Nss1,(MCS0)_4TX	2.12
802.11ax HEW40_Nss1,(MCS0)_4TX	2.25
802.11ax HEW80_Nss1,(MCS0)_4TX	2.15
802.11ax HEW160_Nss1,(MCS0)_4TX	-5.10
5.725-5.85GHz	-
802.11a_Nss1,(6Mbps)_4TX	0.42
802.11ax HEW20_Nss1,(MCS0)_4TX	0.23
802.11ax HEW40_Nss1,(MCS0)_4TX	-0.03
802.11ax HEW80_Nss1,(MCS0)_4TX	-0.79

**RBW** = 500kHz for 5.725-5.85GHz band / 1MHz for other band;



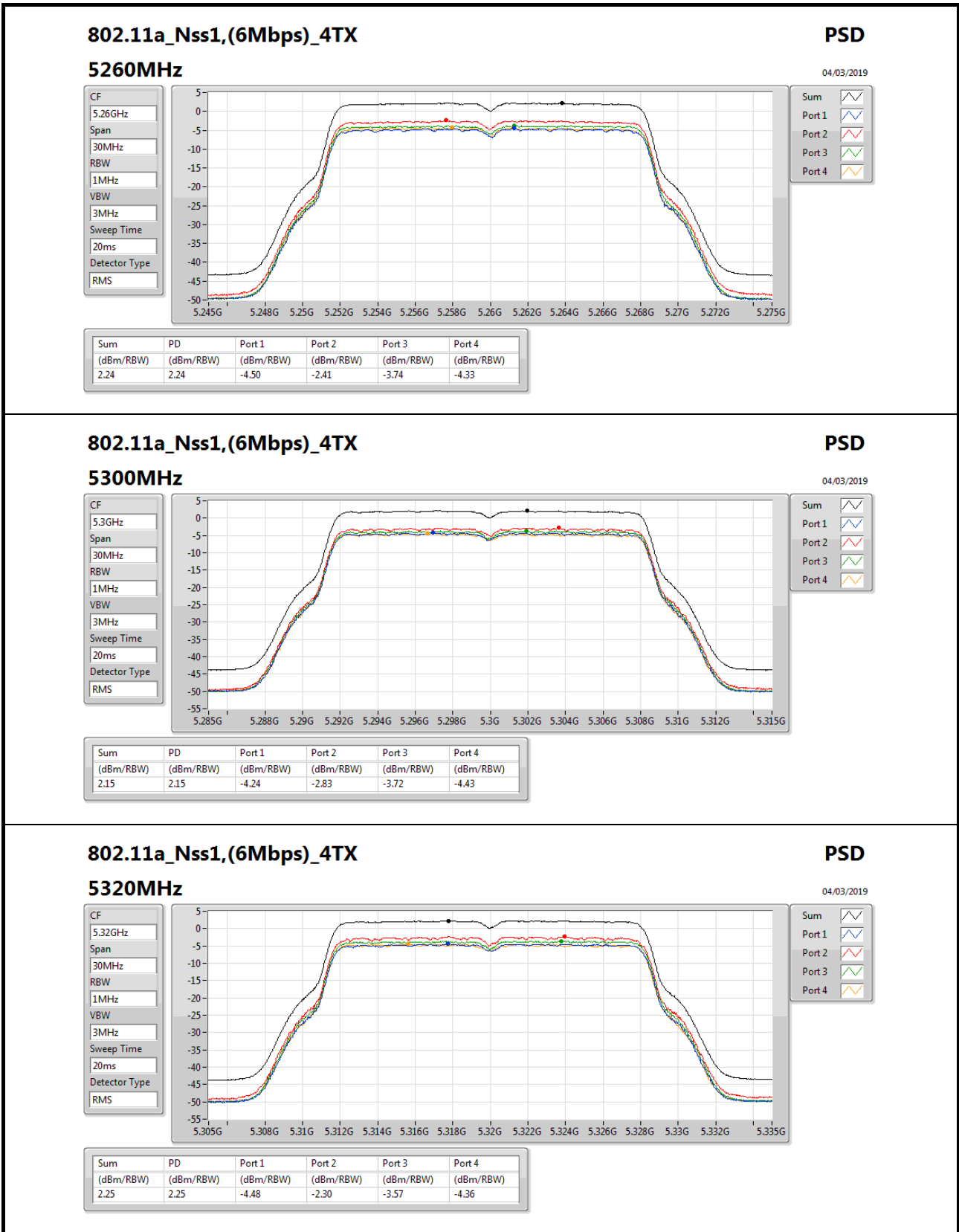
**PSD Result\_Radio 2**

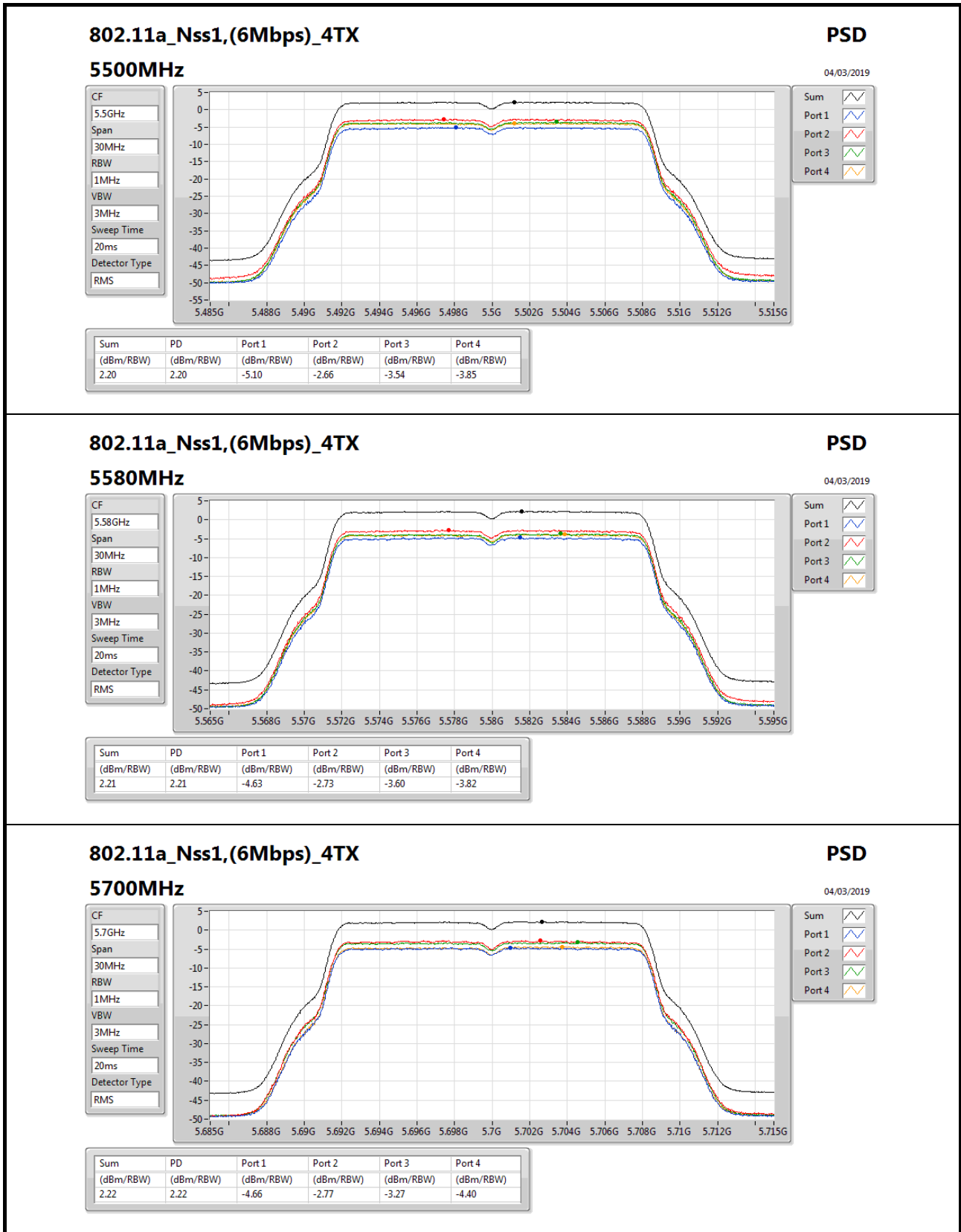
**Appendix C.43**

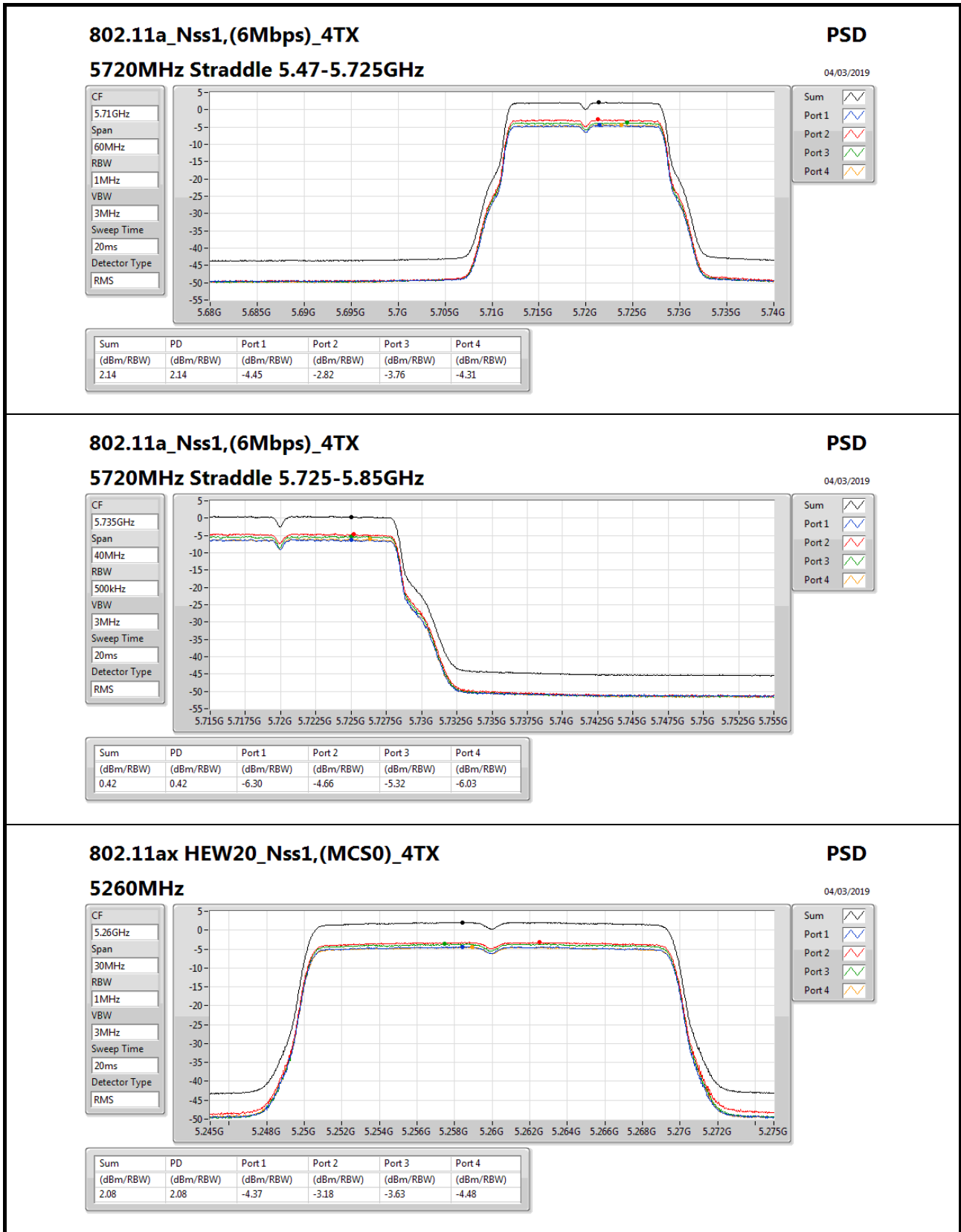
**Result**

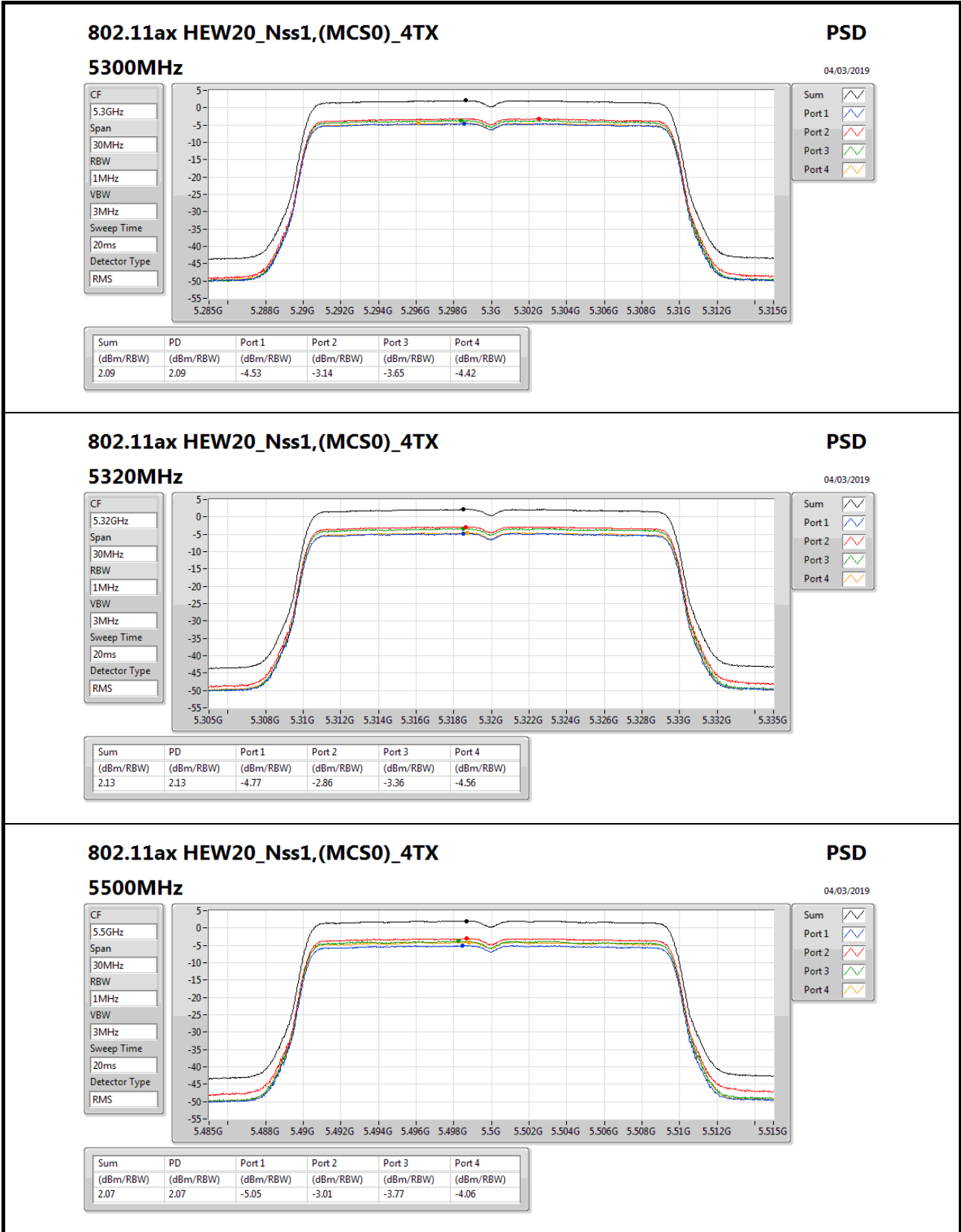
Mode	Result	DG (dBi)	Port 1 (dBm/RBW)	Port 2 (dBm/RBW)	Port 3 (dBm/RBW)	Port 4 (dBm/RBW)	PD (dBm/RBW)	PD Limit (dBm/RBW)
802.11a_Nss1,(6Mbps)_4TX	-	-	-	-	-	-	-	-
5260MHz	Pass	14.72	-4.50	-2.41	-3.74	-4.33	2.24	2.28
5300MHz	Pass	14.72	-4.24	-2.83	-3.72	-4.43	2.15	2.28
5320MHz	Pass	14.72	-4.48	-2.30	-3.57	-4.36	2.25	2.28
5500MHz	Pass	14.72	-5.10	-2.66	-3.54	-3.85	2.20	2.28
5580MHz	Pass	14.72	-4.63	-2.73	-3.60	-3.82	2.21	2.28
5700MHz	Pass	14.72	-4.66	-2.77	-3.27	-4.40	2.22	2.28
5720MHz Straddle 5.47-5.725GHz	Pass	14.72	-4.45	-2.82	-3.76	-4.31	2.14	2.28
5720MHz Straddle 5.725-5.85GHz	Pass	14.72	-6.30	-4.66	-5.32	-6.03	0.42	21.28
802.11ax HEW20_Nss1,(MCS0)_4TX	-	-	-	-	-	-	-	-
5260MHz	Pass	14.72	-4.37	-3.18	-3.63	-4.48	2.08	2.28
5300MHz	Pass	14.72	-4.53	-3.14	-3.65	-4.42	2.09	2.28
5320MHz	Pass	14.72	-4.77	-2.86	-3.36	-4.56	2.13	2.28
5500MHz	Pass	14.72	-5.05	-3.01	-3.77	-4.06	2.07	2.28
5580MHz	Pass	14.72	-5.13	-2.94	-3.93	-3.87	2.08	2.28
5700MHz	Pass	14.72	-4.57	-3.21	-3.47	-4.52	2.06	2.28
5720MHz Straddle 5.47-5.725GHz	Pass	14.72	-4.43	-3.33	-3.49	-4.23	2.12	2.28
5720MHz Straddle 5.725-5.85GHz	Pass	14.72	-6.30	-5.19	-5.25	-6.36	0.23	21.28
802.11ax HEW40_Nss1,(MCS0)_4TX	-	-	-	-	-	-	-	-
5270MHz	Pass	14.72	-3.91	-3.24	-3.78	-3.92	2.25	2.28
5310MHz	Pass	14.72	-4.44	-3.14	-3.45	-4.03	2.21	2.28
5510MHz	Pass	14.72	-4.21	-3.38	-3.79	-4.21	2.06	2.28
5550MHz	Pass	14.72	-4.38	-3.37	-3.44	-3.78	2.18	2.28
5670MHz	Pass	14.72	-3.88	-3.78	-3.12	-4.14	2.25	2.28
5710MHz Straddle 5.47-5.725GHz	Pass	14.72	-3.90	-3.95	-3.34	-3.86	2.21	2.28
5710MHz Straddle 5.725-5.85GHz	Pass	14.72	-6.01	-6.26	-5.83	-6.01	-0.03	21.28
802.11ax HEW80_Nss1,(MCS0)_4TX	-	-	-	-	-	-	-	-
5290MHz	Pass	14.72	-5.97	-5.52	-5.82	-6.30	0.03	2.28
5530MHz	Pass	14.72	-7.52	-6.21	-6.52	-7.77	-1.03	2.28
5610MHz	Pass	14.72	-4.81	-4.15	-4.31	-4.86	1.44	2.28
5690MHz Straddle 5.47-5.725GHz	Pass	14.72	-3.61	-3.27	-3.64	-4.65	2.15	2.28
5690MHz Straddle 5.725-5.85GHz	Pass	14.72	-6.24	-6.59	-6.83	-7.40	-0.79	21.28
802.11ax HEW160_Nss1,(MCS0)_4TX	-	-	-	-	-	-	-	-
5250MHz Straddle 5.15-5.25GHz	Pass	14.72	-11.46	-10.52	-10.46	-10.93	-4.86	8.28
5250MHz Straddle 5.25-5.35GHz	Pass	14.72	-11.53	-10.36	-10.59	-11.19	-4.93	2.28
5570MHz	Pass	14.72	-11.51	-10.53	-10.88	-11.17	-5.10	2.28

**DG** = Directional Gain; **RBW** = 500kHz for 5.725-5.85GHz band / 1MHz for other band;  
**PD** = trace bin-by-bin of each transmits port summing can be performed maximum power density; **Port X** = Port Xpower density;









### 802.11ax HEW20\_Nss1,(MCS0)\_4TX

#### 5500MHz

### PSD

04/03/2019

CF: 5.5GHz

Span: 30MHz

RBW: 1MHz

VBW: 3MHz

Sweep Time: 20ms

Detector Type: RMS



Sum

Port 1

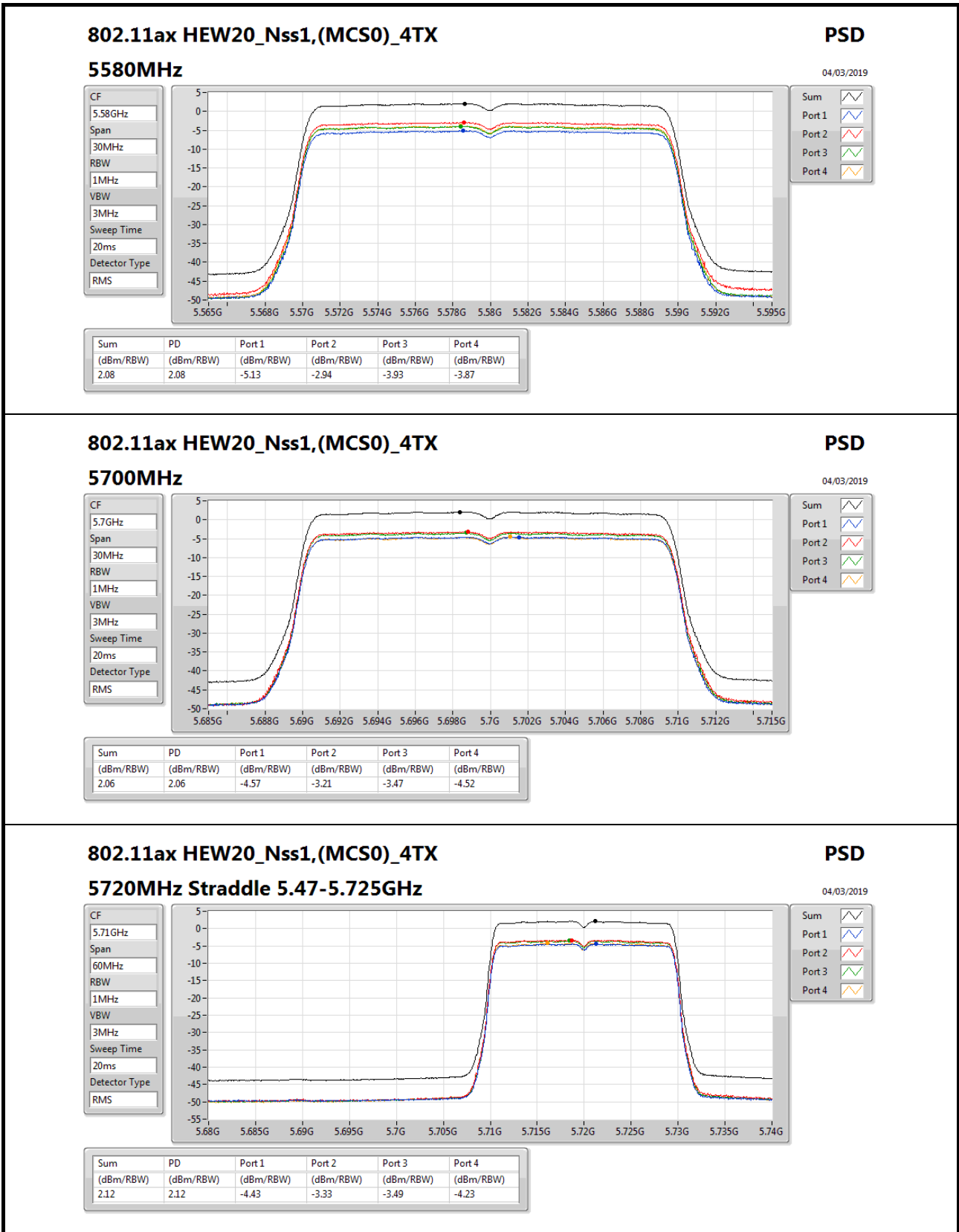
Port 2

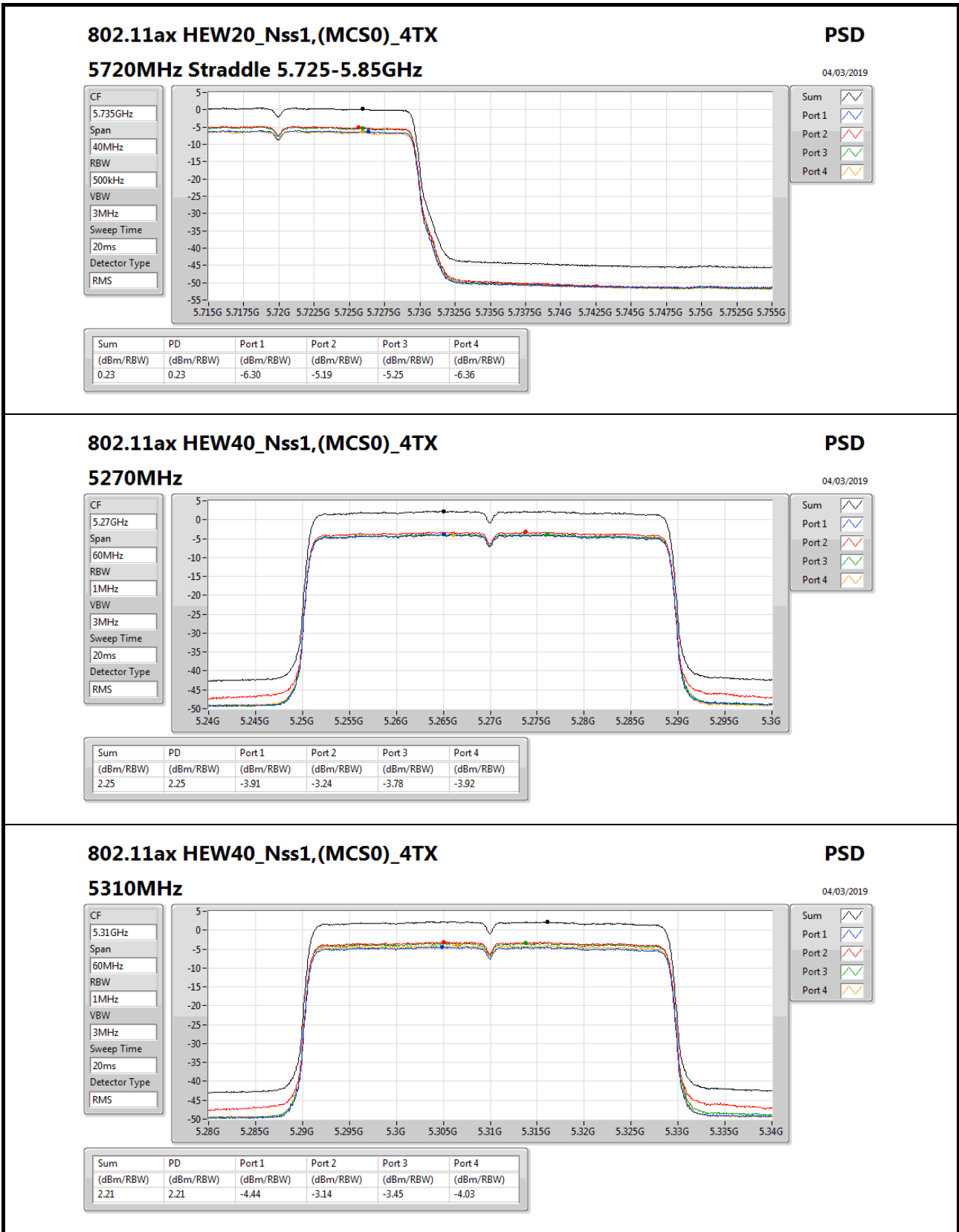
Port 3

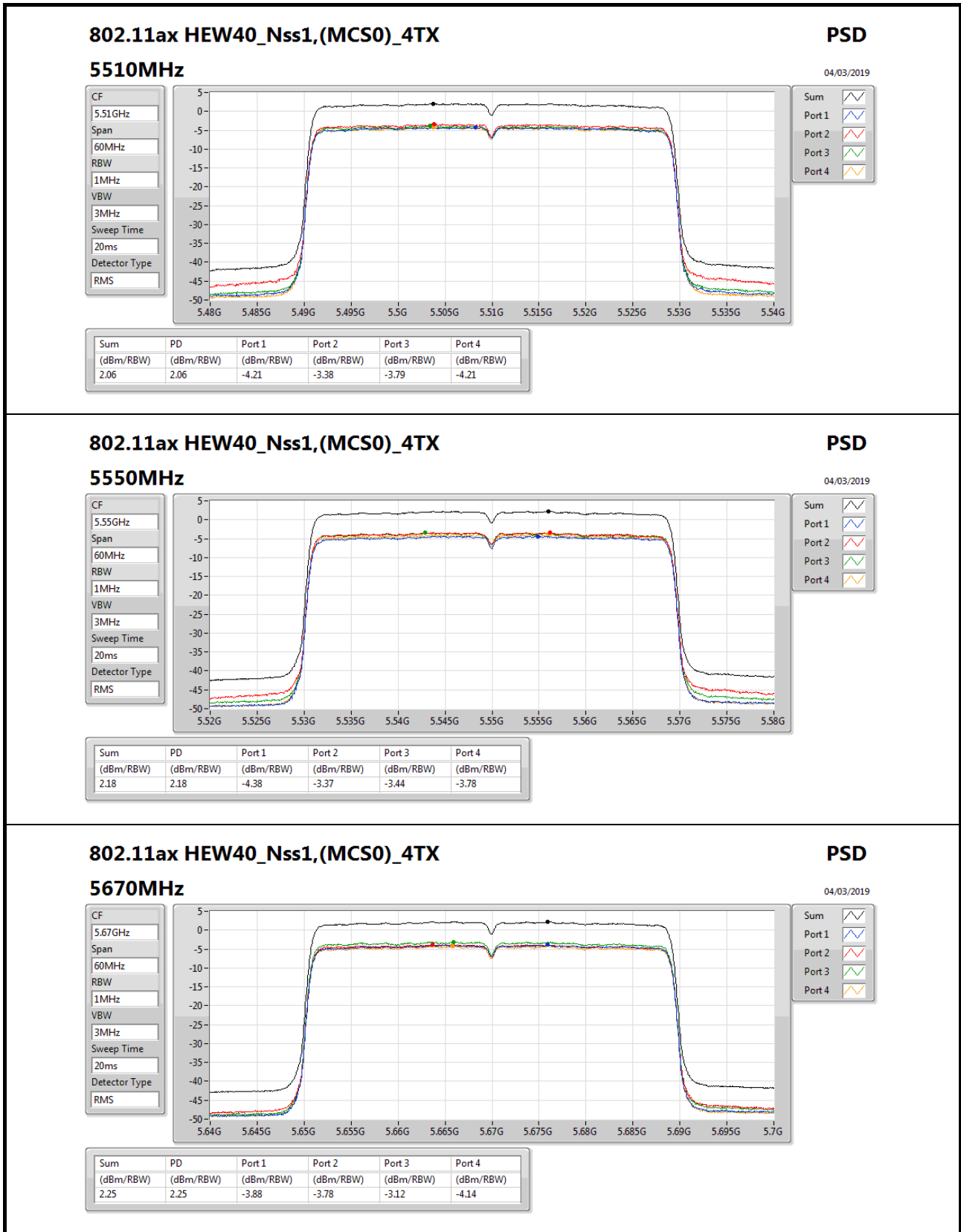
Port 4

Sum	PD	Port 1	Port 2	Port 3	Port 4
(dBm/RBW)	(dBm/RBW)	(dBm/RBW)	(dBm/RBW)	(dBm/RBW)	(dBm/RBW)
2.07	2.07	-5.05	-3.01	-3.77	-4.06









### 802.11ax HEW40\_Nss1,(MCS0)\_4TX

#### 5670MHz

### PSD

04/03/2019

CF  
5.67GHz

Span  
60MHz

RBW  
1MHz

VBW  
3MHz

Sweep Time  
20ms

Detector Type  
RMS



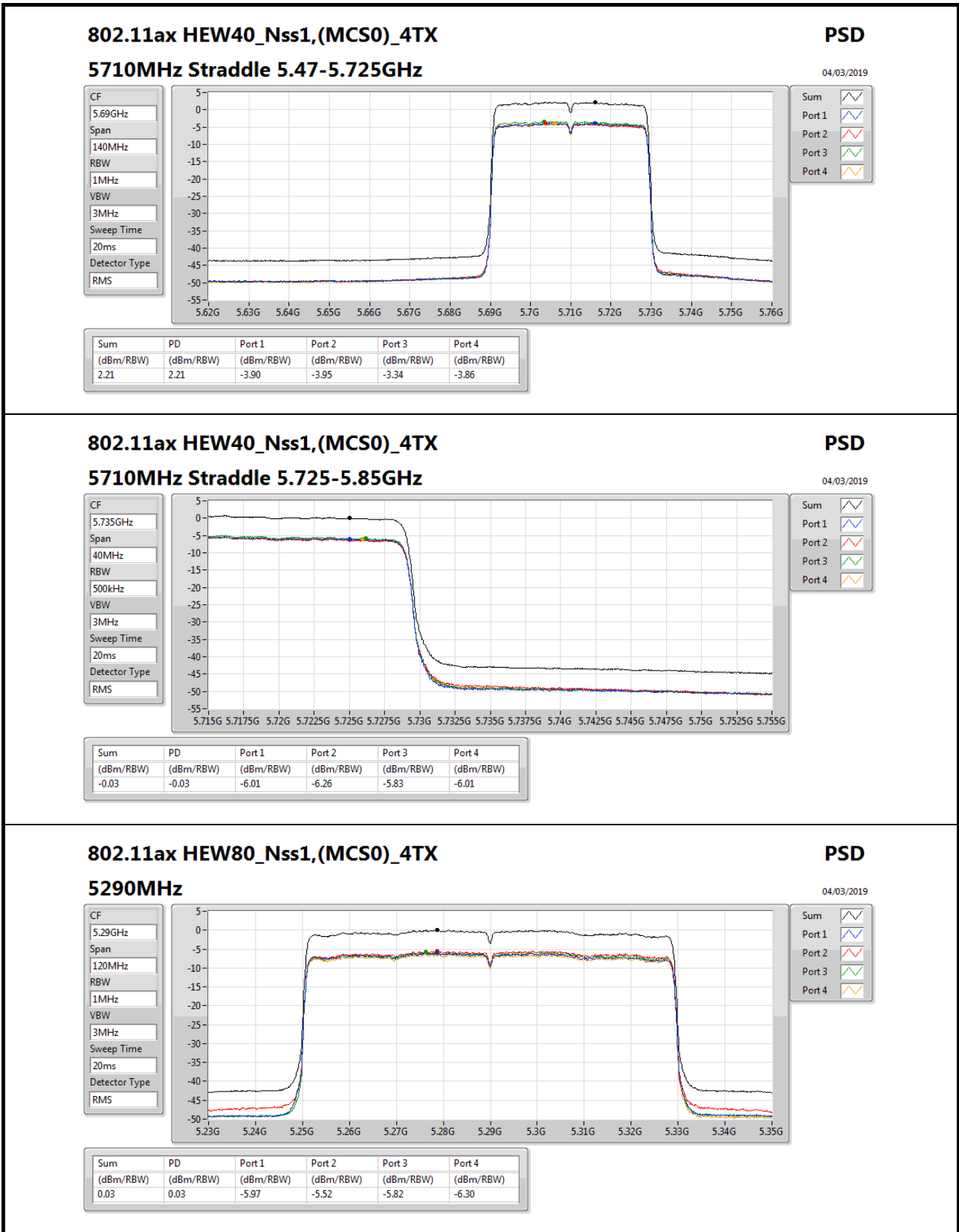
Sum 

Port 1 

Port 2 

Port 3 

Port 4 



### 802.11ax HEW80\_Nss1,(MCS0)\_4TX

#### 5290MHz

**PSD**  
04/03/2019

CF  
5.29GHz

Span  
120MHz

RBW  
1MHz

VBW  
3MHz

Sweep Time  
20ms

Detector Type  
RMS



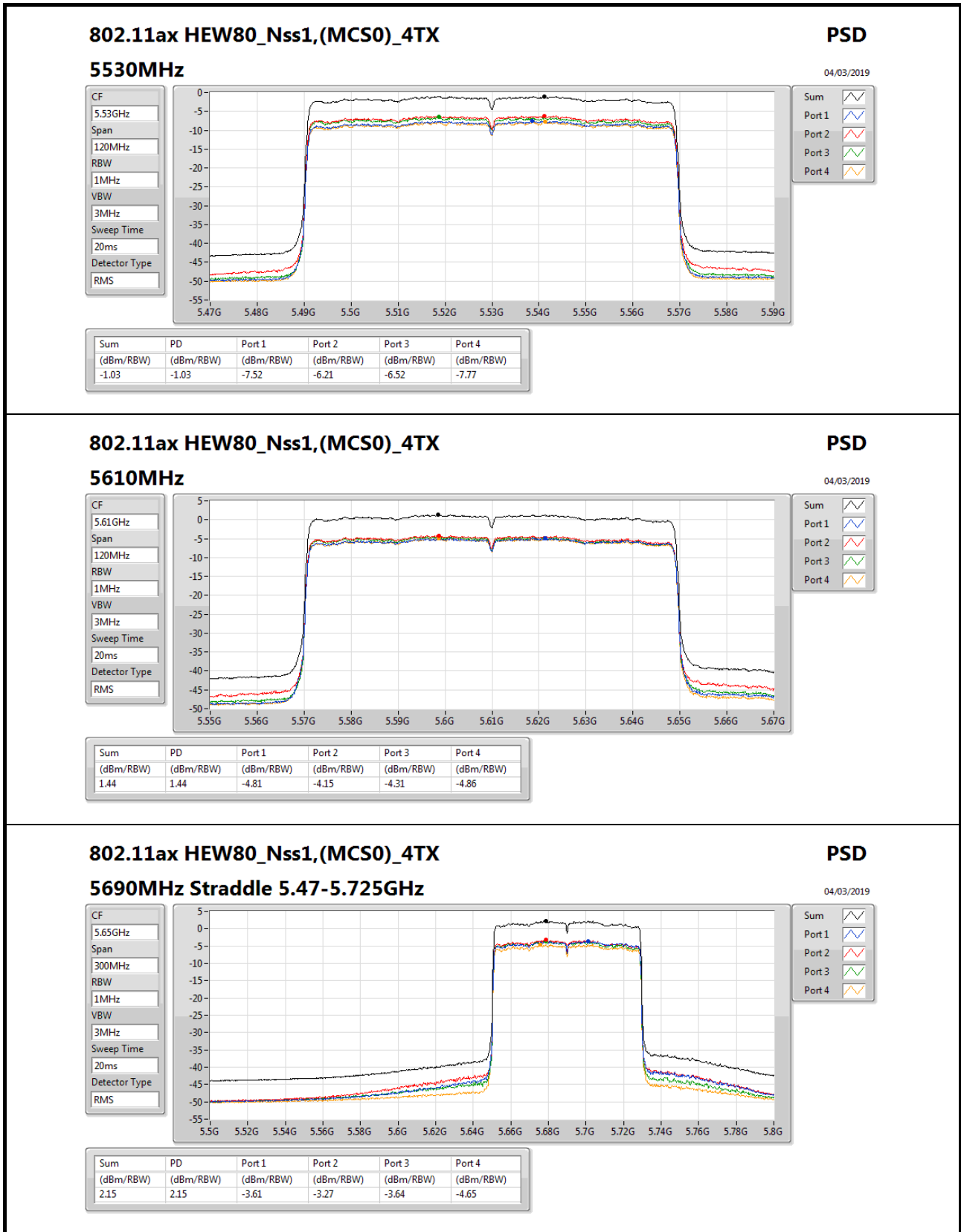
Sum 

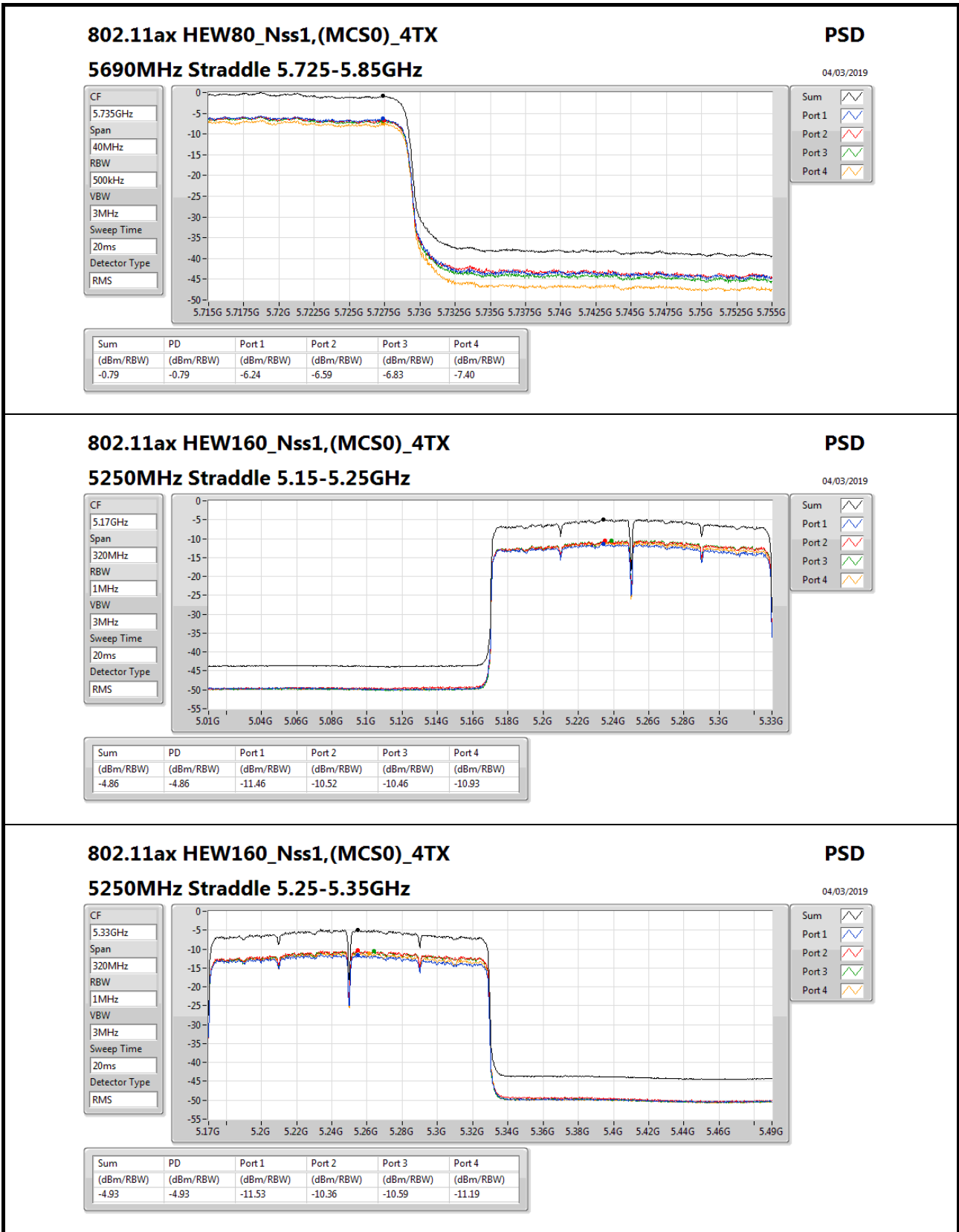
Port 1 

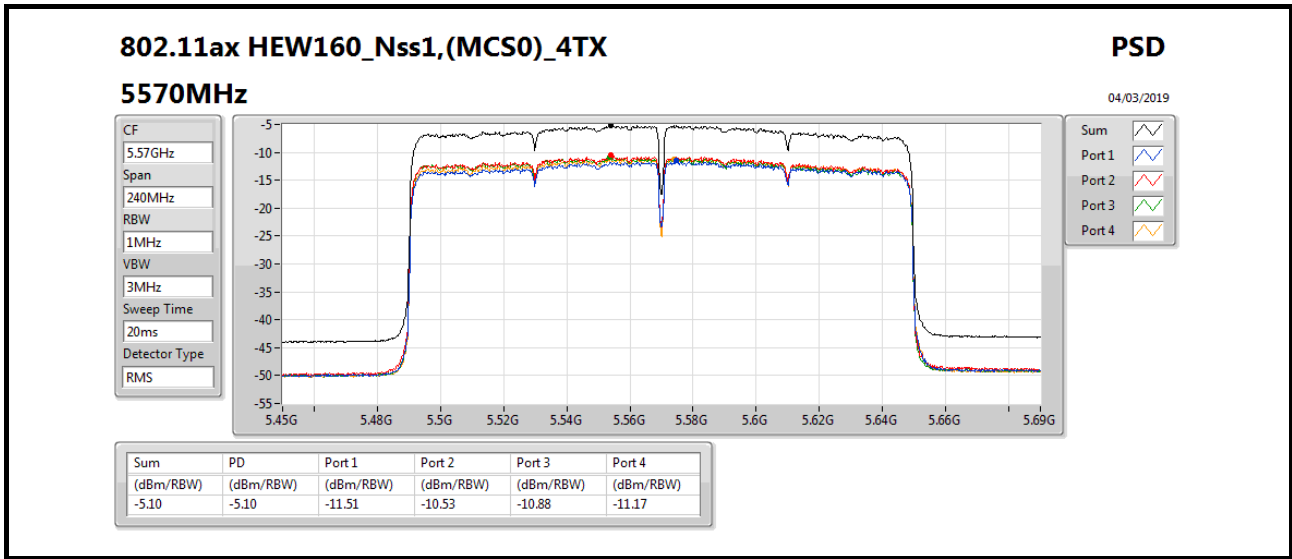
Port 2 

Port 3 

Port 4 









**For Beamforming / 4T1S mode  
Summary**

Mode	PD (dBm/RBW)
5.15-5.25GHz	-
802.11ax HEW160-BF_Nss1,(MCS0)_4TX	-4.34
5.25-5.35GHz	-
802.11ax HEW20-BF_Nss1,(MCS0)_4TX	1.92
802.11ax HEW40-BF_Nss1,(MCS0)_4TX	-1.16
802.11ax HEW80-BF_Nss1,(MCS0)_4TX	-4.07
802.11ax HEW160-BF_Nss1,(MCS0)_4TX	-4.21
5.47-5.725GHz	-
802.11ax HEW20-BF_Nss1,(MCS0)_4TX	1.85
802.11ax HEW40-BF_Nss1,(MCS0)_4TX	-0.79
802.11ax HEW80-BF_Nss1,(MCS0)_4TX	-3.85
802.11ax HEW160-BF_Nss1,(MCS0)_4TX	-7.42
5.725-5.85GHz	-
802.11ax HEW20-BF_Nss1,(MCS0)_4TX	-0.13
802.11ax HEW40-BF_Nss1,(MCS0)_4TX	-2.95
802.11ax HEW80-BF_Nss1,(MCS0)_4TX	-6.56

RBW = 500kHz for 5.725-5.85GHz band / 1MHz for other band;





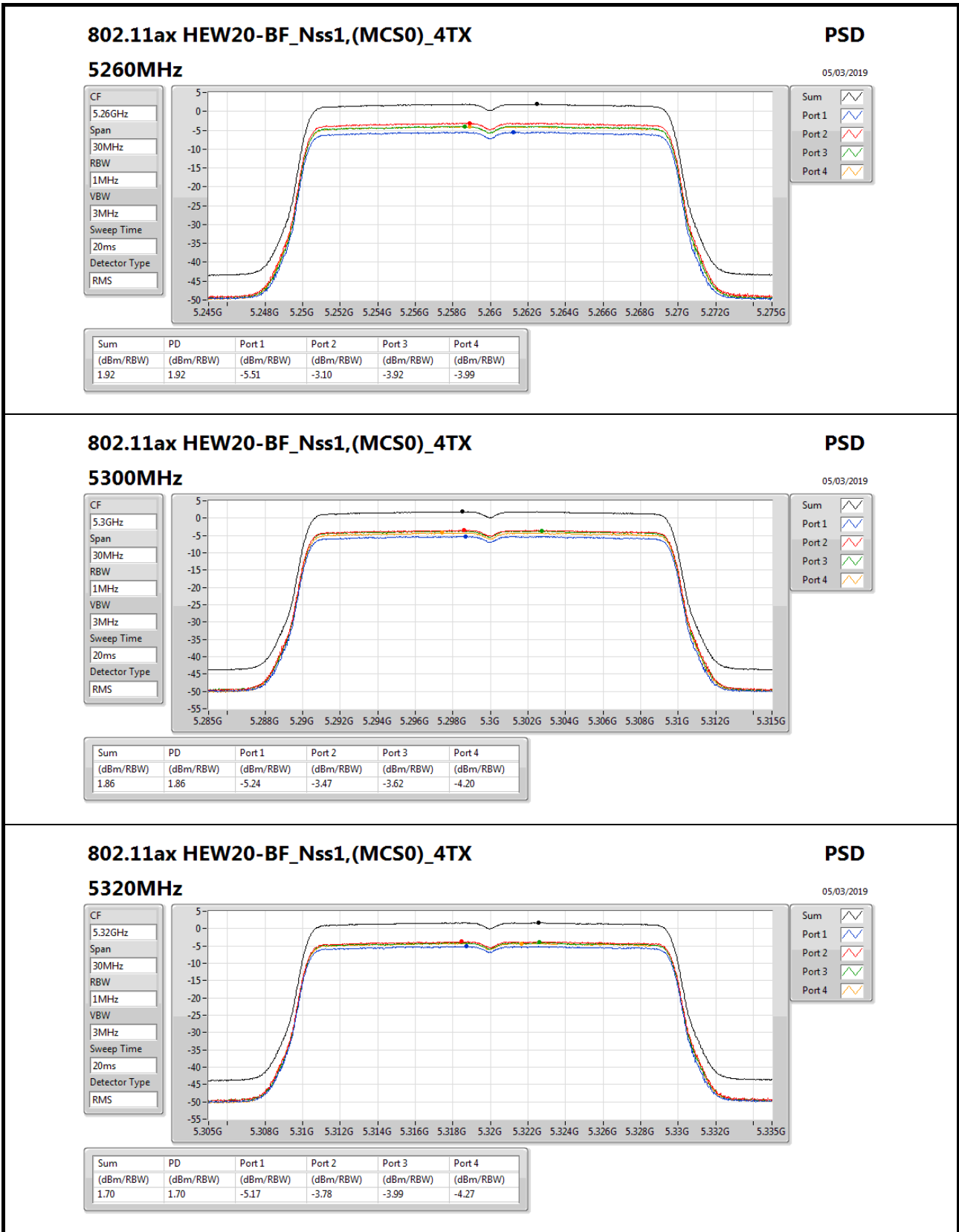
**PSD Result\_Radio 2**

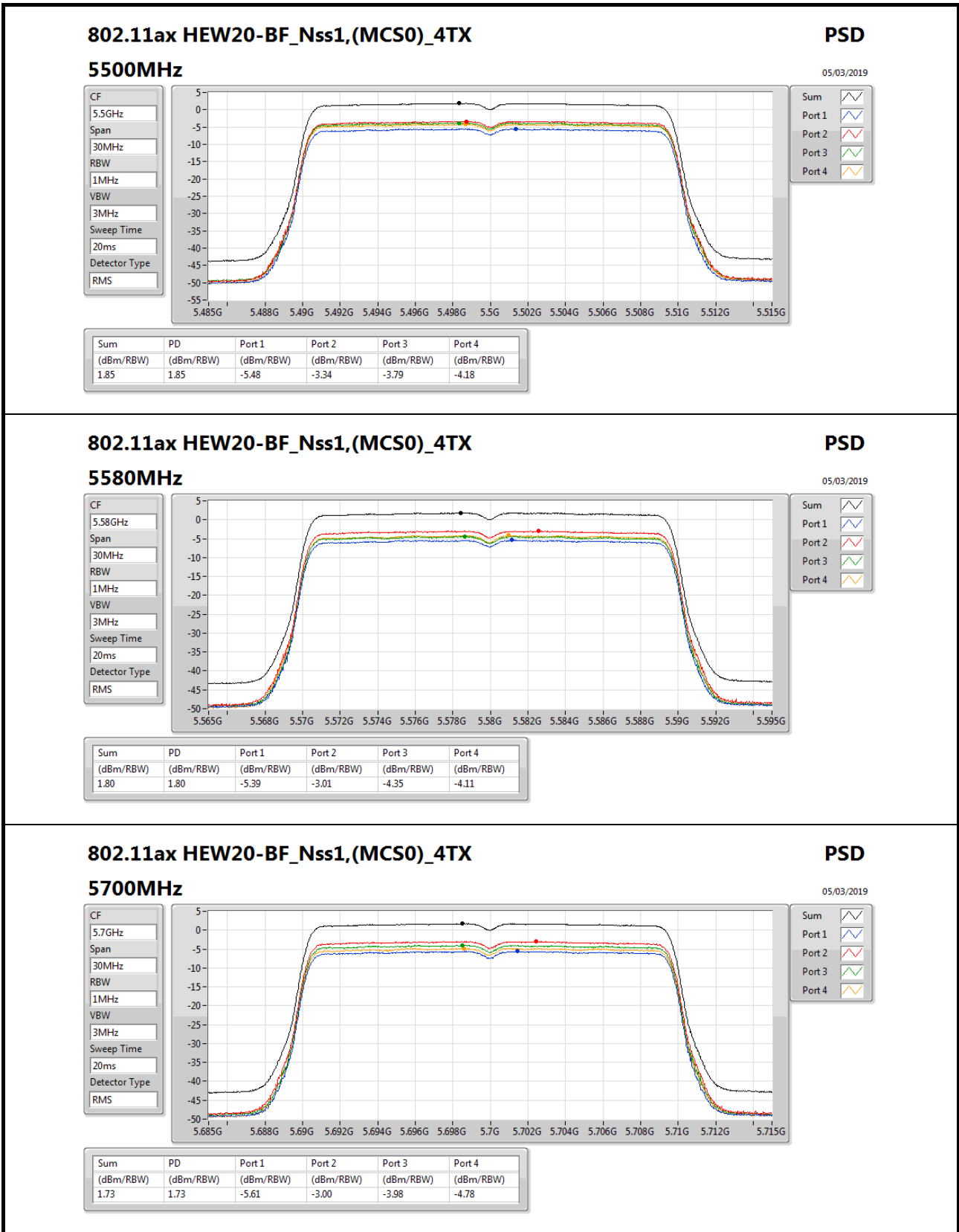
**Result**

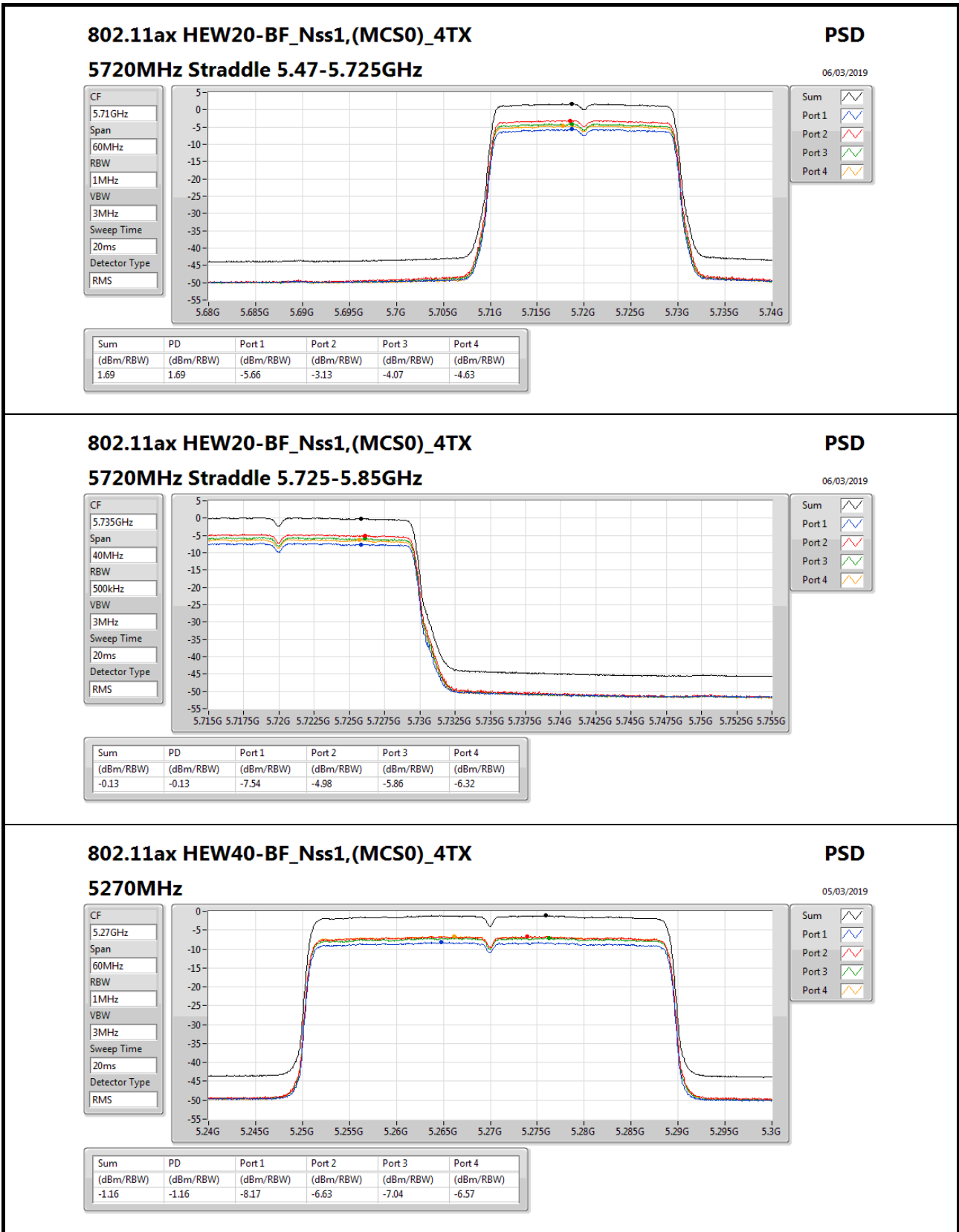
Mode	Result	DG (dBi)	Port 1 (dBm/RBW)	Port 2 (dBm/RBW)	Port 3 (dBm/RBW)	Port 4 (dBm/RBW)	PD (dBm/RBW)	PD Limit (dBm/RBW)
802.11ax HEW20-BF_Nss1,(MCS0)_4TX	-	-	-	-	-	-	-	-
5260MHz	Pass	14.72	-5.51	-3.1	-3.92	-3.99	1.92	2.28
5300MHz	Pass	14.72	-5.24	-3.47	-3.62	-4.2	1.86	2.28
5320MHz	Pass	14.72	-5.17	-3.78	-3.99	-4.27	1.70	2.28
5500MHz	Pass	14.72	-5.48	-3.34	-3.79	-4.18	1.85	2.28
5580MHz	Pass	14.72	-5.39	-3.01	-4.35	-4.11	1.80	2.28
5700MHz	Pass	14.72	-5.61	-3	-3.98	-4.78	1.73	2.28
5720MHz Straddle 5.47-5.725GHz	Pass	14.72	-5.66	-3.13	-4.07	-4.63	1.69	2.28
5720MHz Straddle 5.725-5.85GHz	Pass	14.72	-7.54	-4.98	-5.86	-6.32	-0.13	21.28
802.11ax HEW40-BF_Nss1,(MCS0)_4TX	-	-	-	-	-	-	-	-
5270MHz	Pass	14.72	-8.17	-6.63	-7.04	-6.57	-1.16	2.28
5310MHz	Pass	14.72	-8.46	-6.34	-7.24	-6.93	-1.23	2.28
5510MHz	Pass	14.72	-8.05	-6.32	-6.87	-7.4	-1.19	2.28
5550MHz	Pass	14.72	-7.88	-5.95	-7.06	-7.09	-1.03	2.28
5670MHz	Pass	14.72	-8.21	-6.13	-6.41	-7.86	-1.10	2.28
5710MHz Straddle 5.47-5.725GHz	Pass	14.72	-7.72	-5.79	-6.44	-7.35	-0.79	2.28
5710MHz Straddle 5.725-5.85GHz	Pass	14.72	-9.76	-8.04	-8.71	-9.47	-2.95	21.28
802.11ax HEW80-BF_Nss1,(MCS0)_4TX	-	-	-	-	-	-	-	-
5290MHz	Pass	14.72	-10.73	-9.69	-10.05	-9.63	-4.07	2.28
5530MHz	Pass	14.72	-10.98	-9.03	-9.85	-9.95	-4.02	2.28
5610MHz	Pass	14.72	-11.06	-9.13	-9.9	-9.89	-3.98	2.28
5690MHz Straddle 5.47-5.725GHz	Pass	14.72	-11.05	-9.13	-9.28	-10.07	-3.85	2.28
5690MHz Straddle 5.725-5.85GHz	Pass	14.72	-13.51	-11.98	-12.38	-12.33	-6.56	21.28
802.11ax HEW160-BF_Nss1,(MCS0)_4TX	-	-	-	-	-	-	-	-
5250MHz Straddle 5.15-5.25GHz	Pass	14.72	-10.91	-10.24	-10.12	-9.81	-4.34	8.28
5250MHz Straddle 5.25-5.35GHz	Pass	14.72	-10.79	-9.99	-10.04	-9.82	-4.21	2.28
5570MHz	Pass	14.72	-14.15	-12.65	-13.4	-13.29	-7.42	2.28

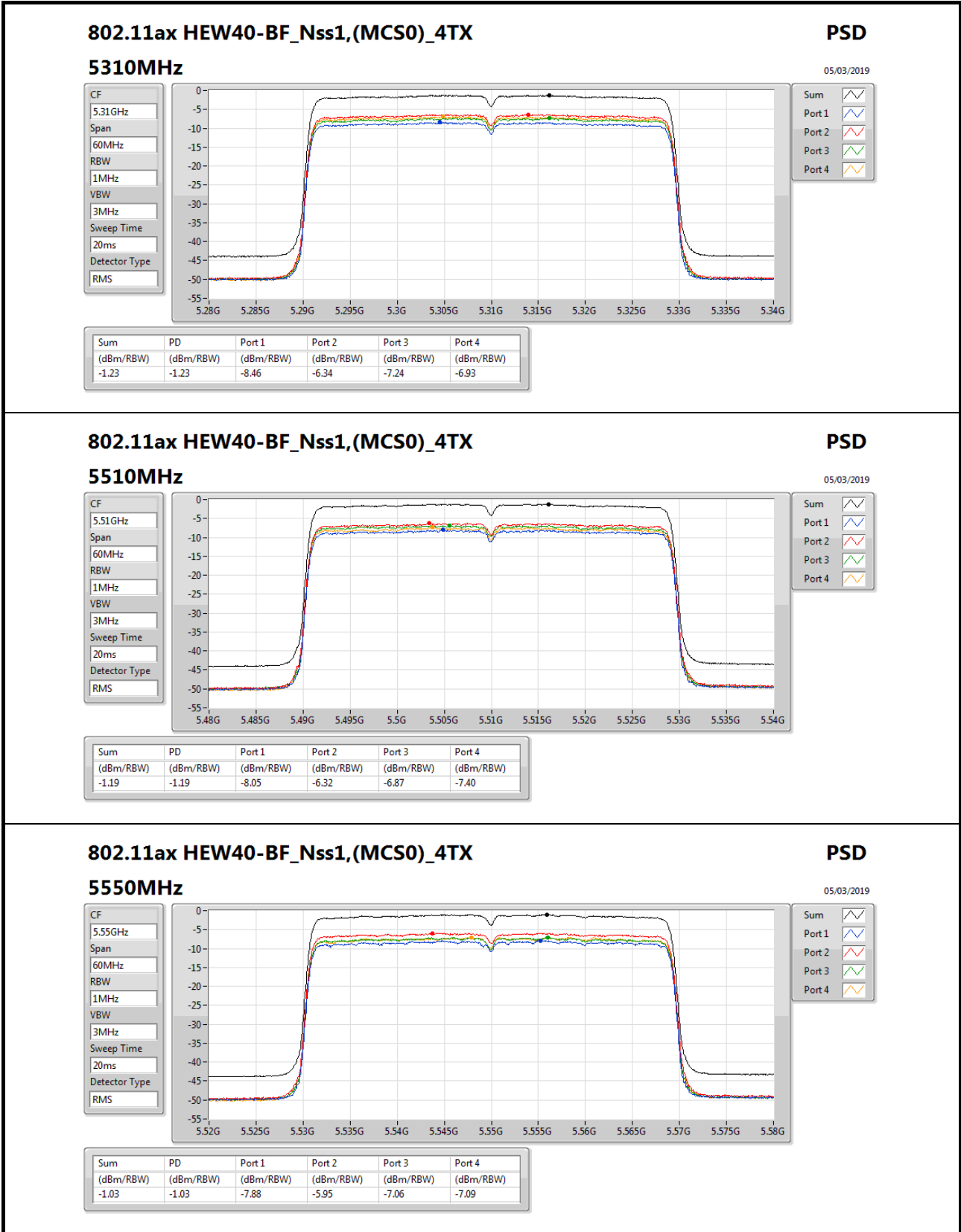
**DG** = Directional Gain; **RBW** = 500kHz for 5.725-5.85GHz band / 1MHz for other band;

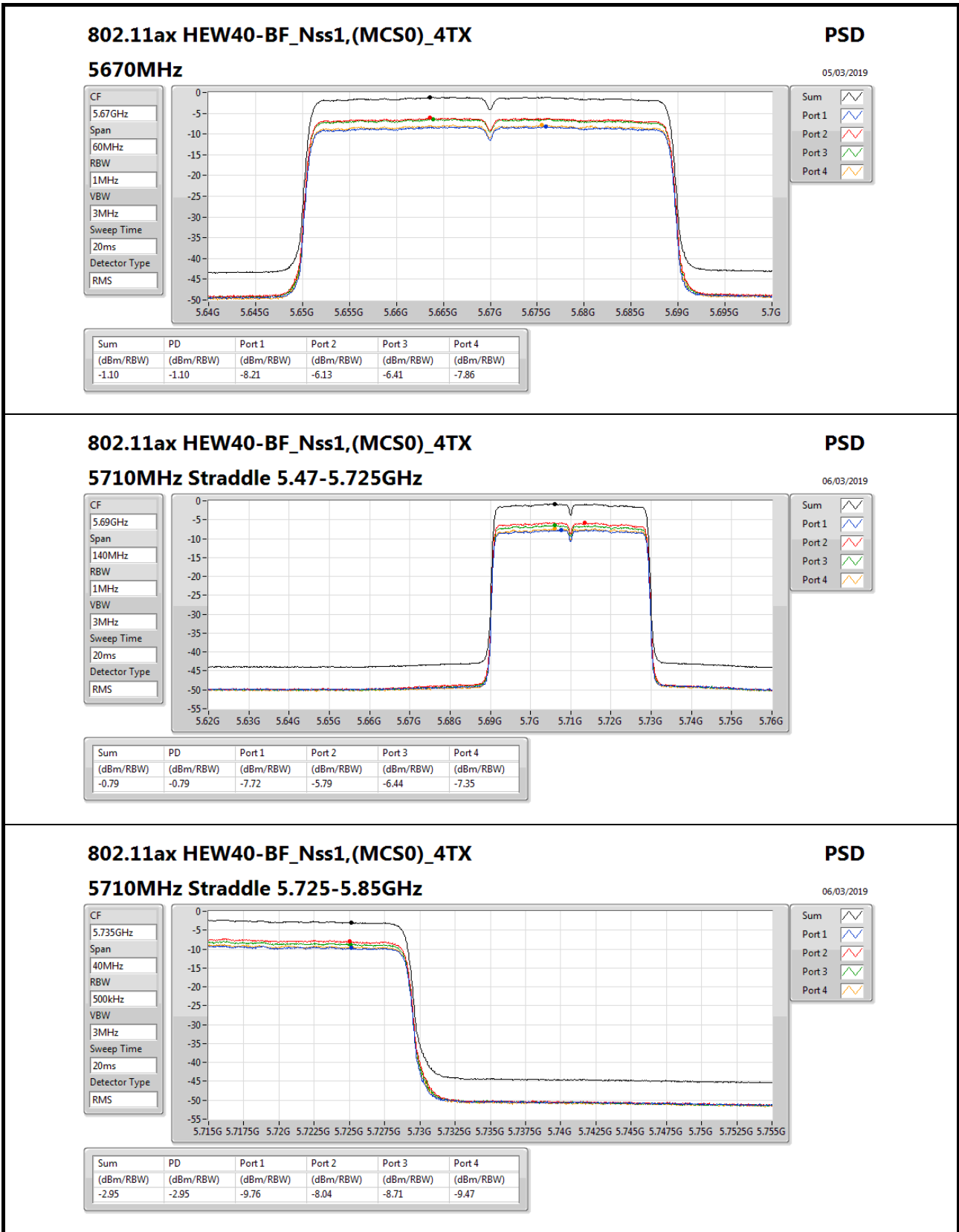
**PD** = trace bin-by-bin of each transmits port summing can be performed maximum power density; **Port X** = Port Xpower density;

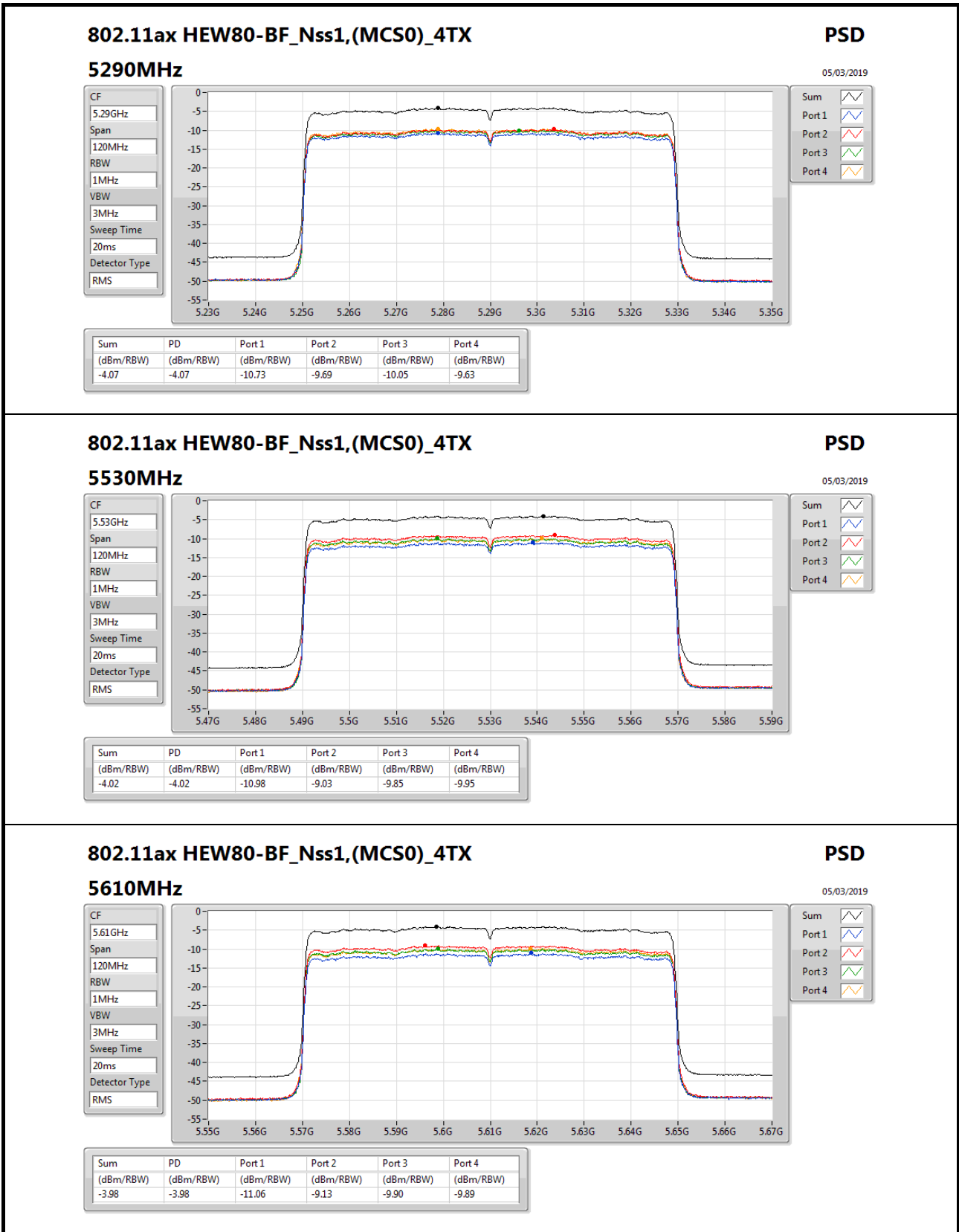


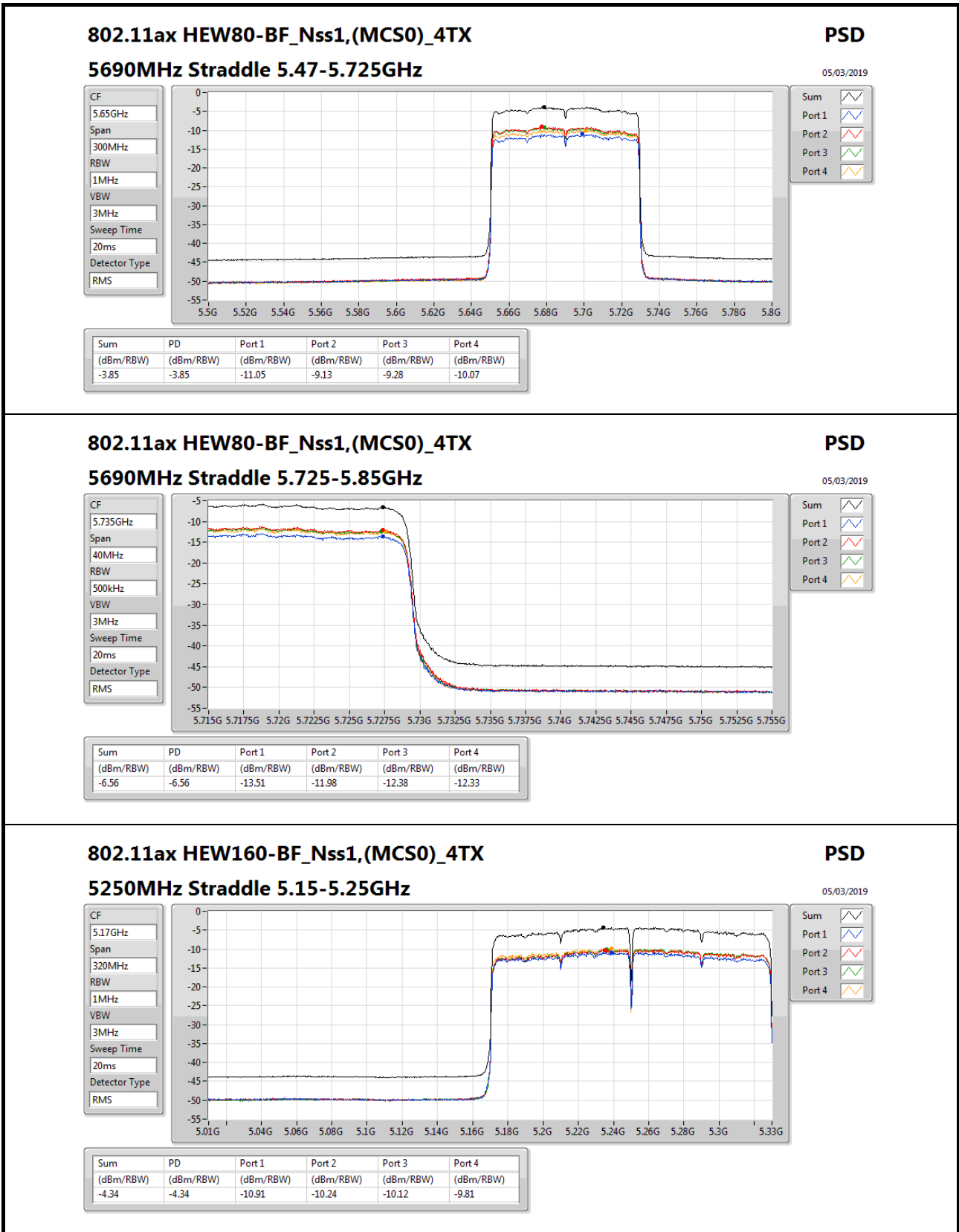












### 802.11ax HEW160-BF\_Nss1,(MCS0)\_4TX

#### 5250MHz Straddle 5.15-5.25GHz

**PSD**  
05/03/2019

CF  
5.17GHz

Span  
320MHz

RBW  
1MHz

VBW  
3MHz

Sweep Time  
20ms

Detector Type  
RMS



Sum 

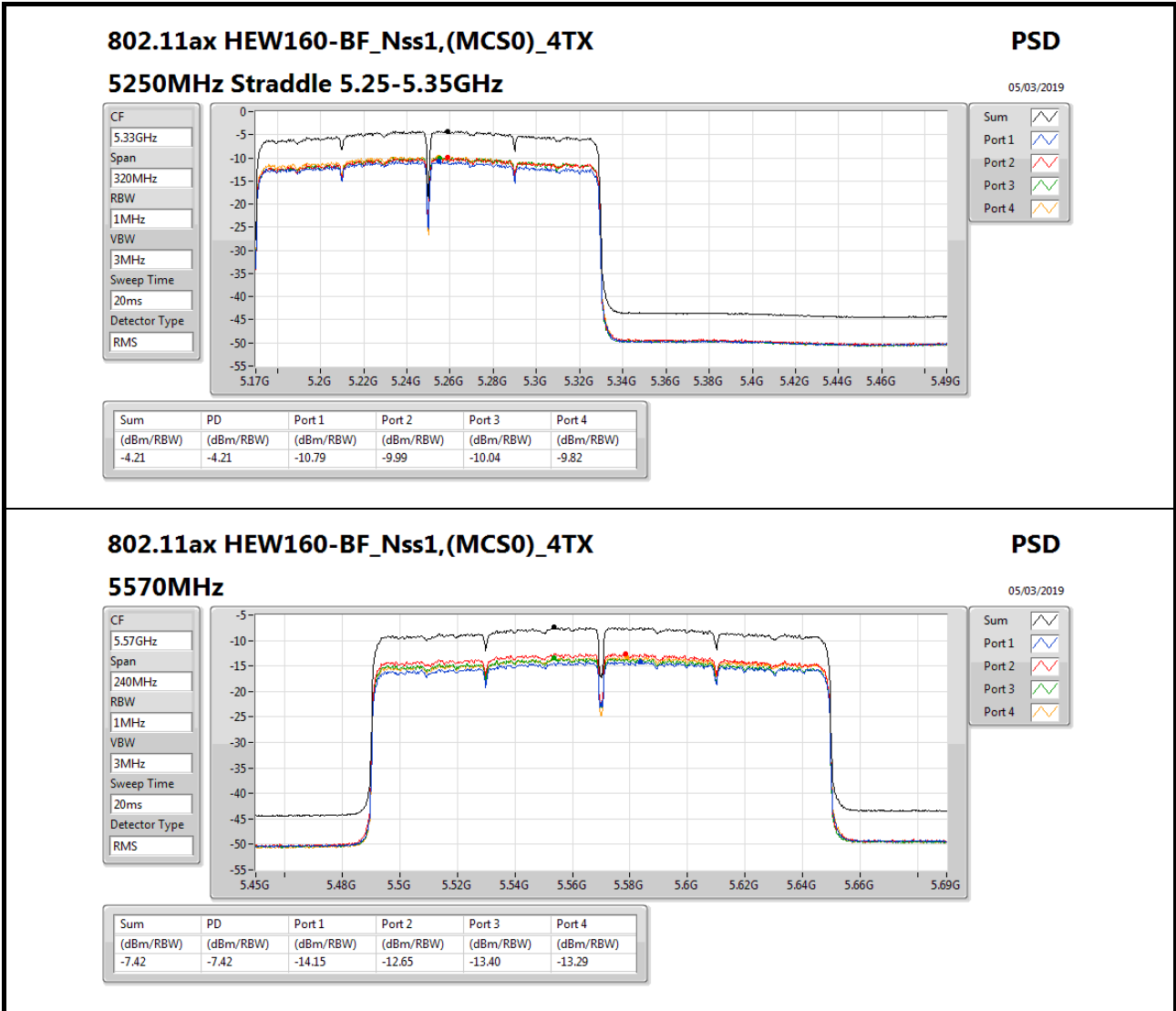
Port 1 

Port 2 

Port 3 

Port 4 







**For Non-beamforming / 4T4S mode  
Summary**

Mode	PD (dBm/RBW)
5.15-5.25GHz	-
802.11ax HEW160_Nss4,(MCS0)_4TX	-4.74
5.25-5.35GHz	-
802.11ax HEW20_Nss4,(MCS0)_4TX	7.90
802.11ax HEW40_Nss4,(MCS0)_4TX	5.33
802.11ax HEW80_Nss4,(MCS0)_4TX	0.55
802.11ax HEW160_Nss4,(MCS0)_4TX	-4.44
5.47-5.725GHz	-
802.11ax HEW20_Nss4,(MCS0)_4TX	7.84
802.11ax HEW40_Nss4,(MCS0)_4TX	5.27
802.11ax HEW80_Nss4,(MCS0)_4TX	2.78
802.11ax HEW160_Nss4,(MCS0)_4TX	-4.92
5.725-5.85GHz	-
802.11ax HEW20_Nss4,(MCS0)_4TX	5.54
802.11ax HEW40_Nss4,(MCS0)_4TX	2.62
802.11ax HEW80_Nss4,(MCS0)_4TX	-0.83

RBW = 500kHz for 5.725-5.85GHz band / 1MHz for other band;



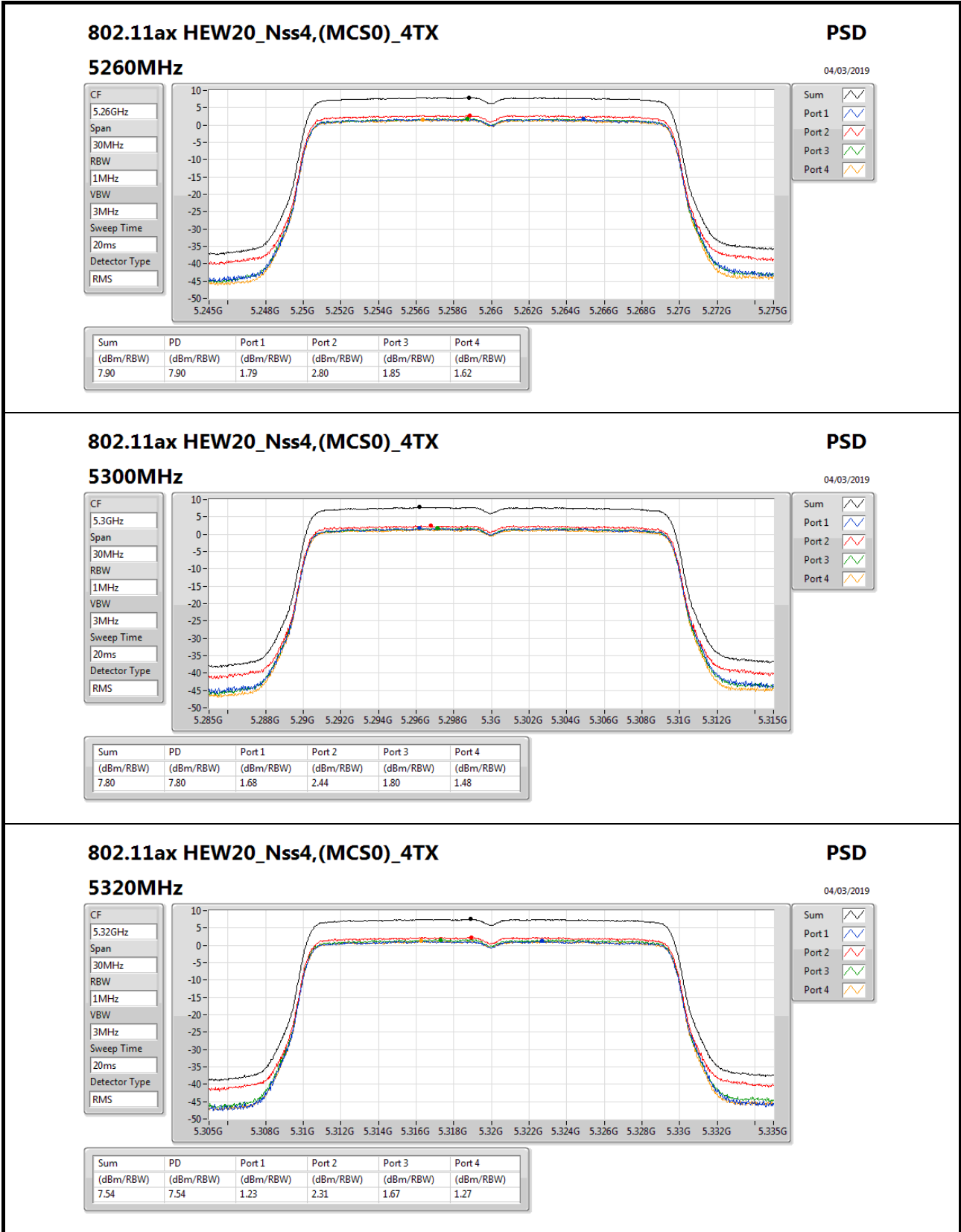
**PSD Result\_Radio 2**

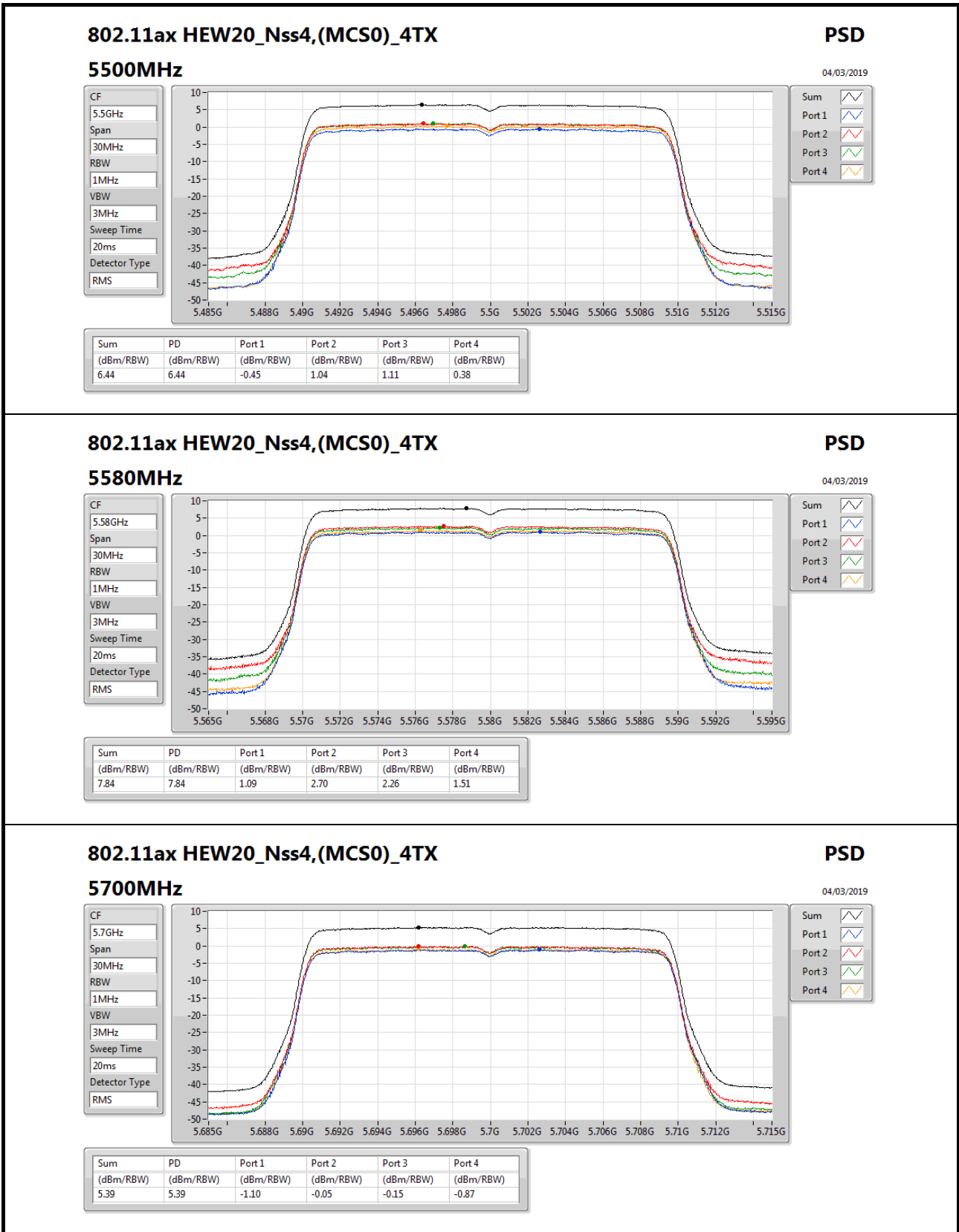
**Result**

Mode	Result	DG (dBi)	Port 1 (dBm/RBW)	Port 2 (dBm/RBW)	Port 3 (dBm/RBW)	Port 4 (dBm/RBW)	PD (dBm/RBW)	PD Limit (dBm/RBW)
802.11ax HEW20_Nss4,(MCS0)_4TX	-	-	-	-	-	-	-	-
5260MHz	Pass	8.70	1.79	2.80	1.85	1.62	7.90	8.30
5300MHz	Pass	8.70	1.68	2.44	1.80	1.48	7.80	8.30
5320MHz	Pass	8.70	1.23	2.31	1.67	1.27	7.54	8.30
5500MHz	Pass	8.70	-0.45	1.04	1.11	0.38	6.44	8.30
5580MHz	Pass	8.70	1.09	2.70	2.26	1.51	7.84	8.30
5700MHz	Pass	8.70	-1.10	-0.05	-0.15	-0.87	5.39	8.30
5720MHz Straddle 5.47-5.725GHz	Pass	8.70	1.26	1.93	1.82	1.10	7.45	8.30
5720MHz Straddle 5.725-5.85GHz	Pass	8.70	-0.61	0.09	-0.24	-0.80	5.54	27.30
802.11ax HEW40_Nss4,(MCS0)_4TX	-	-	-	-	-	-	-	-
5270MHz	Pass	8.70	-0.80	-0.06	-0.43	-1.01	5.33	8.30
5310MHz	Pass	8.70	-3.99	-2.93	-3.52	-3.54	2.43	8.30
5510MHz	Pass	8.70	-3.40	-2.53	-2.98	-3.57	2.79	8.30
5550MHz	Pass	8.70	-1.03	-0.23	-0.33	-0.72	5.27	8.30
5670MHz	Pass	8.70	-1.76	-2.35	-1.83	-2.35	3.86	8.30
5710MHz Straddle 5.47-5.725GHz	Pass	8.70	-0.61	-0.96	-0.20	-0.74	5.24	8.30
5710MHz Straddle 5.725-5.85GHz	Pass	8.70	-3.17	-3.94	-3.01	-3.39	2.62	27.30
802.11ax HEW80_Nss4,(MCS0)_4TX	-	-	-	-	-	-	-	-
5290MHz	Pass	8.70	-5.44	-5.05	-5.28	-5.57	0.55	8.30
5530MHz	Pass	8.70	-6.85	-6.11	-6.02	-7.13	-0.60	8.30
5610MHz	Pass	8.70	-3.38	-2.65	-3.03	-3.64	2.78	8.30
5690MHz Straddle 5.47-5.725GHz	Pass	8.70	-3.63	-3.29	-3.54	-4.20	2.27	8.30
5690MHz Straddle 5.725-5.85GHz	Pass	8.70	-6.23	-6.76	-6.98	-7.23	-0.83	27.30
802.11ax HEW160_Nss4,(MCS0)_4TX	-	-	-	-	-	-	-	-
5250MHz Straddle 5.15-5.25GHz	Pass	8.70	-10.59	-10.53	-10.47	-10.96	-4.74	14.30
5250MHz Straddle 5.25-5.35GHz	Pass	8.70	-10.50	-10.09	-10.07	-10.70	-4.44	8.30
5570MHz	Pass	8.70	-11.47	-10.31	-10.58	-10.77	-4.92	8.30

**DG** = Directional Gain; **RBW** = 500kHz for 5.725-5.85GHz band / 1MHz for other band;

**PD** = trace bin-by-bin of each transmits port summing can be performed maximum power density; **Port X** = Port Xpower density;





### 802.11ax HEW20\_Nss4,(MCS0)\_4TX

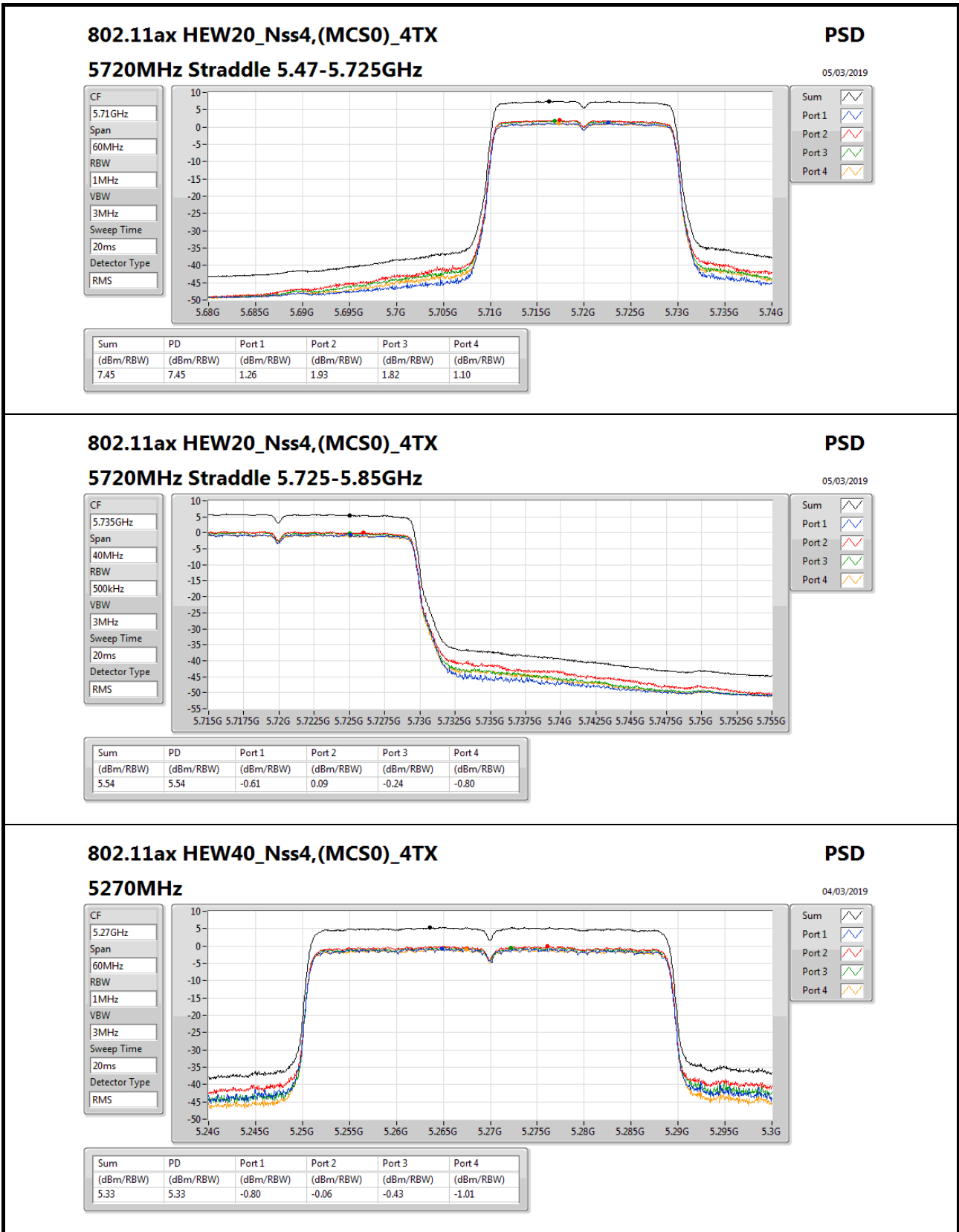
#### 5700MHz

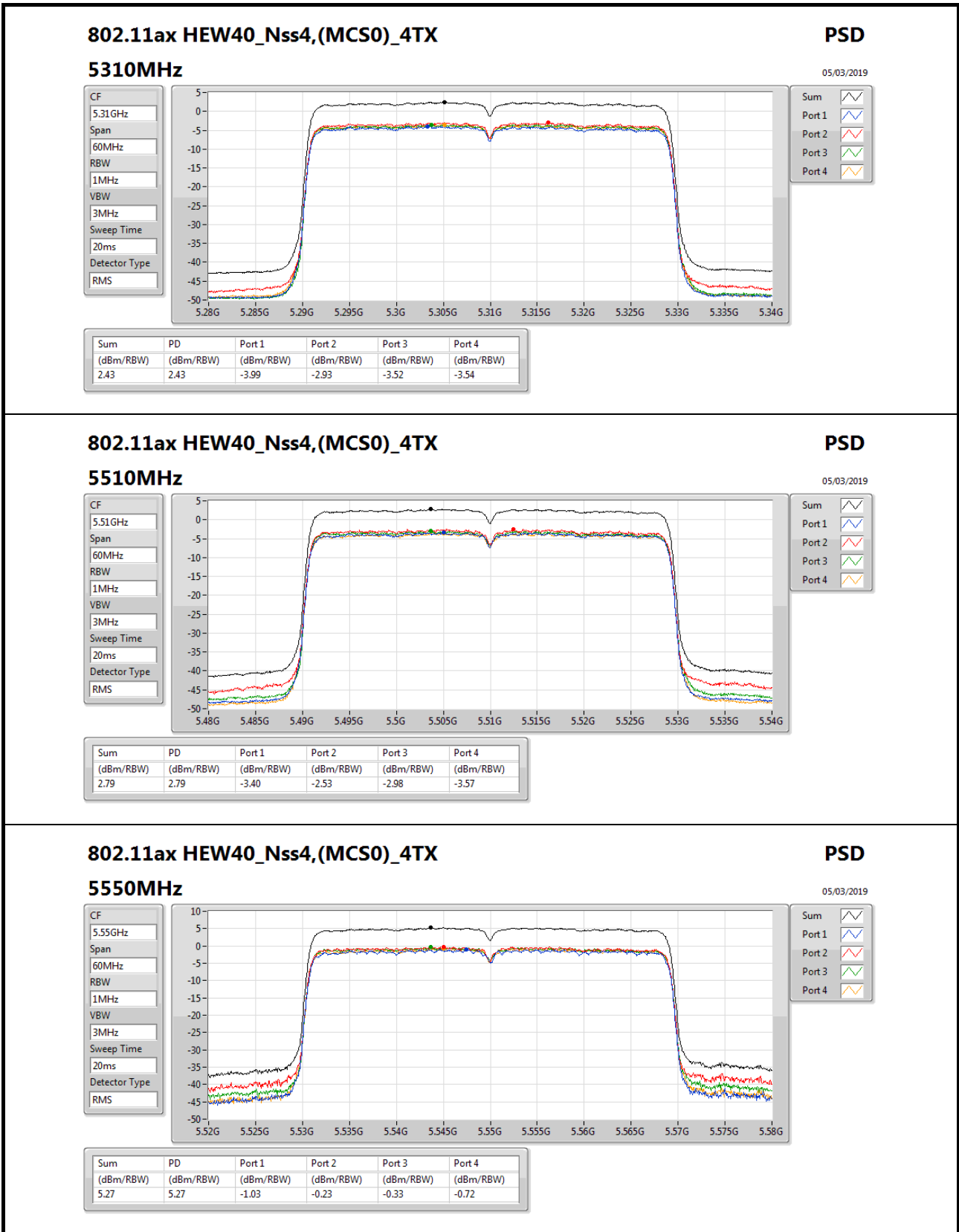
### PSD

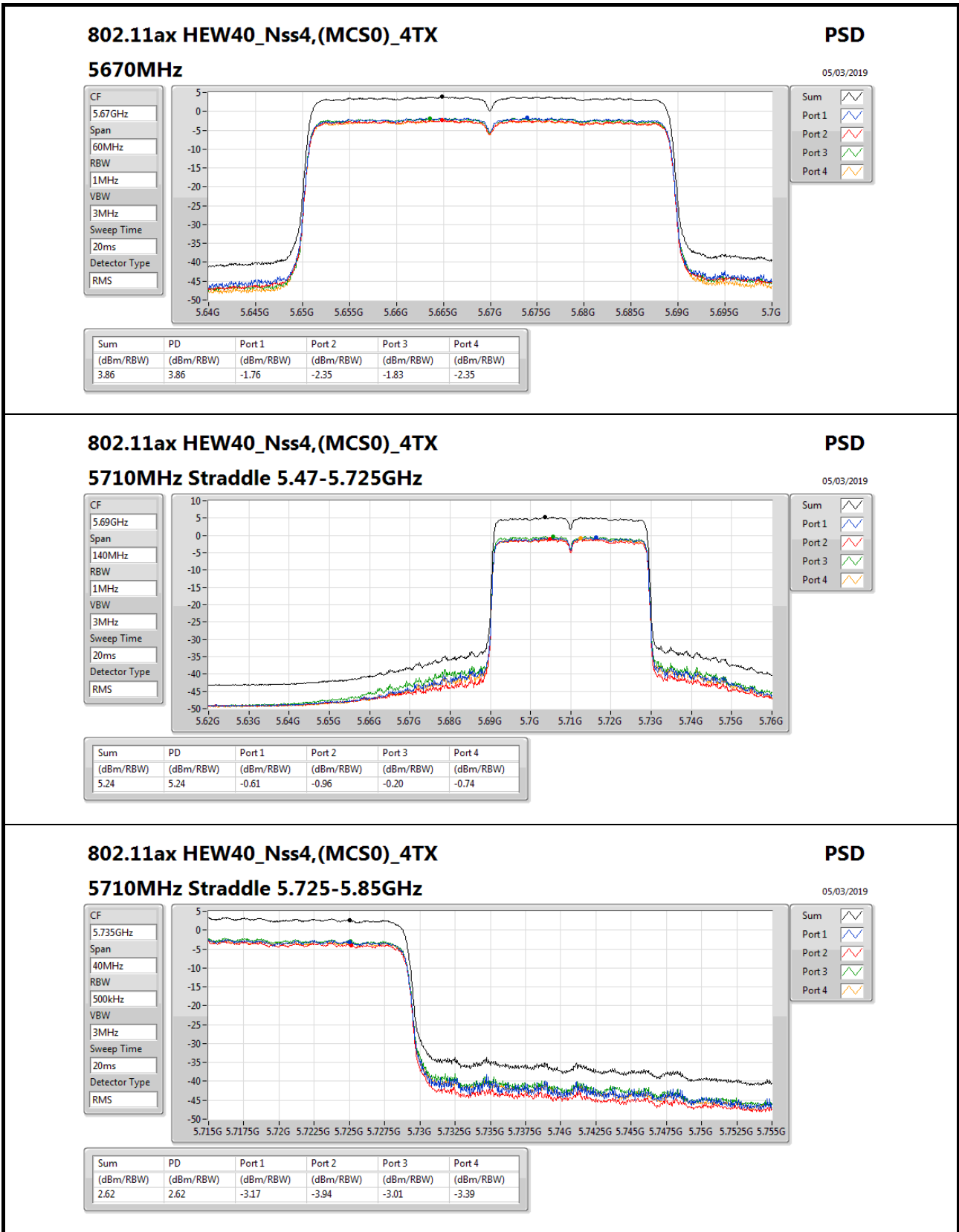
04/03/2019

Sum	PD	Port 1	Port 2	Port 3	Port 4
(dBm/RBW)	(dBm/RBW)	(dBm/RBW)	(dBm/RBW)	(dBm/RBW)	(dBm/RBW)
5.39	5.39	-1.10	-0.05	-0.15	-0.87

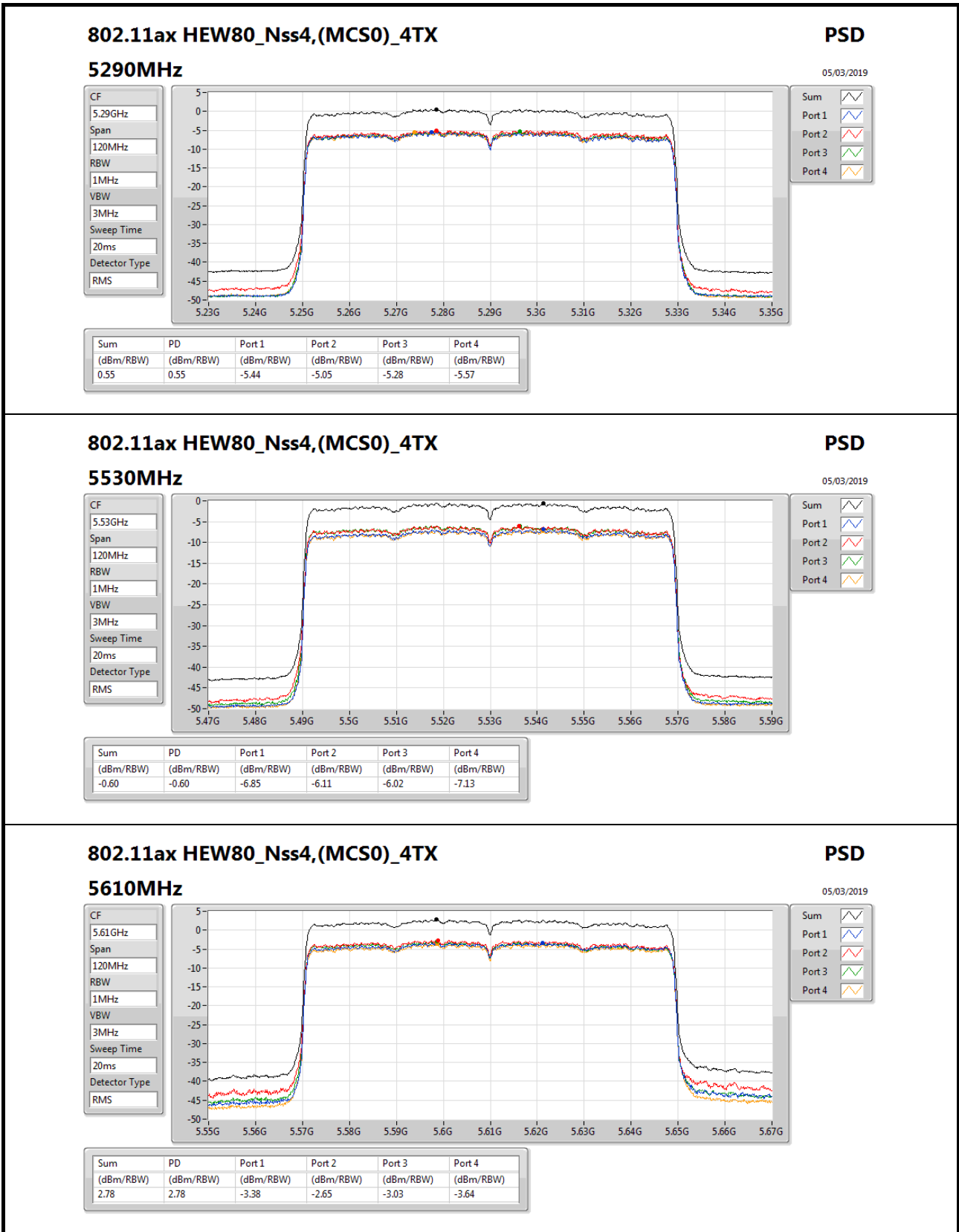
Sum	Port 1	Port 2	Port 3	Port 4
(dBm/RBW)	(dBm/RBW)	(dBm/RBW)	(dBm/RBW)	(dBm/RBW)
5.39	-1.10	-0.05	-0.15	-0.87











### 802.11ax HEW80\_Nss4,(MCS0)\_4TX

#### 5610MHz

CF: 5.61GHz

Span: 120MHz

RBW: 1MHz

VBW: 3MHz

Sweep Time: 20ms

Detector Type: RMS

PSD

05/03/2019

Sum

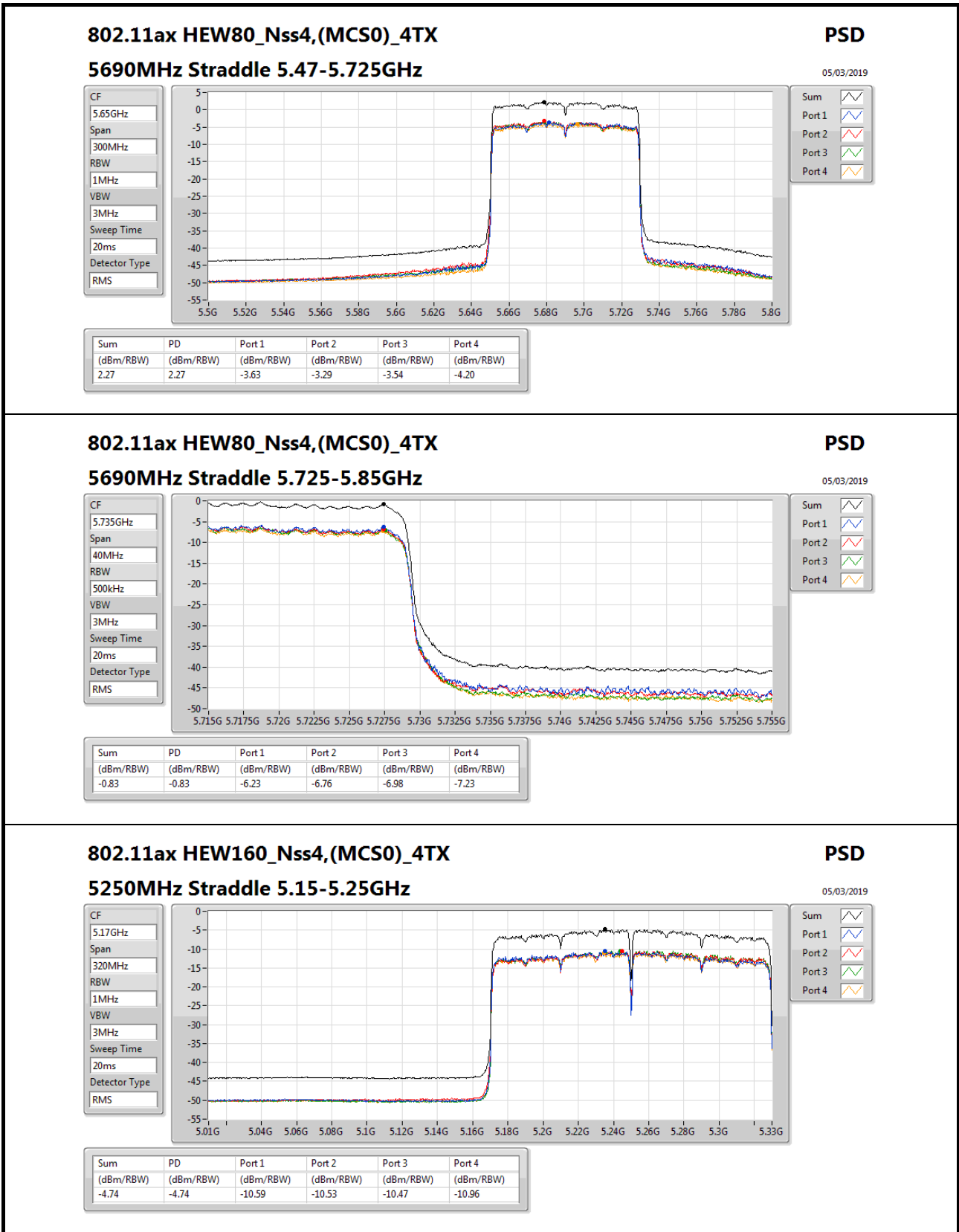
Port 1

Port 2

Port 3

Port 4

Sum	PD	Port 1	Port 2	Port 3	Port 4
(dBm/RBW)	(dBm/RBW)	(dBm/RBW)	(dBm/RBW)	(dBm/RBW)	(dBm/RBW)
2.78	2.78	-3.38	-2.65	-3.03	-3.64



### 802.11ax HEW160\_Nss4,(MCS0)\_4TX

#### 5250MHz Straddle 5.15-5.25GHz

**PSD**  
05/03/2019

CF  
5.17GHz

Span  
320MHz

RBW  
1MHz

VBW  
3MHz

Sweep Time  
20ms

Detector Type  
RMS



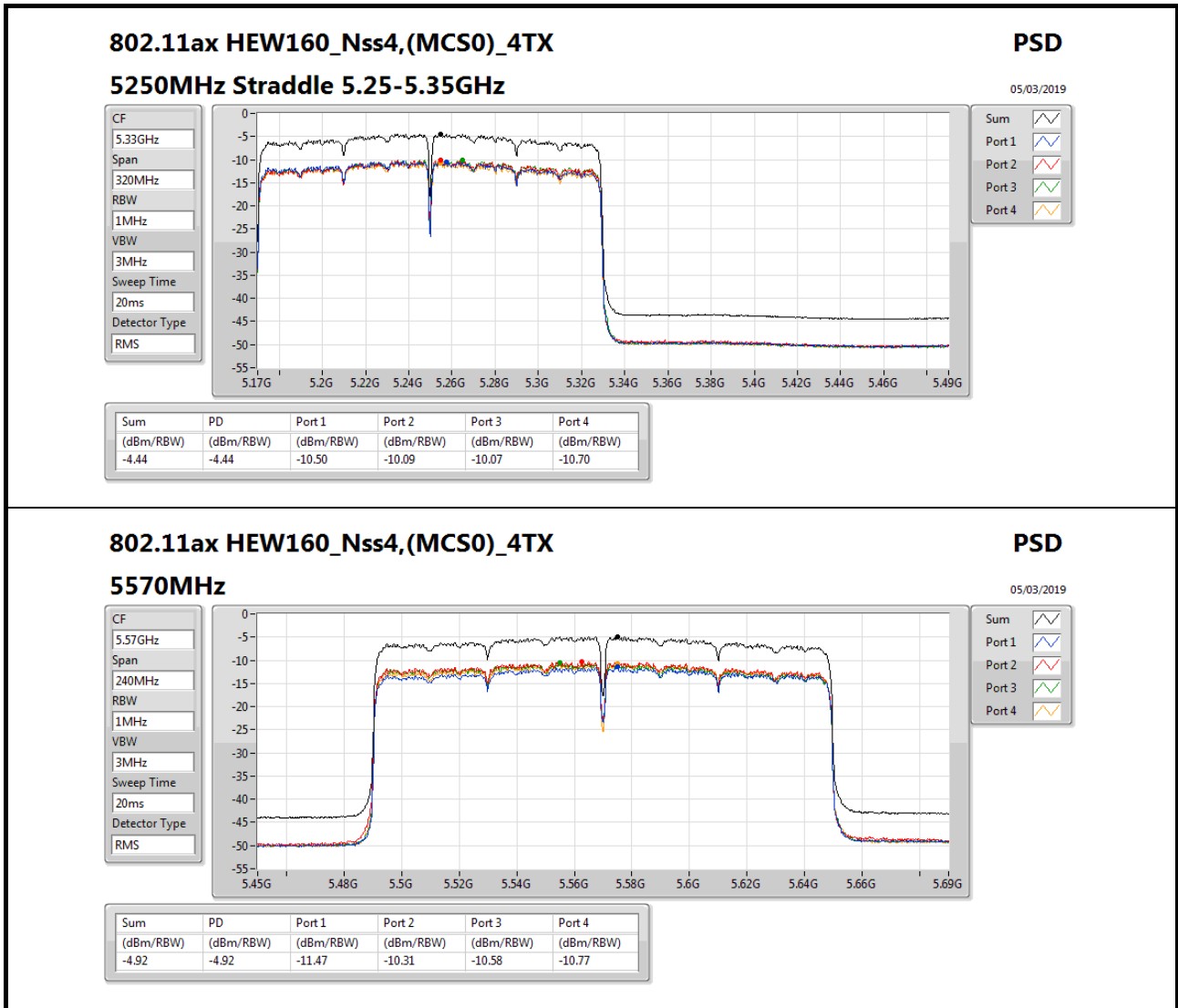
Sum 

Port 1 

Port 2 

Port 3 

Port 4 





For Outdoor use for 5G Band 1:  
Mode 1: (Ant. 5 Panel antenna / 3 dBi)  
For Non-beamforming / 1T1S mode  
Summary

Mode	PD (dBm/RBW)
5.15-5.25GHz	-
802.11ax HEW160_Nss1,(MCS0)_1TX	-7.68
5.25-5.35GHz	-
802.11ax HEW160_Nss1,(MCS0)_1TX	-7.70

RBW = 500 kHz for 5.725-5.85GHz band / 1MHz for other band;

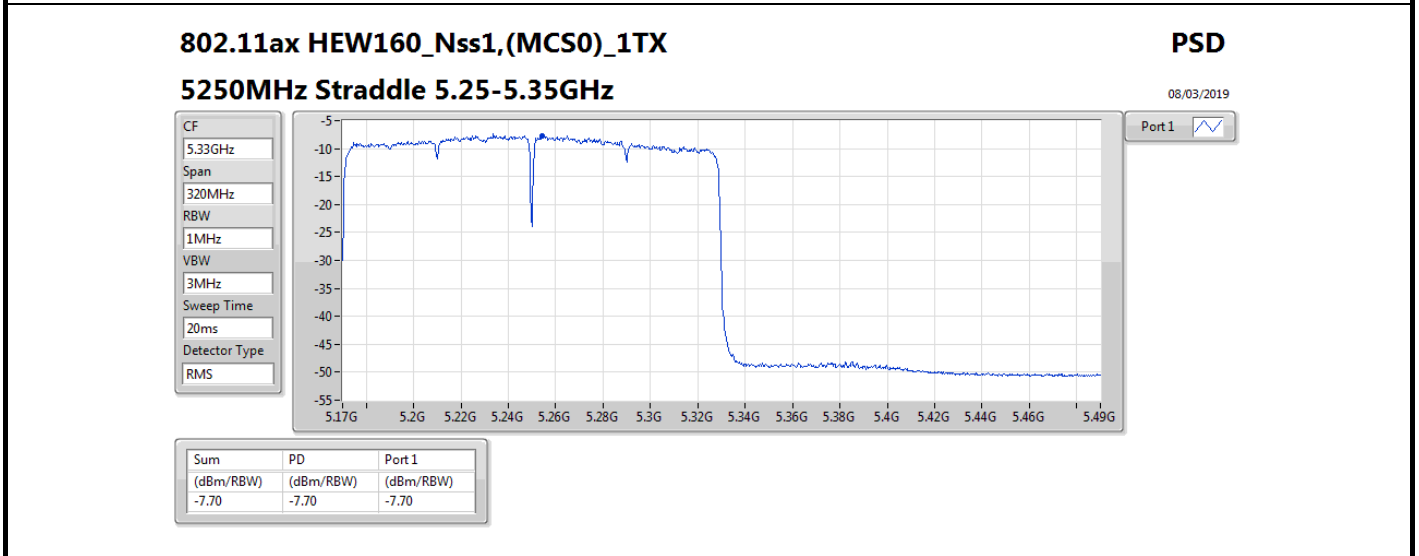
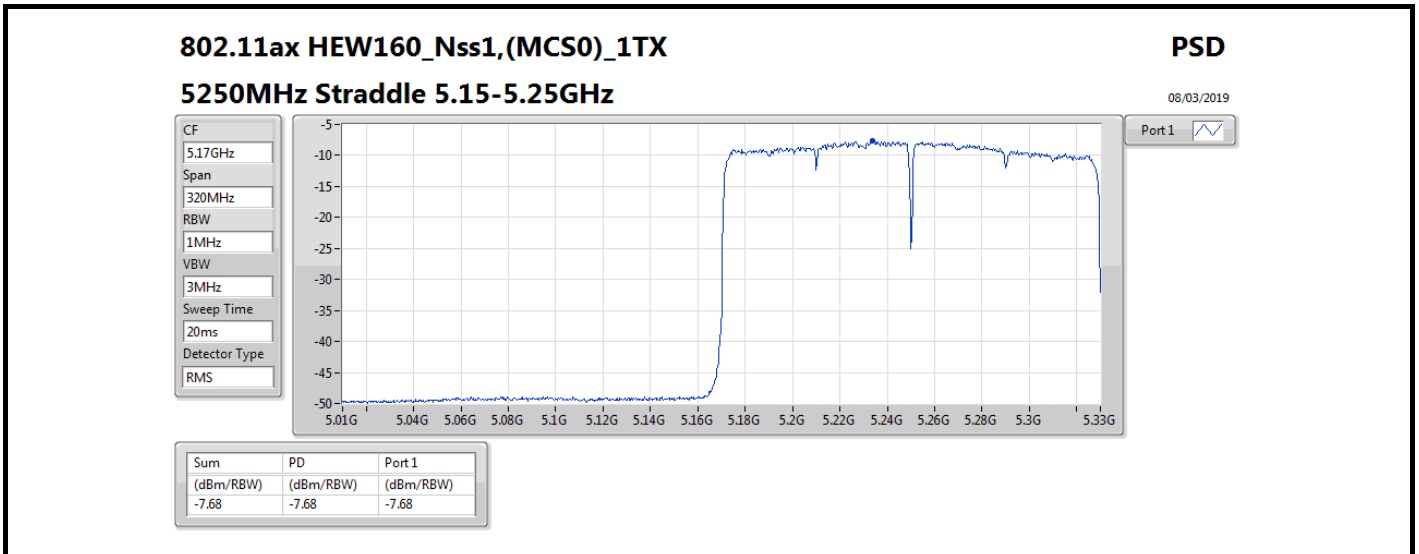


Result

Mode	Result	DG (dBi)	Port 1 (dBm/RBW)	PD (dBm/RBW)	PD Limit (dBm/RBW)
802.11ax HEW160_Nss1,(MCS0)_1TX	-	-	-	-	-
5250MHz Straddle 5.15-5.25GHz	Pass	3.00	-7.68	-7.68	17.00
5250MHz Straddle 5.25-5.35GHz	Pass	3.00	-7.70	-7.70	11.00

DG = Directional Gain; RBW = 500 kHz for 5.725-5.85GHz band / 1MHz for other band;

PD = trace bin-by-bin of each transmits port summing can be performed maximum power density; Port X = Port X power density;





**For Non-beamforming / 2T2S mode  
Summary**

Mode	PD (dBm/RBW)
5.15-5.25GHz	-
802.11ax HEW160_Nss2,(MCS0)_2TX	-7.18
5.25-5.35GHz	-
802.11ax HEW160_Nss2,(MCS0)_2TX	-6.50

RBW = 500 kHz for 5.725-5.85GHz band / 1MHz for other band;



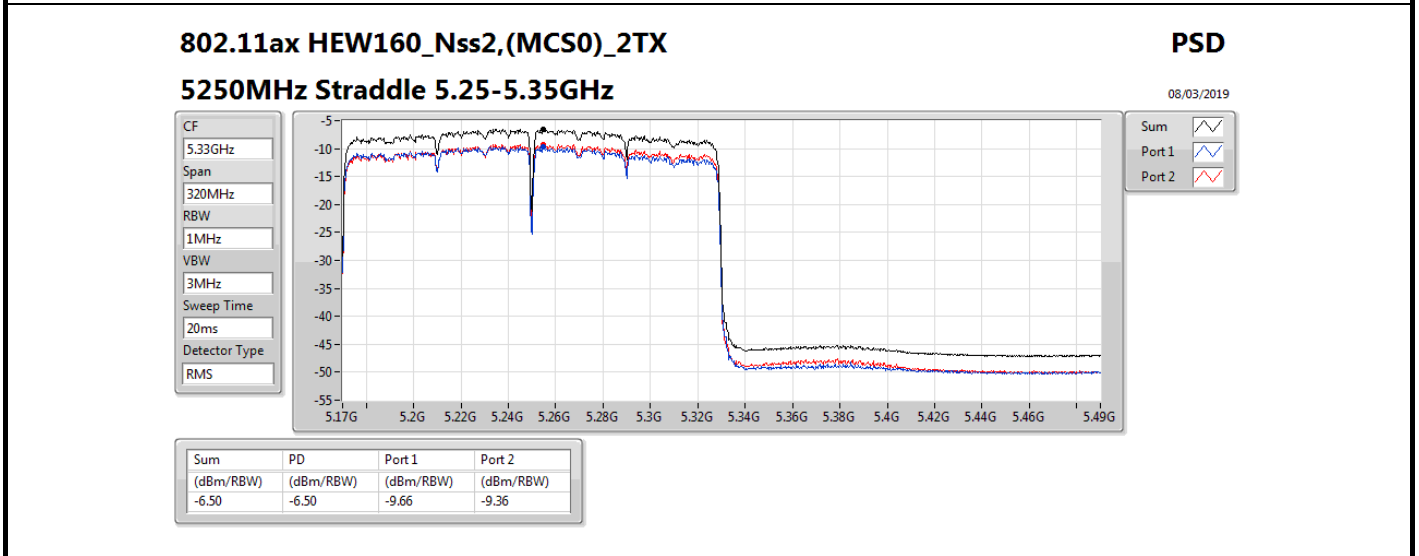
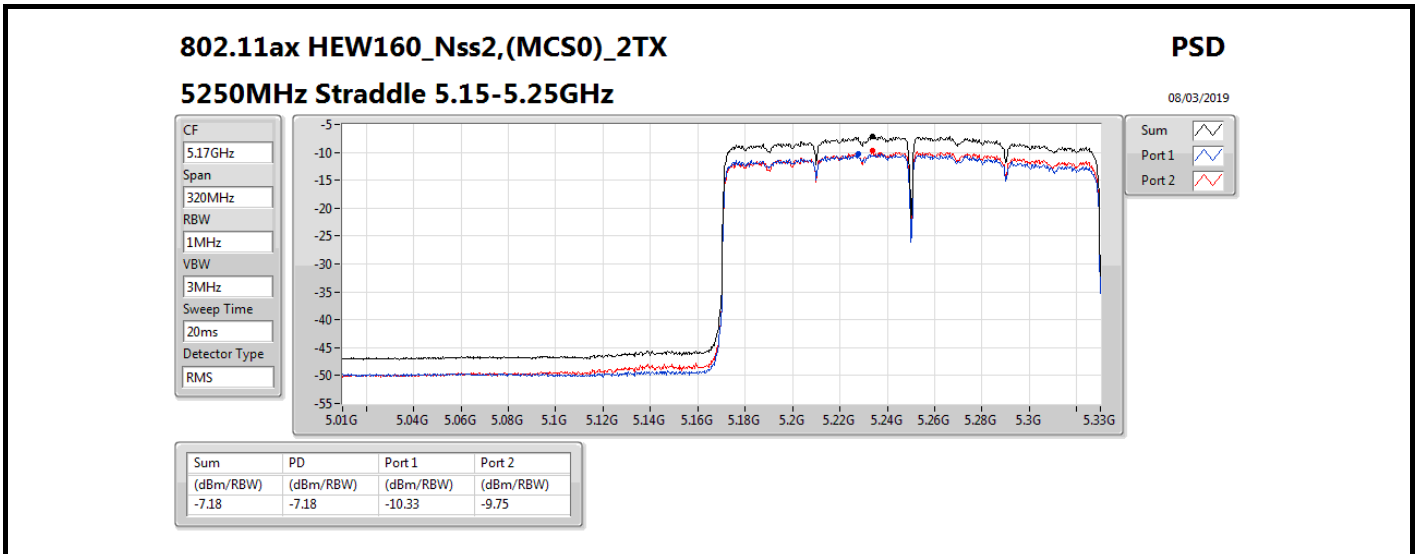
Result

Mode	Result	DG (dBi)	Port 1 (dBm/RBW)	Port 2 (dBm/RBW)	PD (dBm/RBW)	PD Limit (dBm/RBW)
802.11ax HEW160_Nss2,(MCS0)_2TX	-	-	-	-	-	-
5250MHz Straddle 5.15-5.25GHz	Pass	3.00	-10.33	-9.75	-7.18	17.00
5250MHz Straddle 5.25-5.35GHz	Pass	3.00	-9.66	-9.36	-6.50	11.00

DG = Directional Gain; RBW = 500 kHz for 5.725-5.85GHz band / 1MHz for other band;

PD = trace bin-by-bin of each transmits port summing can be performed maximum power density; Port X = Port X power density;







**For Non-beamforming / 4T1S mode  
Summary**

Mode	PD (dBm/RBW)
5.15-5.25GHz	-
802.11ax HEW160_Nss1,(MCS0)_4TX	-3.46
5.25-5.35GHz	-
802.11ax HEW160_Nss1,(MCS0)_4TX	-3.77

RBW = 500 kHz for 5.725-5.85GHz band / 1MHz for other band;



Result

Mode	Result	DG (dBi)	Port 1 (dBm/RBW)	Port 2 (dBm/RBW)	Port 3 (dBm/RBW)	Port 4 (dBm/RBW)	PD (dBm/RBW)	PD Limit (dBm/RBW)
802.11ax HEW160_Nss1,(MCS0)_4TX	-	-	-	-	-	-	-	-
5250MHz Straddle 5.15-5.25GHz	Pass	9.02	-9.31	-9.27	-9.74	-9.45	-3.46	13.98
5250MHz Straddle 5.25-5.35GHz	Pass	9.02	-9.89	-9.46	-9.88	-9.53	-3.77	7.98

DG = Directional Gain; RBW = 500 kHz for 5.725-5.85GHz band / 1MHz for other band;

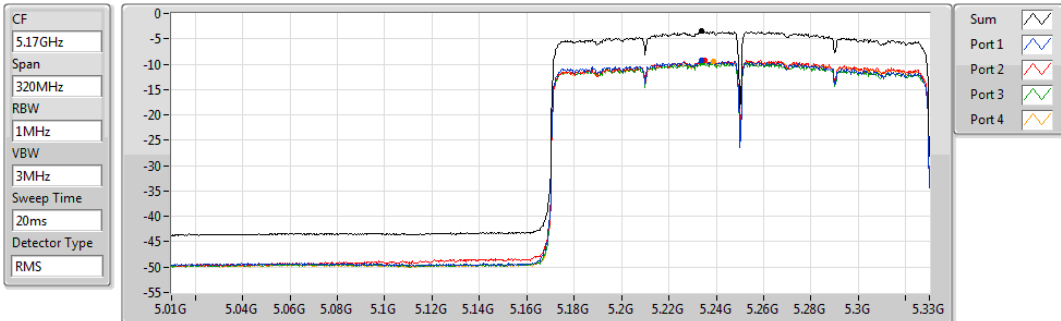
PD = trace bin-by-bin of each transmits port summing can be performed maximum power density; Port X = Port X power density;

802.11ax HEW160\_Nss1,(MCS0)\_4TX

PSD

5250MHz Straddle 5.15-5.25GHz

08/03/2019



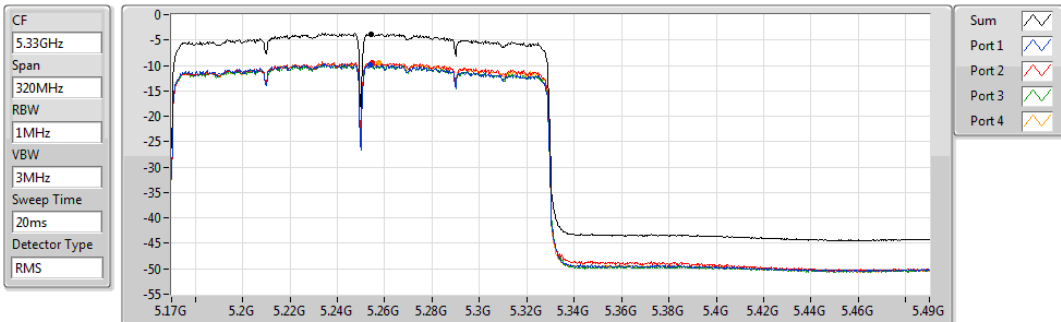
Sum	PD	Port 1	Port 2	Port 3	Port 4
(dBm/RBW)	(dBm/RBW)	(dBm/RBW)	(dBm/RBW)	(dBm/RBW)	(dBm/RBW)
-3.46	-3.46	-9.31	-9.27	-9.74	-9.45

802.11ax HEW160\_Nss1,(MCS0)\_4TX

PSD

5250MHz Straddle 5.25-5.35GHz

08/03/2019



Sum	PD	Port 1	Port 2	Port 3	Port 4
(dBm/RBW)	(dBm/RBW)	(dBm/RBW)	(dBm/RBW)	(dBm/RBW)	(dBm/RBW)
-3.77	-3.77	-9.89	-9.46	-9.88	-9.53



**For Beamforming / 4T1S mode  
Summary**

Mode	PD (dBm/RBW)
5.15-5.25GHz	-
802.11ax HEW160-BF_Nss1,(MCS0)_4TX	-9.22
5.25-5.35GHz	-
802.11ax HEW160-BF_Nss1,(MCS0)_4TX	-9.10

RBW = 500 kHz for 5.725-5.85GHz band / 1MHz for other band;



Result

Mode	Result	DG (dBi)	Port 1 (dBm/RBW)	Port 2 (dBm/RBW)	Port 3 (dBm/RBW)	Port 4 (dBm/RBW)	PD (dBm/RBW)	PD Limit (dBm/RBW)
802.11ax HEW160-BF_Nss1,(MCS0)_4TX	-	-	-	-	-	-	-	-
5250MHz Straddle 5.15-5.25GHz	Pass	9.02	-15.80	-14.66	-14.98	-15.36	-9.22	13.98
5250MHz Straddle 5.25-5.35GHz	Pass	9.02	-15.26	-14.72	-14.98	-15.24	-9.10	7.98

DG = Directional Gain; RBW = 500 kHz for 5.725-5.85GHz band / 1MHz for other band;

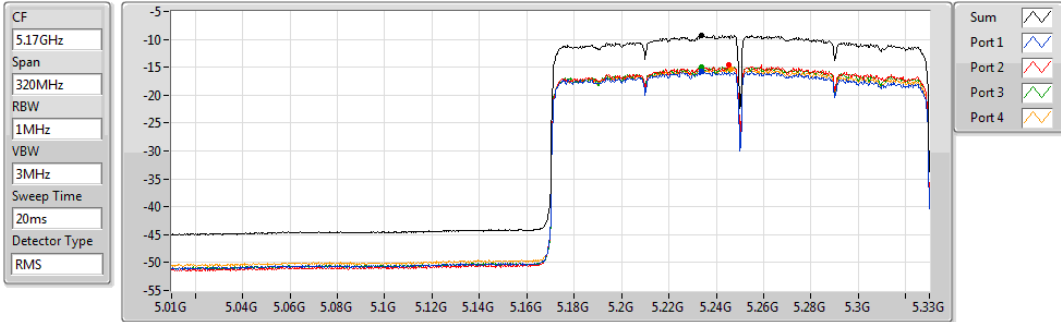
PD = trace bin-by-bin of each transmits port summing can be performed maximum power density; Port X = Port X power density;

802.11ax HEW160-BF\_Nss1,(MCS0)\_4TX

PSD

5250MHz Straddle 5.15-5.25GHz

14/05/2019



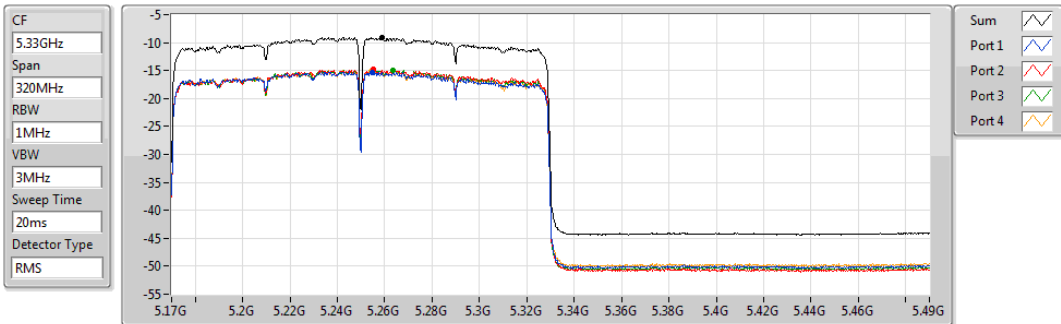
Sum	PD	Port 1	Port 2	Port 3	Port 4
(dBm/RBW)	(dBm/RBW)	(dBm/RBW)	(dBm/RBW)	(dBm/RBW)	(dBm/RBW)
-9.22	-9.22	-15.80	-14.66	-14.98	-15.36

802.11ax HEW160-BF\_Nss1,(MCS0)\_4TX

PSD

5250MHz Straddle 5.25-5.35GHz

14/05/2019



Sum	PD	Port 1	Port 2	Port 3	Port 4
(dBm/RBW)	(dBm/RBW)	(dBm/RBW)	(dBm/RBW)	(dBm/RBW)	(dBm/RBW)
-9.10	-9.10	-15.26	-14.72	-14.98	-15.24



**For Non-beamforming / 4T4S mode  
Summary**

Mode	PD (dBm/RBW)
5.15-5.25GHz	-
802.11ax HEW160_Nss4,(MCS0)_4TX	-3.83
5.25-5.35GHz	-
802.11ax HEW160_Nss4,(MCS0)_4TX	-3.82

RBW = 500 kHz for 5.725-5.85GHz band / 1MHz for other band;





Result

Mode	Result	DG (dBi)	Port 1 (dBm/RBW)	Port 2 (dBm/RBW)	Port 3 (dBm/RBW)	Port 4 (dBm/RBW)	PD (dBm/RBW)	PD Limit (dBm/RBW)
802.11ax HEW160_Nss4,(MCS0)_4TX	-	-	-	-	-	-	-	-
5250MHz Straddle 5.15-5.25GHz	Pass	3.00	-9.74	-9.38	-9.76	-9.84	-3.83	17.00
5250MHz Straddle 5.25-5.35GHz	Pass	3.00	-9.96	-9.37	-9.78	-9.74	-3.82	11.00

DG = Directional Gain; RBW = 500 kHz for 5.725-5.85GHz band / 1MHz for other band;

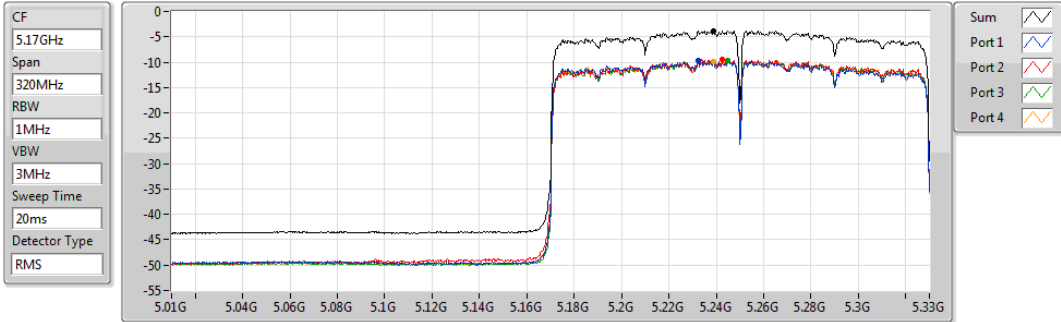
PD = trace bin-by-bin of each transmits port summing can be performed maximum power density; Port X = Port X power density;

802.11ax HEW160\_Nss4,(MCS0)\_4TX

PSD

5250MHz Straddle 5.15-5.25GHz

08/03/2019



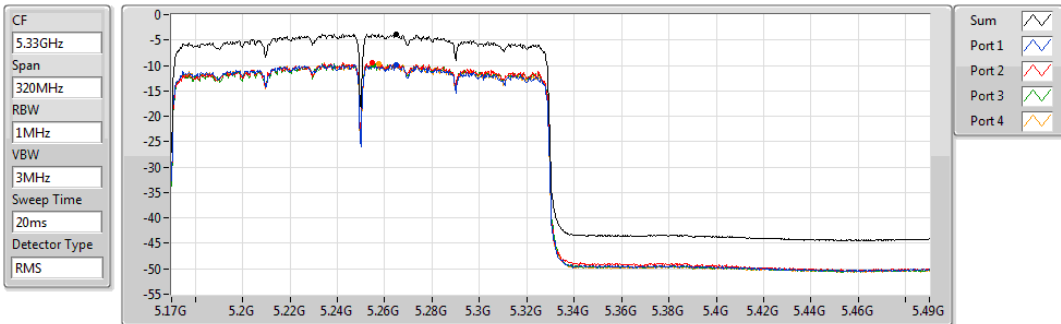
Sum	PD	Port 1	Port 2	Port 3	Port 4
(dBm/RBW)	(dBm/RBW)	(dBm/RBW)	(dBm/RBW)	(dBm/RBW)	(dBm/RBW)
-3.83	-3.83	-9.74	-9.38	-9.76	-9.84

802.11ax HEW160\_Nss4,(MCS0)\_4TX

PSD

5250MHz Straddle 5.25-5.35GHz

08/03/2019



Sum	PD	Port 1	Port 2	Port 3	Port 4
(dBm/RBW)	(dBm/RBW)	(dBm/RBW)	(dBm/RBW)	(dBm/RBW)	(dBm/RBW)
-3.82	-3.82	-9.96	-9.37	-9.78	-9.74



**Mode 2: (Ant. 6 Omni antenna / 6 dBi)  
For Non-beamforming / 1T1S mode  
Summary**

Mode	PD (dBm/RBW)
5.15-5.25GHz	-
802.11ax HEW160_Nss1,(MCS0)_1TX	-8.33
5.25-5.35GHz	-
802.11ax HEW160_Nss1,(MCS0)_1TX	-8.46

RBW = 500 kHz for 5.725-5.85GHz band / 1MHz for other band;

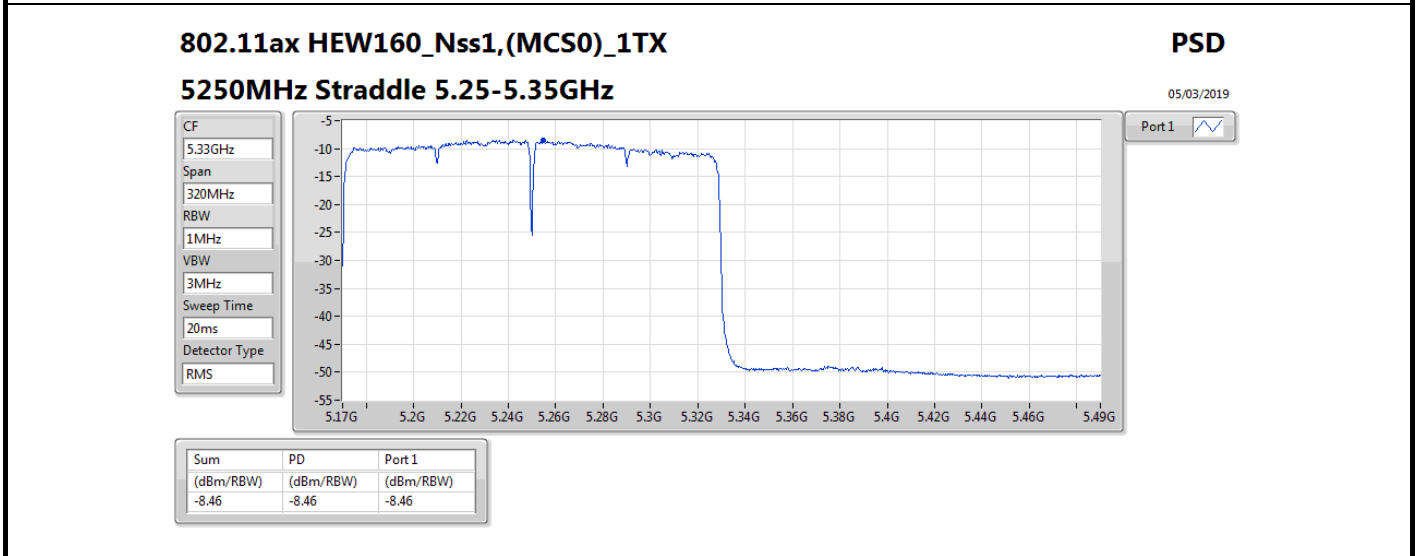
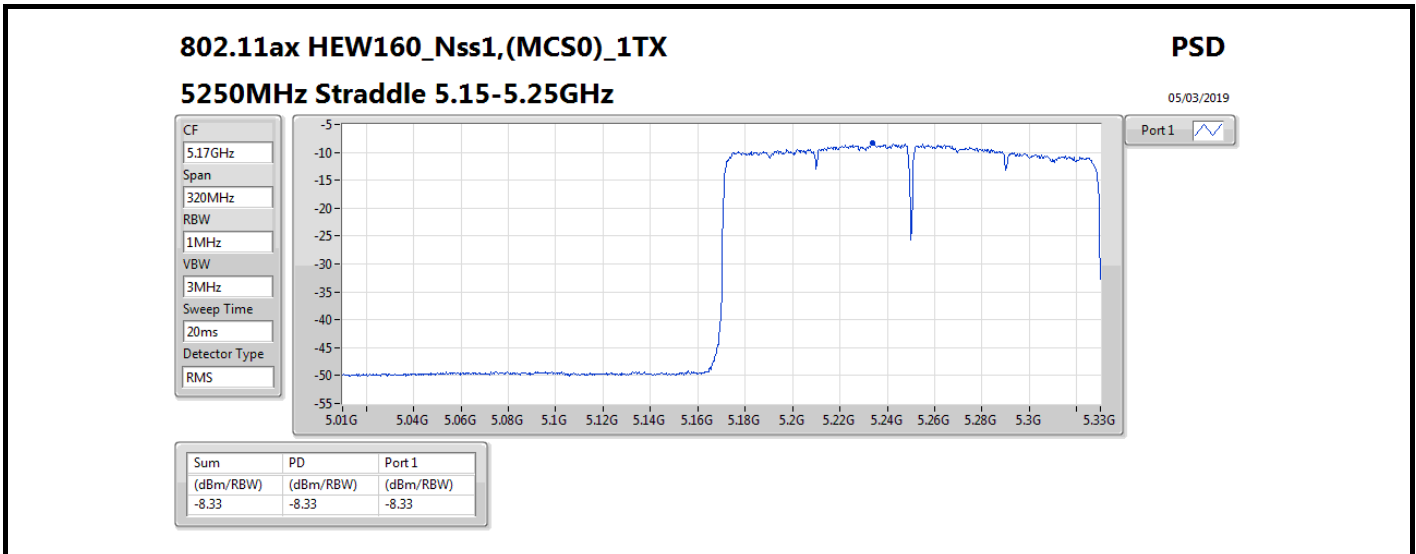


Result

Mode	Result	DG (dBi)	Port 1 (dBm/RBW)	PD (dBm/RBW)	PD Limit (dBm/RBW)
802.11ax HEW160_Nss1,(MCS0)_1TX	-	-	-	-	-
5250MHz Straddle 5.15-5.25GHz	Pass	6.00	-8.33	-8.33	17.00
5250MHz Straddle 5.25-5.35GHz	Pass	6.00	-8.46	-8.46	11.00

DG = Directional Gain; RBW = 500 kHz for 5.725-5.85GHz band / 1MHz for other band;

PD = trace bin-by-bin of each transmits port summing can be performed maximum power density; Port X = Port X power density;





**For Non-beamforming / 2T2S mode  
Summary**

Mode	PD (dBm/RBW)
5.15-5.25GHz	-
802.11ax HEW160_Nss2,(MCS0)_2TX	-7.23
5.25-5.35GHz	-
802.11ax HEW160_Nss2,(MCS0)_2TX	-7.15

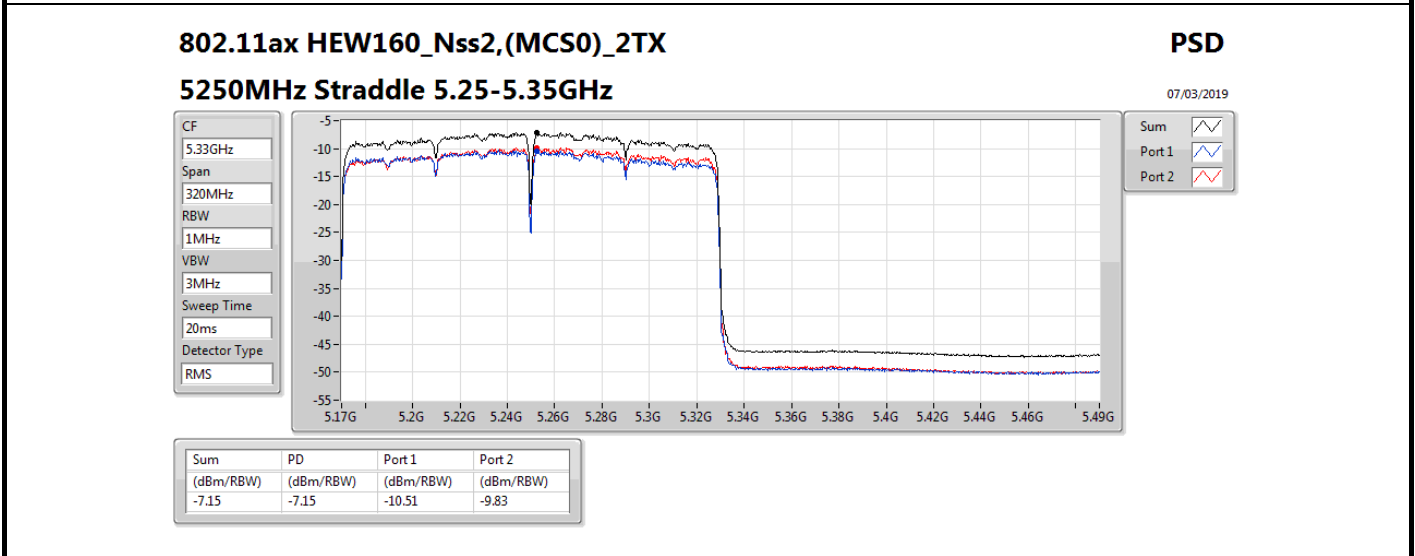
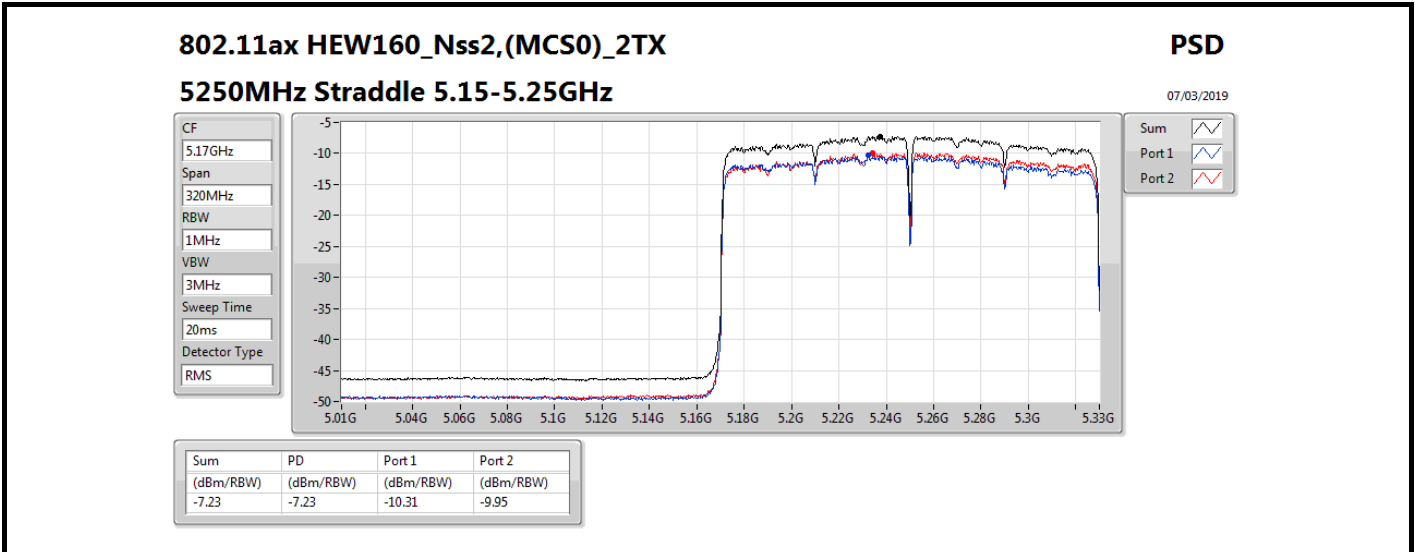
RBW = 500 kHz for 5.725-5.85GHz band / 1MHz for other band;



Result

Mode	Result	DG (dBi)	Port 1 (dBm/RBW)	Port 2 (dBm/RBW)	PD (dBm/RBW)	PD Limit (dBm/RBW)
802.11ax HEW160_Nss2,(MCS0)_2TX	-	-	-	-	-	-
5250MHz Straddle 5.15-5.25GHz	Pass	6.00	-10.31	-9.95	-7.23	17.00
5250MHz Straddle 5.25-5.35GHz	Pass	6.00	-10.51	-9.83	-7.15	11.00

**DG** = Directional Gain; **RBW** = 500 kHz for 5.725-5.85GHz band / 1MHz for other band;  
**PD** = trace bin-by-bin of each transmits port summing can be performed maximum power density; **Port X** = Port X power density;







**For Non-beamforming / 4T1S mode  
Summary**

Mode	PD (dBm/RBW)
5.15-5.25GHz	-
802.11ax HEW160_Nss1,(MCS0)_4TX	-8.09
5.25-5.35GHz	-
802.11ax HEW160_Nss1,(MCS0)_4TX	-7.81

RBW = 500 kHz for 5.725-5.85GHz band / 1MHz for other band;



Result

Mode	Result	DG (dBi)	Port 1 (dBm/RBW)	Port 2 (dBm/RBW)	Port 3 (dBm/RBW)	Port 4 (dBm/RBW)	PD (dBm/RBW)	PD Limit (dBm/RBW)
802.11ax HEW160_Nss1,(MCS0)_4TX	-	-	-	-	-	-	-	-
5250MHz Straddle 5.15-5.25GHz	Pass	12.02	-14.35	-13.83	-13.74	-14.46	-8.09	10.98
5250MHz Straddle 5.25-5.35GHz	Pass	12.02	-14.18	-13.42	-13.21	-14.27	-7.81	4.98

DG = Directional Gain; RBW = 500 kHz for 5.725-5.85GHz band / 1MHz for other band;

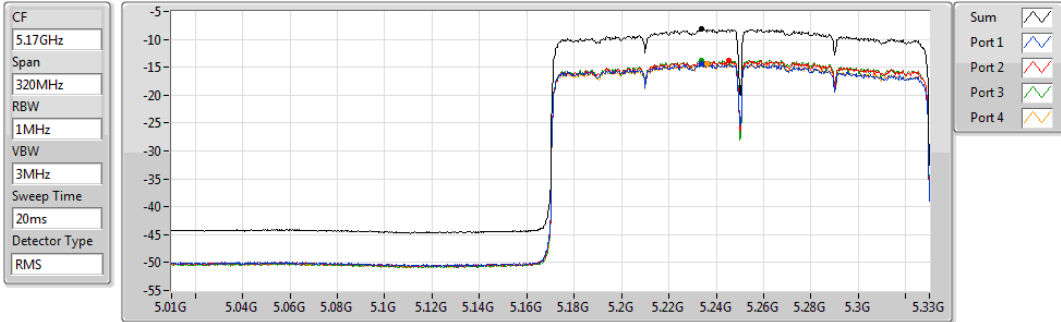
PD = trace bin-by-bin of each transmits port summing can be performed maximum power density; Port X = Port X power density;

802.11ax HEW160\_Nss1,(MCS0)\_4TX

PSD

5250MHz Straddle 5.15-5.25GHz

07/03/2019



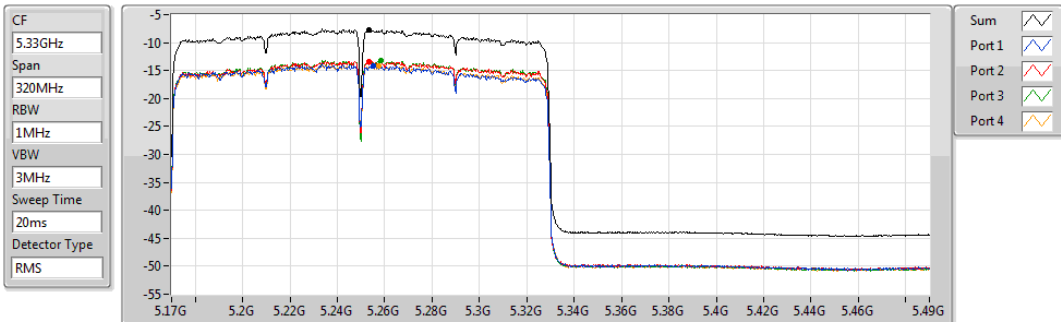
Sum	PD	Port 1	Port 2	Port 3	Port 4
(dBm/RBW)	(dBm/RBW)	(dBm/RBW)	(dBm/RBW)	(dBm/RBW)	(dBm/RBW)
-8.09	-8.09	-14.35	-13.83	-13.74	-14.46

802.11ax HEW160\_Nss1,(MCS0)\_4TX

PSD

5250MHz Straddle 5.25-5.35GHz

07/03/2019



Sum	PD	Port 1	Port 2	Port 3	Port 4
(dBm/RBW)	(dBm/RBW)	(dBm/RBW)	(dBm/RBW)	(dBm/RBW)	(dBm/RBW)
-7.81	-7.81	-14.18	-13.42	-13.21	-14.27



For Beamforming / 4T1S mode  
Summary

Mode	PD (dBm/RBW)
5.15-5.25GHz	-
802.11ax HEW160-BF_Nss1,(MCS0)_4TX	-4.92
5.25-5.35GHz	-
802.11ax HEW160-BF_Nss1,(MCS0)_4TX	-4.83

RBW = 500 kHz for 5.725-5.85GHz band / 1MHz for other band;



Result

Mode	Result	DG (dBi)	Port 1 (dBm/RBW)	Port 2 (dBm/RBW)	Port 3 (dBm/RBW)	Port 4 (dBm/RBW)	PD (dBm/RBW)	PD Limit (dBm/RBW)
802.11ax HEW160-BF_Nss1,(MCS0)_4TX	-	-	-	-	-	-	-	-
5250MHz Straddle 5.15-5.25GHz	Pass	12.02	-11.37	-10.52	-10.57	-10.42	-4.92	10.98
5250MHz Straddle 5.25-5.35GHz	Pass	12.02	-11.15	-10.64	-10.69	-10.57	-4.83	4.98

DG = Directional Gain; RBW = 500 kHz for 5.725-5.85GHz band / 1MHz for other band;

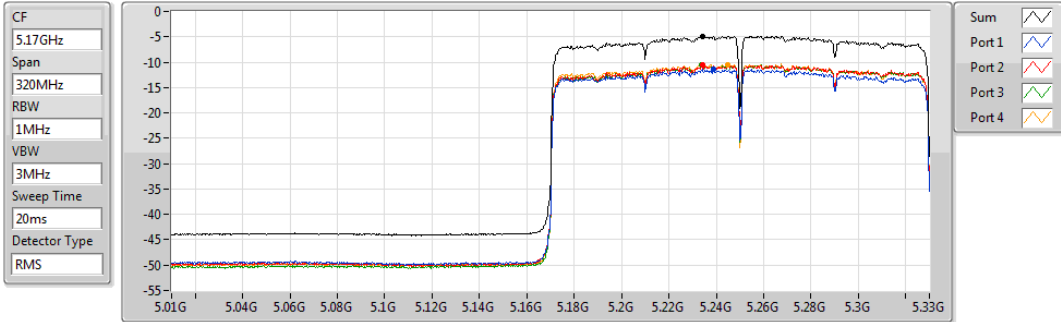
PD = trace bin-by-bin of each transmits port summing can be performed maximum power density; Port X = Port X power density;

802.11ax HEW160-BF\_Nss1,(MCS0)\_4TX

PSD

5250MHz Straddle 5.15-5.25GHz

06/03/2019



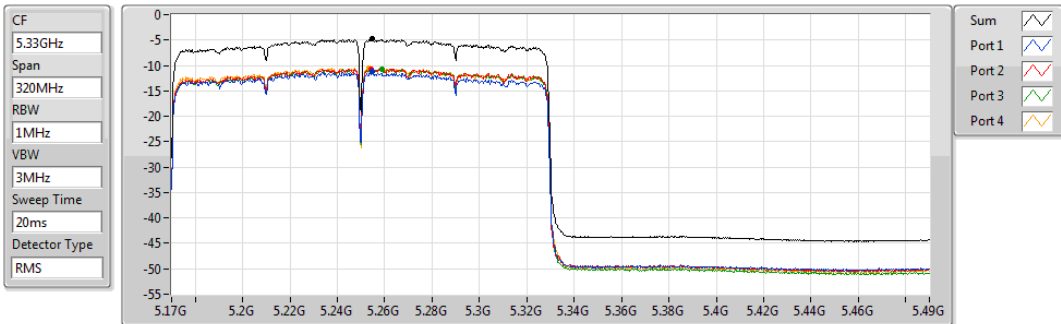
Sum	PD	Port 1	Port 2	Port 3	Port 4
(dBm/RBW)	(dBm/RBW)	(dBm/RBW)	(dBm/RBW)	(dBm/RBW)	(dBm/RBW)
-4.92	-4.92	-11.37	-10.52	-10.57	-10.42

802.11ax HEW160-BF\_Nss1,(MCS0)\_4TX

PSD

5250MHz Straddle 5.25-5.35GHz

06/03/2019



Sum	PD	Port 1	Port 2	Port 3	Port 4
(dBm/RBW)	(dBm/RBW)	(dBm/RBW)	(dBm/RBW)	(dBm/RBW)	(dBm/RBW)
-4.83	-4.83	-11.15	-10.64	-10.69	-10.57



**For Non-beamforming / 4T4S mode  
Summary**

Mode	PD (dBm/RBW)
5.15-5.25GHz	-
802.11ax HEW160_Nss4,(MCS0)_4TX	-7.13
5.25-5.35GHz	-
802.11ax HEW160_Nss4,(MCS0)_4TX	-6.59

RBW = 500 kHz for 5.725-5.85GHz band / 1MHz for other band;



Result

Mode	Result	DG (dBi)	Port 1 (dBm/RBW)	Port 2 (dBm/RBW)	Port 3 (dBm/RBW)	Port 4 (dBm/RBW)	PD (dBm/RBW)	PD Limit (dBm/RBW)
802.11ax HEW160_Nss4,(MCS0)_4TX	-	-	-	-	-	-	-	-
5250MHz Straddle 5.15-5.25GHz	Pass	6.00	-13.44	-12.57	-13.10	-13.11	-7.13	17.00
5250MHz Straddle 5.25-5.35GHz	Pass	6.00	-13.01	-11.95	-12.50	-12.95	-6.59	11.00

**DG** = Directional Gain; **RBW** = 500 kHz for 5.725-5.85GHz band / 1MHz for other band;

**PD** = trace bin-by-bin of each transmits port summing can be performed maximum power density; **Port X** = Port X power density;

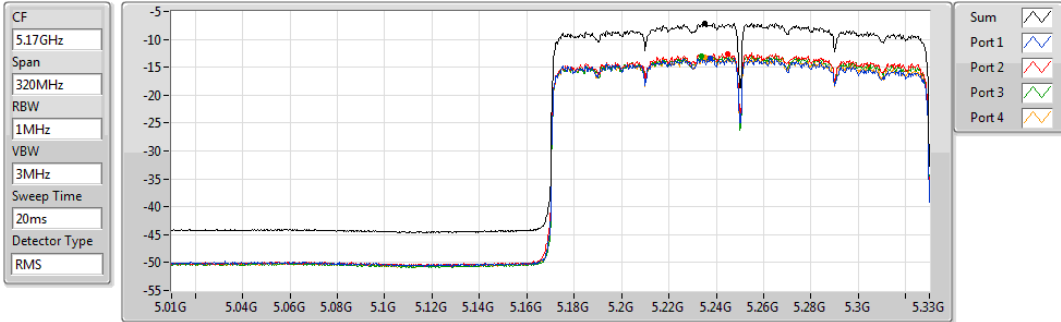


802.11ax HEW160\_Nss4,(MCS0)\_4TX

PSD

5250MHz Straddle 5.15-5.25GHz

07/03/2019



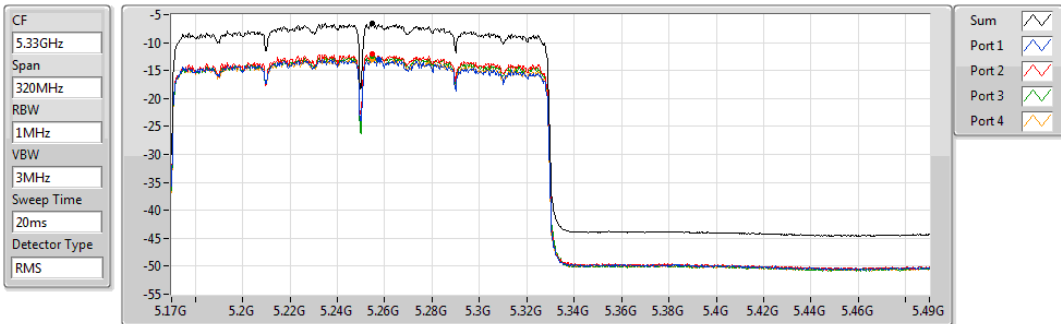
Sum	PD	Port 1	Port 2	Port 3	Port 4
(dBm/RBW)	(dBm/RBW)	(dBm/RBW)	(dBm/RBW)	(dBm/RBW)	(dBm/RBW)
-7.13	-7.13	-13.44	-12.57	-13.10	-13.11

802.11ax HEW160\_Nss4,(MCS0)\_4TX

PSD

5250MHz Straddle 5.25-5.35GHz

07/03/2019



Sum	PD	Port 1	Port 2	Port 3	Port 4
(dBm/RBW)	(dBm/RBW)	(dBm/RBW)	(dBm/RBW)	(dBm/RBW)	(dBm/RBW)
-6.59	-6.59	-13.01	-11.95	-12.50	-12.95



**Mode 3: (Ant. 11 Panel antenna / 8.7 dBi)  
For Non-beamforming / 1T1S mode  
Summary**

Mode	PD (dBm/RBW)
5.15-5.25GHz	-
802.11ax HEW160_Nss1,(MCS0)_1TX	-8.33
5.25-5.35GHz	-
802.11ax HEW160_Nss1,(MCS0)_1TX	-8.46

RBW = 500 kHz for 5.725-5.85GHz band / 1MHz for other band;

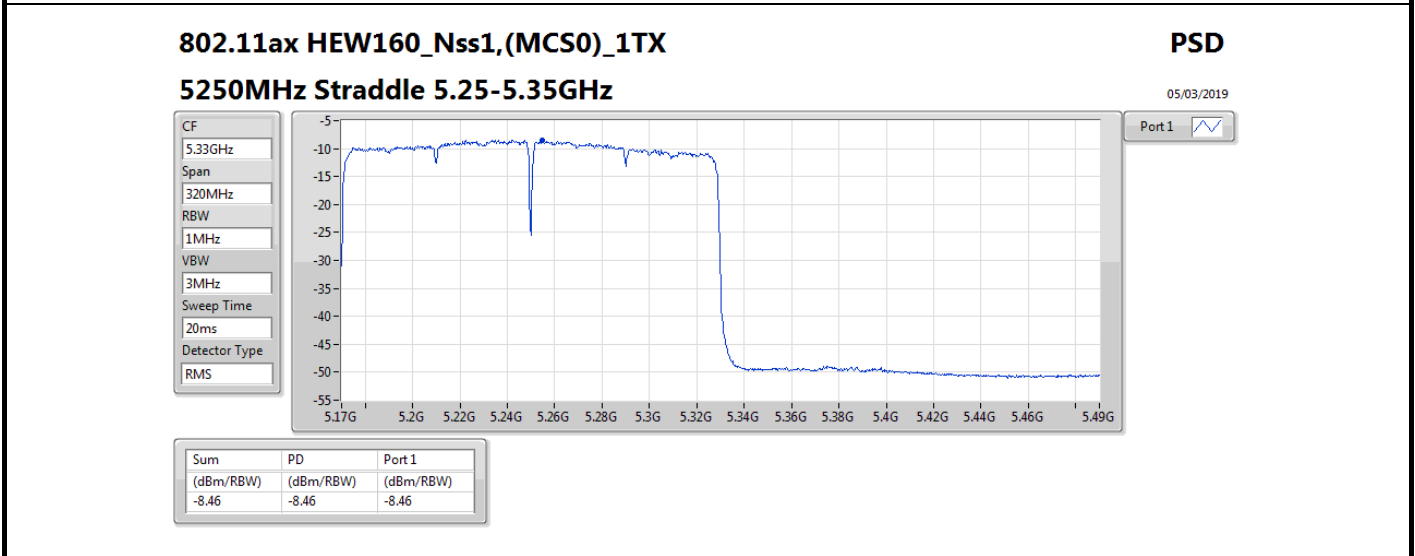
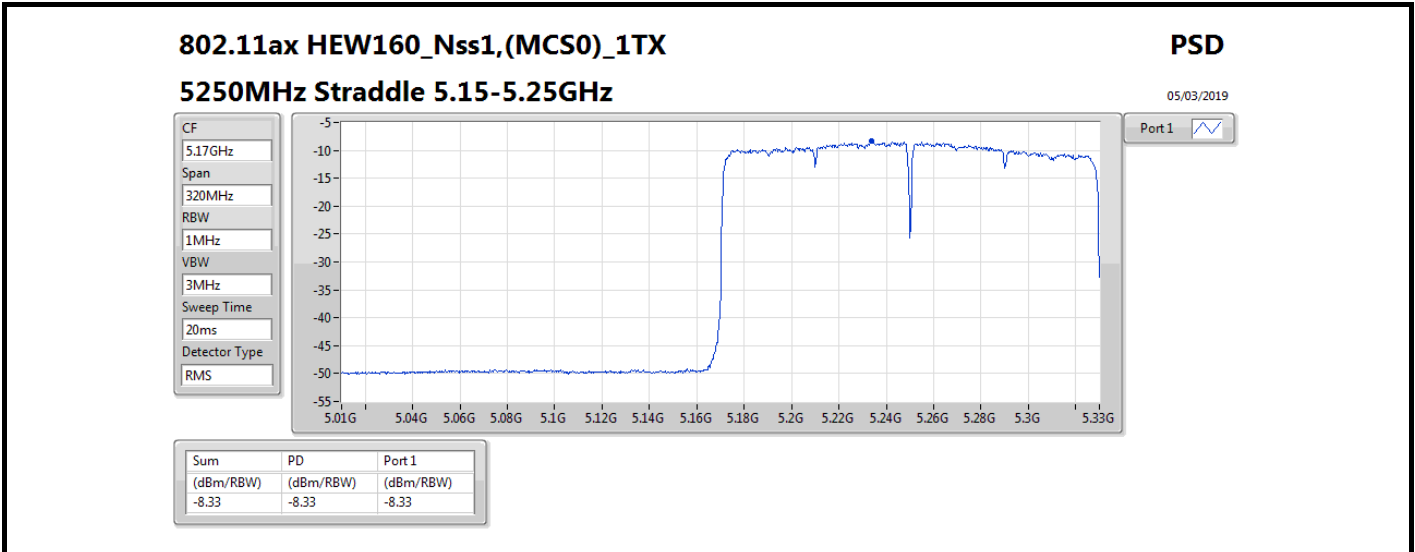


Result

Mode	Result	DG (dBi)	Port 1 (dBm/RBW)	PD (dBm/RBW)	PD Limit (dBm/RBW)
802.11ax HEW160_Nss1,(MCS0)_1TX	-	-	-	-	-
5250MHz Straddle 5.15-5.25GHz	Pass	8.70	-8.33	-8.33	14.30
5250MHz Straddle 5.25-5.35GHz	Pass	8.70	-8.46	-8.46	8.30

DG = Directional Gain; RBW = 500 kHz for 5.725-5.85GHz band / 1MHz for other band;

PD = trace bin-by-bin of each transmits port summing can be performed maximum power density; Port X = Port X power density;





**For Non-beamforming / 2T2S mode  
Summary**

Mode	PD (dBm/RBW)
5.15-5.25GHz	-
802.11ax HEW160_Nss2,(MCS0)_2TX	-6.73
5.25-5.35GHz	-
802.11ax HEW160_Nss2,(MCS0)_2TX	-6.10

RBW = 500 kHz for 5.725-5.85GHz band / 1MHz for other band;

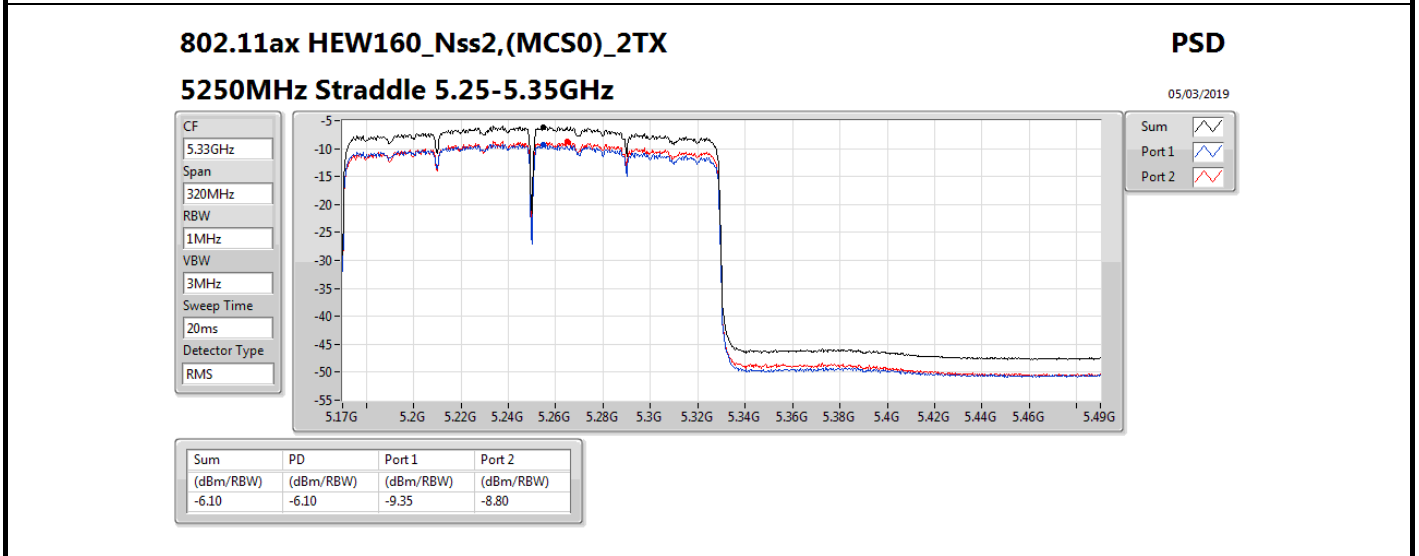
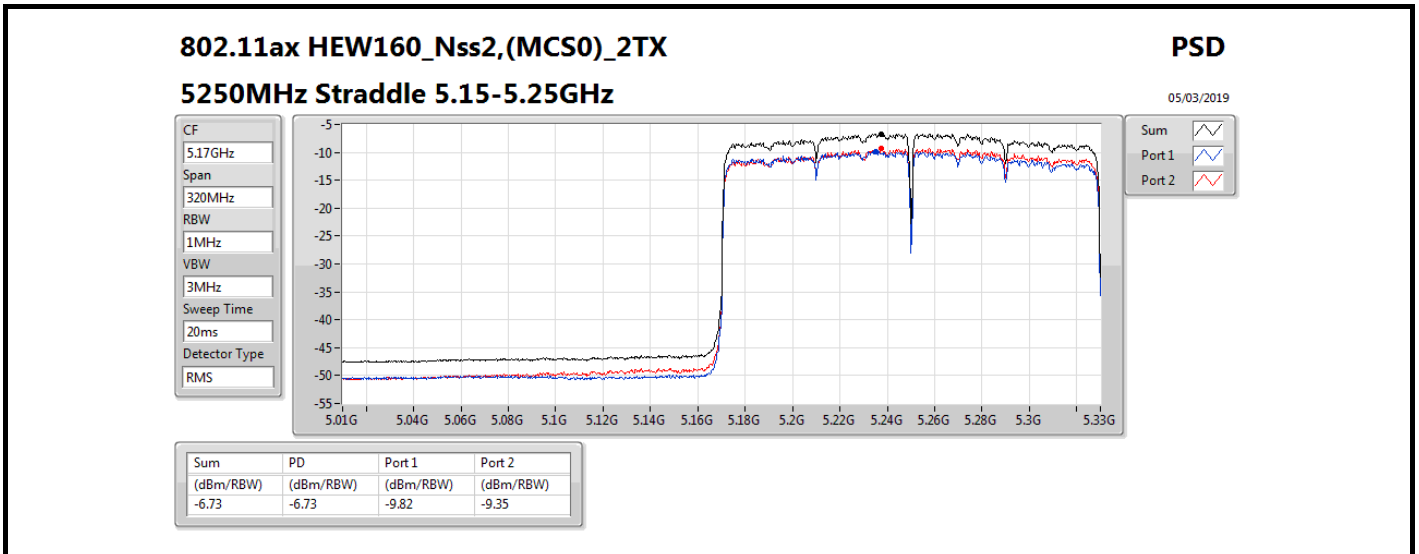


Result

Mode	Result	DG (dBi)	Port 1 (dBm/RBW)	Port 2 (dBm/RBW)	PD (dBm/RBW)	PD Limit (dBm/RBW)
802.11ax HEW160_Nss2,(MCS0)_2TX	-	-	-	-	-	-
5250MHz Straddle 5.15-5.25GHz	Pass	8.70	-9.82	-9.35	-6.73	14.30
5250MHz Straddle 5.25-5.35GHz	Pass	8.70	-9.35	-8.80	-6.10	8.30

DG = Directional Gain; RBW = 500 kHz for 5.725-5.85GHz band / 1MHz for other band;

PD = trace bin-by-bin of each transmits port summing can be performed maximum power density; Port X = Port X power density;





**For Non-beamforming / 4T1S mode  
Summary**

Mode	PD (dBm/RBW)
5.15-5.25GHz	-
802.11ax HEW160_Nss1,(MCS0)_4TX	-5.82
5.25-5.35GHz	-
802.11ax HEW160_Nss1,(MCS0)_4TX	-5.98

RBW = 500 kHz for 5.725-5.85GHz band / 1MHz for other band;





Result

Mode	Result	DG (dBi)	Port 1 (dBm/RBW)	Port 2 (dBm/RBW)	Port 3 (dBm/RBW)	Port 4 (dBm/RBW)	PD (dBm/RBW)	PD Limit (dBm/RBW)
802.11ax HEW160_Nss1,(MCS0)_4TX	-	-	-	-	-	-	-	-
5250MHz Straddle 5.15-5.25GHz	Pass	14.72	-12.20	-11.27	-11.59	-12.30	-5.82	8.28
5250MHz Straddle 5.25-5.35GHz	Pass	14.72	-12.21	-11.27	-11.67	-12.45	-5.98	2.28

DG = Directional Gain; RBW = 500 kHz for 5.725-5.85GHz band / 1MHz for other band;

PD = trace bin-by-bin of each transmits port summing can be performed maximum power density; Port X = Port X power density;