

## 1. Photographs of Radiated Emissions Test Configuration


Test Configuration: Above 1GHz

For Radio 1:


Test Mode: Mode 1

For Radiated Emission:

**FRONT VIEW**




**REAR VIEW**




**For Band Edge Emission:**

**For Test Mode: 1T1S, 2T2S Mode:**

**FRONT VIEW**




**REAR VIEW**






For Test Mode: 4T1S, 4T4S Mode:

**FRONT VIEW**



**REAR VIEW**




**Test Mode: Mode 2**

**For Radiated Emission**

**For 5G Band 2-4T1S Mode:**

**FRONT VIEW**




**REAR VIEW**



For 5G Band 3-4T1S Mode:

FRONT VIEW



REAR VIEW






For Band Edge Emission:

For Test Mode: 2T2S, 4T1S, 4T4S Mode:

FRONT VIEW




REAR VIEW



For Test Mode: 1T1S Mode:

**FRONT VIEW**



**REAR VIEW**




**Test Mode: Mode 3**


**For Radiated Emission:**

**For 5G Band 2-4T1S Mode:**

**FRONT VIEW**




**REAR VIEW**






**For 5G Band 3-4T1S Mode:**

**FRONT VIEW**




**REAR VIEW**




For Band Edge Emission:

For Test Mode: 1T1S, 2T2S Mode:

FRONT VIEW




REAR VIEW




For Test Mode: 4T1S, 4T4S Mode:

**FRONT VIEW**



**REAR VIEW**





**For Radio 2:**


**Test Mode: Mode 1**

**For Radiated Emission:**

**FRONT VIEW**



**REAR VIEW**



**For Band Edge Emission:**

**For Test Mode: 1T1S, 2T2S, 4T1S, 4T4S Mode:**

**FRONT VIEW**



**REAR VIEW**




**Test Mode: Mode 2**

**For Radiated Emission**

**For 5G Band 2-4T1S Mode:**

**FRONT VIEW**




**REAR VIEW**





For 5G Band 3-4T1S Mode:

**FRONT VIEW**




**REAR VIEW**



For Band Edge Emission:

For Test Mode: 1T1S, 2T2S, 4T1S, 4T4S Mode:

FRONT VIEW



REAR VIEW




**Test Mode: Mode 3**


**For Radiated Emission:**

**For 5G Band 2-4T1S Mode:**

**FRONT VIEW**




**REAR VIEW**






**For 5G Band 3-4T1S Mode:**

**FRONT VIEW**




**REAR VIEW**




For Band Edge Emission:

For Test Mode: 2T2S Mode:

FRONT VIEW




REAR VIEW




For Test Mode: 1T1S, 4T1S, 4T4S Mode:

FRONT VIEW



REAR VIEW



————THE END————