



RADIO TEST REPORT

FCC ID : QXO-AP5010
Equipment : Access Point
Brand Name : Extreme Networks
Model Name : AP5010
Applicant : Extreme Networks, Inc.
2121 RDU Center Drive Morrisville North Carolina
United States 27560
Manufacturer : Extreme Networks, Inc.
2121 RDU Center Drive Morrisville North Carolina
United States 27560
Standard : 47 CFR FCC Part 15.247

The product was received on Dec. 03, 2021, and testing was started from Dec. 11, 2021 and completed on Apr. 28, 2022. We, Sporton International Inc. Hsinchu Laboratory, would like to declare that the tested sample has been evaluated in accordance with the procedures given in ANSI C63.10-2013 and shown compliance with the applicable technical standards.

The test results in this report apply exclusively to the tested model / sample. Without written approval of Sporton International Inc. Hsinchu Laboratory, the test report shall not be reproduced except in full.

Approved by: Sam Chen

Sporton International Inc. Hsinchu Laboratory

No.8, Ln. 724, Bo'ai St., Zhubei City, Hsinchu County 302010, Taiwan (R.O.C.)



Table of Contents

History of this test report.....3

Summary of Test Result.....4

1 General Description5

1.1 Information.....5

1.2 Applicable Standards11

1.3 Testing Location Information.....11

1.4 Measurement Uncertainty11

2 Test Configuration of EUT12

2.1 Test Channel Mode12

2.2 The Worst Case Measurement Configuration.....15

2.3 EUT Operation during Test18

2.4 Accessories18

2.5 Support Equipment.....19

2.6 Test Setup Diagram20

3 Transmitter Test Result23

3.1 AC Power-line Conducted Emissions23

3.2 DTS Bandwidth25

3.3 Maximum Conducted Output Power26

3.4 Power Spectral Density29

3.5 Emissions in Non-restricted Frequency Bands31

3.6 Emissions in Restricted Frequency Bands.....32

4 Test Equipment and Calibration Data36

Appendix A. Test Results of AC Power-line Conducted Emissions

Appendix B. Test Results of DTS Bandwidth

Appendix C. Test Results of Maximum Conducted Output Power

Appendix D. Test Results of Power Spectral Density

Appendix E. Test Results of Emissions in Non-restricted Frequency Bands

Appendix F. Test Results of Emissions in Restricted Frequency Bands

Appendix G. Test Results of Radiated Emission Co-location

Appendix H. Test Photos

Photographs of EUT v01



Summary of Test Result

Report Clause	Ref Std. Clause	Test Items	Result (PASS/FAIL)	Remark
1.1.2	15.203	Antenna Requirement	PASS	-
3.1	15.207	AC Power-line Conducted Emissions	PASS	-
3.2	15.247(a)	DTS Bandwidth	PASS	-
3.3	15.247(b)	Maximum Conducted Output Power	PASS	-
3.4	15.247(e)	Power Spectral Density	PASS	-
3.5	15.247(d)	Emissions in Non-restricted Frequency Bands	PASS	-
3.6	15.247(d)	Emissions in Restricted Frequency Bands	PASS	-

Note: Reference to Sporton Project No.: 1N2902

Declaration of Conformity:

1. The test results with all measurement uncertainty excluded are presented in accordance with the regulation limits or requirements declared by manufacturers. It's means measurement values may risk exceeding the limit of regulation standards, if measurement uncertainty is include in test results.
2. The measurement uncertainty please refer to report "Measurement Uncertainty".

Comments and Explanations:

The declared of product specification for EUT presented in the report are provided by the manufacturer, and the manufacturer takes all the responsibilities for the accuracy of product specification.

Reviewed by: **Sam Chen**
Report Producer: **Viola Huang**



1 General Description

1.1 Information

1.1.1 RF General Information

Frequency Range (MHz)	IEEE Std. 802.11	Ch. Frequency (MHz)	Channel Number
2400-2483.5	b, g, n (HT20), VHT20, ax (HEW20)	2412-2462	1-11 [11]

For Radio 1

Band	Mode	BWch (MHz)	Nant
2.4-2.4835GHz	11b	20	1, 2, 4
2.4-2.4835GHz	11g	20	1, 2, 4
2.4-2.4835GHz	802.11n HT20	20	1, 2, 4
2.4-2.4835GHz	802.11n HT20-BF	20	2, 4
2.4-2.4835GHz	VHT20	20	1, 2, 4
2.4-2.4835GHz	VHT20-BF	20	2, 4
2.4-2.4835GHz	802.11ax HEW20	20	1, 2, 4
2.4-2.4835GHz	802.11ax HEW20-BF	20	2, 4

For Scanning radio 1

Band	Mode	BWch (MHz)	Nant
2.4-2.4835GHz	802.11b	20	4
2.4-2.4835GHz	802.11g	20	4
2.4-2.4835GHz	802.11n HT20	20	4
2.4-2.4835GHz	VHT20	20	4
2.4-2.4835GHz	802.11ax HEW20	20	4

Note:

- ◆ 11b mode uses a combination of DSSS-DBPSK, DQPSK, CCK modulation.
- ◆ 11g, HT20 use a combination of OFDM-BPSK, QPSK, 16QAM, 64QAM modulation.
- ◆ VHT20 use a combination of OFDM-BPSK, QPSK, 16QAM, 64QAM, 256QAM modulation.
- ◆ HEW20 use a combination of OFDMA-BPSK, QPSK, 16QAM, 64QAM, 256QAM, 1024QAM modulation.
- ◆ BWch is the nominal channel bandwidth.



1.1.2 Antenna Information

Ant.	Port					Brand Name	Model Name	Antenna Type	Connector	Gain (dBi)
	WLAN 2.4GHz (Radio 1) (Scanning Radio 1)	WLAN 5GHz (Radio 2)	WLAN 6E (Radio 3)	WLAN 5GHz / WLAN 6GHz (Scanning Radio 1)	BT / IEEE802.15.4 (Radio 4)					
1	3	3	-	-	-	WNC	95XEAJ15.30	PIFA	I-PEX	Note 1
2	1	1	-	-	-	WNC	95XEAJ15.31	PIFA	I-PEX	
3	2	2	-	-	-	WNC	95XEAJ15.32	PIFA	I-PEX	
4	4	4	-	-	-	WNC	95XEAJ15.33	PIFA	I-PEX	
5	-	-	2	-	-	WNC	95XEAJ15.34	PIFA	I-PEX	
6	-	-	1	-	-	WNC	95XEAJ15.35	PIFA	I-PEX	
7	-	-	4	-	-	WNC	95XEAJ15.36	PIFA	I-PEX	
8	-	-	3	-	-	WNC	95XEAJ15.37	PIFA	I-PEX	
9	-	-	-	1	-	WNC	95XEAJ15.38	PIFA	I-PEX	
10	-	-	-	2	-	WNC	95XEAJ15.39	PIFA	I-PEX	
11	-	-	-	-	1	WNC	95XEAJ15.40	PIFA	I-PEX	

Note 1:

Ant.	Antenna Gain (dBi)								
	WLAN 2.4GHz (Radio 1) (Scanning Radio 1)	WLAN 5GHz (Radio 2)				WLAN 6E (Radio 3)	WLAN 5GHz (Scanning Radio 1)	WLAN 6GHz (Scanning Radio 1)	BT / IEEE802.15.4 (Radio 4)
		UNII 1	UNII 2A	UNII 2C	UNII 3				
1	2.04	3.99	3.18	2.9	1.52	-	-	-	-
2	2.69	1.96	2.27	1.08	1.18	-	-	-	-
3	3.74	4.38	4.4	2.73	3.04	-	-	-	-
4	1.68	2.83	3.02	2.16	1.69	-	-	-	-
5	-	-	-	-	-	5.2	-	-	-
6	-	-	-	-	-	5.2	-	-	-
7	-	-	-	-	-	5.2	-	-	-
8	-	-	-	-	-	5.2	-	-	-
9	-	-	-	-	-	-	5.9	6.0	-
10	-	-	-	-	-	-	5.9	6.0	-
11	-	-	-	-	-	-	-	-	4.2



Ant.	Directional Gain (dBi)									
	WLAN 2.4GHz (Radio 1) (Scanning Radio 1)		WLAN 5GHz (Radio 2)							
	2T1S	2T2S	UNII 1		UNII 2A		UNII 2C		UNII 3	
2T1S			2T2S	2T1S	2T2S	2T1S	2T2S	2T1S	2T2S	
2	5.94	2.94	5.06	2.44	5.15	2.51	3.68	0.97	4.04	1.31
3										

Ant.	Directional Gain (dBi)														
	WLAN 2.4GHz (Radio 1) (Scanning Radio 1)			WLAN 5GHz (Radio 2)											
	4T1S	4T2S	4T4S	UNII 1			UNII 2A			UNII 2C			UNII 3		
4T1S				4T2S	4T4S	4T1S	4T2S	4T4S	4T1S	4T2S	4T4S	4T1S	4T2S	4T4S	
1															
2	7.55	4.55	1.67	6.83	4.38	1.22	6.24	4.40	0.72	5.74	2.90	-0.03	5.92	3.04	0.20
3															
4															

Note 2: The EUT has eleven antennas.

Note 3: The above information (except gain of Radio 1 2.4GHz, Scanning Radio 1 2.4GHz, Radio 2) was declared by manufacturer.

Note 4: Radio 1 2.4GHz, Scanning Radio 1 2.4GHz, Radio 2: Maximum Directional Gain following KDB662911 D03.

The antenna report is provided in the operational description for this application.

Note 5: Scanning Radio 1 5GHz: Maximum Directional Gain following KDB662911 D01.

Note 6: The EUT doesn't enable the DFS band.

Note 7: Scanning Radio 1 5GHz: Directional gain information.

Type	Maximum Output Power	Power Spectral Density
Non-BF	Directional gain = Max.gain + array gain. For power measurements on IEEE 802.11 devices Array Gain = 0 dB (i.e., no array gain) for N ANT ≤ 4	$DirectionalGain = 10 \cdot \log \left[\frac{\sum_{j=1}^{N_{ANT}} \left(\sum_{k=1}^{N_{ANT}} g_{j,k} \right)^2}{N_{ANT}} \right]$

Ex.

Directional Gain (NSS1) formula :

$$DirectionalGain = 10 \cdot \log \left[\frac{\sum_{j=1}^{N_{ANT}} \left(\sum_{k=1}^{N_{ANT}} g_{j,k} \right)^2}{N_{ANT}} \right]$$

$$NSS1(g1,1) = 10^{G1/20} ; NSS1(g1,2) = 10^{G2/20} ; NSS1(g1,2) = 10^{G3/20} ; NSS1(g1,2) = 10^{G4/20}$$

$$g_{j,k} = (NSS1(g1,1) + NSS1(g1,2) + NSS1(g1,3) + NSS1(g1,4))^2$$

$$DG = 10 \log[(NSS1(g1,1) + NSS1(g1,2) + NSS1(g1,3) + NSS1(g1,4))^2 / N_{ANT}] => 10$$

$$\log[(10^{G1/20} + 10^{G2/20} + 10^{G3/20} + 10^{G4/20})^2 / N_{ANT}]$$

Where ;

$$G1 = 5.9 ; G2 = 5.9$$

5 GHz U-NII-1 DG = 8.91 dBi

5 GHz U-NII-2A DG = 8.91 dBi

5 GHz U-NII-2C DG = 8.91 dBi

5 GHz U-NII-3 DG = 8.91 dBi

**For Radio 1****For 2.4GHz:****For IEEE 802.11b/g/n/VHT/ax mode (1TX/4RX):**

Only Port 1 can be use as transmitting antenna.

Port 1, Port 2 could transmit simultaneously.

Port 1, Port 2, Port 3, Port 4 can be used as receiving antennas.

Port 1, Port 2, Port 3, Port 4 could receive simultaneously.

For IEEE 802.11b/g/n/VHT/ax mode (2TX/4RX):

Port 1, Port 2 can be use as transmitting antenna.

Port 1, Port 2 could transmitting simultaneously.

Port 1, Port 2, Port 3, Port 4 can be used as receiving antennas.

Port 1, Port 2, Port 3, Port 4 could receive simultaneously.

For IEEE 802.11b/g/n/VHT/ax mode (4TX/4RX):

Port 1, Port 2, Port 3 and Port 4 can be used as transmitting/receiving antenna.

Port 1, Port 2, Port 3 and Port 4 could transmit/receive simultaneously.

For Scanning Radio 1**For 2.4GHz:****For IEEE 802.11b/g/n/VHT/ax mode (4TX/4RX):**

Port 1, Port 2, Port 3 and Port 4 can be used as transmitting/receiving antenna.

Port 1, Port 2, Port 3 and Port 4 could transmit/receive simultaneously.

For 5GHz UNII 1, 3:**For IEEE 802.11a/n/ac/ax mode (2TX/2RX):**

Port 1, Port 2 can be used as transmitting/receiving antenna.

Port 1, Port 2 could transmit/receive simultaneously.

For 6GHz UNII 5~8:**For IEEE 802.11ax mode (2TX/2RX):**

Port 1, Port 2 can be used as transmitting/receiving antenna.

Port 1, Port 2 could transmit/receive simultaneously.

For Radio 2**For 5GHz UNII 1, 3:****For IEEE 802.11a/n/ac/ax mode (1TX/4RX):**

Only Port 1 can be use as transmitting antenna.

Port 1, Port 2, Port 3, Port 4 can be used as receiving antennas.

Port 1, Port 2, Port 3, Port 4 could receive simultaneously.

For IEEE 802.11a/n/ac/ax mode (2TX/4RX):

Port 1, Port 2 can be use as transmitting antenna.

Port 1, Port 2 could transmitting simultaneously.

Port 1, Port 2, Port 3, Port 4 can be used as receiving antennas.

Port 1, Port 2, Port 3, Port 4 could receive simultaneously.

For IEEE 802.11a/n/ac/ax mode (4TX/4RX):

Port 1, Port 2, Port 3 and Port 4 can be used as transmitting/receiving antenna.

Port 1, Port 2, Port 3 and Port 4 could transmit/receive simultaneously.

For Radio 3**For 6GHz UNII 5~8:****For IEEE 802.11ax mode (1TX/4RX):**

Only Port 1 can be use as transmitting antenna.

Port 1, Port 2, Port 3, Port 4 can be used as receiving antennas.

Port 1, Port 2, Port 3, Port 4 could receive simultaneously.

For IEEE 802.11ax mode (2TX/4RX):

Port 1, Port 2 can be use as transmitting antenna.

Port 1, Port 2 could transmitting simultaneously.

Port 1, Port 2, Port 3, Port 4 can be used as receiving antennas.

Port 1, Port 2, Port 3, Port 4 could receive simultaneously.



For IEEE 802.11ax mode (4TX/4RX):

Port 1, Port 2, Port 3 and Port 4 can be used as transmitting/receiving antenna.
Port 1, Port 2, Port 3 and Port 4 could transmit/receive simultaneously.

For Radio 4

Bluetooth / IEEE802.15.4 (1TX):

Only Port 1 can be used as transmitting antenna.

1.1.3 Mode Test Duty Cycle

For Radio 1

For 1T1S

Mode	DC	DCF(dB)	T(s)	VBW(Hz) ≥ 1/T
802.11b	0.936	0.29	12.42m	100
802.11g	0.948	0.23	2.068m	1k
802.11ax HEW20	0.984	0.07	n/a (DC>=0.98)	n/a (DC>=0.98)

For 2T1S

Mode	DC	DCF(dB)	T(s)	VBW(Hz) ≥ 1/T
802.11b	0.936	0.29	12.418m	100
802.11g	0.958	0.19	2.064m	1k

For 2T2S

Mode	DC	DCF(dB)	T(s)	VBW(Hz) ≥ 1/T
802.11ax HEW20	0.967	0.15	780u	3k

For 4T1S

Mode	DC	DCF(dB)	T(s)	VBW(Hz) ≥ 1/T
802.11b	0.957	0.19	12.42m	100
802.11g	0.948	0.23	2.065m	1k
802.11ax HEW20	0.984	0.07	n/a (DC>=0.98)	n/a (DC>=0.98)

For 4T4S

Mode	DC	DCF(dB)	T(s)	VBW(Hz) ≥ 1/T
802.11ax HEW20	0.94	0.27	436.875u	3k

Note:

- ◆ DC is Duty Cycle.
- ◆ DCF is Duty Cycle Factor.



1.1.4 EUT Operational Condition

EUT Power Type	From Power Adapter or PoE			
Beamforming Function	<input checked="" type="checkbox"/>	With beamforming	<input type="checkbox"/>	Without beamforming
	The product has beamforming function for 11n/VHT/11ax in radio 1 2.4GHz, 11n/11ac/11ax in radio 2 5GHz and 11ax 6E in radio 3.			
Function	<input checked="" type="checkbox"/>	Point-to-multipoint	<input type="checkbox"/>	Point-to-point
Test Software Version	accessMTool_REL_3_2_1_5			

Note: The above information was declared by manufacturer.

1.1.5 Table for EUT support function

Function
AP
Bridge
Mesh

Note: For above table list, only AP mode was tested and recorded in this test.

Note: The above information was declared by manufacturer.

1.1.6 Table for Radio function

Radio (R)	WLAN 2.4GHz	5GHz UNII 1, 3	Scanning radio (WLAN 2.4GHz 4TX / 5GHz UNII 1, 3 2TX / 6E UNII 5~8 2TX)	6E (UNII 5~8)	Bluetooth / IEEE802.15.4
R1	V (AP, Bridge, Mesh)	-	V (2.4GHz: AP, Bridge, Mesh/5GHz, 6E: AP)	-	-
R2	-	V AP for UNII 1, 3 Bridge, Mesh for UNII 1, 3	-	-	-
R3	-	-	-	V (AP)	-
R4	-	-	-	-	V

Note: The above information was declared by manufacturer.



1.2 Applicable Standards

According to the specifications of the manufacturer, the EUT must comply with the requirements of the following standards:

- ♦ 47 CFR FCC Part 15.247
- ♦ ANSI C63.10-2013

The following reference test guidance is not within the scope of accreditation of TAF.

- ♦ FCC KDB 558074 D01 v05r02
- ♦ FCC KDB 662911 D03 v01
- ♦ FCC KDB 414788 D01 v01r01

1.3 Testing Location Information

Testing Location Information	
Test Lab. : Sporton International Inc. Hsinchu Laboratory	
Hsinchu	ADD: No.8, Ln. 724, Bo'ai St., Zhubei City, Hsinchu County 302010, Taiwan (R.O.C.)
(TAF: 3787)	TEL: 886-3-656-9065 FAX: 886-3-656-9085
	Test site Designation No. TW3787 with FCC.
	Conformity Assessment Body Identifier (CABID) TW3787 with ISED.

Test Condition	Test Site No.	Test Engineer	Test Environment (°C / %)	Test Date
RF Conducted	TH02-CB	Jay Lo	20.3~21 / 59~61	Dec. 14, 2021~Apr. 23, 2022
Radiated below 1GHz & Radiated above 1GHz (For co-location test)	03CH05-CB	Eason Chen	24.4~25.5 / 55~58	Dec. 16, 2021~ Mar. 03, 2022
Radiated above 1GHz (For other tests)	03CH01-CB	RJ Huang	23.5~24.4 / 56~59	Dec. 11, 2021~Apr. 28, 2022
AC Conduction	CO01-CB	Ryan Huang	23~24 / 52~53	Dec. 22, 2021

1.4 Measurement Uncertainty

ISO/IEC 17025 requires that an estimate of the measurement uncertainties associated with the emissions test results be included in the report. The measurement uncertainties given below are based on a 95% confidence level (based on a coverage factor (k=2))

Test Items	Uncertainty	Remark
Conducted Emission (150kHz ~ 30MHz)	3.4 dB	Confidence levels of 95%
Radiated Emission (9kHz ~ 30MHz)	4.2 dB	Confidence levels of 95%
Radiated Emission (30MHz ~ 1,000MHz)	5.5 dB	Confidence levels of 95%
Radiated Emission (1GHz ~ 18GHz)	4.7 dB	Confidence levels of 95%
Radiated Emission (18GHz ~ 40GHz)	4.2 dB	Confidence levels of 95%
Conducted Emission	2.5 dB	Confidence levels of 95%
Output Power Measurement	1.3 dB	Confidence levels of 95%
Power Density Measurement	2.5 dB	Confidence levels of 95%
Bandwidth Measurement	0.9%	Confidence levels of 95%



2 Test Configuration of EUT

2.1 Test Channel Mode

For non beamforming mode

For Radio 1

For 1T1S

Mode	Power Setting
802.11b_Nss1,(1Mbps)_1TX	-
2412MHz	90
2417MHz	94
2437MHz	99
2457MHz	93
2462MHz	88
802.11g_Nss1,(6Mbps)_1TX	-
2412MHz	78
2417MHz	82
2437MHz	93
2457MHz	85
2462MHz	78
802.11ax HEW20_Nss1,(MCS0)_1TX	-
2412MHz	78
2417MHz	82
2437MHz	89
2457MHz	84
2462MHz	80

For 2T1S

Mode	Power Setting
802.11b_Nss1,(1Mbps)_2TX	-
2412MHz	85
2417MHz	90
2437MHz	95
2457MHz	85
2462MHz	83
802.11g_Nss1,(6Mbps)_2TX	-
2412MHz	75
2417MHz	78
2437MHz	86
2457MHz	78
2462MHz	75



For 2T2S

Mode	Power Setting
802.11ax HEW20_Nss2,(MCS0)_2TX	-
2412MHz	75
2417MHz	78
2437MHz	84
2457MHz	78
2462MHz	76

For 4T1S

Mode	Power Setting
802.11b_Nss1,(1Mbps)_4TX	-
2412MHz	83
2417MHz	85
2437MHz	91
2457MHz	81
2462MHz	80
802.11g_Nss1,(6Mbps)_4TX	-
2412MHz	70
2417MHz	76
2437MHz	85
2457MHz	83
2462MHz	76
802.11ax HEW20_Nss1,(MCS0)_4TX	-
2412MHz	73
2417MHz	76
2437MHz	78
2457MHz	78
2462MHz	74

For 4T4S

Mode	Power Setting
802.11ax HEW20_Nss4,(MCS0)_4TX	-
2412MHz	75
2417MHz	76
2437MHz	84
2457MHz	77
2462MHz	74



**For beamforming mode
For 4T1S**

Mode	Power Setting
802.11ax HEW20-BF_Nss1,(MCS0)_4TX	-
2412MHz	73
2417MHz	76
2437MHz	78
2457MHz	78
2462MHz	74

Note:

- ◆ Evaluated HEW20 mode only due to the similar modulation. The power setting of HT20/HT40/VHT20 mode are the same or lower than HEW20.
- ◆ The EUT supports beamforming and CDD modes, and the CDD mode is the worst case. Therefore, all test items are evaluated in the report. The beamforming mode only evaluates the output power.



2.2 The Worst Case Measurement Configuration

The Worst Case Mode for Following Conformance Tests	
Tests Item	AC power-line conducted emissions
Condition	AC power-line conducted measurement for line and neutral Test Voltage: 120Vac / 60Hz
Operating Mode	Normal Link, CTX
1	Normal Link (R1: (2.4GHz) + R2 + R3) + CTX (R4: (Bluetooth)) + adapter
2	Normal Link (R1: (2.4GHz) + R2 + R3) + CTX (R4: (IEEE802.15.4)) + adapter
Mode 1 has been evaluated to be the worst case among Mode 1~2, thus measurement for Mode 3~4 will follow this same test mode.	
3	Normal Link (Scanning radio 1: (5GHz UNII 1, UNII 3) + R2 + R3) + CTX (R4: (Bluetooth)) + adapter
4	Normal Link (Scanning radio 1: (6GHz UNII 5~UNII 8) + R2 + R3) + CTX (R4: (Bluetooth)) + adapter
Mode 1 has been evaluated to be the worst case among Mode 1~4, thus measurement for Mode 5 will follow this same test mode.	
5	Normal Link (R1: (2.4GHz) + R2 + R3) + CTX (R4: (Bluetooth)) + PoE
For operating mode 5 is the worst case and it was record in this test report.	

The Worst Case Mode for Following Conformance Tests	
Tests Item	DTS Bandwidth Maximum Conducted Output Power Power Spectral Density Emissions in Non-restricted Frequency Bands
Test Condition	Conducted measurement at transmit chains
1	Refer to note 1 for detail operating mode



The Worst Case Mode for Following Conformance Tests	
Tests Item	Emissions in Restricted Frequency Bands
Test Condition	Radiated measurement If EUT consist of multiple antenna assembly (multiple antenna are used in EUT regardless of spatial multiplexing MIMO configuration), the radiated test should be performed with highest antenna gain of each antenna type.
Operating Mode < 1GHz	Normal Link, CTX
1	EUT in Z axis-Normal Link (R1: (2.4GHz) + R2 + R3) + CTX (R4: (Bluetooth)) + adapter
2	EUT in Y axis-Normal Link (R1: (2.4GHz) + R2 + R3) + CTX (R4: (Bluetooth)) + adapter
3	EUT in X axis-Normal Link (R1: (2.4GHz) + R2 + R3) + CTX (R4: (Bluetooth)) + adapter
Mode 1 has been evaluated to be the worst case among Mode 1~3, thus measurement for Mode 4 will follow this same test mode.	
4	EUT in Z axis-Normal Link (R1: (2.4GHz) + R2 + R3) + CTX (R4: (IEEE802.15.4)) + adapter
Mode 1 has been evaluated to be the worst case among Mode 1~4, thus measurement for Mode 5~6 will follow this same test mode.	
5	EUT in Z axis-Normal Link (Scanning radio 1: (5GHz UNII 1, UNII 3) + R2 + R3) + CTX (R4: (Bluetooth)) + adapter
6	EUT in Z axis-Normal Link (Scanning radio 1: (6GHz UNII 5~8) + R2 + R3) + CTX (R4: (Bluetooth)) + adapter
Mode 1 has been evaluated to be the worst case among Mode 1~6, thus measurement for Mode 7 will follow this same test mode.	
7	EUT in Z axis- Normal Link (R1: (2.4GHz) + R2 + R3) + CTX (R4: (Bluetooth)) + PoE
For operating mode 1 is the worst case and it was record in this test report.	
Operating Mode > 1GHz	CTX
	1. For Radio 1 / 1T1S, 4T1S, 4T4S The EUT was performed at X axis, Y axis and Z axis position and the harmonic worst case was found at Y axis and the bandedge worst case was found at Z axis. So the measurement will follow this same test configuration.
	2. For Radio 1 / 2T1S, 2T2S The EUT was performed at X axis, Y axis and Z axis and the worst case was found at Z axis. So the measurement will follow this same test configuration.
	3. Refer to note 1 for detail operating mode
	1
2	Radio 1_2T1S_2T2S_EUT in Z axis
3	Radio 1_4T1S_EUT in Y axis for harmonic and EUT in Z axis for bandedge
4	Radio 1_4T4S_EUT in Y axis for harmonic and EUT in Z axis for bandedge



The Worst Case Mode for Following Conformance Tests	
Tests Item	Simultaneous Transmission Analysis - Radiated Emission Co-location
Test Condition	Radiated measurement
Operating Mode	Normal Link
	The EUT was performed at X axis, Y axis and Z axis for Emissions in Restricted Frequency Bands above 1GHz , and the worst case was found at X axis. So the measurement will follow this same test configuration.
1	EUT in X axis-R1: WLAN 2.4GHz + R2: WLAN 5GHz

Refer to Appendix G for Radiated Emission Co-location.

The Worst Case Mode for Following Conformance Tests	
Tests Item	Sultaimneous Transmission Analysis - Co-location RF Exposure Evaluation
Operating Mode	
1	R1: (2.4GHz) + R2 + R3 + R4: (Bluetooth)
2	R1: (2.4GHz) + R2 + R3 + R4: (IEEE802.15.4)
3	Scanning radio 1: (5GHz UNII 1, UNII 3) + R2 + R3 + R4: (Bluetooth)
4	Scanning radio 1: (5GHz UNII 1, UNII 3) + R2 + R3 + R4: (IEEE802.15.4)
5	Scanning radio 1: (6GHz UNII 5~UNII 8) + R2 + R3 + R4: (Bluetooth)
6	Scanning radio 1: (6GHz UNII 5~UNII 8) + R2 + R3 + R4: (IEEE802.15.4)

Refer to Sporton Test Report No.: FA1N2903 for Co-location RF Exposure Evaluation.

Note 1:Test Mode

Test Item	Test Mode															
	802.11b					802.11g					802.11ax HEW20					
	1T1S	2T1S	2T2S	4T1S	4T4S	1T1S	2T1S	2T2S	4T1S	4T4S	1T1S	2T1S	2T2S	4T1S	TXBF 4T1S	4T4S
Maximum Conducted Output Power	V	V	-	V	-	V	V	-	V	-	V	Note 2	V	V	V	V
DTS Bandwidth	V	V	-	V	-	V	V	-	V	-	V	Note 2	V	V	-	V
Power Spectral Density	V	V	-	V	-	V	V	-	V	-	V	Note 2	V	V	-	V
Emissions in Non-restricted Frequency Bands	V	V	-	V	-	V	V	-	V	-	V	Note 2	V	V	-	V
Radiated Emission	V	V	-	V	-	V	V	-	V	-	V	Note 2	V	V	-	V
Band Edge Emission	V	V	-	V	-	V	V	-	V	-	V	Note 2	V	V	-	V

Note 2: 802.11ax HEW20 2T1S CDD mode was covered by 802.11ax HEW20 2T2S, due to $2T1S = \text{MIN}(2T2S, (2T2S - (10 \cdot \text{LOG}(2/1) - 2T2S \text{ (worst case of PSD/BE/Harmonic MARGIN)}))$.



Note 3: The PoE and adapter are for measurement only, would not be marketed.

Their information as below:

Power	Brand	Model
PoE	Microsemi	PD-9001-10GC/AC
Adapter	Powertron	PA1045-120HIB300

2.3 EUT Operation during Test

For CTX Mode:

The EUT was programmed to be in continuously transmitting mode.

For Normal Link Mode:

During the test, the EUT operation to normal function.

2.4 Accessories

Accessories
Bracket*1



2.5 Support Equipment

For AC Conduction:

Support Equipment				
No.	Equipment	Brand Name	Model Name	FCC ID
A	PoE	Microsemi	PD-9501-10GC/AC	N/A
B	PD Load	JUNIPER	RXRB-MIB	N/A
C	5G WAN PC	DELL	T3400	N/A
D	LAN NB	DELL	E6430	N/A
E	2.4G NB	DELL	E6430	N/A
F	5G NB	DELL	E6430	N/A
G	6E NB	DELL	E6430	N/A
H	6E device	JUNIPER	RXRB-MIB	N/A
I	Flash disk3.0	Transcend	JetFlash-700	N/A

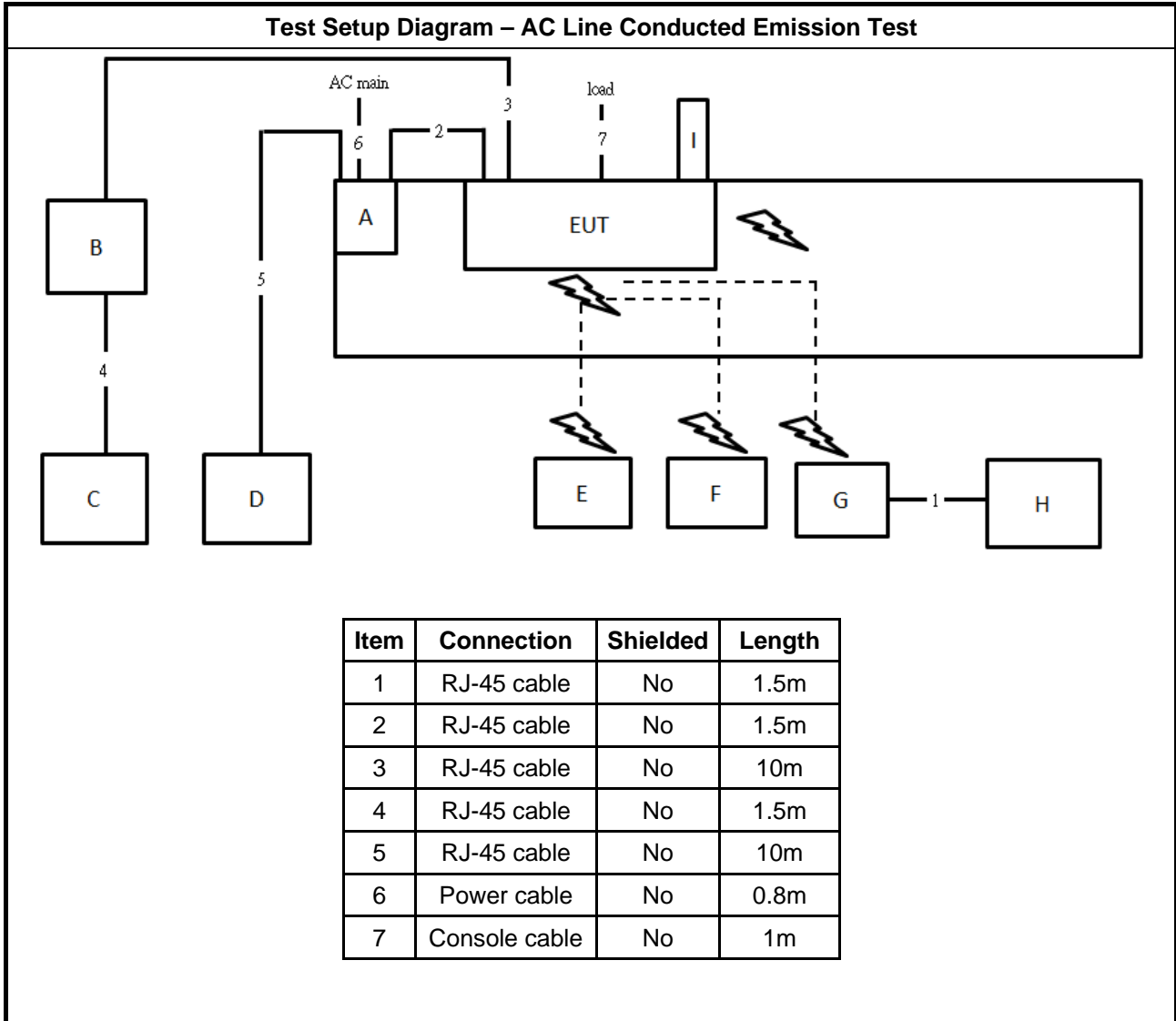
For Radiated (below 1GHz):

Support Equipment				
No.	Equipment	Brand Name	Model Name	FCC ID
A	(Lan) Notebook	DELL	E4300	N/A
B	(Lan) Notebook	DELL	E4300	N/A
C	Flash disk3.0	Silicon Power	B06	N/A
D	WIFI Access Point	Extreme Networks	AP5010U	N/A
E	(2.4G WiFi) Notebook	DELL	E4300	N/A
F	(5G WiFi) Notebook	DELL	E4300	N/A
G	(6E Client) Notebook	DELL	E4300	N/A
H	AC Adapter	Powertron	PA1045-120HIB300	N/A

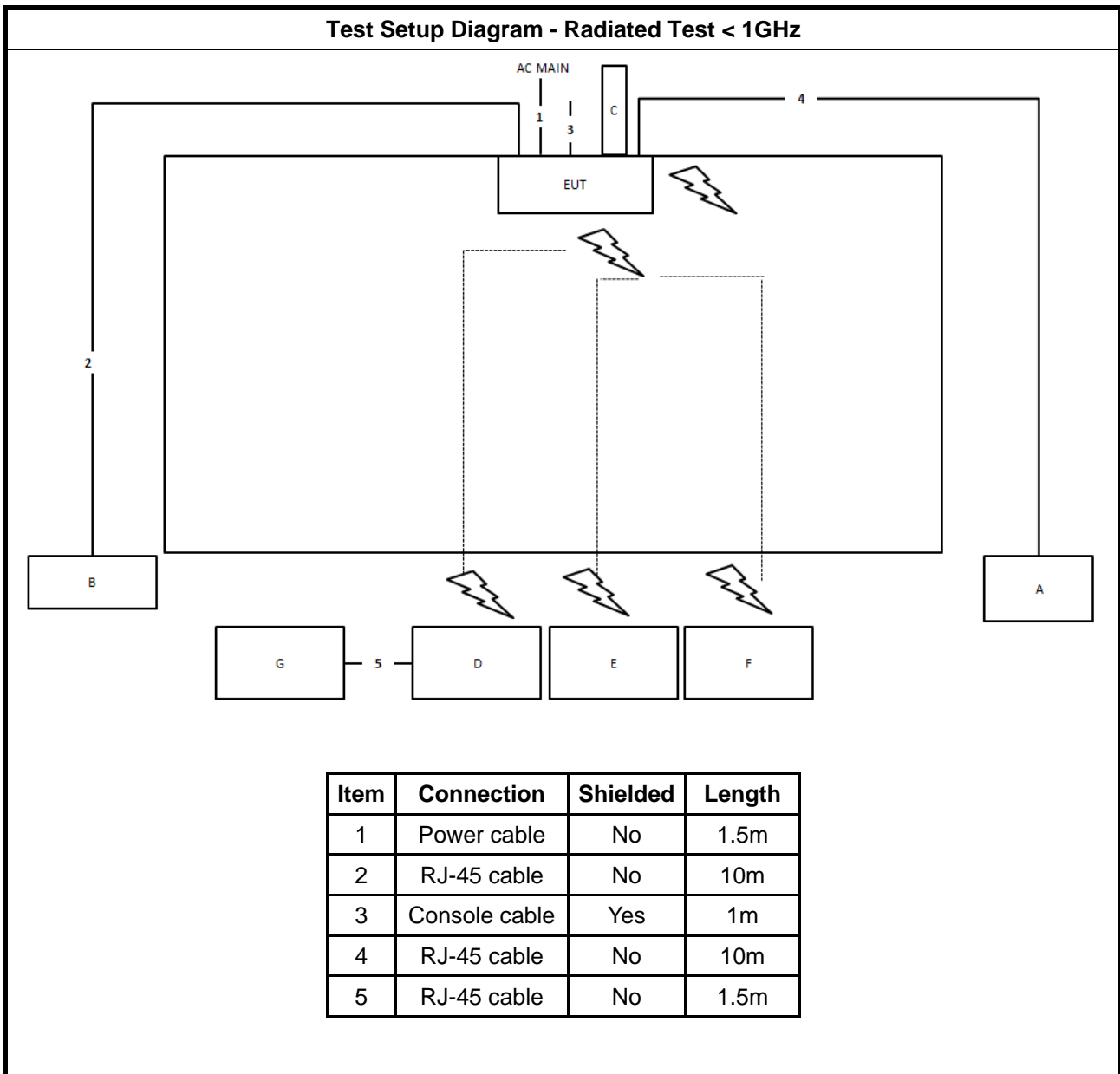
For Radiated (above 1GHz) and RF Conducted:

Support Equipment				
No.	Equipment	Brand Name	Model Name	FCC ID
A	NB	DELL	E4300	N/A

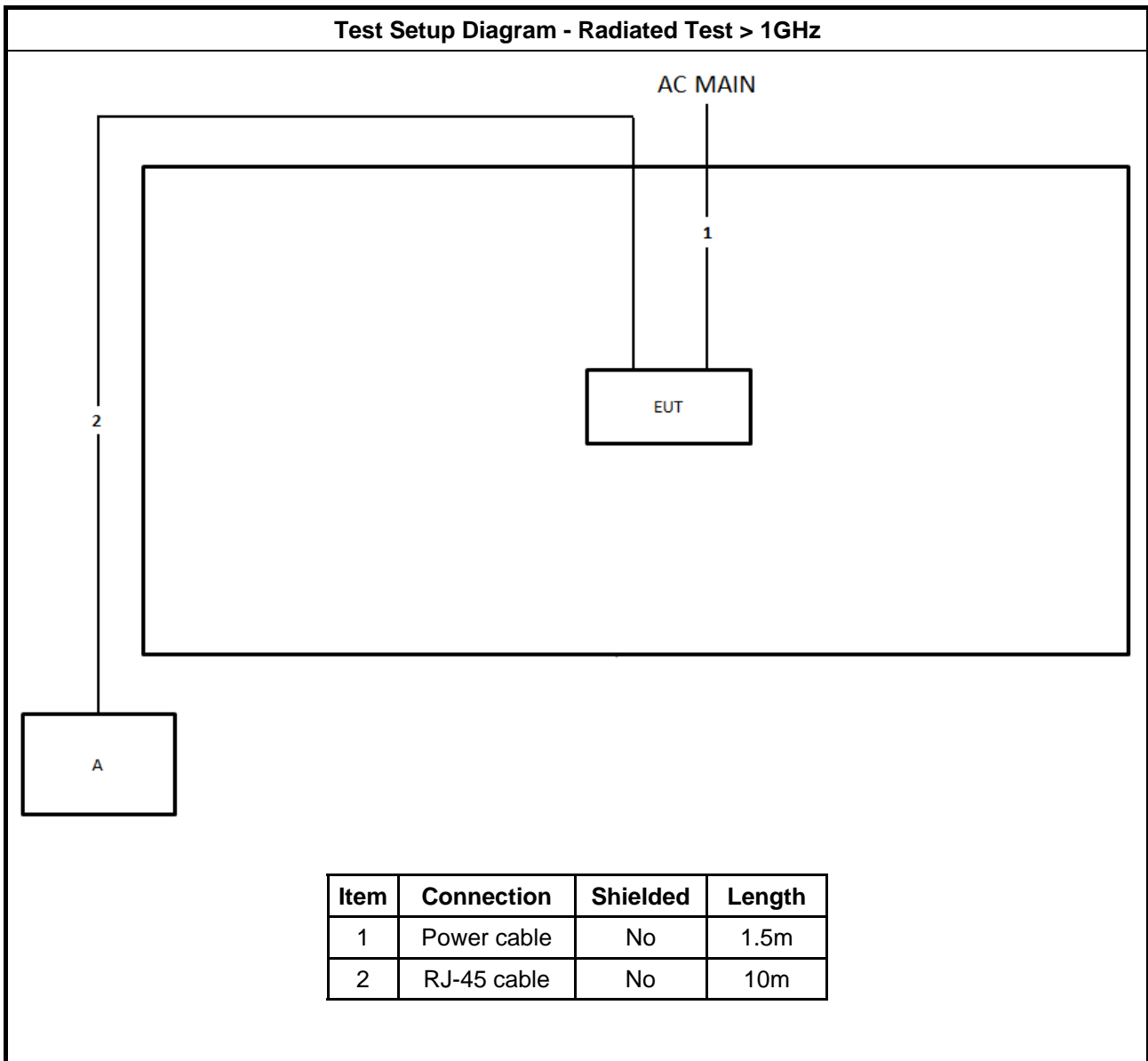
2.6 Test Setup Diagram



Test Setup Diagram - Radiated Test < 1GHz



Test Setup Diagram - Radiated Test > 1GHz



Item	Connection	Shielded	Length
1	Power cable	No	1.5m
2	RJ-45 cable	No	10m



3 Transmitter Test Result

3.1 AC Power-line Conducted Emissions

3.1.1 AC Power-line Conducted Emissions Limit

AC Power-line Conducted Emissions Limit		
Frequency Emission (MHz)	Quasi-Peak	Average
0.15-0.5	66 - 56 *	56 - 46 *
0.5-5	56	46
5-30	60	50

Note 1: * Decreases with the logarithm of the frequency.

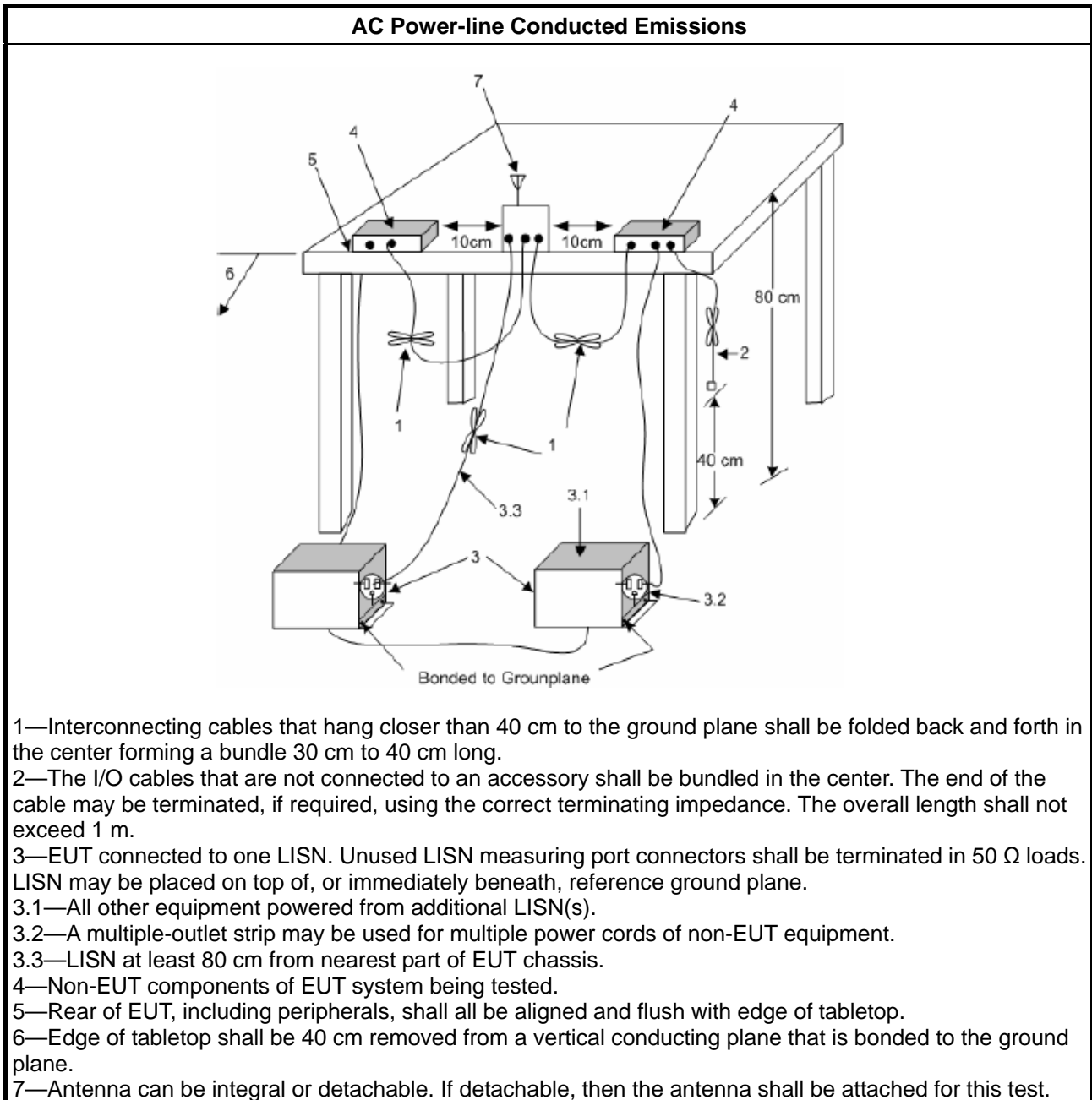
3.1.2 Measuring Instruments

Refer a test equipment and calibration data table in this test report.

3.1.3 Test Procedures

Test Method
<input checked="" type="checkbox"/> Refer as ANSI C63.10-2013, clause 6.2 for AC power-line conducted emissions.

3.1.4 Test Setup



3.1.5 Measurement Results Calculation

The measured Level is calculated using:

- a. Corrected Reading: LISN Factor (LISN) + Attenuator (AT/AUX) + Cable Loss (CL) + Read Level (Raw) = Level
- b. Margin = -Limit + Level

3.1.6 Test Result of AC Power-line Conducted Emissions

Refer as Appendix A

3.2 DTS Bandwidth

3.2.1 6dB Bandwidth Limit

6dB Bandwidth Limit
Systems using digital modulation techniques:
<ul style="list-style-type: none"> ▪ 6 dB bandwidth \geq 500 kHz.

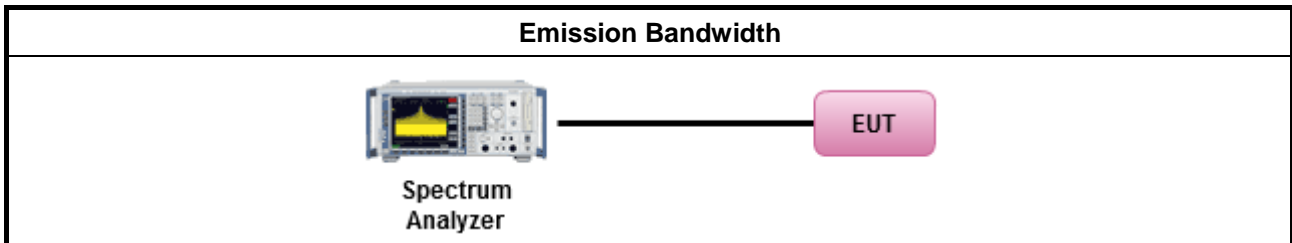
3.2.2 Measuring Instruments

Refer a test equipment and calibration data table in this test report.

3.2.3 Test Procedures

Test Method
<ul style="list-style-type: none"> ▪ For the emission bandwidth shall be measured using one of the options below:
<input checked="" type="checkbox"/> Refer as FCC KDB 558074, clause 8.2 & C63.10 clause 11.8.1 Option 1 for 6 dB bandwidth measurement.
<input type="checkbox"/> Refer as FCC KDB 558074, clause 8.2 & C63.10 clause 11.8.2 Option 2 for 6 dB bandwidth measurement.
<input type="checkbox"/> Refer as ANSI C63.10, clause 6.9.1 for occupied bandwidth testing.

3.2.4 Test Setup



3.2.5 Test Result of Emission Bandwidth

Refer as Appendix B

3.3 Maximum Conducted Output Power

3.3.1 Maximum Conducted Output Power Limit

Maximum Conducted Output Power Limit	
	<ul style="list-style-type: none"> ▪ If $G_{TX} \leq 6$ dBi, then $P_{Out} \leq 30$ dBm (1 W)
	<ul style="list-style-type: none"> ▪ Point-to-multipoint systems (P2M): If $G_{TX} > 6$ dBi, then $P_{Out} = 30 - (G_{TX} - 6)$ dBm
	<ul style="list-style-type: none"> ▪ Point-to-point systems (P2P): If $G_{TX} > 6$ dBi, then $P_{Out} = 30 - (G_{TX} - 6)/3$ dBm
	<ul style="list-style-type: none"> ▪ Smart antenna system (SAS): <ul style="list-style-type: none"> - Single beam: If $G_{TX} > 6$ dBi, then $P_{Out} = 30 - (G_{TX} - 6)/3$ dBm - Overlap beam: If $G_{TX} > 6$ dBi, then $P_{Out} = 30 - (G_{TX} - 6)/3$ dBm - Aggregate power on all beams: If $G_{TX} > 6$ dBi, then $P_{Out} = 30 - (G_{TX} - 6)/3 + 8$ dB dBm
P_{Out} = maximum peak conducted output power or maximum conducted output power in dBm, G_{TX} = the maximum transmitting antenna directional gain in dBi.	

3.3.2 Measuring Instruments


Refer a test equipment and calibration data table in this test report.



3.3.3 Test Procedures

Test Method	
<ul style="list-style-type: none"> ▪ Maximum Peak Conducted Output Power 	
	<input type="checkbox"/> Refer as FCC KDB 558074, clause 8.3.1.1 & C63.10 clause 11.9.1.1 (RBW ≥ EBW method).
	<input type="checkbox"/> Refer as FCC KDB 558074, clause 8.3.1.3 & C63.10 clause 11.9.1.3 (peak power meter).
<ul style="list-style-type: none"> ▪ Maximum Conducted Output Power 	
[duty cycle ≥ 98% or external video / power trigger]	
	<input type="checkbox"/> Refer as FCC KDB 558074, clause 8.3.2.2 & C63.10 clause 11.9.2.2.2 Method AVGSA-1.
	<input type="checkbox"/> Refer as FCC KDB 558074, clause 8.3.2.2 & C63.10 clause 11.9.2.2.3 Method AVGSA-1A. (alternative)
duty cycle < 98% and average over on/off periods with duty factor	
	<input type="checkbox"/> Refer as FCC KDB 558074, clause 8.3.2.2 & C63.10 clause 11.9.2.2.4 Method AVGSA-2.
	<input type="checkbox"/> Refer as FCC KDB 558074, clause 8.3.2.2 & C63.10 clause 11.9.2.2.5 Method AVGSA-2A (alternative)
	<input type="checkbox"/> Refer as FCC KDB 558074, clause 8.3.2.2 & C63.10 clause 11.9.2.2.6 Method AVGSA-3
	<input type="checkbox"/> Refer as FCC KDB 558074, clause 8.3.2.2 & C63.10 clause 11.9.2.2.7 Method AVGSA-3A (alternative)
Measurement using a power meter (PM)	
	<input type="checkbox"/> Refer as FCC KDB 558074, clause 8.3.2.3 & C63.10 clause 11.9.2.3.1 Method AVGPM (using an RF average power meter).
	<input checked="" type="checkbox"/> Refer as FCC KDB 558074, clause 8.3.2.3 & C63.10 clause 11.9.2.3.2 Method AVGPM-G (using an gate RF average power meter).
<ul style="list-style-type: none"> ▪ For conducted measurement. 	
	<ul style="list-style-type: none"> ▪ If the EUT supports multiple transmit chains using options given below: Refer as FCC KDB 662911, In-band power measurements. Using the measure-and-sum approach, measured all transmit ports individually. Sum the power (in linear power units e.g., mW) of all ports for each individual sample and save them.
	<ul style="list-style-type: none"> ▪ If multiple transmit chains, EIRP calculation could be following as methods: $P_{total} = P_1 + P_2 + \dots + P_n$ (calculated in linear unit [mW] and transfer to log unit [dBm]) $EIRP_{total} = P_{total} + DG$

3.3.4 Test Setup



3.3.5 Test Result of Maximum Conducted Output Power

Refer as Appendix C



3.4 Power Spectral Density

3.4.1 Power Spectral Density Limit

Power Spectral Density Limit
<ul style="list-style-type: none"> Power Spectral Density (PSD) \leq 8 dBm/3kHz

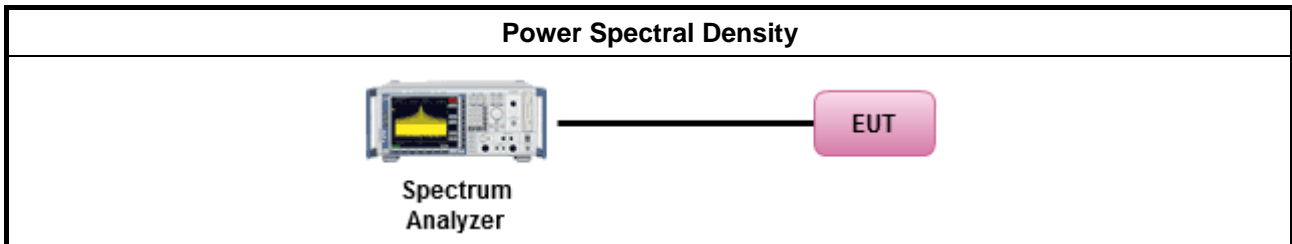
3.4.2 Measuring Instruments

Refer a test equipment and calibration data table in this test report.

3.4.3 Test Procedures

Test Method			
<ul style="list-style-type: none"> Peak power spectral density procedures that the same method as used to determine the conducted output power. If maximum peak conducted output power was measured to demonstrate compliance to the output power limit, then the peak PSD procedure below (Method PKPSD) shall be used. If maximum conducted output power was measured to demonstrate compliance to the output power limit, then one of the average PSD procedures shall be used, as applicable based on the following criteria (the peak PSD procedure is also an acceptable option). 			
<input checked="" type="checkbox"/> Refer as FCC KDB 558074, clause 8.4 & C63.10 clause 11.10 Method Max. PSD.			
<ul style="list-style-type: none"> For conducted measurement. <ul style="list-style-type: none"> If The EUT supports multiple transmit chains using options given below: <table border="1"> <tbody> <tr> <td> <input checked="" type="checkbox"/> Option 1: Measure and sum the spectra across the outputs. Refer as FCC KDB 662911, In-band power spectral density (PSD). Sample all transmit ports simultaneously using a spectrum analyzer for each transmit port. Where the trace bin-by-bin of each transmit port summing can be performed. (i.e., in the first spectral bin of output 1 is summed with that in the first spectral bin of output 2 and that from the first spectral bin of output 3, and so on up to the NTX output to obtain the value for the first frequency bin of the summed spectrum.). Add up the amplitude (power) values for the different transmit chains and use this as the new data trace. </td> </tr> <tr> <td> <input type="checkbox"/> Option 2: Measure and sum spectral maxima across the outputs. With this technique, spectra are measured at each output of the device at the required resolution bandwidth. The maximum value (peak) of each spectrum is determined. These maximum values are then summed mathematically in linear power units across the outputs. These operations shall be performed separately over frequency spans that have different out-of-band or spurious emission limits, </td> </tr> <tr> <td> <input type="checkbox"/> Option 3: Measure and add 10 log(N) dB, where N is the number of transmit chains. Refer as FCC KDB 662911, In-band power spectral density (PSD). Performed at each transmit chains and each transmit chains shall be compared with the limit have been reduced with 10 log(N). Or each transmit chains shall be add 10 log(N) to compared with the limit. </td> </tr> </tbody> </table> 	<input checked="" type="checkbox"/> Option 1: Measure and sum the spectra across the outputs. Refer as FCC KDB 662911, In-band power spectral density (PSD). Sample all transmit ports simultaneously using a spectrum analyzer for each transmit port. Where the trace bin-by-bin of each transmit port summing can be performed. (i.e., in the first spectral bin of output 1 is summed with that in the first spectral bin of output 2 and that from the first spectral bin of output 3, and so on up to the NTX output to obtain the value for the first frequency bin of the summed spectrum.). Add up the amplitude (power) values for the different transmit chains and use this as the new data trace.	<input type="checkbox"/> Option 2: Measure and sum spectral maxima across the outputs. With this technique, spectra are measured at each output of the device at the required resolution bandwidth. The maximum value (peak) of each spectrum is determined. These maximum values are then summed mathematically in linear power units across the outputs. These operations shall be performed separately over frequency spans that have different out-of-band or spurious emission limits,	<input type="checkbox"/> Option 3: Measure and add 10 log(N) dB, where N is the number of transmit chains. Refer as FCC KDB 662911, In-band power spectral density (PSD). Performed at each transmit chains and each transmit chains shall be compared with the limit have been reduced with 10 log(N). Or each transmit chains shall be add 10 log(N) to compared with the limit.
<input checked="" type="checkbox"/> Option 1: Measure and sum the spectra across the outputs. Refer as FCC KDB 662911, In-band power spectral density (PSD). Sample all transmit ports simultaneously using a spectrum analyzer for each transmit port. Where the trace bin-by-bin of each transmit port summing can be performed. (i.e., in the first spectral bin of output 1 is summed with that in the first spectral bin of output 2 and that from the first spectral bin of output 3, and so on up to the NTX output to obtain the value for the first frequency bin of the summed spectrum.). Add up the amplitude (power) values for the different transmit chains and use this as the new data trace.			
<input type="checkbox"/> Option 2: Measure and sum spectral maxima across the outputs. With this technique, spectra are measured at each output of the device at the required resolution bandwidth. The maximum value (peak) of each spectrum is determined. These maximum values are then summed mathematically in linear power units across the outputs. These operations shall be performed separately over frequency spans that have different out-of-band or spurious emission limits,			
<input type="checkbox"/> Option 3: Measure and add 10 log(N) dB, where N is the number of transmit chains. Refer as FCC KDB 662911, In-band power spectral density (PSD). Performed at each transmit chains and each transmit chains shall be compared with the limit have been reduced with 10 log(N). Or each transmit chains shall be add 10 log(N) to compared with the limit.			

3.4.4 Test Setup



3.4.5 Test Result of Power Spectral Density

Refer as Appendix D

3.5 Emissions in Non-restricted Frequency Bands

3.5.1 Emissions in Non-restricted Frequency Bands Limit

Un-restricted Band Emissions Limit	
RF output power procedure	Limit (dBc)
Peak output power procedure	20
Average output power procedure	30

Note 1: If the peak output power procedure is used to measure the fundamental emission power to demonstrate compliance to requirements, then the peak conducted output power measured within any 100 kHz outside the authorized frequency band shall be attenuated by at least 20 dB relative to the maximum measured in-band peak PSD level.

Note 2: If the average output power procedure is used to measure the fundamental emission power to demonstrate compliance to requirements, then the power in any 100 kHz outside of the authorized frequency band shall be attenuated by at least 30 dB relative to the maximum measured in-band average PSD level.

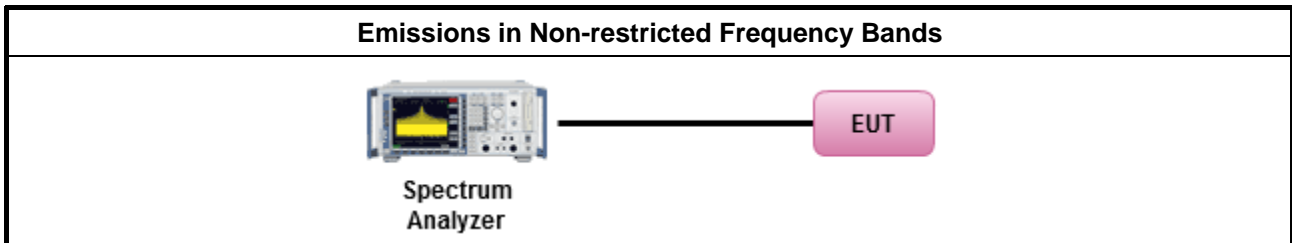
3.5.2 Measuring Instruments

Refer a test equipment and calibration data table in this test report.

3.5.3 Test Procedures

Test Method
<ul style="list-style-type: none"> Refer as FCC KDB 558074, clause 8.5 for unwanted emissions into non-restricted bands.

3.5.4 Test Setup



3.5.5 Test Result of Emissions in Non-restricted Frequency Bands

Refer as Appendix E



3.6 Emissions in Restricted Frequency Bands

3.6.1 Emissions in Restricted Frequency Bands Limit

Restricted Band Emissions Limit			
Frequency Range (MHz)	Field Strength (uV/m)	Field Strength (dBuV/m)	Measure Distance (m)
0.009~0.490	2400/F(kHz)	48.5 - 13.8	300
0.490~1.705	24000/F(kHz)	33.8 - 23	30
1.705~30.0	30	29	30
30~88	100	40	3
88~216	150	43.5	3
216~960	200	46	3
Above 960	500	54	3

Note 1: Test distance for frequencies at or above 30 MHz, measurements may be performed at a distance other than the limit distance provided they are not performed in the near field and the emissions to be measured can be detected by the measurement equipment. When performing measurements at a distance other than that specified, the results shall be extrapolated to the specified distance using an extrapolation factor of 20 dB/decade (inverse of linear distance for field-strength measurements, inverse of linear distance-squared for power-density measurements).

Note 2: Test distance for frequencies at below 30 MHz, measurements may be performed at a distance closer than the EUT limit distance; however, an attempt should be made to avoid making measurements in the near field. When performing measurements below 30 MHz at a closer distance than the limit distance, the results shall be extrapolated to the specified distance by either making measurements at a minimum of two or more distances on at least one radial to determine the proper extrapolation factor or by using the square of an inverse linear distance extrapolation factor (40 dB/decade). The test report shall specify the extrapolation method used to determine compliance of the EUT.

Note 3: Using the distance of 1m during the test for above 18 GHz, and the test value to correct for the distance factor at 3m.

3.6.2 Measuring Instruments

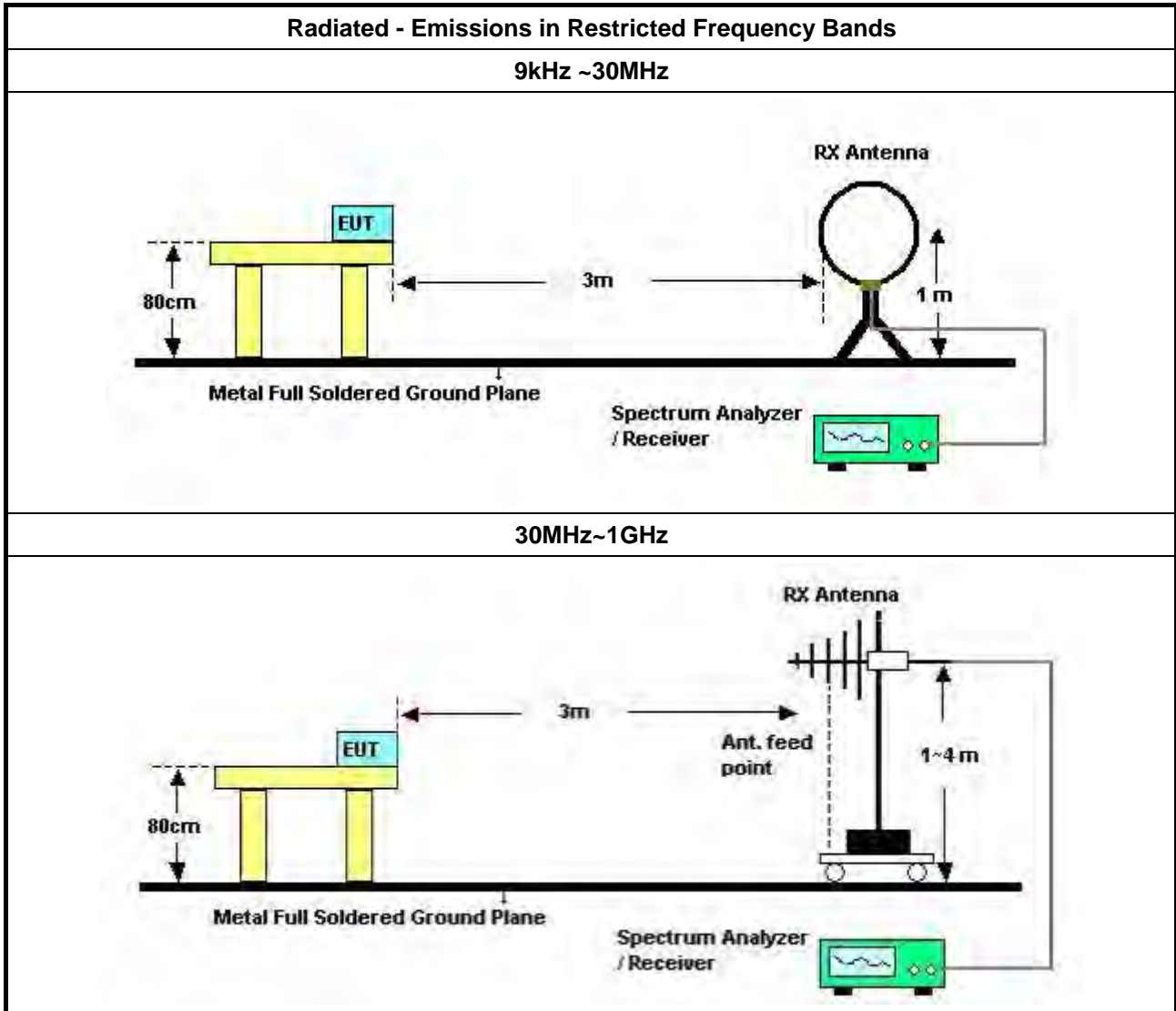
Refer a test equipment and calibration data table in this test report.

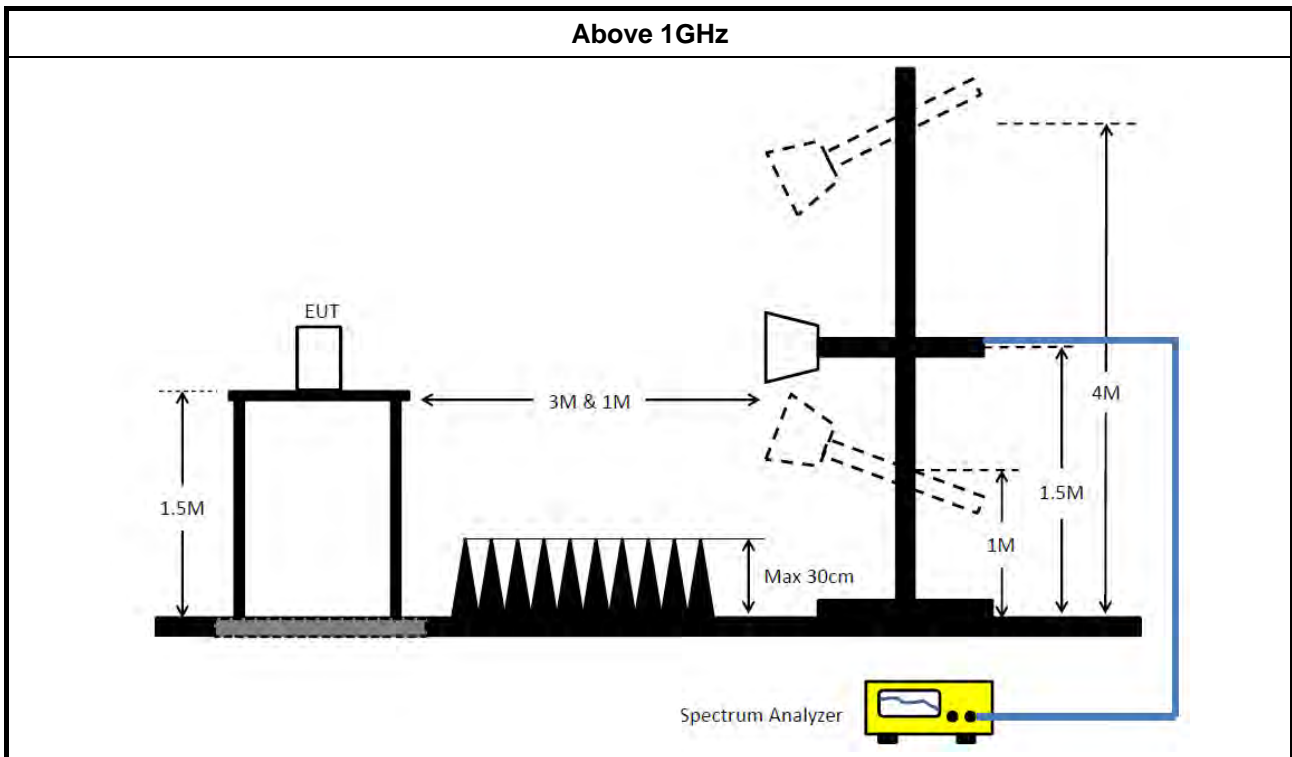


3.6.3 Test Procedures

Test Method	
<ul style="list-style-type: none"> ▪ The average emission levels shall be measured in [duty cycle \geq 98 or duty factor]. 	
<ul style="list-style-type: none"> ▪ Refer as ANSI C63.10, clause 6.10.3 band-edge testing shall be performed at the lowest frequency channel and highest frequency channel within the allowed operating band. 	
<ul style="list-style-type: none"> ▪ For the transmitter unwanted emissions shall be measured using following options below: 	
	<ul style="list-style-type: none"> ▪ Refer as FCC KDB 558074, clause 8.6 for unwanted emissions into restricted bands.
	<input type="checkbox"/> Refer as FCC KDB 558074, clause 8.6 & C63.10 clause 11.12.2.5.1(trace averaging for duty cycle \geq 98%).
	<input type="checkbox"/> Refer as FCC KDB 558074, clause 8.6 & C63.10 clause 11.12.2.5.2(trace averaging + duty factor).
	<input checked="" type="checkbox"/> Refer as FCC KDB 558074, clause 8.6 & C63.10 clause 11.12.2.5.3(Reduced VBW \geq 1/T).
	<input type="checkbox"/> Refer as ANSI C63.10, clause 11.12.2.5.3 (Reduced VBW). VBW \geq 1/T, where T is pulse time.
	<input type="checkbox"/> Refer as ANSI C63.10, clause 7.5 average value of pulsed emissions.
	<input checked="" type="checkbox"/> Refer as FCC KDB 558074, clause 8.6 & C63.10 clause 11.12.2.4 measurement procedure peak limit.
<ul style="list-style-type: none"> ▪ For the transmitter band-edge emissions shall be measured using following options below: 	
	<ul style="list-style-type: none"> ▪ Refer as FCC KDB 558074 clause 8.7 & C63.10 clause 11.13.1, When the performing peak or average radiated measurements, emissions within 2 MHz of the authorized band edge may be measured using the marker-delta method described below.
	<ul style="list-style-type: none"> ▪ Refer as FCC KDB 558074, clause 8.7 (ANSI C63.10, clause 6.10.6) for marker-delta method for band-edge measurements.
	<ul style="list-style-type: none"> ▪ Refer as FCC KDB 558074, clause 8.7 for narrower resolution bandwidth (100kHz) using the band power and summing the spectral levels (i.e., 1 MHz).
	<ul style="list-style-type: none"> ▪ For conducted unwanted emissions into restricted bands (absolute emission limits). Devices with multiple transmit chains using options given below: (1) Measure and sum the spectra across the outputs or (2) Measure and add 10 log(N) dB
	<ul style="list-style-type: none"> ▪ For FCC KDB 662911 The methodology described here may overestimate array gain, thereby resulting in apparent failures to satisfy the out-of-band limits even if the device is actually compliant. In such cases, compliance may be demonstrated by performing radiated tests around the frequencies at which the apparent failures occurred.

3.6.4 Test Setup





3.6.5 Measurement Results Calculation

The measured Level is calculated using:

Corrected Reading: Antenna factor (AF) + Cable loss (CL) + Read level (Raw) - Preamp factor (PA)(if applicable) = Level.

3.6.6 Emissions in Restricted Frequency Bands (Below 30MHz)

There is a comparison data of both open-field test site and alternative test site - semi-Anechoic chamber according to KDB414788 Radiated Test Site, and the result came out very similar.

All amplitude of spurious emissions that are attenuated by more than 20 dB below the permissible value has no need to be reported.

The radiated emissions were investigated from 9 kHz or the lowest frequency generated within the device, up to the 10th harmonic or 40 GHz, whichever is appropriate.

3.6.7 Test Result of Emissions in Restricted Frequency Bands

Refer as Appendix F



4 Test Equipment and Calibration Data

Instrument	Brand	Model No.	Serial No.	Characteristics	Calibration Date	Calibration Due Date	Remark
EMI Receiver	Agilent	N9038A	My52260123	9kHz ~ 8.4GHz	Mar. 03, 2021	Mar. 02, 2022	Conduction (CO01-CB)
LISN	F.C.C.	FCC-LISN-50-16-2	04083	150kHz ~ 100MHz	Jan. 06, 2021	Jan. 05, 2022	Conduction (CO01-CB)
LISN	Schwarzbeck	NSLK 8127	8127647	9kHz ~ 30MHz	Mar. 07, 2021	Mar. 06, 2022	Conduction (CO01-CB)
Pulse Limiter	Rohde& Schwarz	ESH3-Z2	100430	9kHz ~ 30MHz	Jan. 30, 2021	Jan. 29, 2022	Conduction (CO01-CB)
COND Cable	Woken	Cable	Low cable-CO01	9kHz ~ 30MHz	May 19, 2021	May 18, 2022	Conduction (CO01-CB)
Software	SPORTON	SENSE	V5.10	-	N.C.R.	N.C.R.	Conduction (CO01-CB)
Loop Antenna	Teseq	HLA 6120	24155	9kHz - 30 MHz	Apr. 14, 2021	Apr. 13, 2022	Radiation (03CH05-CB)
3m Semi Anechoic Chamber NSA	TDK	SAC-3M	03CH05-CB	30 MHz ~ 1 GHz	Aug. 09, 2021	Aug. 08, 2022	Radiation (03CH05-CB)
3m Semi Anechoic Chamber VSWR	TDK	SAC-3M	03CH05-CB	1GHz ~18GHz 3m	Nov. 07, 2021	Nov. 06, 2022	Radiation (03CH05-CB)
Bilog Antenna with 6dB Attenuator	TESEQ & EMCI	CBL 6112D & N-6-06	35236 & AT-N0610	30MHz ~ 2GHz	Mar. 26, 2021	Mar. 25, 2022	Radiation (03CH05-CB)
Horn Antenna	SCHWARZBECK	BBHA9120D	BBHA 9120 D-1291	1GHz~18GHz	Oct. 14, 2021	Oct. 13, 2022	Radiation (03CH05-CB)
Horn Antenna	Schwarzbeck	BBHA 9170	BBHA9170252	15GHz ~ 40GHz	Aug. 05, 2021	Aug. 04, 2022	Radiation (03CH05-CB)
Pre-Amplifier	EMCI	EMC330N	980331	20MHz ~ 3GHz	Apr. 27, 2021	Apr. 26, 2022	Radiation (03CH05-CB)
Pre-Amplifier	EMCI	EMC12630SE	980287	1GHz ~ 26.5GHz	Jul. 02, 2021	Jul. 01, 2022	Radiation (03CH05-CB)
Pre-Amplifier	MITEQ	TTA1840-35-H G	1864479	18GHz ~ 40GHz	Jul. 13, 2021	Jul. 12, 2022	Radiation (03CH05-CB)
Signal Analyzer	R&S	FSV40	101903	9kHz ~ 40GHz	Mar. 22, 2021	Mar. 21, 2022	Radiation (03CH05-CB)
EMI Test Receiver	R&S	ESCS	826547/017	9kHz ~ 2.75GHz	Jun. 21, 2021	Jun. 20, 2022	Radiation (03CH05-CB)
RF Cable-low	Woken	RG402	Low Cable-04+23	30MHz~1GHz	Oct. 13, 2021	Oct. 12, 2022	Radiation (03CH05-CB)
RF Cable-high	Woken	RG402	High Cable-28	1GHz~18GHz	Oct. 13, 2021	Oct. 12, 2022	Radiation (03CH05-CB)
RF Cable-high	Woken	RG402	High Cable-04+28	1GHz~18GHz	Oct. 13, 2021	Oct. 12, 2022	Radiation (03CH05-CB)
High Cable	Woken	WCA0929M	40G#5+7	1GHz ~ 40 GHz	Dec. 14, 2021	Dec. 13, 2022	Radiation (03CH05-CB)



Instrument	Brand	Model No.	Serial No.	Characteristics	Calibration Date	Calibration Due Date	Remark
High Cable	Woken	WCA0929M	40G#5	1GHz ~ 40 GHz	Dec. 08, 2021	Dec. 07, 2022	Radiation (03CH05-CB)
High Cable	Woken	WCA0929M	40G#7	1GHz ~ 40 GHz	Dec. 14, 2021	Dec. 13, 2022	Radiation (03CH05-CB)
Test Software	SPORTON	SENSE	V5.10	-	N.C.R.	N.C.R.	Radiation (03CH05-CB)
3m Semi Anechoic Chamber VSWR	TDK	SAC-3M	03CH01-CB	1GHz ~18GHz 3m	May 07, 2021	May 06, 2022	Radiation (03CH01-CB)
Horn Antenna	ETS-LINDGR EN	3115	00075790	750MHz ~ 18GHz	Nov. 06, 2021	Nov. 05, 2022	Radiation (03CH01-CB)
Horn Antenna	Schwarzbeck	BBHA 9170	BBHA9170252	15GHz ~ 40GHz	Aug. 05, 2021	Aug. 04, 2022	Radiation (03CH01-CB)
Pre-Amplifier	Agilent	8449B	3008A02121	1GHz ~ 26.5GHz	May 20, 2021	May 19, 2022	Radiation (03CH01-CB)
Pre-Amplifier	MITEQ	TTA1840-35-H G	1864479	18GHz ~ 40GHz	Jul. 13, 2021	Jul. 12, 2022	Radiation (03CH01-CB)
Spectrum Analyzer	R&S	FSP40	100056	9kHz ~ 40GHz	May 03, 2021	May 02, 2022	Radiation (03CH01-CB)
RF Cable-high	Woken	RG402	High Cable-16	1 GHz ~ 18 GHz	Oct. 04, 2021	Oct. 03, 2022	Radiation (03CH01-CB)
RF Cable-high	Woken	RG402	High Cable-16+17	1 GHz ~ 18 GHz	Oct. 04, 2021	Oct. 03, 2022	Radiation (03CH01-CB)
RF Cable-high	Woken	RG402	High Cable-40G#1	18GHz ~ 40 GHz	Jul. 15, 2021	Jul. 14, 2022	Radiation (03CH01-CB)
RF Cable-high	Woken	RG402	High Cable-40G#2	18GHz ~ 40 GHz	Jul. 15, 2021	Jul. 14, 2022	Radiation (03CH01-CB)
High Cable	Woken	WCA0929M	40G#5+7	1GHz ~ 40 GHz	Dec. 14, 2021	Dec. 13, 2022	Radiation (03CH01-CB)
High Cable	Woken	WCA0929M	40G#5	1GHz ~ 40 GHz	Dec. 08, 2021	Dec. 07, 2022	Radiation (03CH01-CB)
High Cable	Woken	WCA0929M	40G#7	1GHz ~ 40 GHz	Dec. 14, 2021	Dec. 13, 2022	Radiation (03CH01-CB)
Test Software	SPORTON	SENSE	V5.10	-	N.C.R.	N.C.R.	Radiation (03CH01-CB)
Spectrum analyzer	R&S	FSV40	101027	9kHz~40GHz	Aug. 02, 2021	Aug. 01, 2022	Conducted (TH02-CB)
Power Sensor	Anritsu	MA2411B	1126203	300MHz~40GHz	Oct. 25, 2021	Oct. 24, 2022	Conducted (TH02-CB)
Power Meter	Anritsu	ML2495A	1210004	300MHz~40GHz	Oct. 25, 2021	Oct. 24, 2022	Conducted (TH02-CB)
RF Cable-high	Woken	RG402	High Cable-01	1 GHz – 18 GHz	Oct. 04, 2021	Oct. 03, 2022	Conducted (TH02-CB)
RF Cable-high	Woken	RG402	High Cable-02	1 GHz – 18 GHz	Oct. 04, 2021	Oct. 03, 2022	Conducted (TH02-CB)
RF Cable-high	Woken	RG402	High Cable-03	1 GHz – 18 GHz	Oct. 04, 2021	Oct. 03, 2022	Conducted (TH02-CB)
RF Cable-high	Woken	RG402	High Cable-04	1 GHz – 18 GHz	Oct. 04, 2021	Oct. 03, 2022	Conducted (TH02-CB)



Instrument	Brand	Model No.	Serial No.	Characteristics	Calibration Date	Calibration Due Date	Remark
RF Cable-high	Woken	RG402	High Cable-05	1 GHz – 18 GHz	Oct. 04, 2021	Oct. 03, 2022	Conducted (TH02-CB)
Switch	SPTCB	SP-SWI	SWI-02	1 GHz –26.5 GHz	Dec. 13, 2021	Dec. 12, 2022	Conducted (TH02-CB)
RF Cable-high	Woken	RG402	SWI-02-P1	1 GHz –26.5 GHz	Dec. 13, 2021	Dec. 12, 2022	Conducted (TH02-CB)
RF Cable-high	Woken	RG402	SWI-02-P2	1 GHz –26.5 GHz	Dec. 13, 2021	Dec. 12, 2022	Conducted (TH02-CB)
RF Cable-high	Woken	RG402	SWI-02-P3	1 GHz –26.5 GHz	Dec. 13, 2021	Dec. 12, 2022	Conducted (TH02-CB)
RF Cable-high	Woken	RG402	SWI-02-P4	1 GHz –26.5 GHz	Dec. 13, 2021	Dec. 12, 2022	Conducted (TH02-CB)
RF Cable-high	Woken	RG402	SWI-02-P5	1 GHz –26.5 GHz	Dec. 13, 2021	Dec. 12, 2022	Conducted (TH02-CB)
Test Software	SPORTON	SENSE	V5.10	-	N.C.R.	N.C.R.	Conducted (TH02-CB)

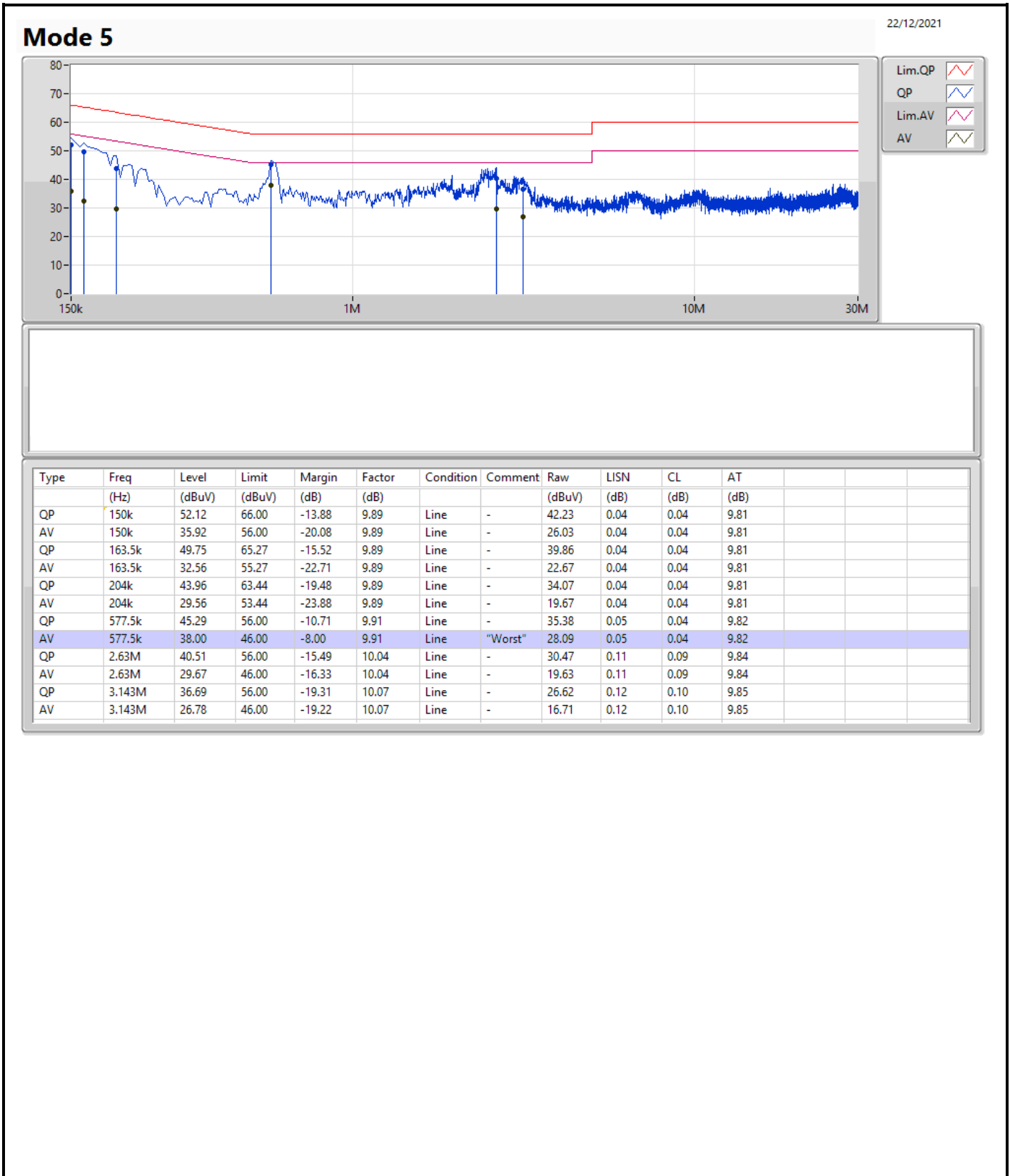
Note: Calibration Interval of instruments listed above is one year.

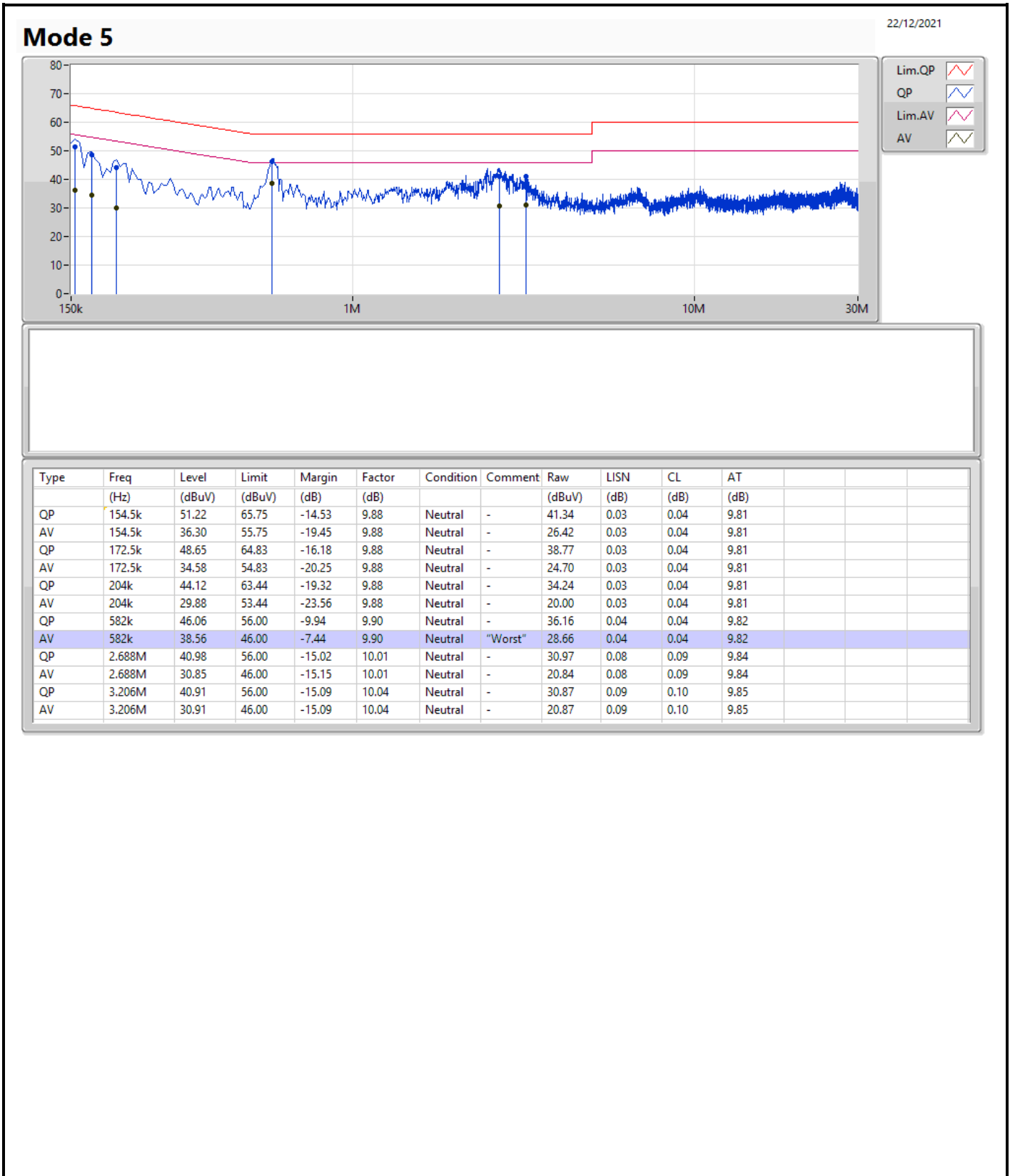
N.C.R. means Non-Calibration required.



Summary

Mode	Result	Type	Freq (Hz)	Level (dBuV)	Limit (dBuV)	Margin (dB)	Condition
Mode 5	Pass	AV	582k	38.56	46.00	-7.44	Neutral







For Radio 1 / 1T1S
Summary

Mode	Max-N dB (Hz)	Max-OBW (Hz)	ITU-Code	Min-N dB (Hz)	Min-OBW (Hz)
2.4-2.4835GHz	-	-	-	-	-
802.11b_Nss1,(1Mbps)_1TX	9.525M	15.867M	15M9G1D	7.05M	12.019M
802.11g_Nss1,(6Mbps)_1TX	16.325M	25.962M	26M0D1D	16.325M	16.942M
802.11ax HEW20_Nss1,(MCS0)_1TX	18.925M	23.313M	23M3D1D	18.85M	19.065M

Max-N dB = Maximum 6dB down bandwidth; Max-OBW = Maximum 99% occupied bandwidth;
Min-N dB = Minimum 6dB down bandwidth; Min-OBW = Minimum 99% occupied bandwidth

Result

Mode	Result	Limit (Hz)	Port 1-N dB (Hz)	Port 1-OBW (Hz)
802.11b_Nss1,(1Mbps)_1TX	-	-	-	-
2412MHz	Pass	500k	7.05M	12.119M
2437MHz	Pass	500k	9.525M	15.867M
2462MHz	Pass	500k	7.05M	12.019M
802.11g_Nss1,(6Mbps)_1TX	-	-	-	-
2412MHz	Pass	500k	16.325M	16.942M
2437MHz	Pass	500k	16.325M	25.962M
2462MHz	Pass	500k	16.325M	16.942M
802.11ax HEW20_Nss1,(MCS0)_1TX	-	-	-	-
2412MHz	Pass	500k	18.85M	19.065M
2437MHz	Pass	500k	18.925M	23.313M
2462MHz	Pass	500k	18.875M	19.065M

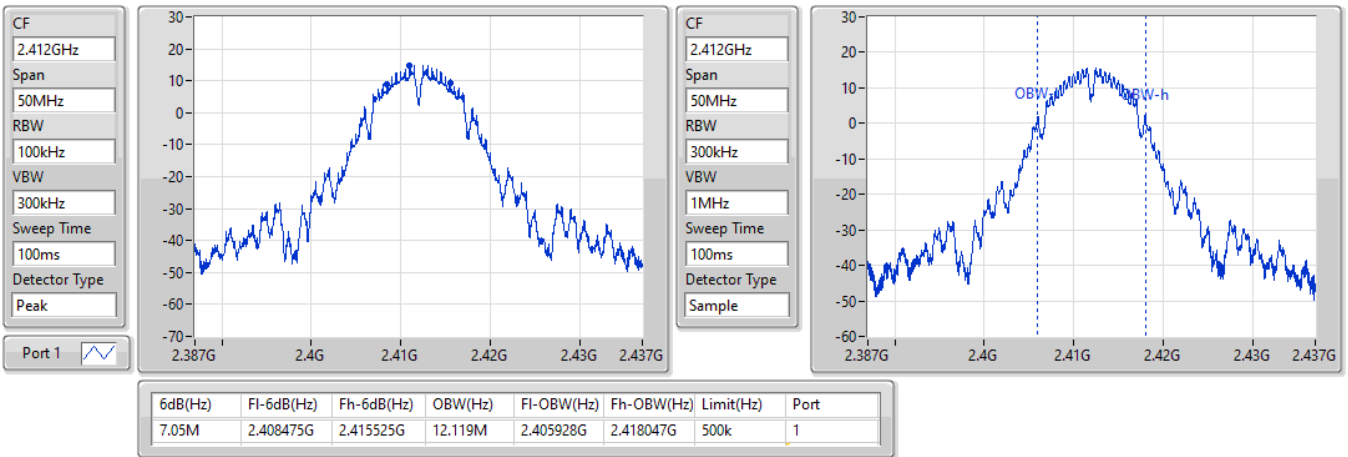
Port X-N dB = Port X 6dB down bandwidth:
 Port X-OBW = Port X 99% occupied bandwidth

802.11b_Nss1,(1Mbps)_1TX

EBW

2412MHz

29/12/2021

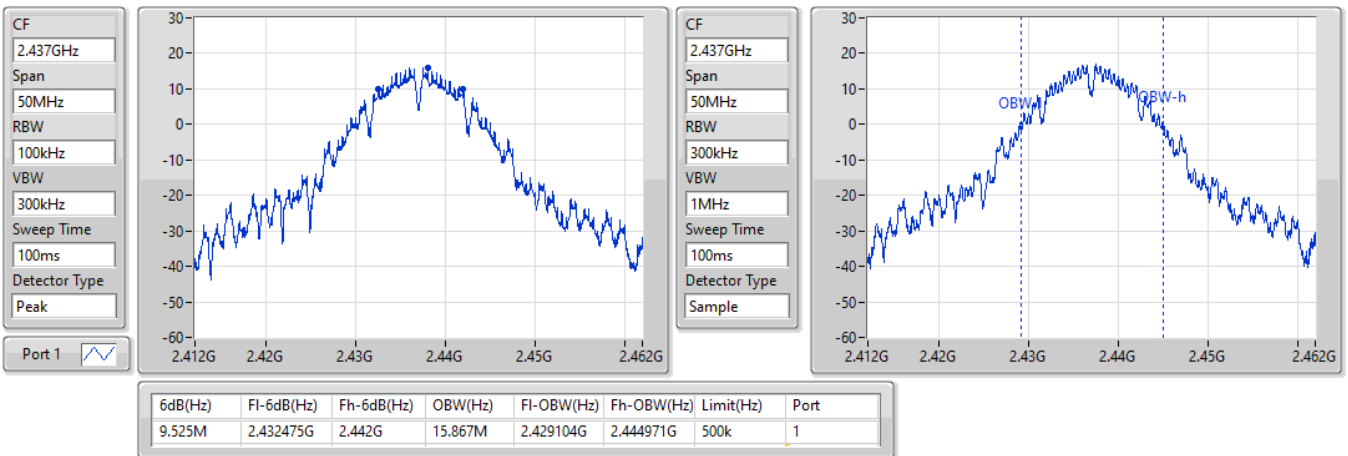


802.11b_Nss1,(1Mbps)_1TX

EBW

2437MHz

29/12/2021

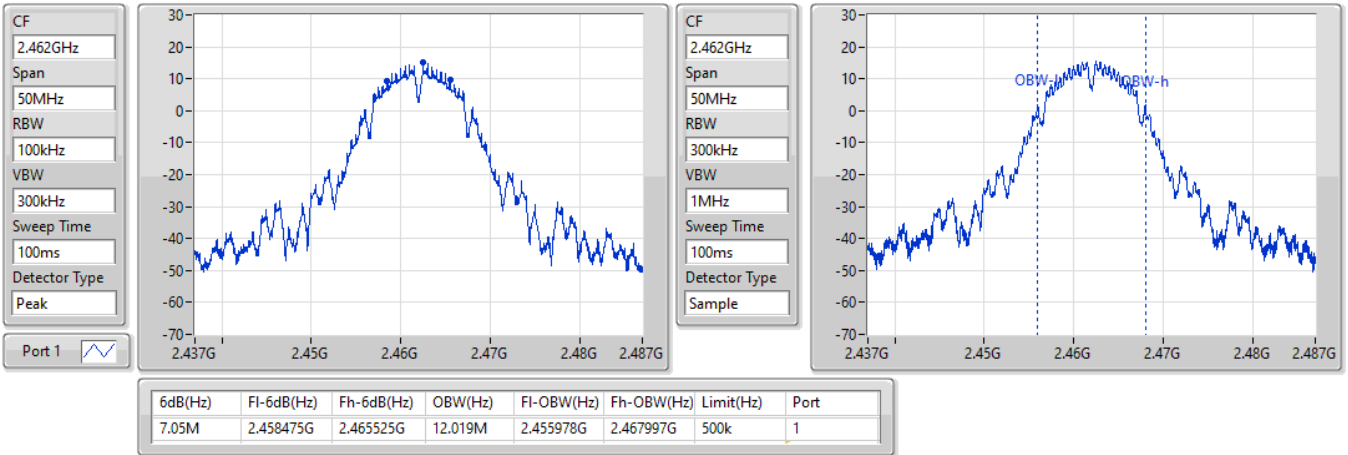


802.11b_Nss1,(1Mbps)_1TX

EBW

2462MHz

29/12/2021

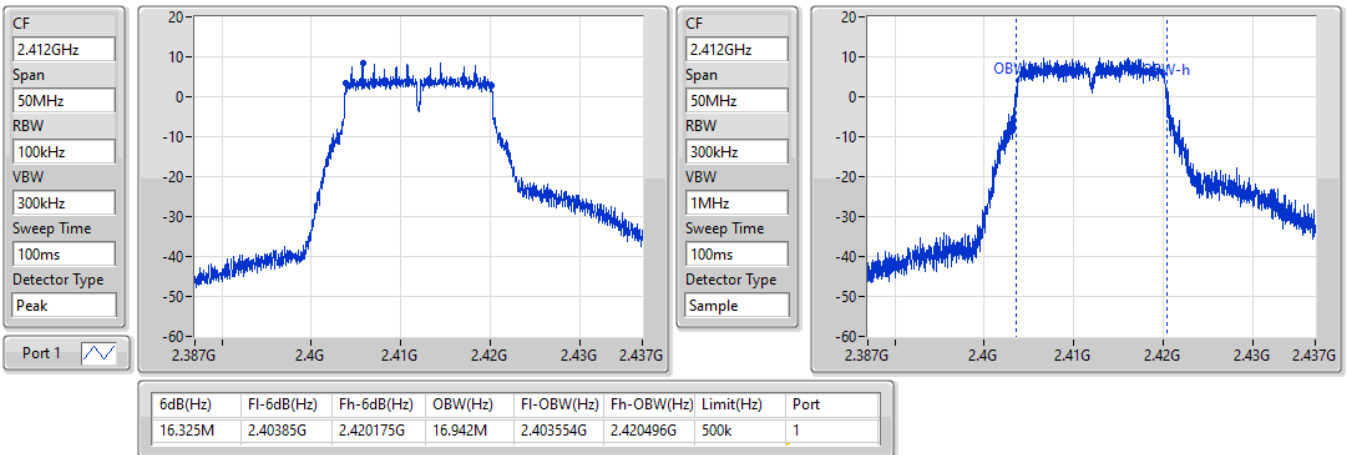


802.11g_Nss1,(6Mbps)_1TX

EBW

2412MHz

29/12/2021

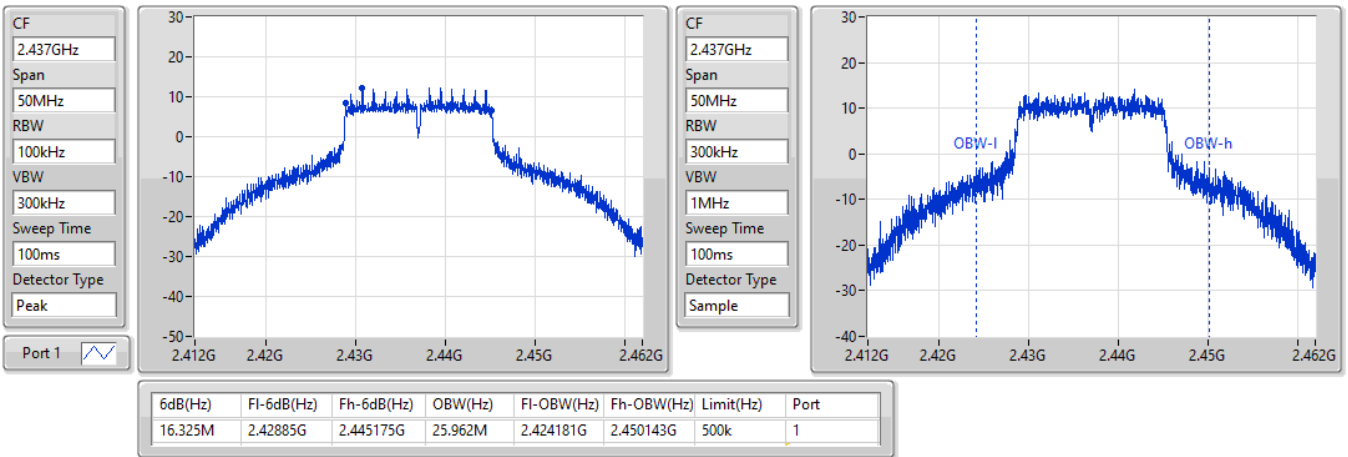


802.11g_Nss1,(6Mbps)_1TX

EBW

2437MHz

29/12/2021

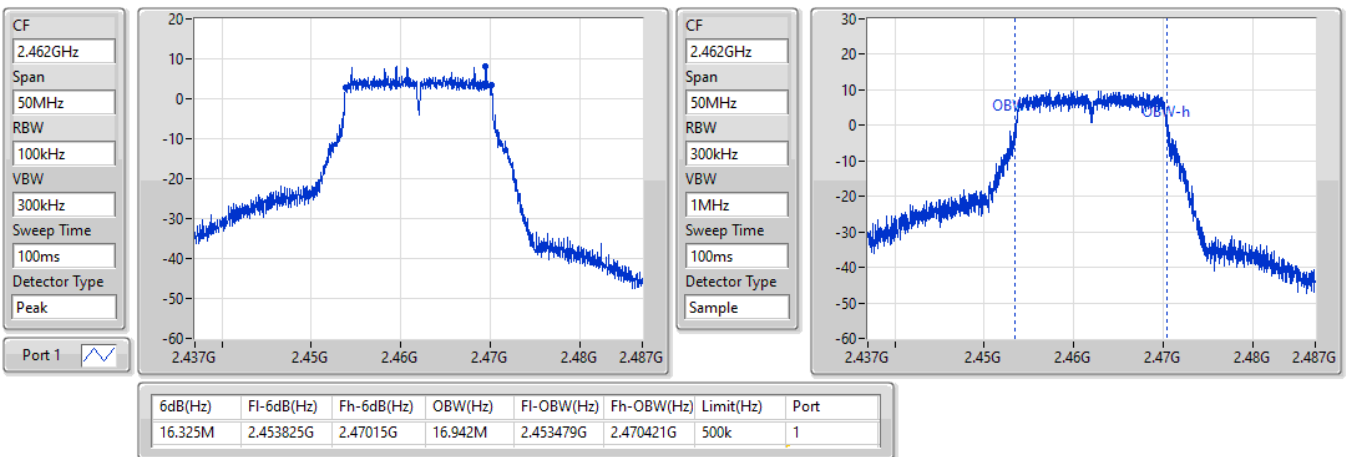


802.11g_Nss1,(6Mbps)_1TX

EBW

2462MHz

29/12/2021



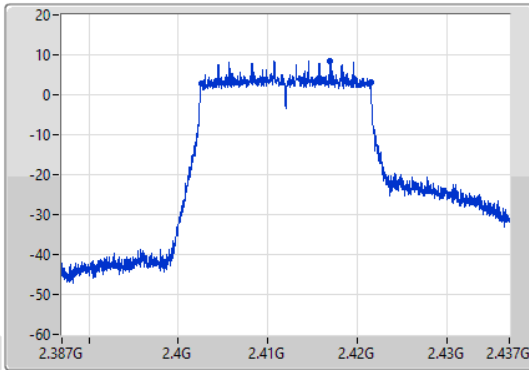
802.11ax HEW20_Nss1,(MCS0)_1TX

EBW

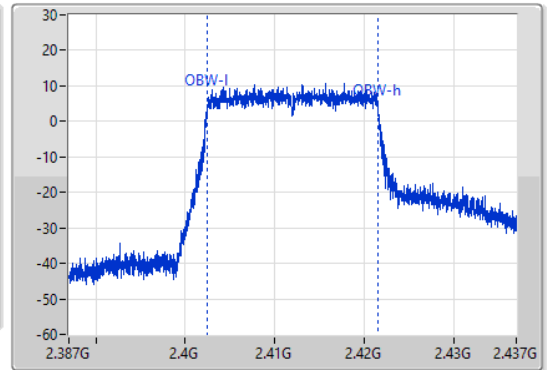
2412MHz

29/12/2021

CF
2.412GHz
Span
50MHz
RBW
100kHz
VBW
300kHz
Sweep Time
100ms
Detector Type
Peak
Port 1



CF
2.412GHz
Span
50MHz
RBW
300kHz
VBW
1MHz
Sweep Time
100ms
Detector Type
Sample



6dB(Hz)	Fl-6dB(Hz)	Fh-6dB(Hz)	OBW(Hz)	Fl-OBW(Hz)	Fh-OBW(Hz)	Limit(Hz)	Port
18.85M	2.402625G	2.421475G	19.065M	2.40248G	2.421545G	500k	1

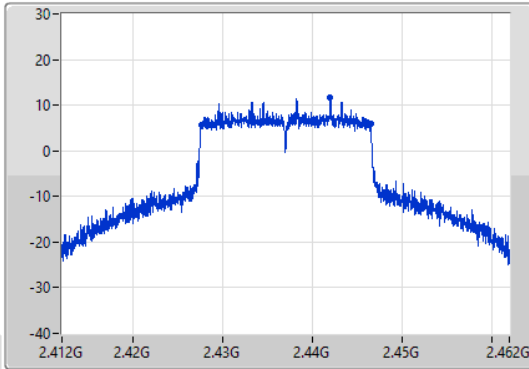
802.11ax HEW20_Nss1,(MCS0)_1TX

EBW

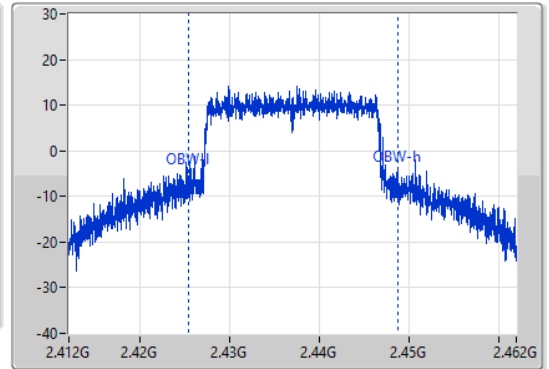
2437MHz

29/12/2021

CF
2.437GHz
Span
50MHz
RBW
100kHz
VBW
300kHz
Sweep Time
100ms
Detector Type
Peak
Port 1



CF
2.437GHz
Span
50MHz
RBW
300kHz
VBW
1MHz
Sweep Time
100ms
Detector Type
Sample



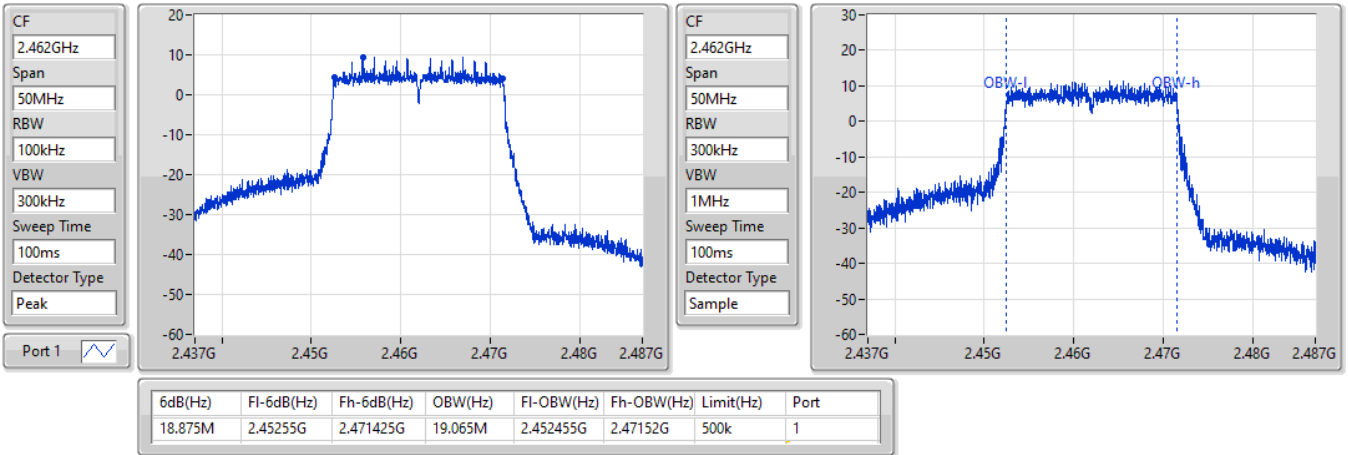
6dB(Hz)	Fl-6dB(Hz)	Fh-6dB(Hz)	OBW(Hz)	Fl-OBW(Hz)	Fh-OBW(Hz)	Limit(Hz)	Port
18.925M	2.42755G	2.446475G	23.313M	2.425431G	2.448744G	500k	1

802.11ax HEW20_Nss1,(MCS0)_1TX

EBW

2462MHz

29/12/2021





For 2T1S and 2T2S
Summary

Mode	Max-N dB (Hz)	Max-OBW (Hz)	ITU-Code	Min-N dB (Hz)	Min-OBW (Hz)
2.4-2.4835GHz	-	-	-	-	-
802.11b_Nss1,(1Mbps)_2TX	8.5M	14.193M	14M2G1D	7.025M	11.194M
802.11g_Nss1,(6Mbps)_2TX	16.325M	20.015M	20M0D1D	16.3M	16.867M
802.11ax HEW20_Nss2,(MCS0)_2TX	18.925M	19.64M	19M6D1D	18.15M	19.04M

Max-N dB = Maximum 6dB down bandwidth; Max-OBW = Maximum 99% occupied bandwidth;
Min-N dB = Minimum 6dB down bandwidth; Min-OBW = Minimum 99% occupied bandwidth

Result

Mode	Result	Limit (Hz)	Port 1-N dB (Hz)	Port 1-OBW (Hz)	Port 2-N dB (Hz)	Port 2-OBW (Hz)
802.11b_Nss1,(1Mbps)_2TX	-	-	-	-	-	-
2412MHz	Pass	500k	7.025M	11.519M	7.025M	11.794M
2437MHz	Pass	500k	7.525M	13.018M	8.5M	14.193M
2462MHz	Pass	500k	7.05M	11.269M	7.025M	11.194M
802.11g_Nss1,(6Mbps)_2TX	-	-	-	-	-	-
2412MHz	Pass	500k	16.3M	16.867M	16.3M	16.892M
2437MHz	Pass	500k	16.3M	18.216M	16.325M	20.015M
2462MHz	Pass	500k	16.3M	16.992M	16.3M	17.016M
802.11ax HEW20_Nss2,(MCS0)_2TX	-	-	-	-	-	-
2412MHz	Pass	500k	18.9M	19.09M	18.75M	19.04M
2437MHz	Pass	500k	18.875M	19.34M	18.725M	19.64M
2462MHz	Pass	500k	18.925M	19.065M	18.15M	19.065M

Port X-N dB = Port X 6dB down bandwidth;
 Port X-OBW = Port X 99% occupied bandwidth

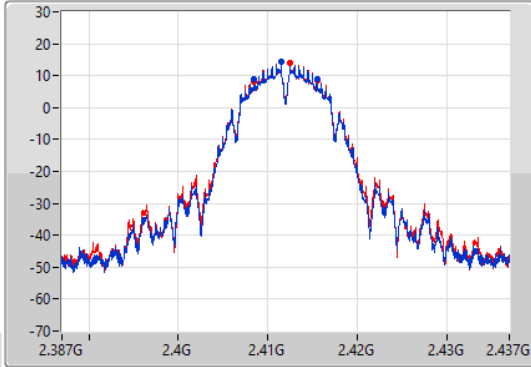
802.11b_Nss1,(1Mbps)_2TX

EBW

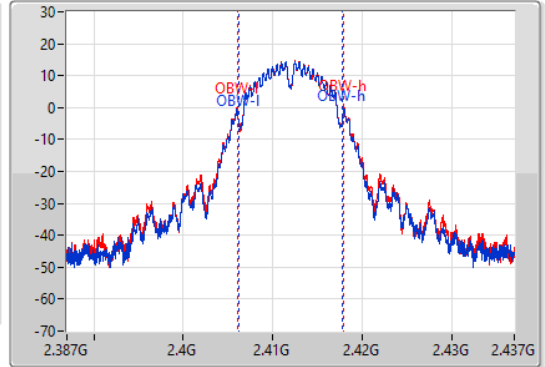
2412MHz

30/12/2021

CF
2.412GHz
Span
50MHz
RBW
100kHz
VBW
300kHz
Sweep Time
100ms
Detector Type
Peak



CF
2.412GHz
Span
50MHz
RBW
300kHz
VBW
1MHz
Sweep Time
100ms
Detector Type
Sample



6dB(Hz)	Fl-6dB(Hz)	Fh-6dB(Hz)	OBW(Hz)	Fl-OBW(Hz)	Fh-OBW(Hz)	Limit(Hz)	Port
7.025M	2.408475G	2.4155G	11.519M	2.406278G	2.417797G	500k	1
7.025M	2.408475G	2.4155G	11.794M	2.406103G	2.417897G	500k	2

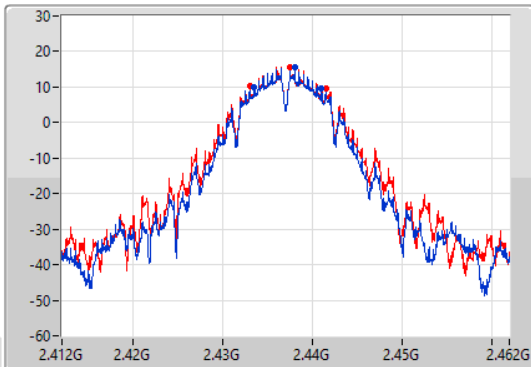
802.11b_Nss1,(1Mbps)_2TX

EBW

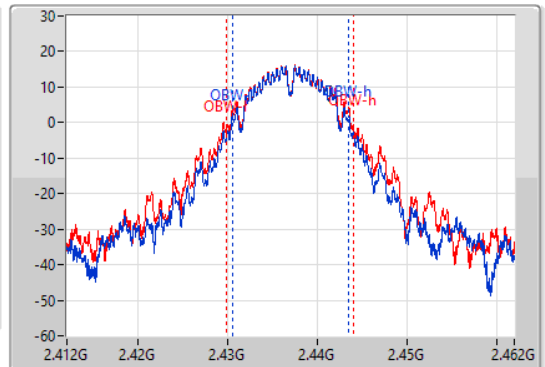
2437MHz

05/01/2022

CF
2.437GHz
Span
50MHz
RBW
100kHz
VBW
300kHz
Sweep Time
100ms
Detector Type
Peak



CF
2.437GHz
Span
50MHz
RBW
300kHz
VBW
1MHz
Sweep Time
100ms
Detector Type
Sample



6dB(Hz)	Fl-6dB(Hz)	Fh-6dB(Hz)	OBW(Hz)	Fl-OBW(Hz)	Fh-OBW(Hz)	Limit(Hz)	Port
7.525M	2.433475G	2.441G	13.018M	2.430478G	2.443497G	500k	1
8.5M	2.433G	2.4415G	14.193M	2.429829G	2.444021G	500k	2

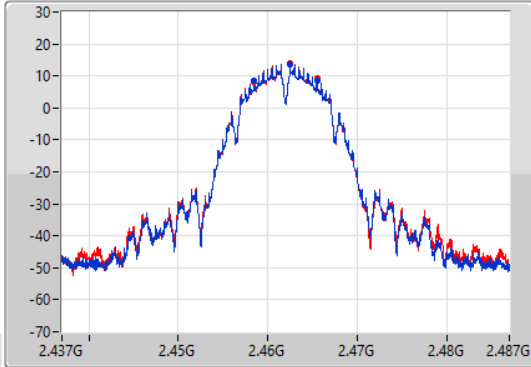
802.11b_Nss1,(1Mbps)_2TX

EBW

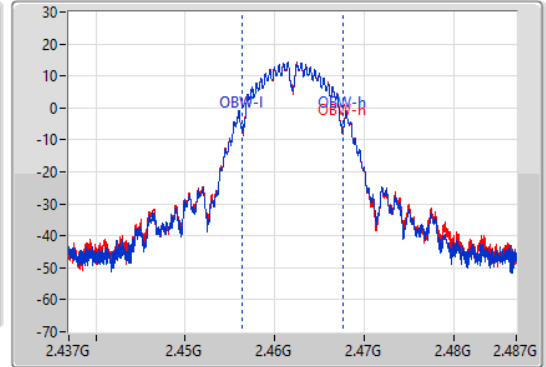
2462MHz

30/12/2021

CF
2.462GHz
Span
50MHz
RBW
100kHz
VBW
300kHz
Sweep Time
100ms
Detector Type
Peak



CF
2.462GHz
Span
50MHz
RBW
300kHz
VBW
1MHz
Sweep Time
100ms
Detector Type
Sample



6dB(Hz)	Fl-6dB(Hz)	Fh-6dB(Hz)	OBW(Hz)	Fl-OBW(Hz)	Fh-OBW(Hz)	Limit(Hz)	Port
7.05M	2.458475G	2.465525G	11.269M	2.456403G	2.467672G	500k	1
7.025M	2.458475G	2.4655G	11.194M	2.456403G	2.467597G	500k	2

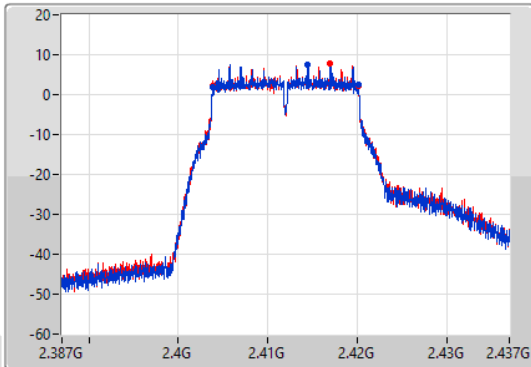
802.11g_Nss1,(6Mbps)_2TX

EBW

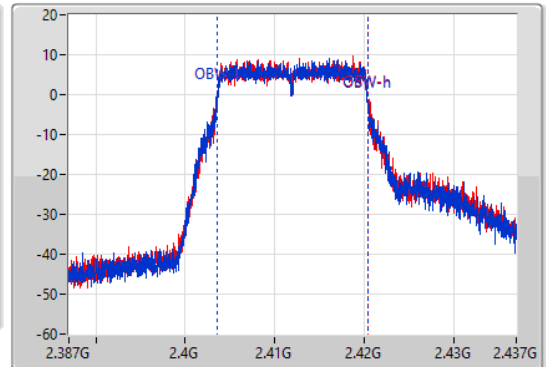
2412MHz

30/12/2021

CF
2.412GHz
Span
50MHz
RBW
100kHz
VBW
300kHz
Sweep Time
100ms
Detector Type
Peak



CF
2.412GHz
Span
50MHz
RBW
300kHz
VBW
1MHz
Sweep Time
100ms
Detector Type
Sample



6dB(Hz)	Fl-6dB(Hz)	Fh-6dB(Hz)	OBW(Hz)	Fl-OBW(Hz)	Fh-OBW(Hz)	Limit(Hz)	Port
16.3M	2.40385G	2.42015G	16.867M	2.403554G	2.420421G	500k	1
16.3M	2.40385G	2.42015G	16.892M	2.403579G	2.420471G	500k	2

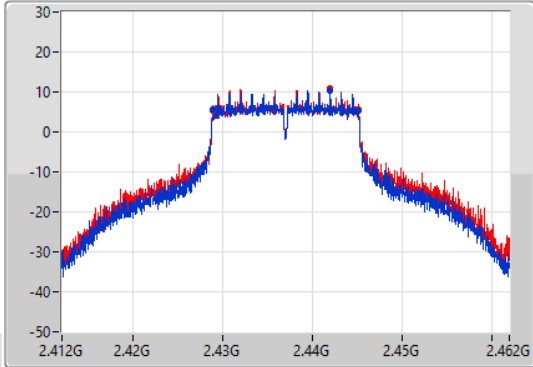
802.11g_Nss1,(6Mbps)_2TX

EBW

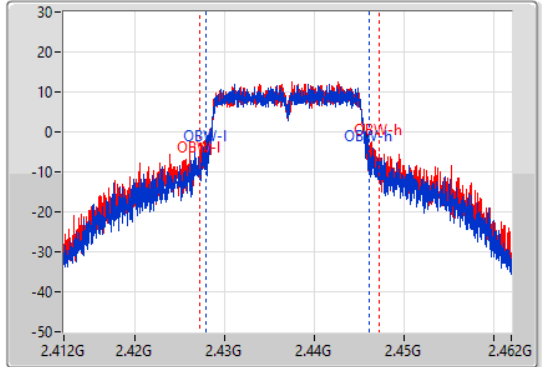
2437MHz

30/12/2021

CF
2.437GHz
Span
50MHz
RBW
100kHz
VBW
300kHz
Sweep Time
100ms
Detector Type
Peak



CF
2.437GHz
Span
50MHz
RBW
300kHz
VBW
1MHz
Sweep Time
100ms
Detector Type
Sample



6dB(Hz)	Fl-6dB(Hz)	Fh-6dB(Hz)	OBW(Hz)	Fl-OBW(Hz)	Fh-OBW(Hz)	Limit(Hz)	Port
16.3M	2.42885G	2.44515G	18.216M	2.42788G	2.446095G	500k	1
16.325M	2.428825G	2.44515G	20.015M	2.427155G	2.44717G	500k	2

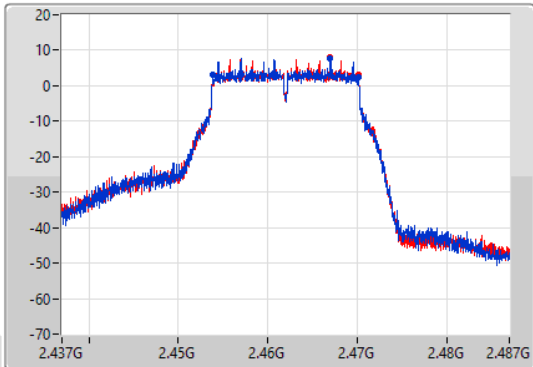
802.11g_Nss1,(6Mbps)_2TX

EBW

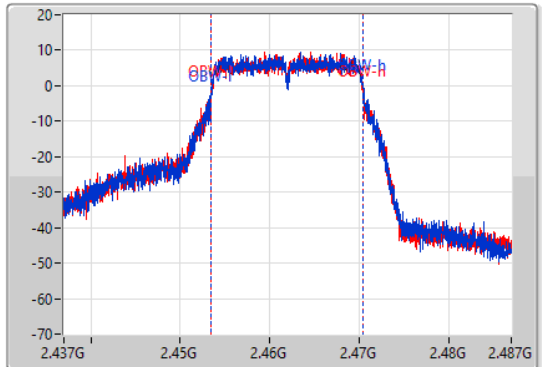
2462MHz

30/12/2021

CF
2.462GHz
Span
50MHz
RBW
100kHz
VBW
300kHz
Sweep Time
100ms
Detector Type
Peak



CF
2.462GHz
Span
50MHz
RBW
300kHz
VBW
1MHz
Sweep Time
100ms
Detector Type
Sample



6dB(Hz)	Fl-6dB(Hz)	Fh-6dB(Hz)	OBW(Hz)	Fl-OBW(Hz)	Fh-OBW(Hz)	Limit(Hz)	Port
16.3M	2.45385G	2.47015G	16.992M	2.453479G	2.470471G	500k	1
16.3M	2.45385G	2.47015G	17.016M	2.453479G	2.470496G	500k	2

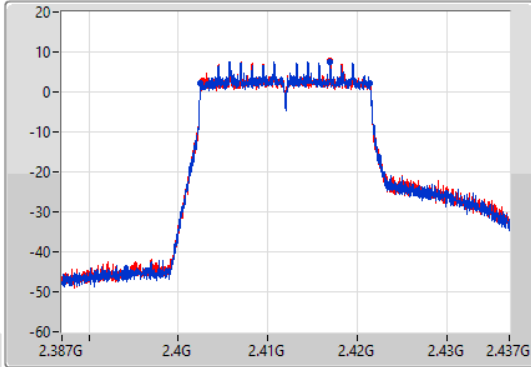
802.11ax HEW20_Nss2,(MCS0)_2TX

EBW

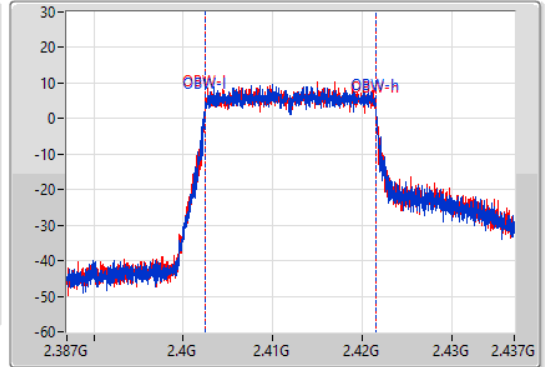
2412MHz

30/12/2021

CF
2.412GHz
Span
50MHz
RBW
100kHz
VBW
300kHz
Sweep Time
100ms
Detector Type
Peak



CF
2.412GHz
Span
50MHz
RBW
300kHz
VBW
1MHz
Sweep Time
100ms
Detector Type
Sample



6dB(Hz)	Fl-6dB(Hz)	Fh-6dB(Hz)	OBW(Hz)	Fl-OBW(Hz)	Fh-OBW(Hz)	Limit(Hz)	Port
18.9M	2.402525G	2.421425G	19.09M	2.402455G	2.421545G	500k	1
18.75M	2.4027G	2.42145G	19.04M	2.40248G	2.42152G	500k	2

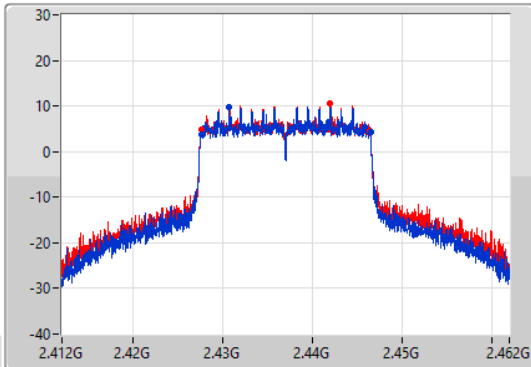
802.11ax HEW20_Nss2,(MCS0)_2TX

EBW

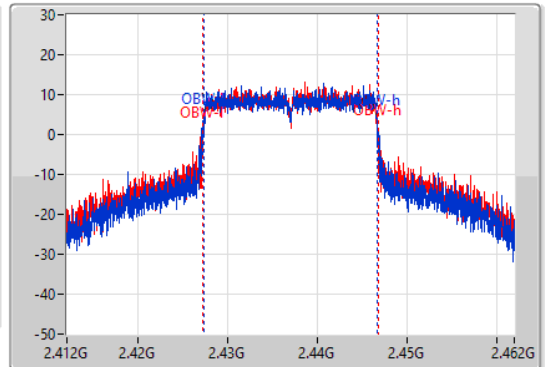
2437MHz

30/12/2021

CF
2.437GHz
Span
50MHz
RBW
100kHz
VBW
300kHz
Sweep Time
100ms
Detector Type
Peak



CF
2.437GHz
Span
50MHz
RBW
300kHz
VBW
1MHz
Sweep Time
100ms
Detector Type
Sample



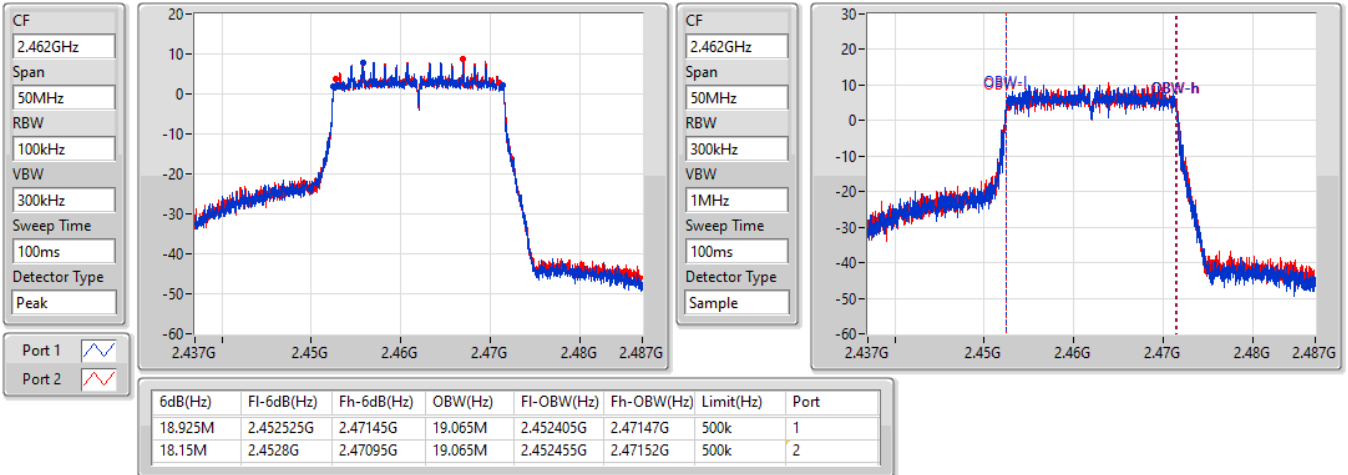
6dB(Hz)	Fl-6dB(Hz)	Fh-6dB(Hz)	OBW(Hz)	Fl-OBW(Hz)	Fh-OBW(Hz)	Limit(Hz)	Port
18.875M	2.427625G	2.4465G	19.34M	2.427305G	2.446645G	500k	1
18.725M	2.42765G	2.446375G	19.64M	2.42718G	2.44682G	500k	2

802.11ax HEW20_Nss2,(MCS0)_2TX

EBW

2462MHz

30/12/2021





For 4T1S
Summary

Mode	Max-N dB (Hz)	Max-OBW (Hz)	ITU-Code	Min-N dB (Hz)	Min-OBW (Hz)
2.4-2.4835GHz	-	-	-	-	-
802.11b_Nss1,(1Mbps)_4TX	7.55M	12.569M	12M6G1D	7M	10.62M
802.11g_Nss1,(6Mbps)_4TX	16.35M	18.641M	18M6D1D	16.3M	16.892M
802.11ax HEW20_Nss1,(MCS0)_4TX	19M	19.165M	19M2D1D	18.425M	19.015M

Max-N dB = Maximum 6dB down bandwidth; Max-OBW = Maximum 99% occupied bandwidth;
Min-N dB = Minimum 6dB down bandwidth; Min-OBW = Minimum 99% occupied bandwidth

Result

Mode	Result	Limit (Hz)	Port 1-N dB (Hz)	Port 1-OBW (Hz)	Port 2-N dB (Hz)	Port 2-OBW (Hz)	Port 3-N dB (Hz)	Port 3-OBW (Hz)	Port 4-N dB (Hz)	Port 4-OBW (Hz)
802.11b_Nss1,(1Mbps)_4TX	-	-	-	-	-	-	-	-	-	-
2412MHz	Pass	500k	7.525M	11.069M	7.05M	11.069M	7M	11.194M	7.05M	11.169M
2437MHz	Pass	500k	7M	12.269M	7.55M	12.419M	7.55M	12.569M	7.05M	12.294M
2462MHz	Pass	500k	7.025M	10.62M	7.05M	10.645M	7.05M	10.62M	7.025M	10.72M
802.11g_Nss1,(6Mbps)_4TX	-	-	-	-	-	-	-	-	-	-
2412MHz	Pass	500k	16.35M	16.892M	16.3M	16.942M	16.3M	16.892M	16.325M	16.942M
2437MHz	Pass	500k	16.325M	17.816M	16.3M	18.591M	16.3M	18.641M	16.325M	17.691M
2462MHz	Pass	500k	16.3M	16.942M	16.325M	16.967M	16.3M	16.917M	16.325M	16.917M
802.11ax HEW20_Nss1,(MCS0)_4TX	-	-	-	-	-	-	-	-	-	-
2412MHz	Pass	500k	18.95M	19.015M	18.75M	19.015M	18.8M	19.065M	18.775M	19.04M
2437MHz	Pass	500k	19M	19.115M	18.925M	19.165M	18.95M	19.09M	18.925M	19.09M
2462MHz	Pass	500k	18.825M	19.065M	18.575M	19.065M	18.775M	19.065M	18.425M	19.09M

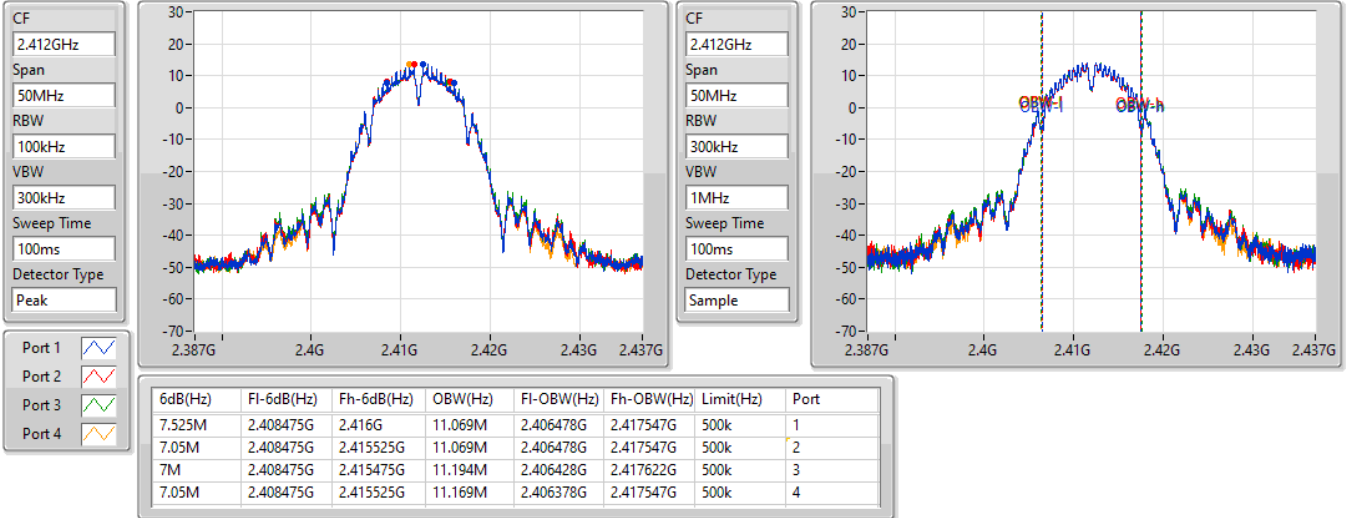
Port X-N dB = Port X 6dB down bandwidth;
 Port X-OBW = Port X 99% occupied bandwidth

802.11b_Nss1,(1Mbps)_4TX

EBW

2412MHz

30/12/2021

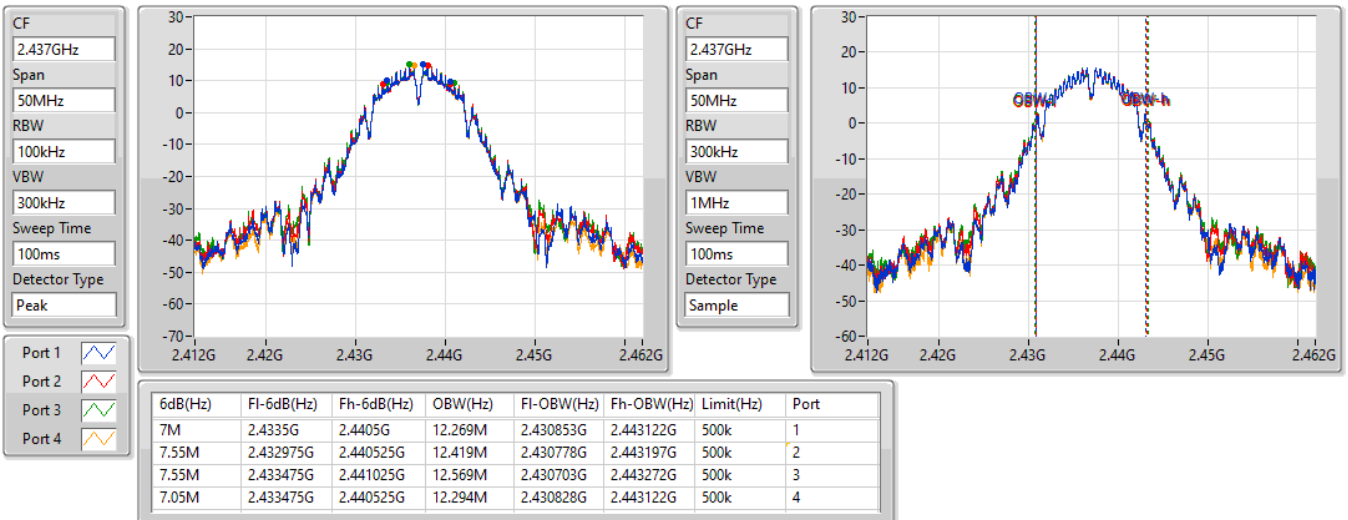


802.11b_Nss1,(1Mbps)_4TX

EBW

2437MHz

30/12/2021

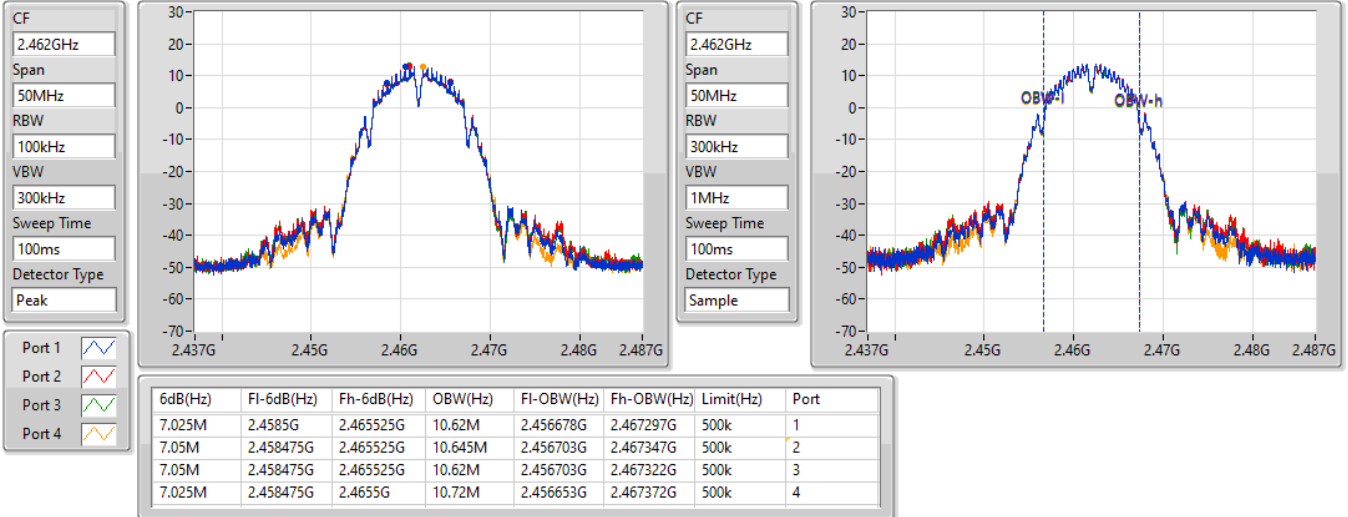


802.11b_Nss1,(1Mbps)_4TX

EBW

2462MHz

30/12/2021

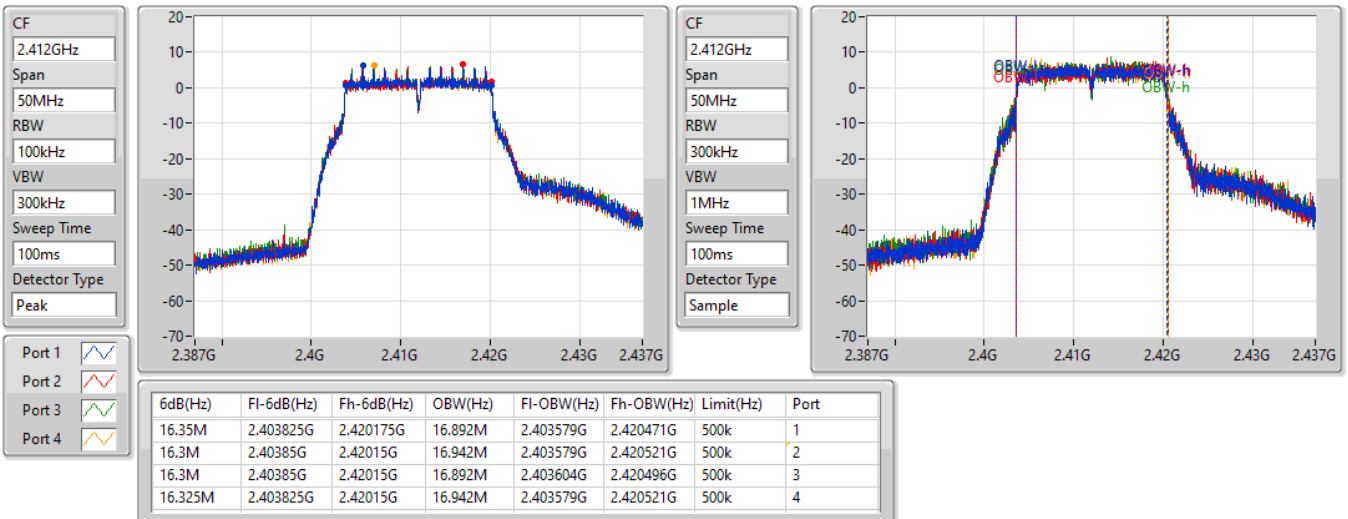


802.11g_Nss1,(6Mbps)_4TX

EBW

2412MHz

30/12/2021

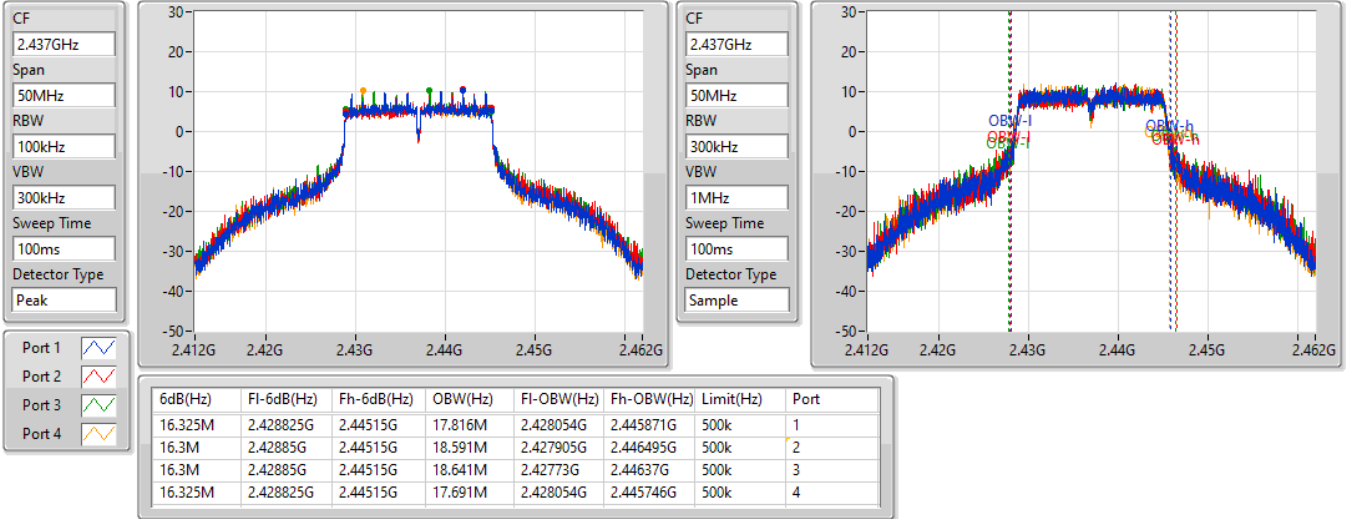


802.11g_Nss1,(6Mbps)_4TX

EBW

2437MHz

30/12/2021

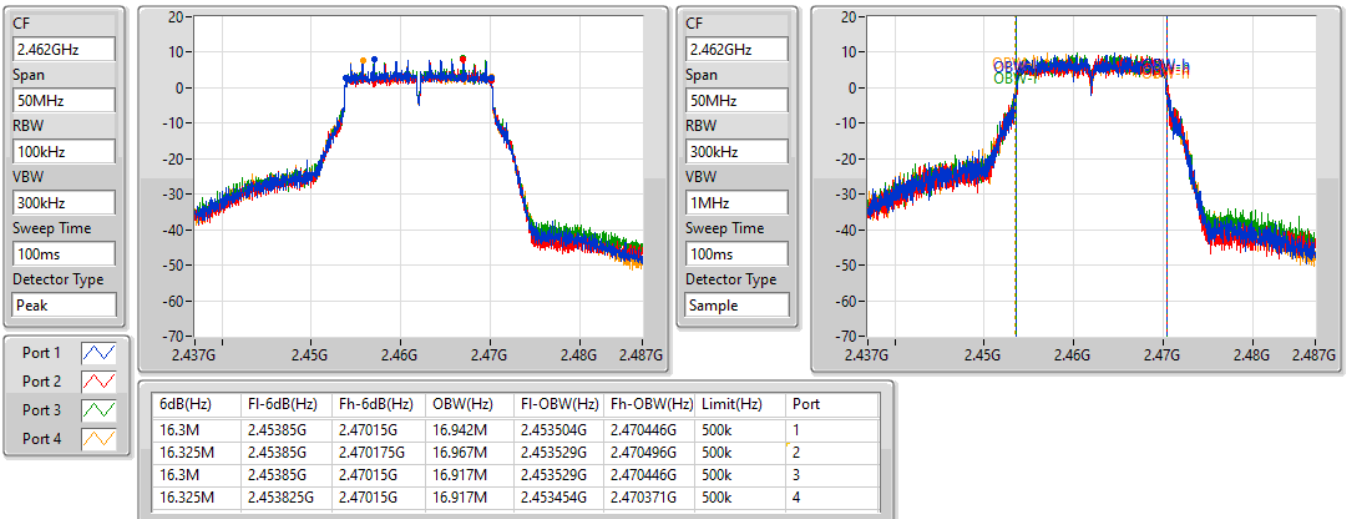


802.11g_Nss1,(6Mbps)_4TX

EBW

2462MHz

30/12/2021

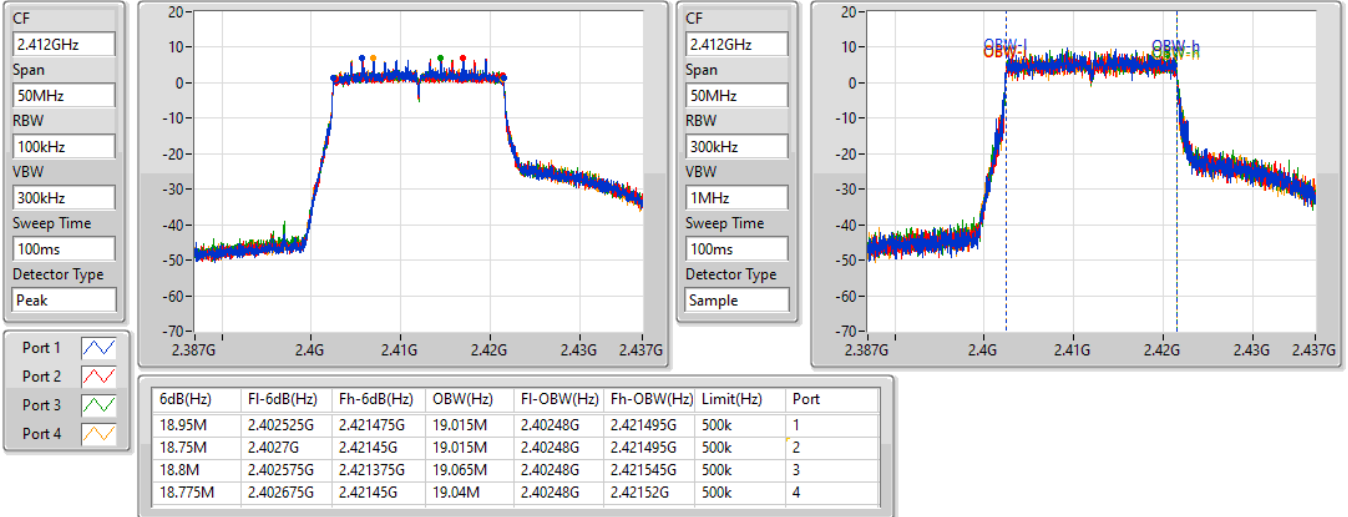


802.11ax HEW20_Nss1,(MCS0)_4TX

EBW

2412MHz

30/12/2021

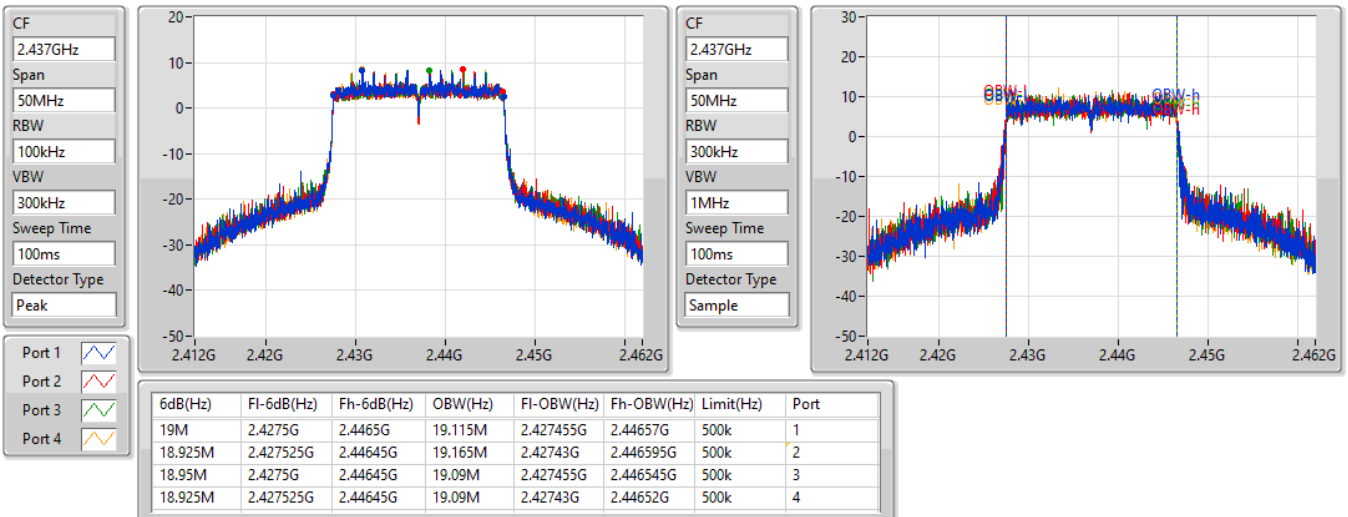


802.11ax HEW20_Nss1,(MCS0)_4TX

EBW

2437MHz

30/12/2021



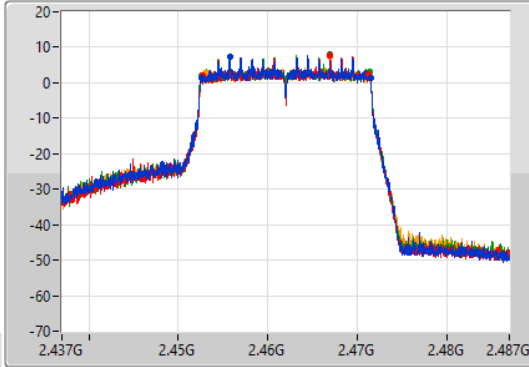
802.11ax HEW20_Nss1,(MCS0)_4TX

EBW

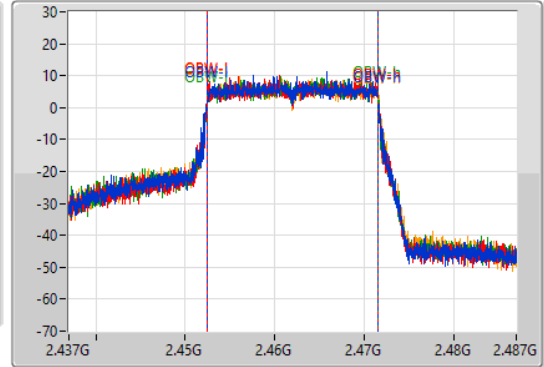
2462MHz





30/12/2021

CF
2.462GHz
Span
50MHz
RBW
100kHz
VBW
300kHz
Sweep Time
100ms
Detector Type
Peak



CF
2.462GHz
Span
50MHz
RBW
300kHz
VBW
1MHz
Sweep Time
100ms
Detector Type
Sample



Port 1 
Port 2 
Port 3 
Port 4 

6dB(Hz)	Fl-6dB(Hz)	Fh-6dB(Hz)	OBW(Hz)	Fl-OBW(Hz)	Fh-OBW(Hz)	Limit(Hz)	Port
18.825M	2.45265G	2.471475G	19.065M	2.45243G	2.471495G	500k	1
18.575M	2.45275G	2.471325G	19.065M	2.45243G	2.471495G	500k	2
18.775M	2.45265G	2.471425G	19.065M	2.452455G	2.47152G	500k	3
18.425M	2.45295G	2.471375G	19.09M	2.452455G	2.471545G	500k	4



For 4T4S
Summary

Mode	Max-N dB (Hz)	Max-OBW (Hz)	ITU-Code	Min-N dB (Hz)	Min-OBW (Hz)
2.4-2.4835GHz	-	-	-	-	-
802.11ax HEW20_Nss4,(MCS0)_4TX	18.975M	19.49M	19M5D1D	18.425M	19.04M

Max-N dB = Maximum 6dB down bandwidth; Max-OBW = Maximum 99% occupied bandwidth;
Min-N dB = Minimum 6dB down bandwidth; Min-OBW = Minimum 99% occupied bandwidth

Result

Mode	Result	Limit (Hz)	Port 1-N dB (Hz)	Port 1-OBW (Hz)	Port 2-N dB (Hz)	Port 2-OBW (Hz)	Port 3-N dB (Hz)	Port 3-OBW (Hz)	Port 4-N dB (Hz)	Port 4-OBW (Hz)
802.11ax HEW20_Nss4,(MCS0)_4TX	-	-	-	-	-	-	-	-	-	-
2412MHz	Pass	500k	18.775M	19.065M	18.575M	19.065M	18.625M	19.04M	18.8M	19.04M
2437MHz	Pass	500k	18.975M	19.29M	18.85M	19.49M	18.775M	19.365M	18.925M	19.215M
2462MHz	Pass	500k	18.95M	19.115M	18.5M	19.04M	18.775M	19.065M	18.425M	19.115M

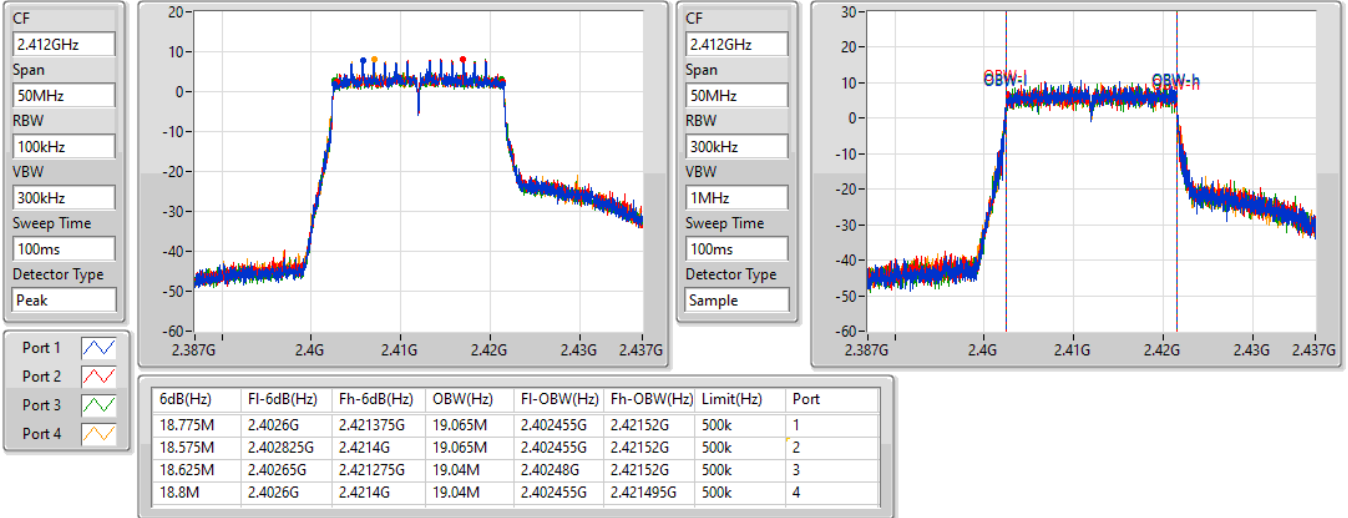
Port X-N dB = Port X 6dB down bandwidth;
 Port X-OBW = Port X 99% occupied bandwidth

802.11ax HEW20_Nss4,(MCS0)_4TX

EBW

2412MHz

04/01/2022

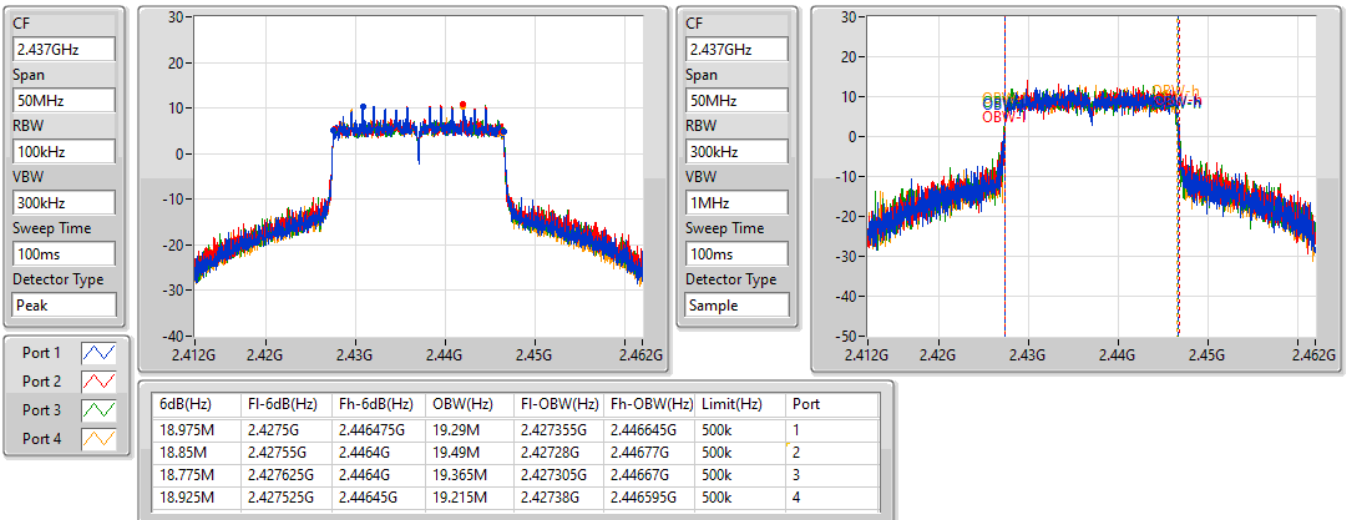


802.11ax HEW20_Nss4,(MCS0)_4TX

EBW

2437MHz

04/01/2022



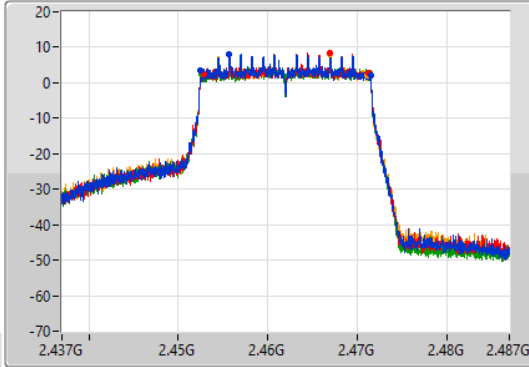
802.11ax HEW20_Nss4,(MCS0)_4TX

EBW

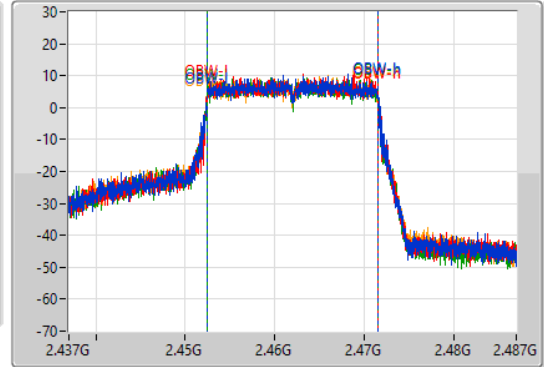
2462MHz

04/01/2022

CF
2.462GHz
Span
50MHz
RBW
100kHz
VBW
300kHz
Sweep Time
100ms
Detector Type
Peak



CF
2.462GHz
Span
50MHz
RBW
300kHz
VBW
1MHz
Sweep Time
100ms
Detector Type
Sample



Port 1
Port 2
Port 3
Port 4

6dB(Hz)	Fl-6dB(Hz)	Fh-6dB(Hz)	OBW(Hz)	Fl-OBW(Hz)	Fh-OBW(Hz)	Limit(Hz)	Port
18.95M	2.452525G	2.471475G	19.115M	2.452405G	2.47152G	500k	1
18.5M	2.452825G	2.471325G	19.04M	2.452455G	2.471495G	500k	2
18.775M	2.45265G	2.471425G	19.065M	2.45243G	2.471495G	500k	3
18.425M	2.45265G	2.471075G	19.115M	2.452405G	2.47152G	500k	4



For Radio 1 / 1T1S
Summary

Mode	Total Power (dBm)	Total Power (W)
2.4-2.4835GHz	-	-
802.11b_Nss1,(1Mbps)_1TX	24.19	0.26242
802.11g_Nss1,(6Mbps)_1TX	22.60	0.18197
802.11ax HEW20_Nss1,(MCS0)_1TX	22.09	0.16181



Result

Mode	Result	DG (dBi)	Port 1 (dBm)	Total Power (dBm)	Power Limit (dBm)
802.11b_Nss1,(1Mbps)_1TX	-	-	-	-	-
2412MHz	Pass	2.69	22.74	22.74	30.00
2417MHz	Pass	2.69	23.32	23.32	30.00
2437MHz	Pass	2.69	24.19	24.19	30.00
2457MHz	Pass	2.69	23.08	23.08	30.00
2462MHz	Pass	2.69	22.25	22.25	30.00
802.11g_Nss1,(6Mbps)_1TX	-	-	-	-	-
2412MHz	Pass	2.69	19.05	19.05	30.00
2417MHz	Pass	2.69	19.94	19.94	30.00
2437MHz	Pass	2.69	22.60	22.60	30.00
2457MHz	Pass	2.69	20.81	20.81	30.00
2462MHz	Pass	2.69	18.92	18.92	30.00
802.11ax HEW20_Nss1,(MCS0)_1TX	-	-	-	-	-
2412MHz	Pass	2.69	19.08	19.08	30.00
2417MHz	Pass	2.69	20.17	20.17	30.00
2437MHz	Pass	2.69	22.09	22.09	30.00
2457MHz	Pass	2.69	20.38	20.38	30.00
2462MHz	Pass	2.69	19.67	19.67	30.00

DG = Directional Gain; Port X = Port X output power



For 2T1S and 2T2S
Summary

Mode	Total Power (dBm)	Total Power (W)
2.4-2.4835GHz	-	-
802.11b_Nss1,(1Mbps)_2TX	26.62	0.45920
802.11g_Nss1,(6Mbps)_2TX	24.16	0.26062
802.11ax HEW20_Nss2,(MCS0)_2TX	24.03	0.25293



Result

Mode	Result	DG (dBi)	Port 1 (dBm)	Port 2 (dBm)	Total Power (dBm)	Power Limit (dBm)
802.11b_Nss1,(1Mbps)_2TX	-	-	-	-	-	-
2412MHz	Pass	3.74	21.83	21.89	24.87	30.00
2417MHz	Pass	3.74	22.65	22.52	25.60	30.00
2437MHz	Pass	3.74	23.41	23.80	26.62	30.00
2457MHz	Pass	3.74	21.71	21.81	24.77	30.00
2462MHz	Pass	3.74	21.25	21.33	24.30	30.00
802.11g_Nss1,(6Mbps)_2TX	-	-	-	-	-	-
2412MHz	Pass	3.74	18.32	16.92	20.69	30.00
2417MHz	Pass	3.74	18.99	19.33	22.17	30.00
2437MHz	Pass	3.74	20.89	21.39	24.16	30.00
2457MHz	Pass	3.74	18.95	19.19	22.08	30.00
2462MHz	Pass	3.74	18.22	18.30	21.27	30.00
802.11ax HEW20_Nss2,(MCS0)_2TX	-	-	-	-	-	-
2412MHz	Pass	2.94	18.41	18.33	21.38	30.00
2417MHz	Pass	2.94	18.92	19.31	22.13	30.00
2437MHz	Pass	2.94	20.85	21.19	24.03	30.00
2457MHz	Pass	2.94	18.80	19.28	22.06	30.00
2462MHz	Pass	2.94	18.37	18.32	21.36	30.00

DG = Directional Gain; Port X = Port X output power



For 4T1S
Summary

Mode	Total Power (dBm)	Total Power (W)
2.4-2.4835GHz	-	-
802.11b_Nss1,(1Mbps)_4TX	28.68	0.73790
802.11g_Nss1,(6Mbps)_4TX	27.01	0.50234
802.11ax HEW20_Nss1,(MCS0)_4TX	25.57	0.36058



Result

Mode	Result	DG (dBi)	Port 1 (dBm)	Port 2 (dBm)	Port 3 (dBm)	Port 4 (dBm)	Total Power (dBm)	Power Limit (dBm)
802.11b_Nss1,(1Mbps)_4TX	-	-	-	-	-	-	-	-
2412MHz	Pass	3.74	21.32	21.32	21.36	21.28	27.34	30.00
2417MHz	Pass	3.74	21.92	21.91	21.81	21.68	27.85	30.00
2437MHz	Pass	3.74	22.63	22.67	22.78	22.54	28.68	30.00
2457MHz	Pass	3.74	20.91	21.04	21.07	20.77	26.97	30.00
2462MHz	Pass	3.74	20.51	20.63	20.49	20.52	26.56	30.00
802.11g_Nss1,(6Mbps)_4TX	-	-	-	-	-	-	-	-
2412MHz	Pass	3.74	16.92	16.91	17.11	16.66	22.92	30.00
2417MHz	Pass	3.74	18.59	18.36	18.67	18.45	24.54	30.00
2437MHz	Pass	3.74	20.99	20.87	21.25	20.84	27.01	30.00
2457MHz	Pass	3.74	20.13	19.94	20.32	19.97	26.11	30.00
2462MHz	Pass	3.74	18.36	18.16	18.58	18.29	24.37	30.00
802.11ax_HEW20_Nss1,(MCS0)_4TX	-	-	-	-	-	-	-	-
2412MHz	Pass	3.74	17.63	17.48	17.64	17.61	23.61	30.00
2417MHz	Pass	3.74	18.50	18.33	18.64	18.39	24.49	30.00
2437MHz	Pass	3.74	19.54	19.51	19.65	19.50	25.57	30.00
2457MHz	Pass	3.74	18.81	18.89	18.94	18.80	24.88	30.00
2462MHz	Pass	3.74	17.80	17.76	18.06	17.75	23.86	30.00

DG = Directional Gain; Port X = Port X output power



For 4T1S / beamforming mode
Summary

Mode	Total Power (dBm)	Total Power (W)
2.4-2.4835GHz	-	-
802.11ax HEW20-BF_Nss1,(MCS0)_4TX	25.57	0.36058



Result

Mode	Result	DG (dBi)	Port 1 (dBm)	Port 2 (dBm)	Port 3 (dBm)	Port 4 (dBm)	Total Power (dBm)	Power Limit (dBm)
802.11ax HEW20-BF_Nss1,(MCS0)_4TX	-	-	-	-	-	-	-	-
2412MHz	Pass	7.55	17.63	17.48	17.64	17.61	23.61	28.45
2417MHz	Pass	7.55	18.50	18.33	18.64	18.39	24.49	28.45
2437MHz	Pass	7.55	19.54	19.51	19.65	19.50	25.57	28.45
2457MHz	Pass	7.55	18.81	18.89	18.94	18.80	24.88	28.45
2462MHz	Pass	7.55	17.80	17.76	18.06	17.75	23.86	28.45

DG = Directional Gain; Port X = Port X output power



For 4T4S
Summary

Mode	Total Power (dBm)	Total Power (W)
2.4-2.4835GHz	-	-
802.11ax HEW20_Nss4,(MCS0)_4TX	27.01	0.50234



Result

Mode	Result	DG (dBi)	Port 1 (dBm)	Port 2 (dBm)	Port 3 (dBm)	Port 4 (dBm)	Total Power (dBm)	Power Limit (dBm)
802.11ax HEW20_Nss4,(MCS0)_4TX	-	-	-	-	-	-	-	-
2412MHz	Pass	1.67	18.47	18.41	18.33	18.49	24.45	30.00
2417MHz	Pass	1.67	18.57	18.86	18.52	18.56	24.65	30.00
2437MHz	Pass	1.67	20.97	20.92	21.02	21.05	27.01	30.00
2457MHz	Pass	1.67	18.60	18.78	18.73	18.70	24.72	30.00
2462MHz	Pass	1.67	18.12	18.15	17.90	18.05	24.08	30.00

DG = Directional Gain; Port X = Port X output power



For Radio 1 / 1T1S
Summary

Mode	PD (dBm/RBW)
2.4-2.4835GHz	-
802.11b_Nss1,(1Mbps)_1TX	1.76
802.11g_Nss1,(6Mbps)_1TX	-2.10
802.11ax HEW20_Nss1,(MCS0)_1TX	-3.80

RBW = 3kHz;

Result

Mode	Result	DG (dBi)	Port 1 (dBm/RBW)	PD (dBm/RBW)	PD Limit (dBm/RBW)
802.11b_Nss1,(1Mbps)_1TX	-	-	-	-	-
2412MHz	Pass	2.69	0.55	0.55	8.00
2437MHz	Pass	2.69	1.76	1.76	8.00
2462MHz	Pass	2.69	0.66	0.66	8.00
802.11g_Nss1,(6Mbps)_1TX	-	-	-	-	-
2412MHz	Pass	2.69	-6.47	-6.47	8.00
2437MHz	Pass	2.69	-2.10	-2.10	8.00
2462MHz	Pass	2.69	-6.23	-6.23	8.00
802.11ax HEW20_Nss1,(MCS0)_1TX	-	-	-	-	-
2412MHz	Pass	2.69	-6.77	-6.77	8.00
2437MHz	Pass	2.69	-3.80	-3.80	8.00
2462MHz	Pass	2.69	-6.99	-6.99	8.00

DG = Directional Gain; RBW = 3kHz;
 PD = trace bin-by-bin of each transmits port summing can be performed maximum power density; Port X = Port X Power Density;

802.11b_Nss1,(1Mbps)_1TX

PSD

2412MHz

29/12/2021

CF
2.412GHz

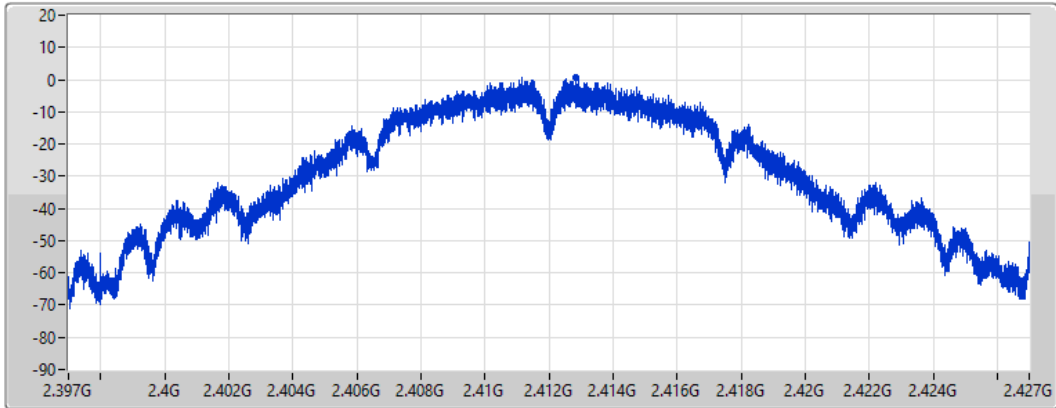
Span
30MHz


RBW
3kHz

VBW
10kHz

Sweep Time
4.424357ms

Detector Type
Peak



Port 1 

Sum	PD	Port 1
(dBm/RBW)	(dBm/RBW)	(dBm/RBW)
0.55	0.55	0.55

802.11b_Nss1,(1Mbps)_1TX

PSD

2437MHz

29/12/2021

CF
2.437GHz

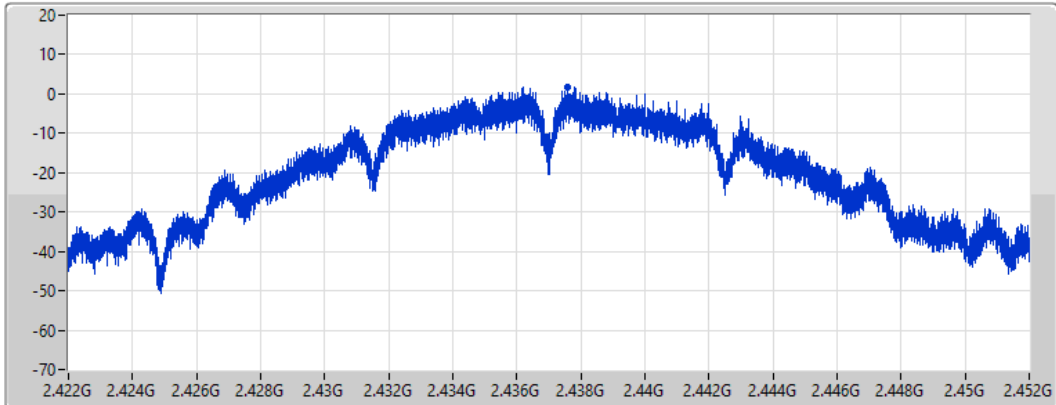
Span
30MHz


RBW
3kHz

VBW
10kHz

Sweep Time
4.424357ms

Detector Type
Peak



Port 1 

Sum	PD	Port 1
(dBm/RBW)	(dBm/RBW)	(dBm/RBW)
1.76	1.76	1.76

802.11b_Nss1,(1Mbps)_1TX

PSD

2462MHz

29/12/2021

CF
2.462GHz

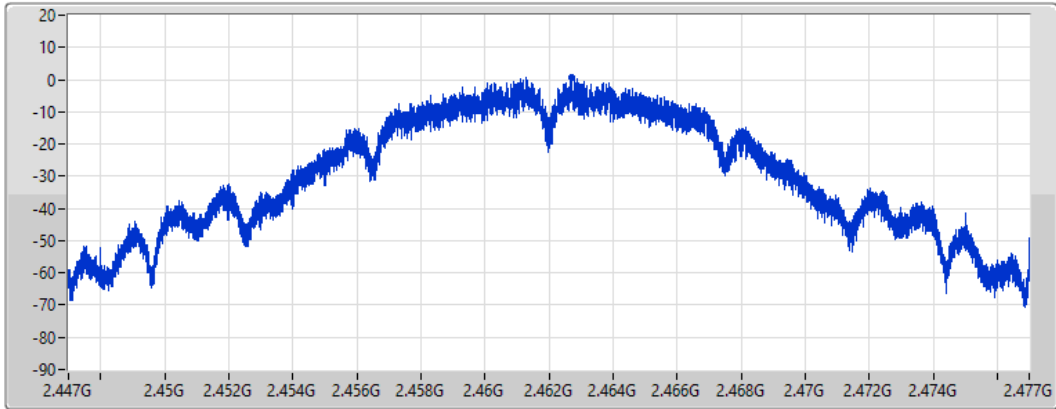
Span
30MHz


RBW
3kHz

VBW
10kHz

Sweep Time
4.424357ms

Detector Type
Peak



Port 1 

Sum	PD	Port 1
(dBm/RBW)	(dBm/RBW)	(dBm/RBW)
0.66	0.66	0.66

802.11g_Nss1,(6Mbps)_1TX

PSD

2412MHz

29/12/2021

CF
2.412GHz

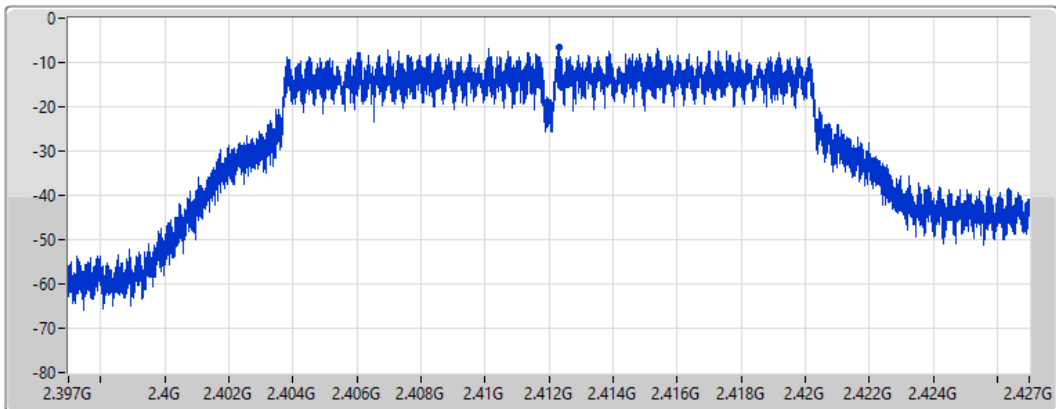
Span
30MHz


RBW
3kHz

VBW
10kHz

Sweep Time
4.424357ms

Detector Type
Peak



Port 1 

Sum	PD	Port 1
(dBm/RBW)	(dBm/RBW)	(dBm/RBW)
-6.47	-6.47	-6.47

802.11g_Nss1,(6Mbps)_1TX

PSD

2437MHz

29/12/2021

CF
2.437GHz

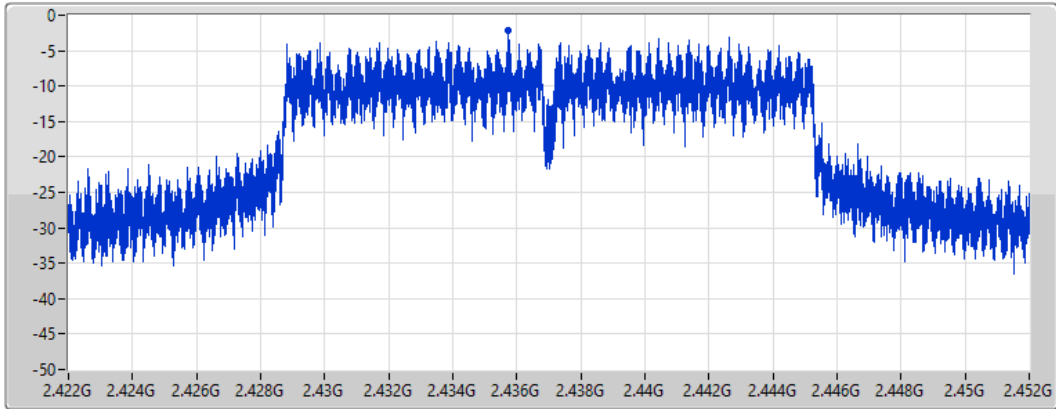
Span
30MHz


RBW
3kHz

VBW
10kHz

Sweep Time
4.424357ms

Detector Type
Peak



Port 1 

Sum	PD	Port 1
(dBm/RBW)	(dBm/RBW)	(dBm/RBW)
-2.10	-2.10	-2.10

802.11g_Nss1,(6Mbps)_1TX

PSD

2462MHz

29/12/2021

CF
2.462GHz

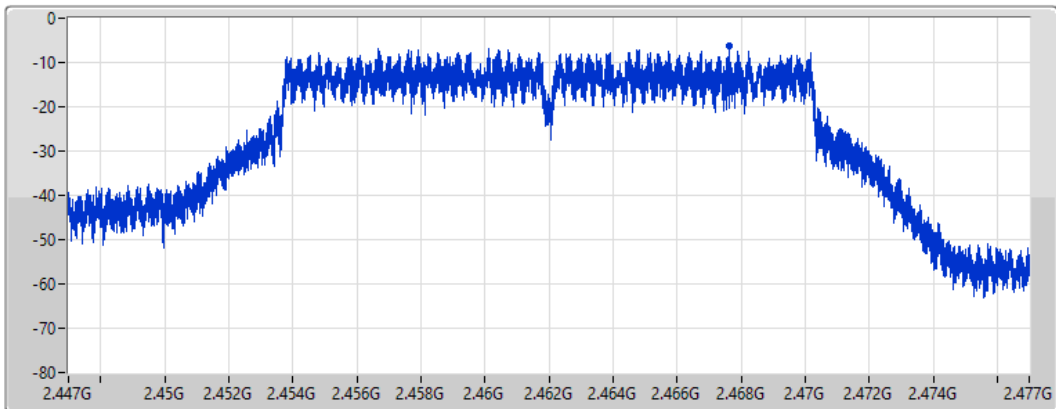
Span
30MHz


RBW
3kHz

VBW
10kHz

Sweep Time
4.424357ms

Detector Type
Peak



Port 1 

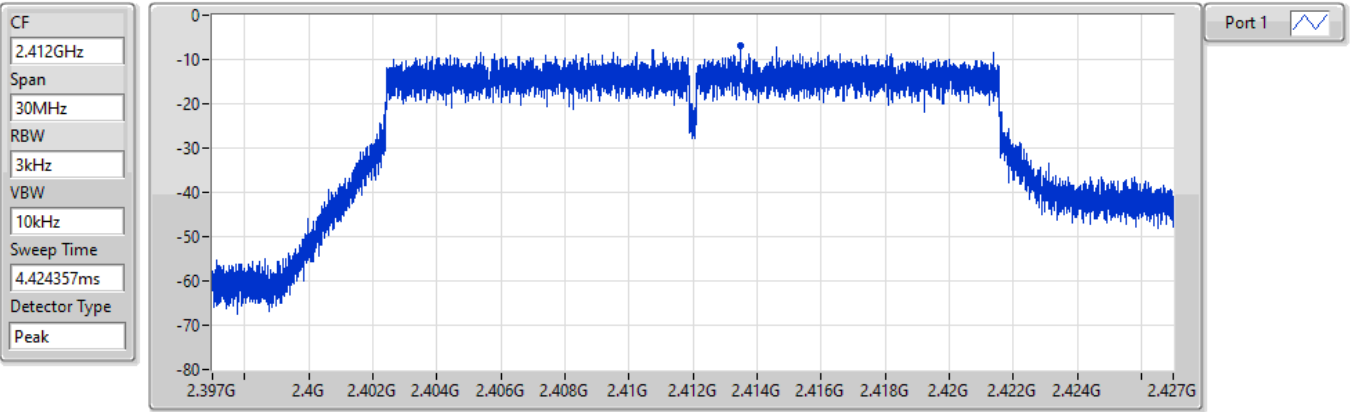
Sum	PD	Port 1
(dBm/RBW)	(dBm/RBW)	(dBm/RBW)
-6.23	-6.23	-6.23

802.11ax HEW20_Nss1,(MCS0)_1TX

PSD

2412MHz

29/12/2021



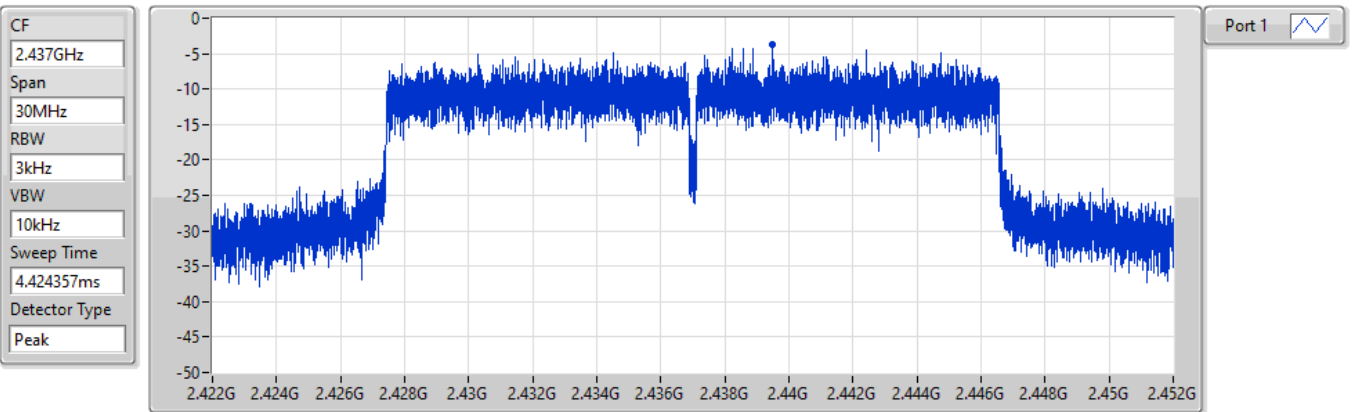
Sum	PD	Port 1
(dBm/RBW)	(dBm/RBW)	(dBm/RBW)
-6.77	-6.77	-6.77

802.11ax HEW20_Nss1,(MCS0)_1TX

PSD

2437MHz

29/12/2021



Sum	PD	Port 1
(dBm/RBW)	(dBm/RBW)	(dBm/RBW)
-3.80	-3.80	-3.80

802.11ax HEW20_Nss1,(MCS0)_1TX

PSD

2462MHz

29/12/2021

CF
2.462GHz

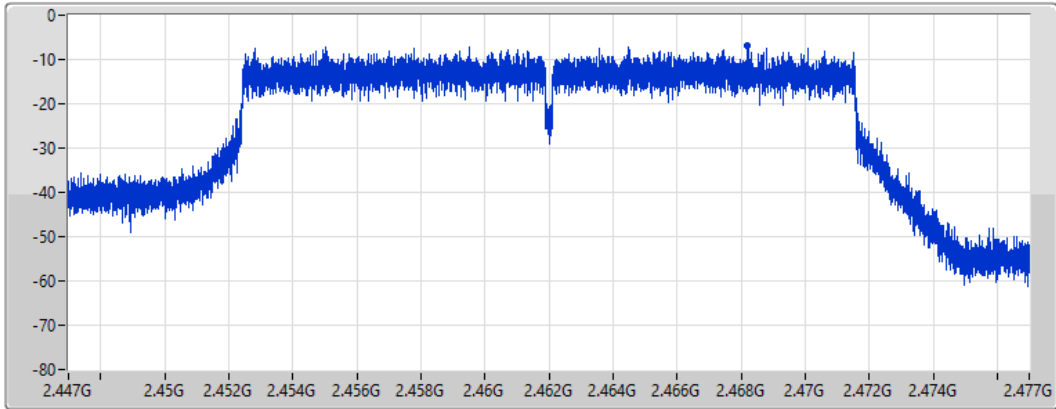
Span
30MHz


RBW
3kHz

VBW
10kHz

Sweep Time
4.424357ms

Detector Type
Peak



Port 1 

Sum	PD	Port 1
(dBm/RBW)	(dBm/RBW)	(dBm/RBW)
-6.99	-6.99	-6.99



For 2T1S and 2T2S
Summary

Mode	PD (dBm/RBW)
2.4-2.4835GHz	-
802.11b_Nss1,(1Mbps)_2TX	3.55
802.11g_Nss1,(6Mbps)_2TX	-1.85
802.11ax HEW20_Nss2,(MCS0)_2TX	-3.58

RBW = 3kHz;

Result

Mode	Result	DG (dBi)	Port 1 (dBm/RBW)	Port 2 (dBm/RBW)	PD (dBm/RBW)	PD Limit (dBm/RBW)
802.11b_Nss1,(1Mbps)_2TX	-	-	-	-	-	-
2412MHz	Pass	5.3	-0.73	-0.51	0.90	8.00
2437MHz	Pass	5.3	1.25	1.64	3.55	8.00
2462MHz	Pass	5.3	-1.33	-1.71	0.24	8.00
802.11g_Nss1,(6Mbps)_2TX	-	-	-	-	-	-
2412MHz	Pass	5.3	-7.96	-7.66	-5.79	8.00
2437MHz	Pass	5.3	-4.07	-4.62	-1.85	8.00
2462MHz	Pass	5.3	-7.59	-7.66	-5.15	8.00
802.11ax HEW20_Nss2,(MCS0)_2TX	-	-	-	-	-	-
2412MHz	Pass	2.94	-7.62	-8.43	-6.55	8.00
2437MHz	Pass	2.94	-5.63	-5.48	-3.58	8.00
2462MHz	Pass	2.94	-7.89	-8.00	-6.34	8.00

DG = Directional Gain; RBW = 3kHz;
 PD = trace bin-by-bin of each transmits port summing can be performed maximum power density; Port X = Port X Power Density;

802.11b_Nss1,(1Mbps)_2TX

PSD

2412MHz

30/12/2021

CF
2.412GHz

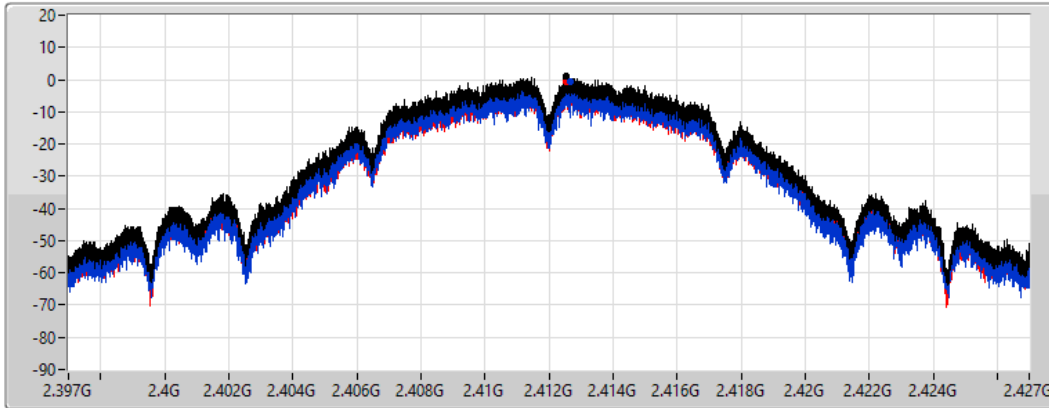
Span
30MHz


RBW
3kHz


VBW
10kHz


Sweep Time
4.424357ms

Detector Type
Peak



Sum 

Port 1 

Port 2 

Sum	PD	Port 1	Port 2
(dBm/RBW)	(dBm/RBW)	(dBm/RBW)	(dBm/RBW)
0.90	0.90	-0.73	-0.51

802.11b_Nss1,(1Mbps)_2TX

PSD

2437MHz

05/01/2022

CF
2.437GHz

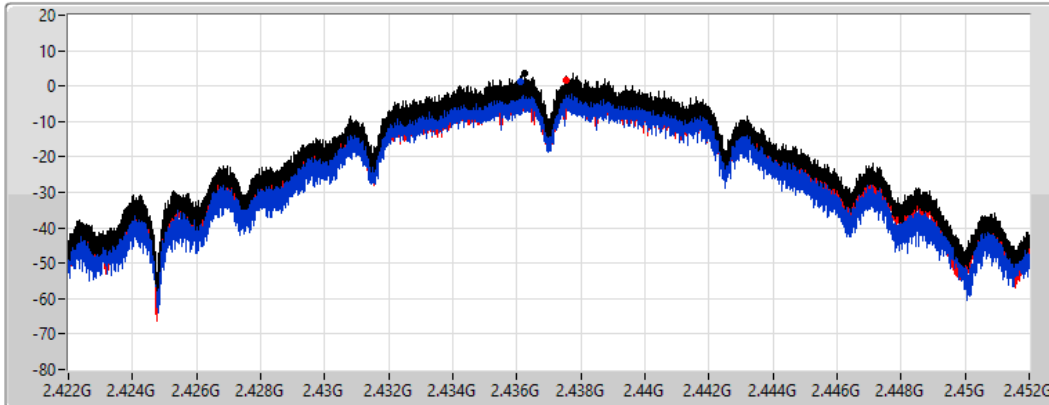
Span
30MHz


RBW
3kHz


VBW
10kHz


Sweep Time
4.424357ms

Detector Type
Peak



Sum 

Port 1 

Port 2 

Sum	PD	Port 1	Port 2
(dBm/RBW)	(dBm/RBW)	(dBm/RBW)	(dBm/RBW)
3.55	3.55	1.25	1.64

802.11b_Nss1,(1Mbps)_2TX

PSD

2462MHz

30/12/2021

CF
2.462GHz

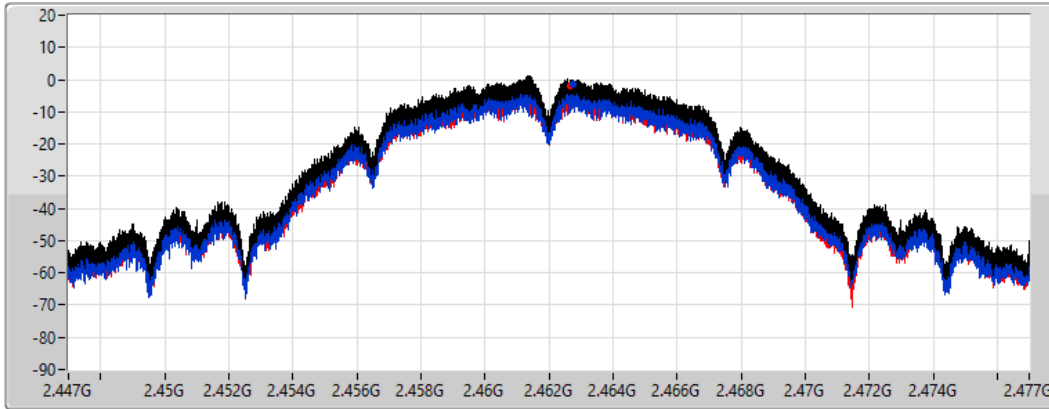
Span
30MHz


RBW
3kHz


VBW
10kHz


Sweep Time
4.424357ms

Detector Type
Peak



Sum 

Port 1 

Port 2 

Sum	PD	Port 1	Port 2
(dBm/RBW)	(dBm/RBW)	(dBm/RBW)	(dBm/RBW)
0.24	0.24	-1.33	-1.71

802.11g_Nss1,(6Mbps)_2TX

PSD

2412MHz

30/12/2021

CF
2.412GHz

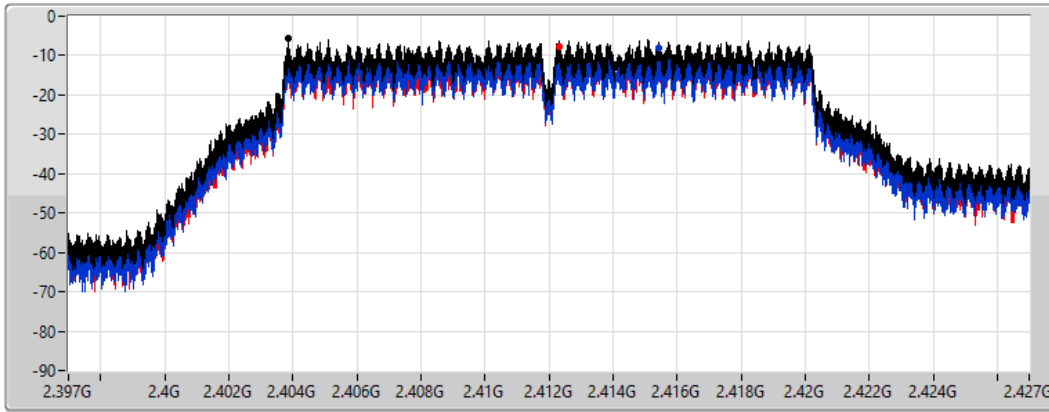
Span
30MHz


RBW
3kHz


VBW
10kHz


Sweep Time
4.424357ms

Detector Type
Peak



Sum 

Port 1 

Port 2 

Sum	PD	Port 1	Port 2
(dBm/RBW)	(dBm/RBW)	(dBm/RBW)	(dBm/RBW)
-5.79	-5.79	-7.96	-7.66

802.11g_Nss1,(6Mbps)_2TX

PSD

2437MHz

30/12/2021

CF
2.437GHz

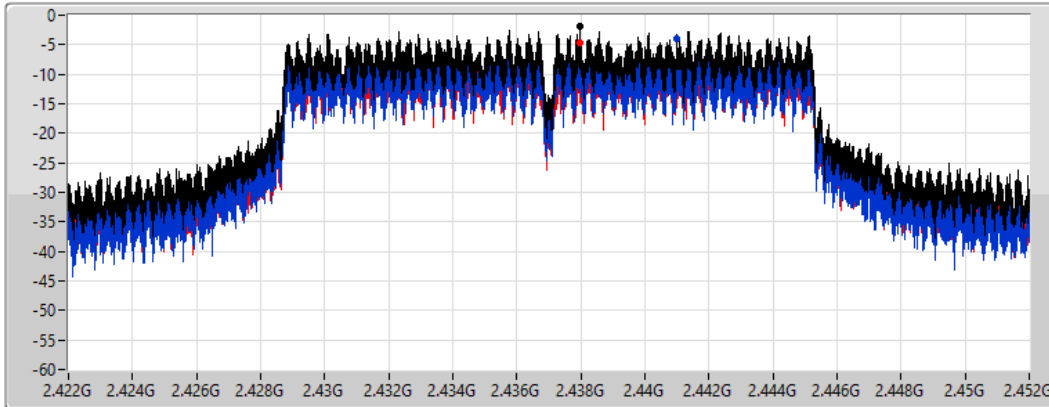
Span
30MHz

RBW
3kHz

VBW
10kHz

Sweep Time
4.424357ms

Detector Type
Peak



Sum

Port 1

Port 2

Sum	PD	Port 1	Port 2
(dBm/RBW)	(dBm/RBW)	(dBm/RBW)	(dBm/RBW)
-1.85	-1.85	-4.07	-4.62

802.11g_Nss1,(6Mbps)_2TX

PSD

2462MHz

30/12/2021

CF
2.462GHz

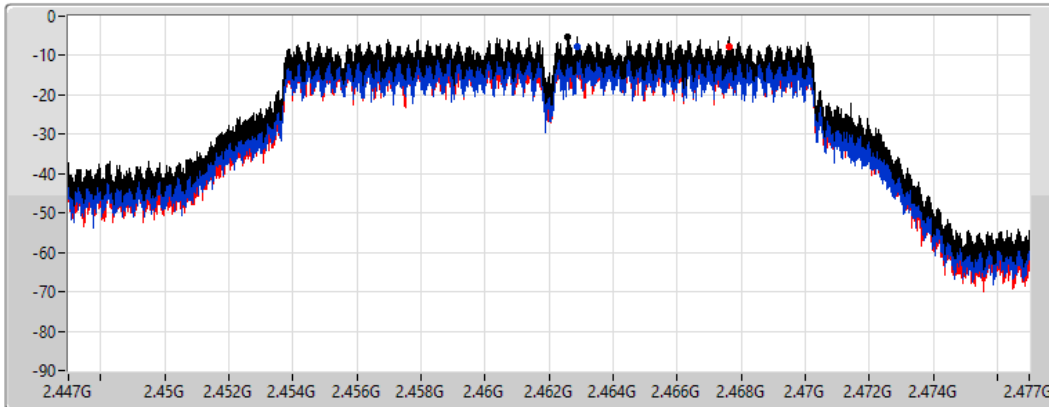
Span
30MHz

RBW
3kHz

VBW
10kHz

Sweep Time
4.424357ms

Detector Type
Peak



Sum

Port 1

Port 2

Sum	PD	Port 1	Port 2
(dBm/RBW)	(dBm/RBW)	(dBm/RBW)	(dBm/RBW)
-5.15	-5.15	-7.59	-7.66

802.11ax HEW20_Nss2,(MCS0)_2TX

PSD

2412MHz

30/12/2021

CF
2.412GHz

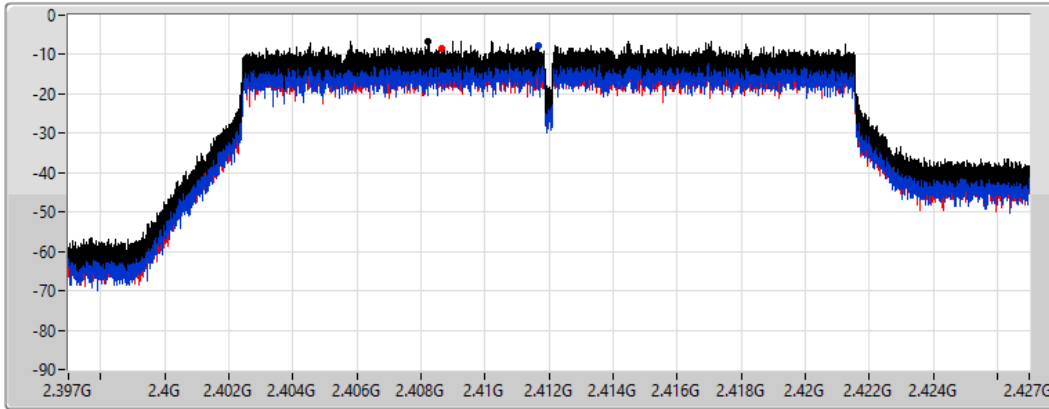
Span
30MHz


RBW
3kHz


VBW
10kHz


Sweep Time
4.424357ms

Detector Type
Peak



Sum 

Port 1 

Port 2 

Sum	PD	Port 1	Port 2
(dBm/RBW)	(dBm/RBW)	(dBm/RBW)	(dBm/RBW)
-6.55	-6.55	-7.62	-8.43

802.11ax HEW20_Nss2,(MCS0)_2TX

PSD

2437MHz

30/12/2021

CF
2.437GHz

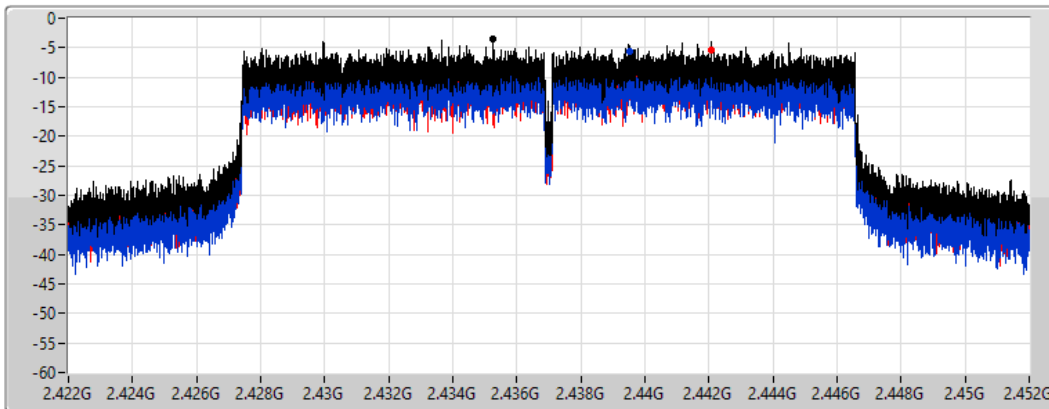
Span
30MHz


RBW
3kHz


VBW
10kHz


Sweep Time
4.424357ms

Detector Type
Peak



Sum 

Port 1 

Port 2 

Sum	PD	Port 1	Port 2
(dBm/RBW)	(dBm/RBW)	(dBm/RBW)	(dBm/RBW)
-3.58	-3.58	-5.63	-5.48

802.11ax HEW20_Nss2,(MCS0)_2TX

PSD

2462MHz

30/12/2021

CF
2.462GHz

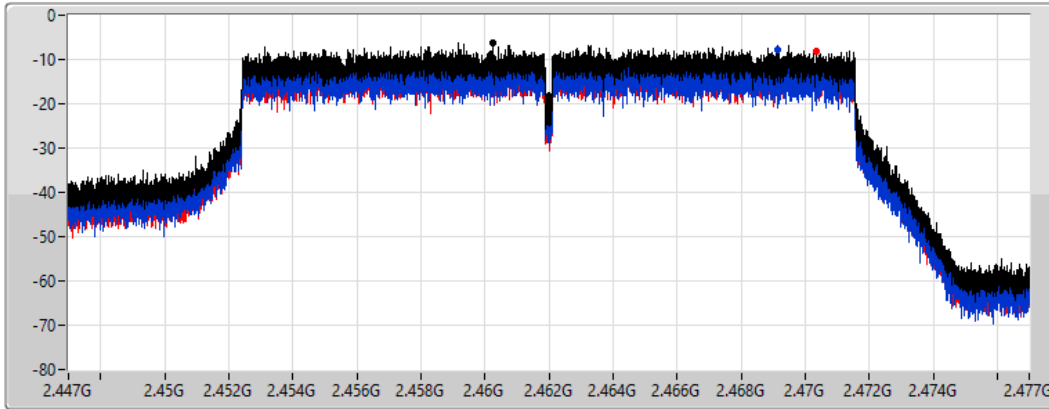
Span
30MHz


RBW
3kHz


VBW
10kHz


Sweep Time
4.424357ms

Detector Type
Peak



Sum 

Port 1 

Port 2 

Sum	PD	Port 1	Port 2
(dBm/RBW)	(dBm/RBW)	(dBm/RBW)	(dBm/RBW)
-6.34	-6.34	-7.89	-8.00



For 4T1S
Summary

Mode	PD (dBm/RBW)
2.4-2.4835GHz	-
802.11b_Nss1,(1Mbps)_4TX	4.42
802.11g_Nss1,(6Mbps)_4TX	0.48
802.11ax HEW20_Nss1,(MCS0)_4TX	-2.68

RBW = 3kHz;

Result

Mode	Result	DG (dBi)	Port 1 (dBm/RBW)	Port 2 (dBm/RBW)	Port 3 (dBm/RBW)	Port 4 (dBm/RBW)	PD (dBm/RBW)	PD Limit (dBm/RBW)
802.11b_Nss1,(1Mbps)_4TX	-	-	-	-	-	-	-	-
2412MHz	Pass	6.77	-0.55	-1.44	-1.35	-0.78	2.81	7.23
2437MHz	Pass	6.77	-0.23	1.22	-0.56	-0.06	4.42	7.23
2462MHz	Pass	6.77	-1.13	-1.67	-0.66	-1.64	2.61	7.23
802.11g_Nss1,(6Mbps)_4TX	-	-	-	-	-	-	-	-
2412MHz	Pass	6.77	-8.57	-8.68	-8.89	-9.11	-5.21	7.23
2437MHz	Pass	6.77	-4.63	-4.46	-4.34	-4.11	0.48	7.23
2462MHz	Pass	6.77	-7.35	-5.79	-6.89	-7.21	-2.49	7.23
802.11ax HEW20_Nss1,(MCS0)_4TX	-	-	-	-	-	-	-	-
2412MHz	Pass	6.77	-9.09	-9.44	-8.29	-9.06	-5.09	7.23
2437MHz	Pass	6.77	-6.94	-5.83	-5.69	-6.90	-2.68	7.23
2462MHz	Pass	6.77	-9.74	-8.73	-7.71	-7.61	-3.56	7.23

DG = Directional Gain; RBW = 3kHz;
 PD = trace bin-by-bin of each transmits port summing can be performed maximum power density; Port X = Port X Power Density;

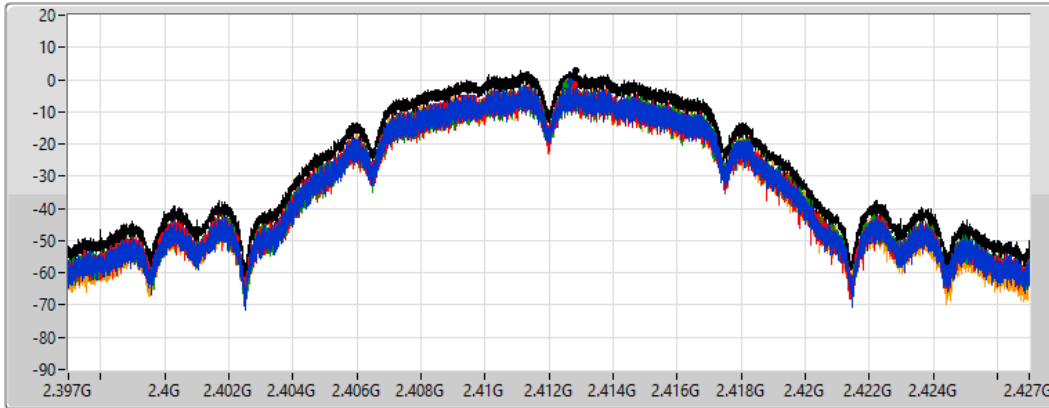
802.11b_Nss1,(1Mbps)_4TX

PSD

2412MHz

30/12/2021

CF
2.412GHz
Span
30MHz
RBW
3kHz
VBW
10kHz
Sweep Time
4.424357ms
Detector Type
Peak



Sum
Port 1
Port 2
Port 3
Port 4

Sum	PD	Port 1	Port 2	Port 3	Port 4
(dBm/RBW)	(dBm/RBW)	(dBm/RBW)	(dBm/RBW)	(dBm/RBW)	(dBm/RBW)
2.81	2.81	-0.55	-1.44	-1.35	-0.78

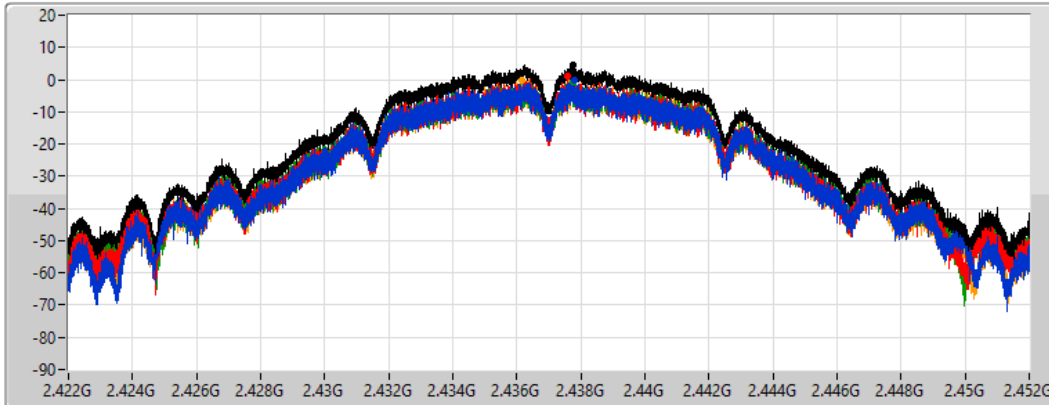
802.11b_Nss1,(1Mbps)_4TX

PSD

2437MHz

30/12/2021

CF
2.437GHz
Span
30MHz
RBW
3kHz
VBW
10kHz
Sweep Time
4.424357ms
Detector Type
Peak



Sum
Port 1
Port 2
Port 3
Port 4

Sum	PD	Port 1	Port 2	Port 3	Port 4
(dBm/RBW)	(dBm/RBW)	(dBm/RBW)	(dBm/RBW)	(dBm/RBW)	(dBm/RBW)
4.42	4.42	-0.23	1.22	-0.56	-0.06

802.11b_Nss1,(1Mbps)_4TX

PSD

2462MHz

30/12/2021

CF
2.462GHz

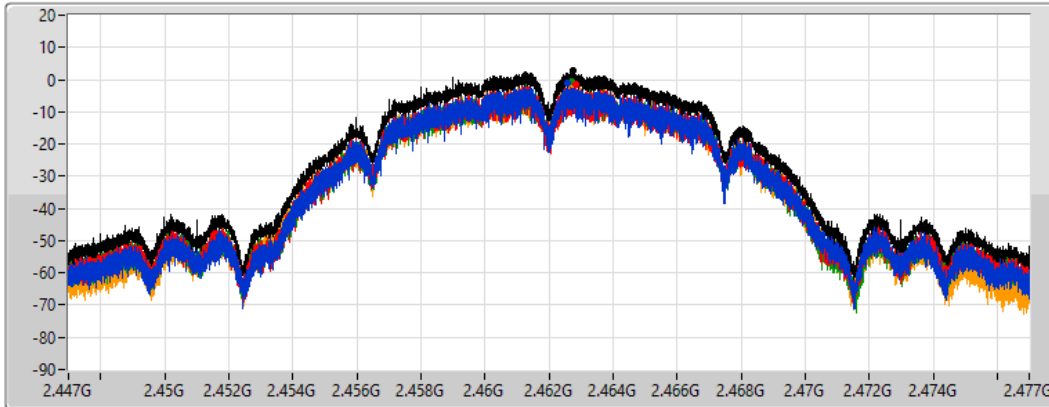
Span
30MHz


RBW
3kHz


VBW
10kHz


Sweep Time
4.424357ms


Detector Type
Peak




Sum 

Port 1 

Port 2 

Port 3 

Port 4 

Sum	PD	Port 1	Port 2	Port 3	Port 4
(dBm/RBW)	(dBm/RBW)	(dBm/RBW)	(dBm/RBW)	(dBm/RBW)	(dBm/RBW)
2.61	2.61	-1.13	-1.67	-0.66	-1.64

802.11g_Nss1,(6Mbps)_4TX

PSD

2412MHz

30/12/2021

CF
2.412GHz

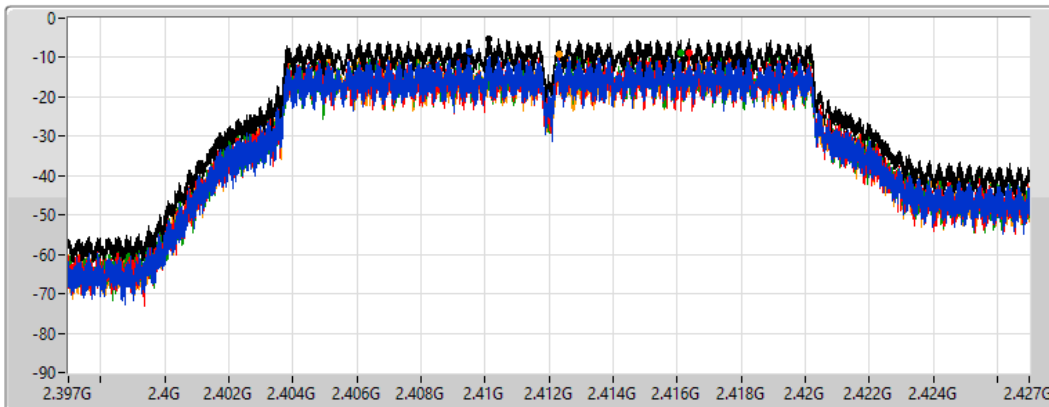
Span
30MHz


RBW
3kHz


VBW
10kHz


Sweep Time
4.424357ms


Detector Type
Peak




Sum 

Port 1 

Port 2 

Port 3 

Port 4 

Sum	PD	Port 1	Port 2	Port 3	Port 4
(dBm/RBW)	(dBm/RBW)	(dBm/RBW)	(dBm/RBW)	(dBm/RBW)	(dBm/RBW)
-5.21	-5.21	-8.57	-8.68	-8.89	-9.11

802.11g_Nss1,(6Mbps)_4TX

PSD

2437MHz

30/12/2021

CF
2.437GHz

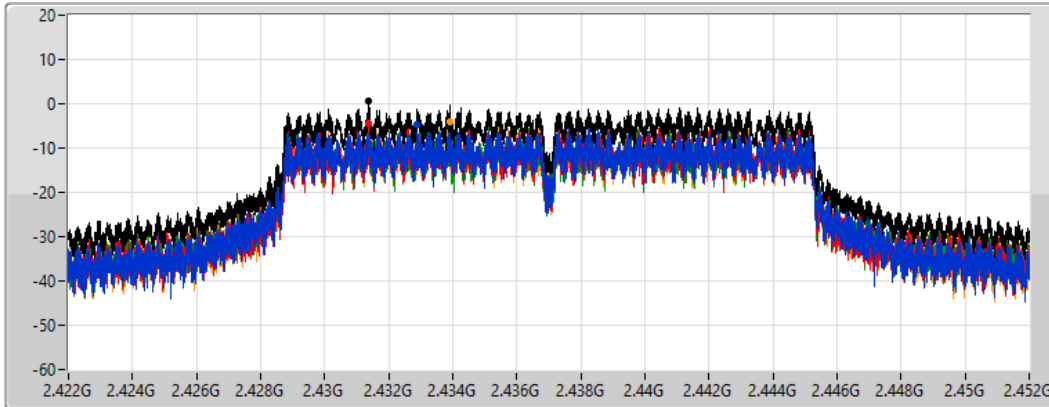
Span
30MHz


RBW
3kHz


VBW
10kHz


Sweep Time
4.424357ms


Detector Type
Peak




Sum 

Port 1 

Port 2 

Port 3 

Port 4 

Sum	PD	Port 1	Port 2	Port 3	Port 4
(dBm/RBW)	(dBm/RBW)	(dBm/RBW)	(dBm/RBW)	(dBm/RBW)	(dBm/RBW)
0.48	0.48	-4.63	-4.46	-4.34	-4.11

802.11g_Nss1,(6Mbps)_4TX

PSD

2462MHz

30/12/2021

CF
2.462GHz

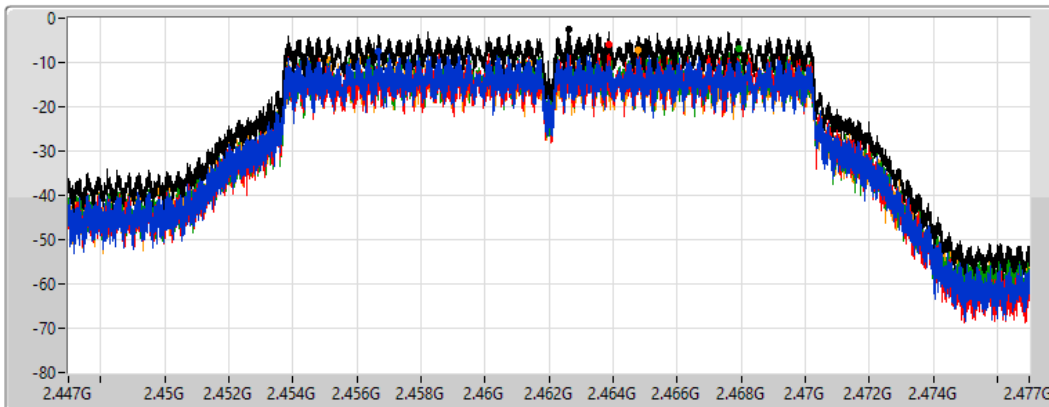
Span
30MHz


RBW
3kHz


VBW
10kHz


Sweep Time
4.424357ms


Detector Type
Peak




Sum 

Port 1 

Port 2 

Port 3 

Port 4 

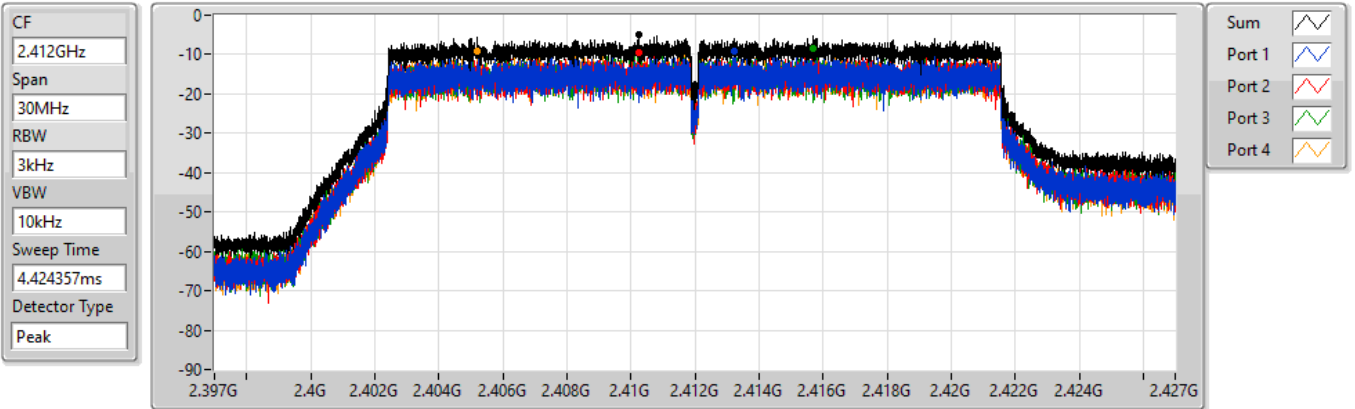
Sum	PD	Port 1	Port 2	Port 3	Port 4
(dBm/RBW)	(dBm/RBW)	(dBm/RBW)	(dBm/RBW)	(dBm/RBW)	(dBm/RBW)
-2.49	-2.49	-7.35	-5.79	-6.89	-7.21

802.11ax HEW20_Nss1,(MCS0)_4TX

PSD

2412MHz

30/12/2021



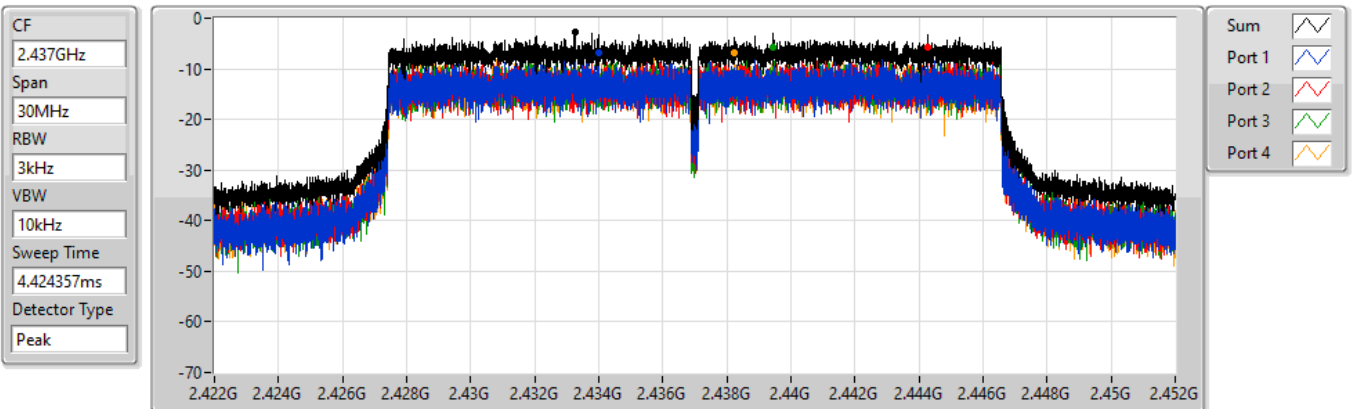
Sum	PD	Port 1	Port 2	Port 3	Port 4
(dBm/RBW)	(dBm/RBW)	(dBm/RBW)	(dBm/RBW)	(dBm/RBW)	(dBm/RBW)
-5.09	-5.09	-9.09	-9.44	-8.29	-9.06

802.11ax HEW20_Nss1,(MCS0)_4TX

PSD

2437MHz

30/12/2021



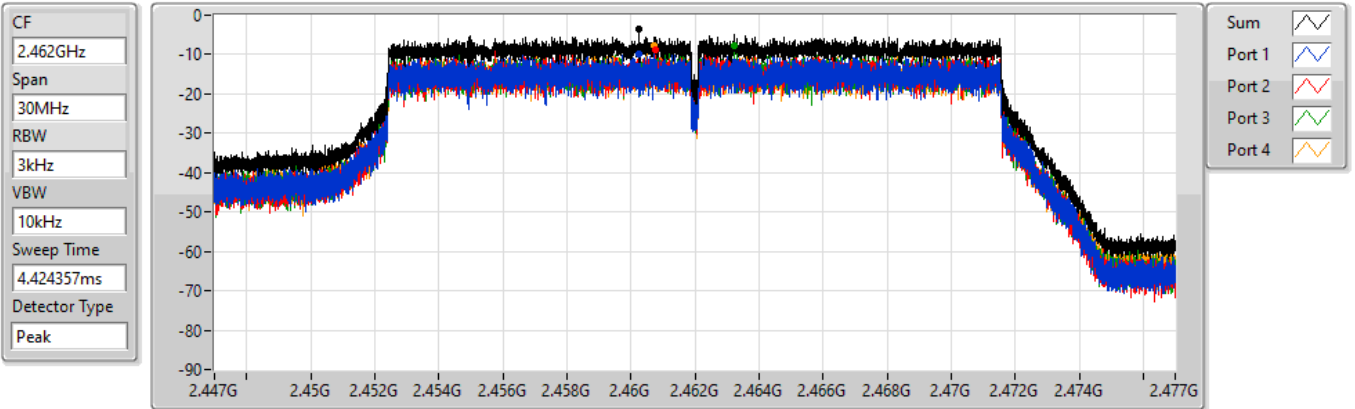
Sum	PD	Port 1	Port 2	Port 3	Port 4
(dBm/RBW)	(dBm/RBW)	(dBm/RBW)	(dBm/RBW)	(dBm/RBW)	(dBm/RBW)
-2.68	-2.68	-6.94	-5.83	-5.69	-6.90

802.11ax HEW20_Nss1,(MCS0)_4TX

PSD

2462MHz

30/12/2021



Sum	PD	Port 1	Port 2	Port 3	Port 4
(dBm/RBW)	(dBm/RBW)	(dBm/RBW)	(dBm/RBW)	(dBm/RBW)	(dBm/RBW)
-3.56	-3.56	-9.74	-8.73	-7.71	-7.61



For 4T4S
Summary

Mode	PD (dBm/RBW)
2.4-2.4835GHz	-
802.11ax HEW20_Nss4,(MCS0)_4TX	-1.25

RBW = 3kHz:

Result

Mode	Result	DG (dBi)	Port 1 (dBm/RBW)	Port 2 (dBm/RBW)	Port 3 (dBm/RBW)	Port 4 (dBm/RBW)	PD (dBm/RBW)	PD Limit (dBm/RBW)
802.11ax HEW20_Nss4,(MCS0)_4TX	-	-	-	-	-	-	-	-
2412MHz	Pass	1.67	-8.13	-7.83	-7.42	-7.02	-4.18	8.00
2437MHz	Pass	1.67	-5.73	-5.58	-4.88	-5.06	-1.25	8.00
2462MHz	Pass	1.67	-8.39	-6.90	-8.11	-8.05	-4.07	8.00

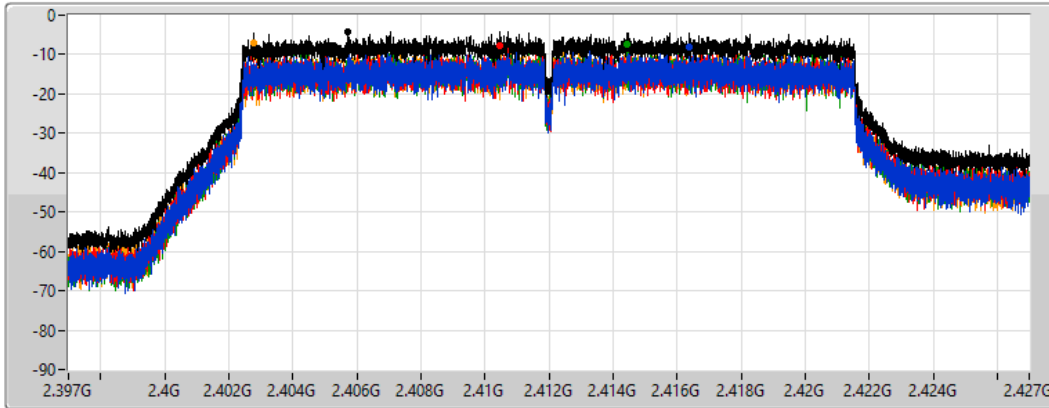
DG = Directional Gain; RBW = 3kHz;
PD = trace bin-by-bin of each transmits port summing can be performed maximum power density; Port X = Port X Power Density;






802.11ax HEW20_Nss4,(MCS0)_4TX
2412MHz

PSD

04/01/2022

CF
2.412GHz
Span
30MHz
RBW
3kHz
VBW
10kHz
Sweep Time
4.424357ms
Detector Type
Peak



Sum 
Port 1 
Port 2 
Port 3 
Port 4 

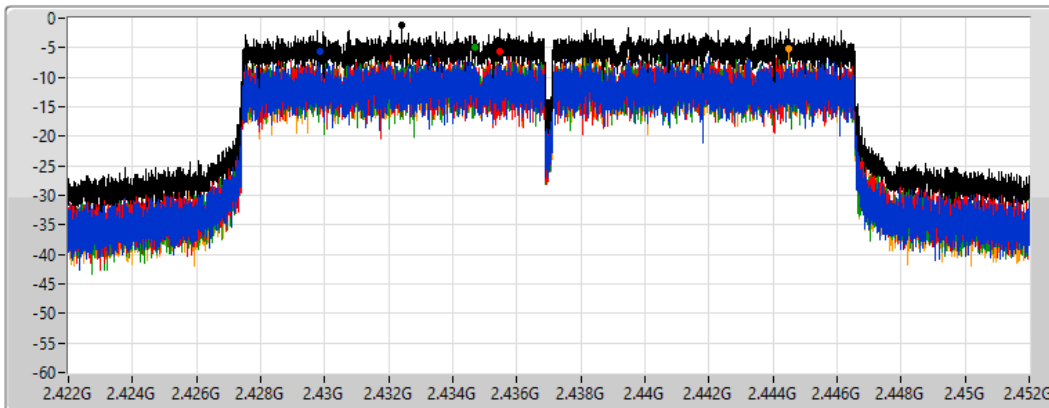
Sum	PD	Port 1	Port 2	Port 3	Port 4
(dBm/RBW)	(dBm/RBW)	(dBm/RBW)	(dBm/RBW)	(dBm/RBW)	(dBm/RBW)
-4.18	-4.18	-8.13	-7.83	-7.42	-7.02






802.11ax HEW20_Nss4,(MCS0)_4TX
2437MHz

PSD

04/01/2022

CF
2.437GHz
Span
30MHz
RBW
3kHz
VBW
10kHz
Sweep Time
4.424357ms
Detector Type
Peak



Sum 
Port 1 
Port 2 
Port 3 
Port 4 

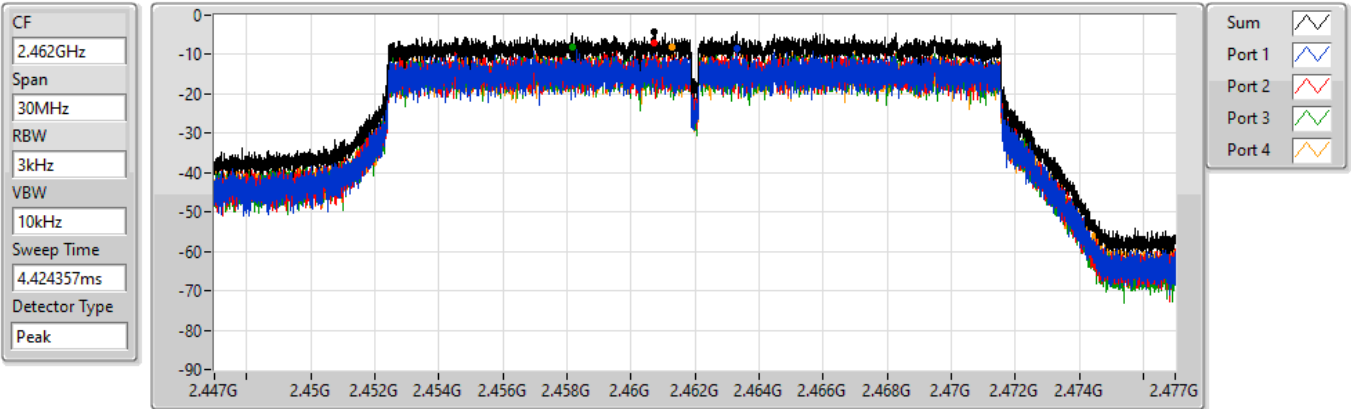
Sum	PD	Port 1	Port 2	Port 3	Port 4
(dBm/RBW)	(dBm/RBW)	(dBm/RBW)	(dBm/RBW)	(dBm/RBW)	(dBm/RBW)
-1.25	-1.25	-5.73	-5.58	-4.88	-5.06

802.11ax HEW20_Nss4,(MCS0)_4TX

PSD

2462MHz

04/01/2022



Sum	PD	Port 1	Port 2	Port 3	Port 4
(dBm/RBW)	(dBm/RBW)	(dBm/RBW)	(dBm/RBW)	(dBm/RBW)	(dBm/RBW)
-4.07	-4.07	-8.39	-6.90	-8.11	-8.05



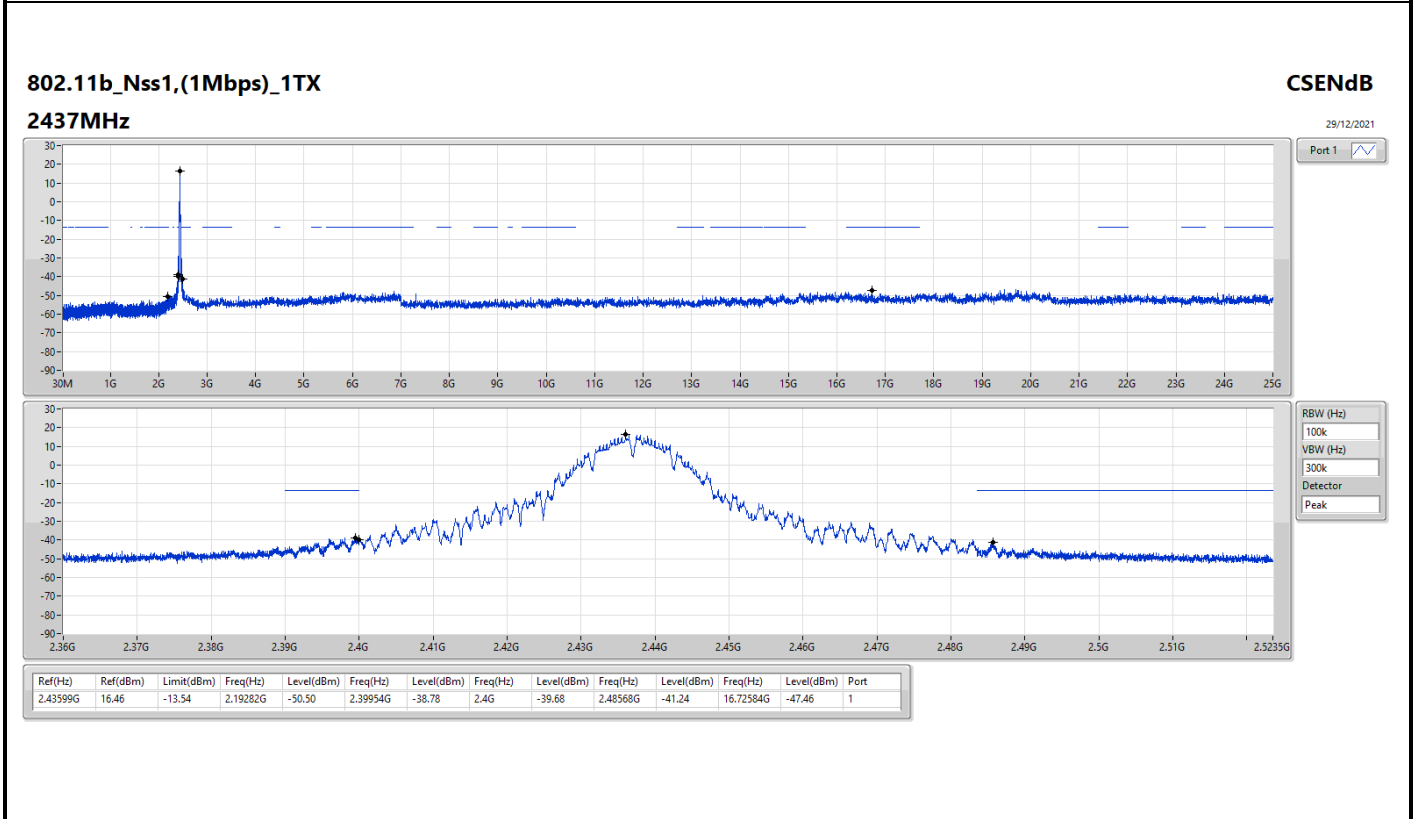
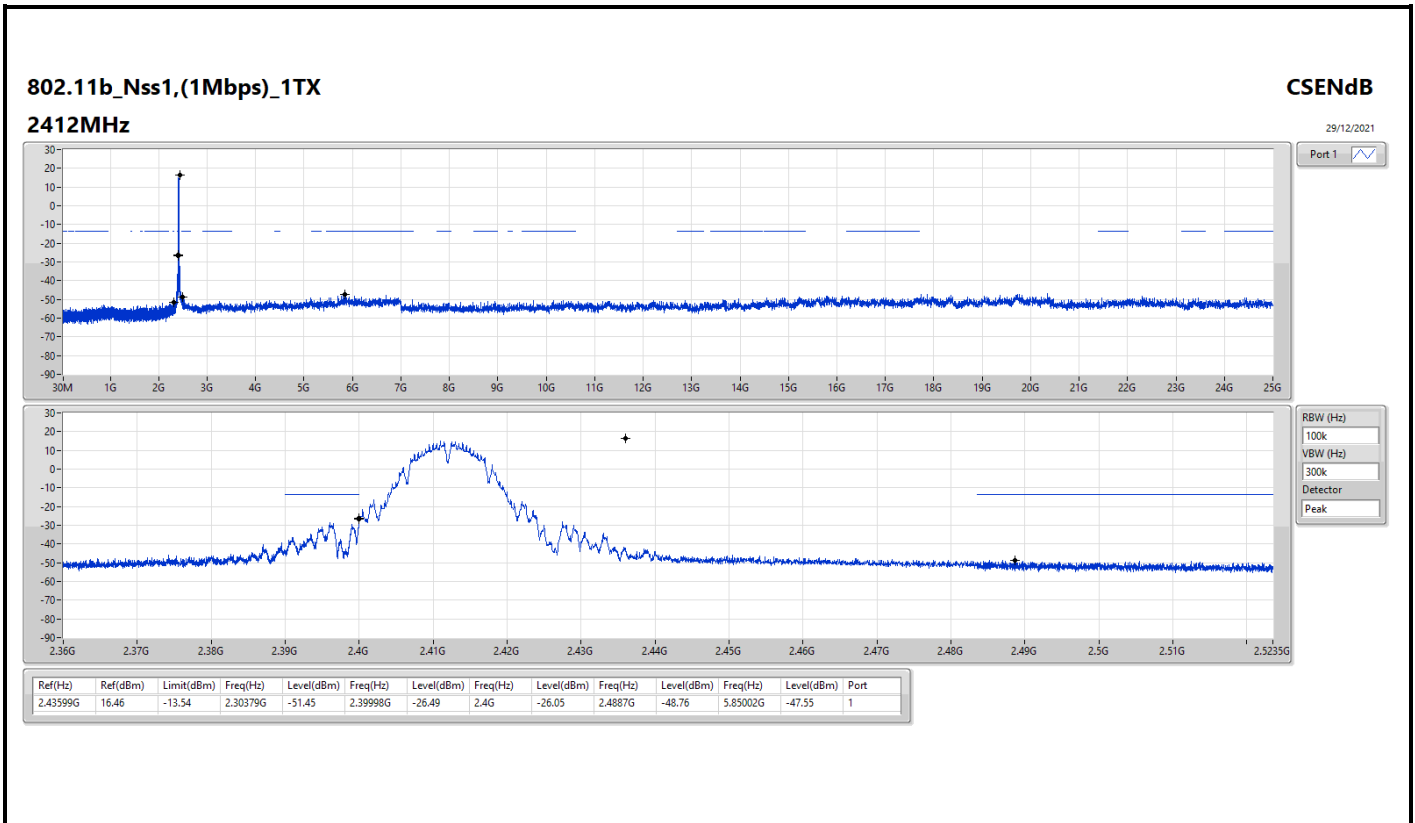
For Radio 1 / 1T1S
Summary

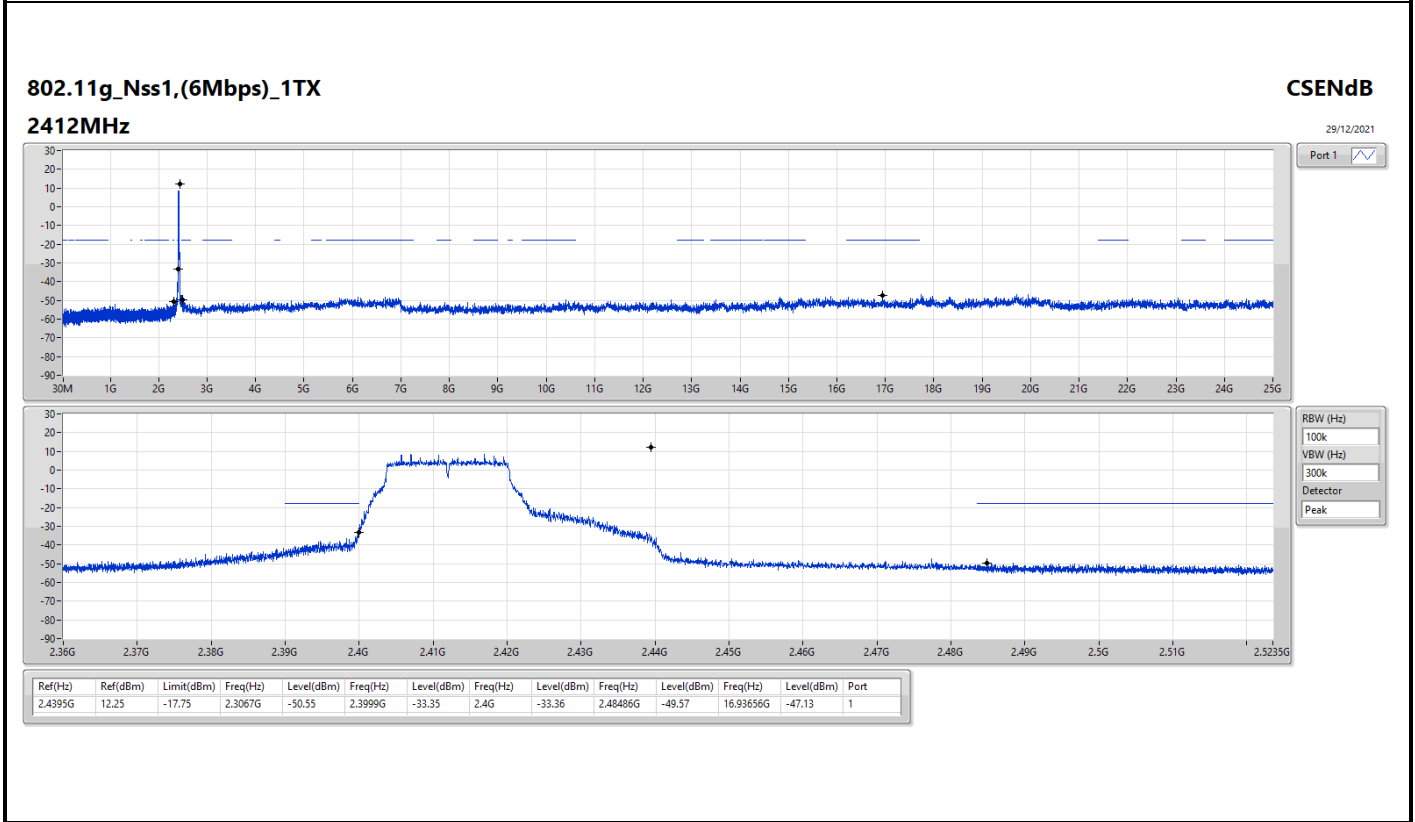
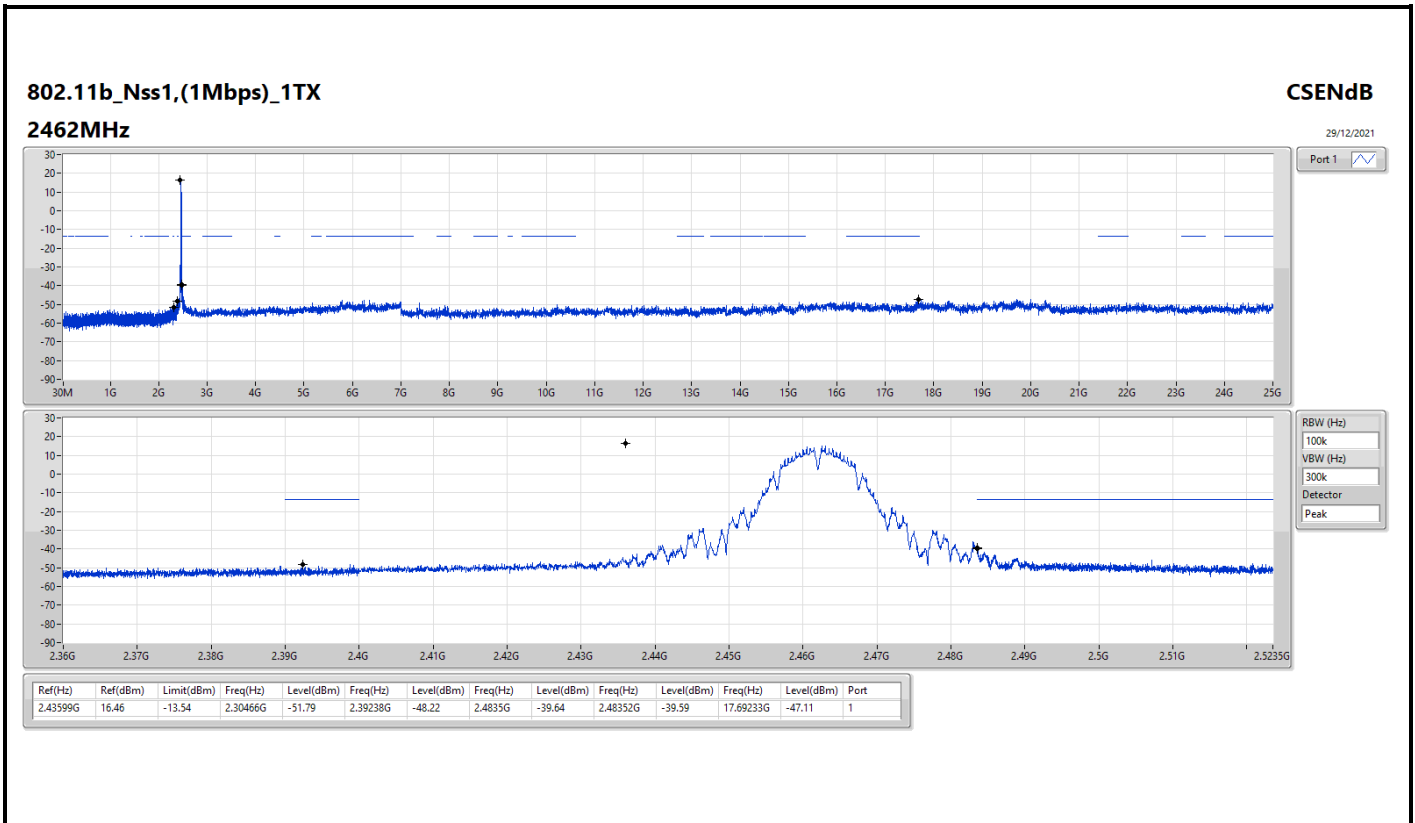
Mode	Result	Ref (Hz)	Ref (dBm)	Limit (dBm)	Freq (Hz)	Level (dBm)	Freq (Hz)	Level (dBm)	Freq (Hz)	Level (dBm)	Freq (Hz)	Level (dBm)	Freq (Hz)	Level (dBm)	Port
2.4-2.4835GHz	-	-	-	-	-	-	-	-	-	-	-	-	-	-	-
802.11b_Nss1,(1Mbps)_1TX	Pass	2.43599G	16.46	-13.54	2.30379G	-51.45	2.39998G	-26.49	2.4G	-26.05	2.4887G	-48.76	5.85002G	-47.55	1
802.11g_Nss1,(6Mbps)_1TX	Pass	2.4395G	12.25	-17.75	2.3067G	-50.55	2.3999G	-33.35	2.4G	-33.36	2.48486G	-49.57	16.93656G	-47.13	1
802.11ax HEW20_Nss1,(MCS0)_1TX	Pass	2.442G	11.20	-18.80	2.30991G	-52.23	2.39848G	-33.48	2.4G	-36.17	2.48358G	-37.72	25G	-47.54	1

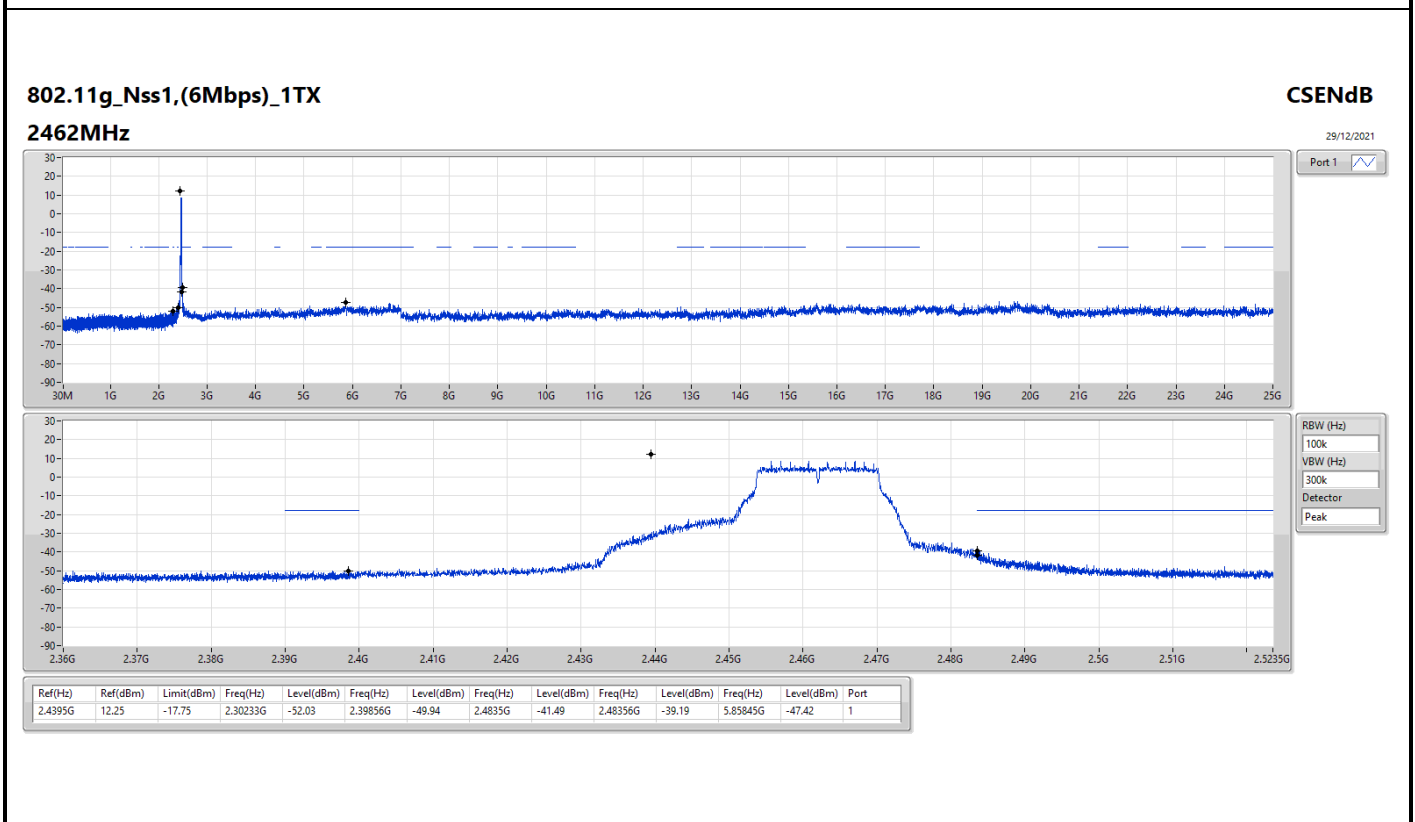
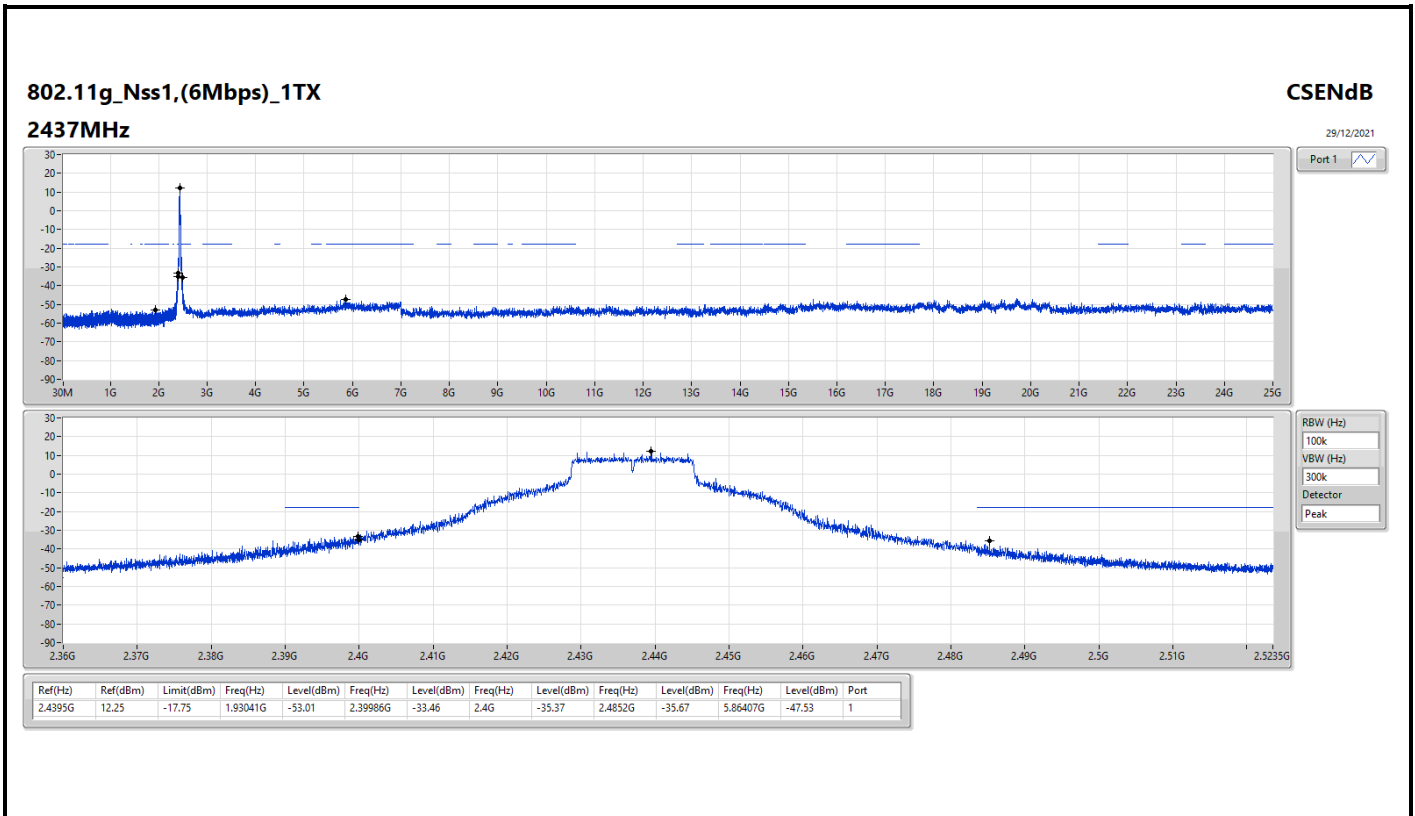


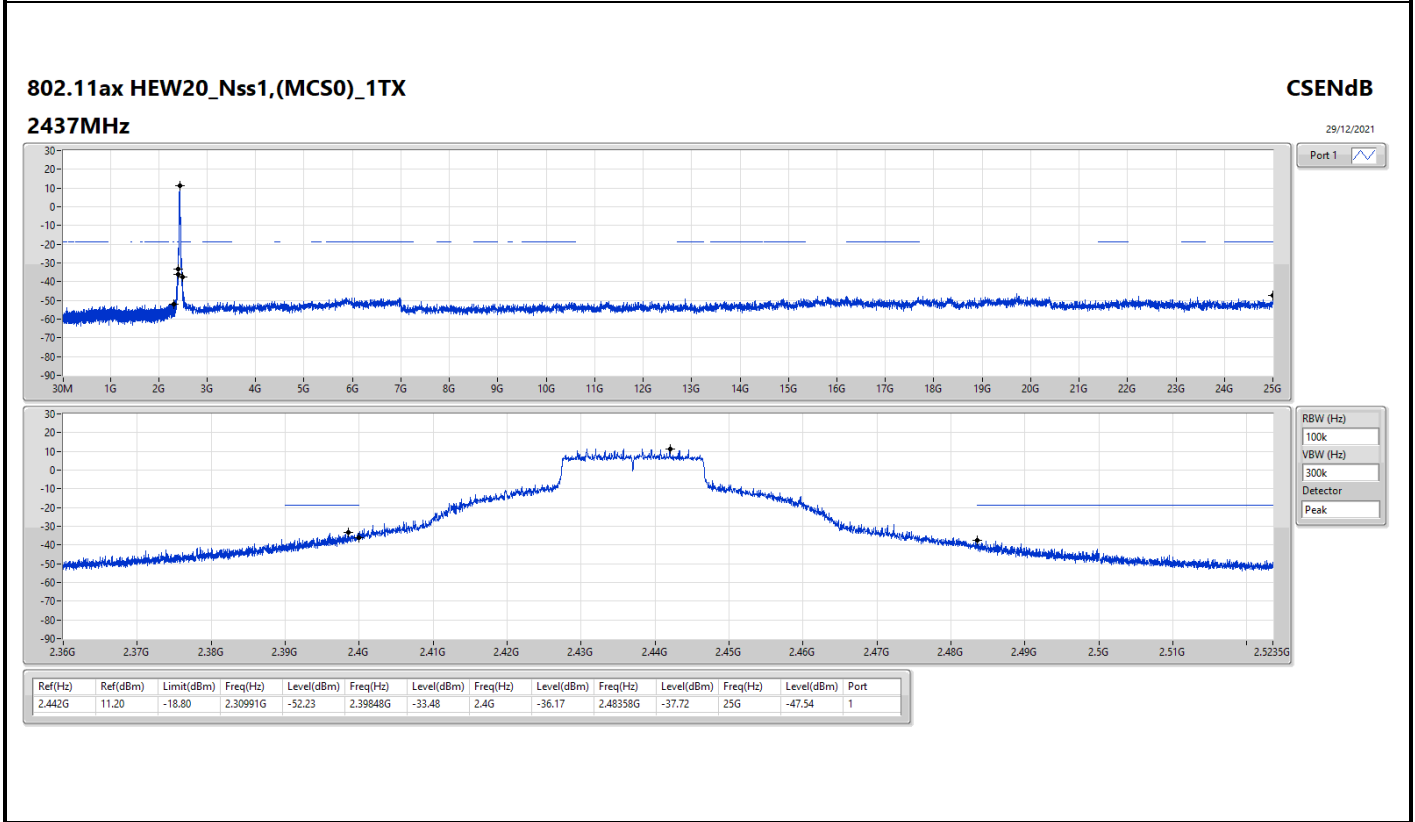
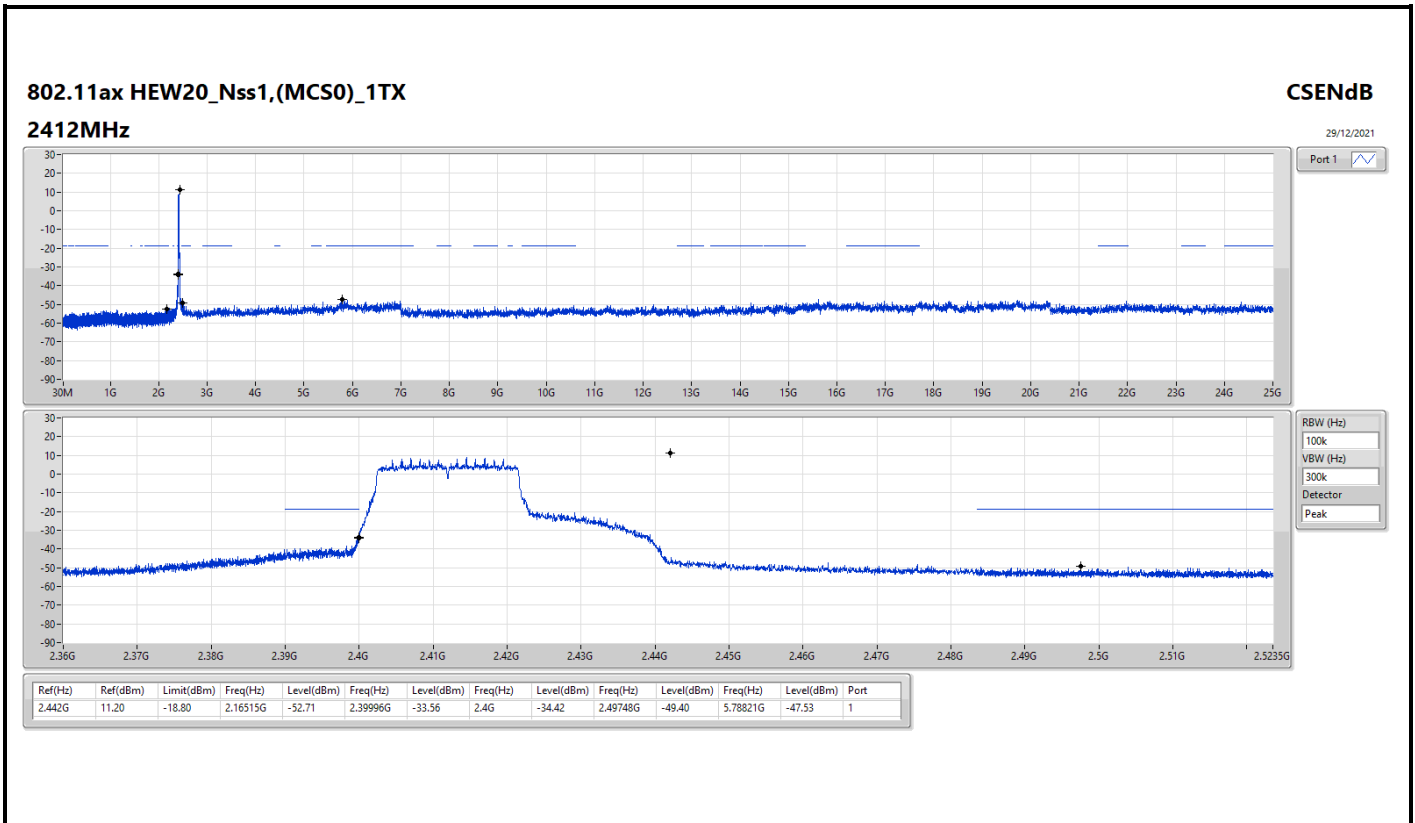
Result

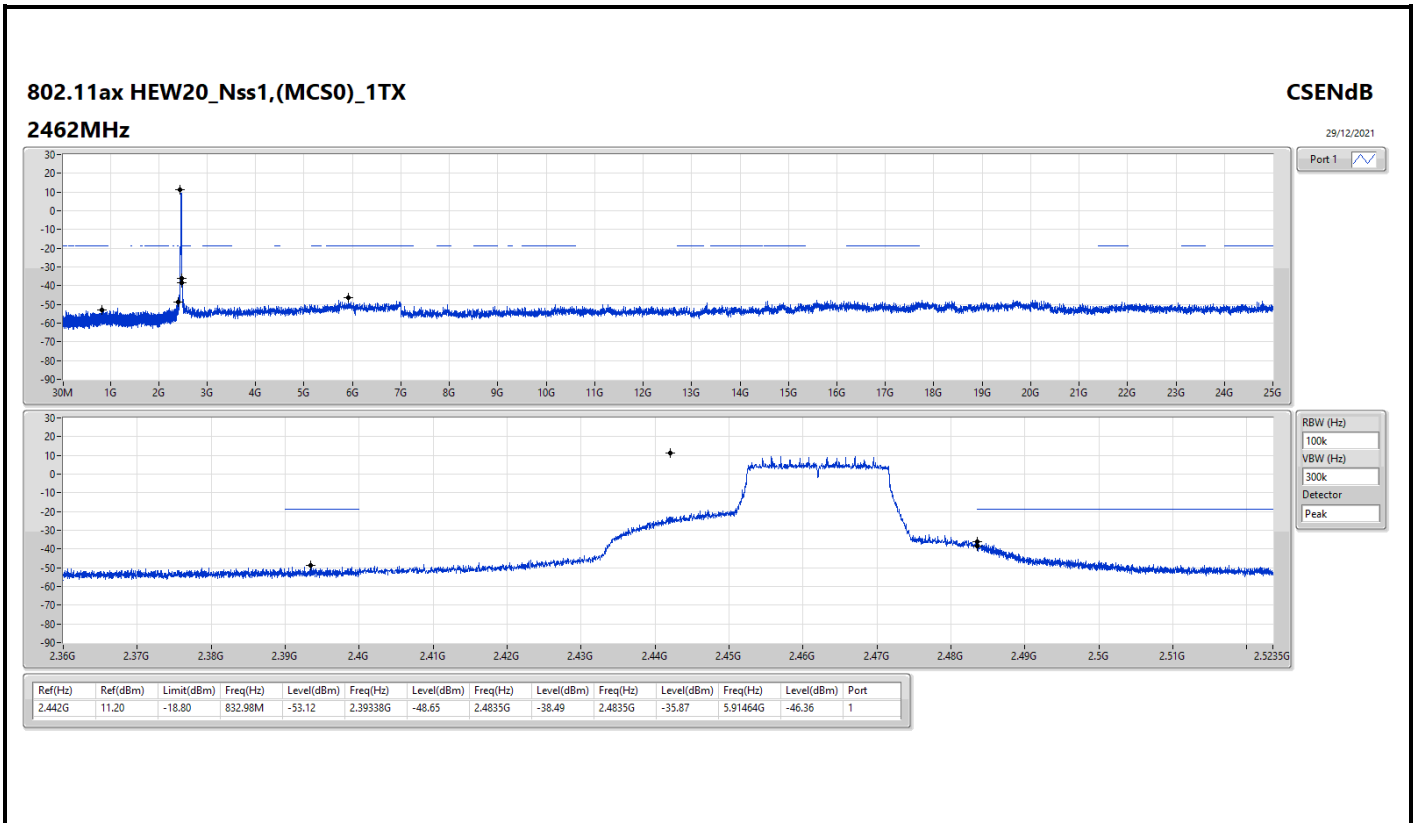
Mode	Result	Ref (Hz)	Ref (dBm)	Limit (dBm)	Freq (Hz)	Level (dBm)	Freq (Hz)	Level (dBm)	Freq (Hz)	Level (dBm)	Freq (Hz)	Level (dBm)	Freq (Hz)	Level (dBm)	Port
802.11b_Nss1,(1Mbps)_1TX	-	-	-	-	-	-	-	-	-	-	-	-	-	-	-
2412MHz	Pass	2.43599G	16.46	-13.54	2.30379G	-51.45	2.39998G	-26.49	2.4G	-26.05	2.4887G	-48.76	5.85002G	-47.55	1
2437MHz	Pass	2.43599G	16.46	-13.54	2.19282G	-50.50	2.39954G	-38.78	2.4G	-39.68	2.48568G	-41.24	16.72584G	-47.46	1
2462MHz	Pass	2.43599G	16.46	-13.54	2.30466G	-51.79	2.39238G	-48.22	2.4835G	-39.64	2.48352G	-39.59	17.69233G	-47.11	1
802.11g_Nss1,(6Mbps)_1TX	-	-	-	-	-	-	-	-	-	-	-	-	-	-	-
2412MHz	Pass	2.4395G	12.25	-17.75	2.3067G	-50.55	2.3999G	-33.35	2.4G	-33.36	2.48486G	-49.57	16.93656G	-47.13	1
2437MHz	Pass	2.4395G	12.25	-17.75	1.93041G	-53.01	2.39986G	-33.46	2.4G	-35.37	2.4852G	-35.67	5.86407G	-47.53	1
2462MHz	Pass	2.4395G	12.25	-17.75	2.30233G	-52.03	2.39856G	-49.94	2.4835G	-41.49	2.48356G	-39.19	5.85845G	-47.42	1
802.11ax HEW20_Nss1,(MCS0)_1TX	-	-	-	-	-	-	-	-	-	-	-	-	-	-	-
2412MHz	Pass	2.442G	11.20	-18.80	2.16515G	-52.71	2.39996G	-33.56	2.4G	-34.42	2.49748G	-49.40	5.78821G	-47.53	1
2437MHz	Pass	2.442G	11.20	-18.80	2.30991G	-52.23	2.39848G	-33.48	2.4G	-36.17	2.48358G	-37.72	25G	-47.54	1
2462MHz	Pass	2.442G	11.20	-18.80	832.98M	-53.12	2.39338G	-48.65	2.4835G	-38.49	2.4835G	-35.87	5.91464G	-46.36	1













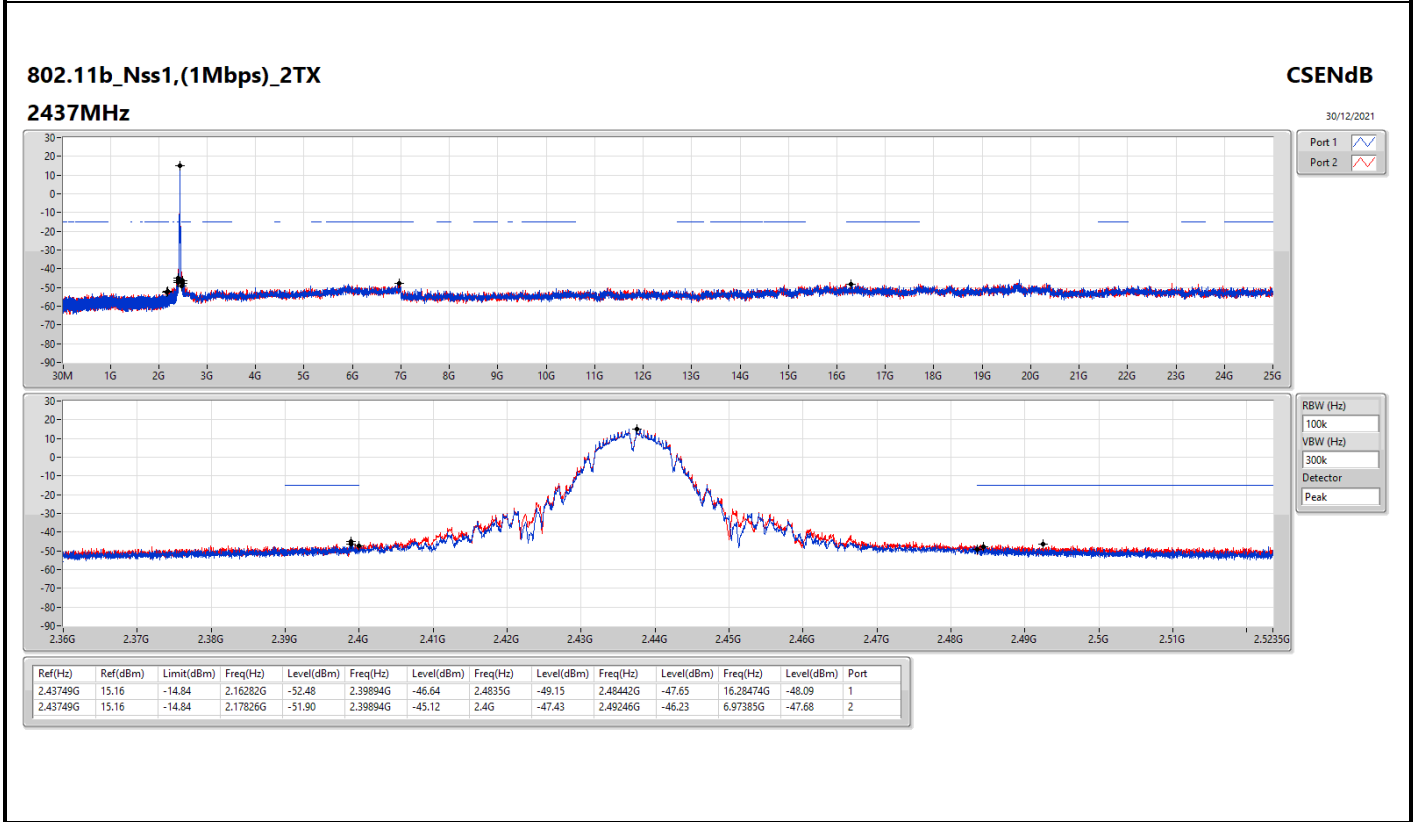
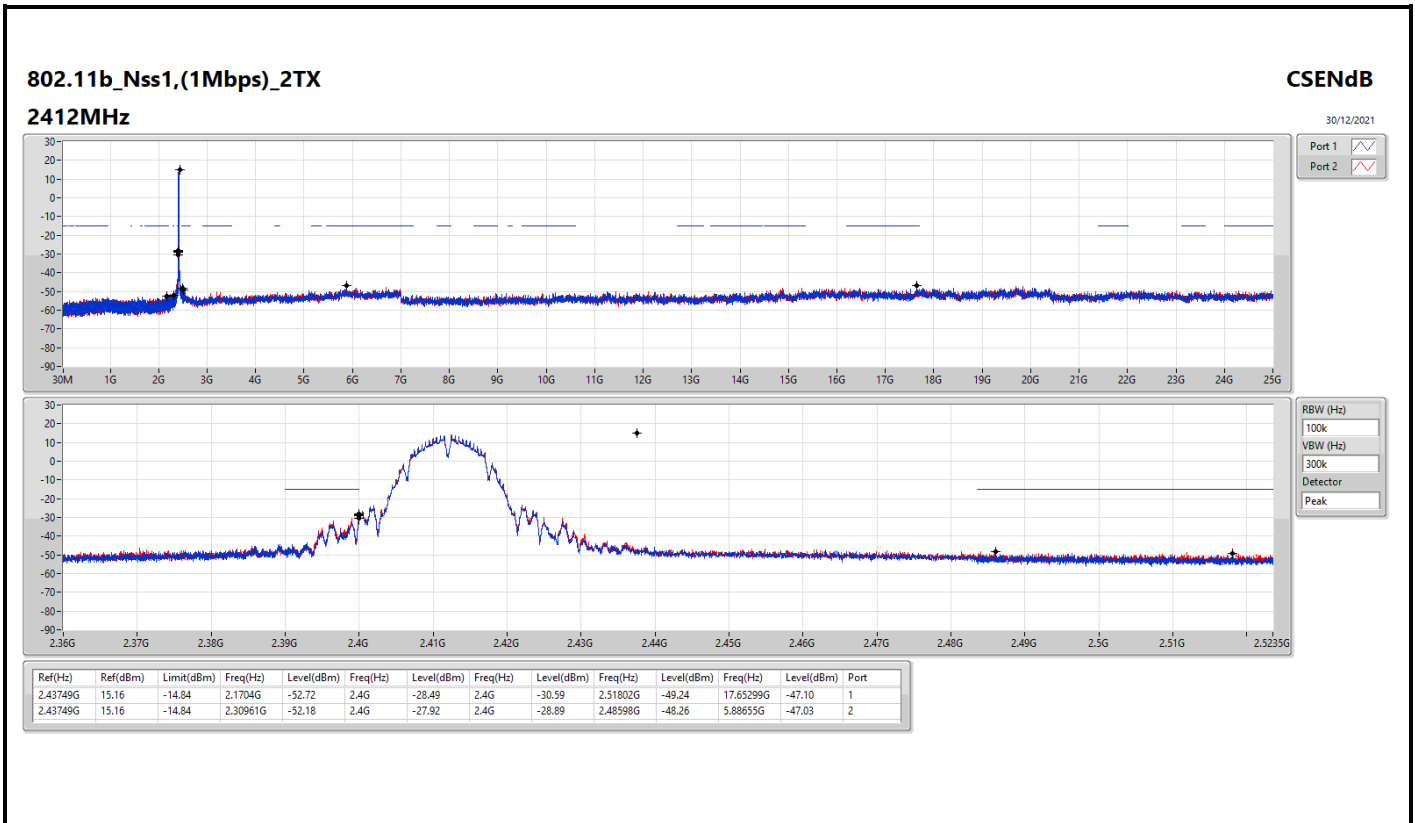
For 2T1S and 2T2S
Summary

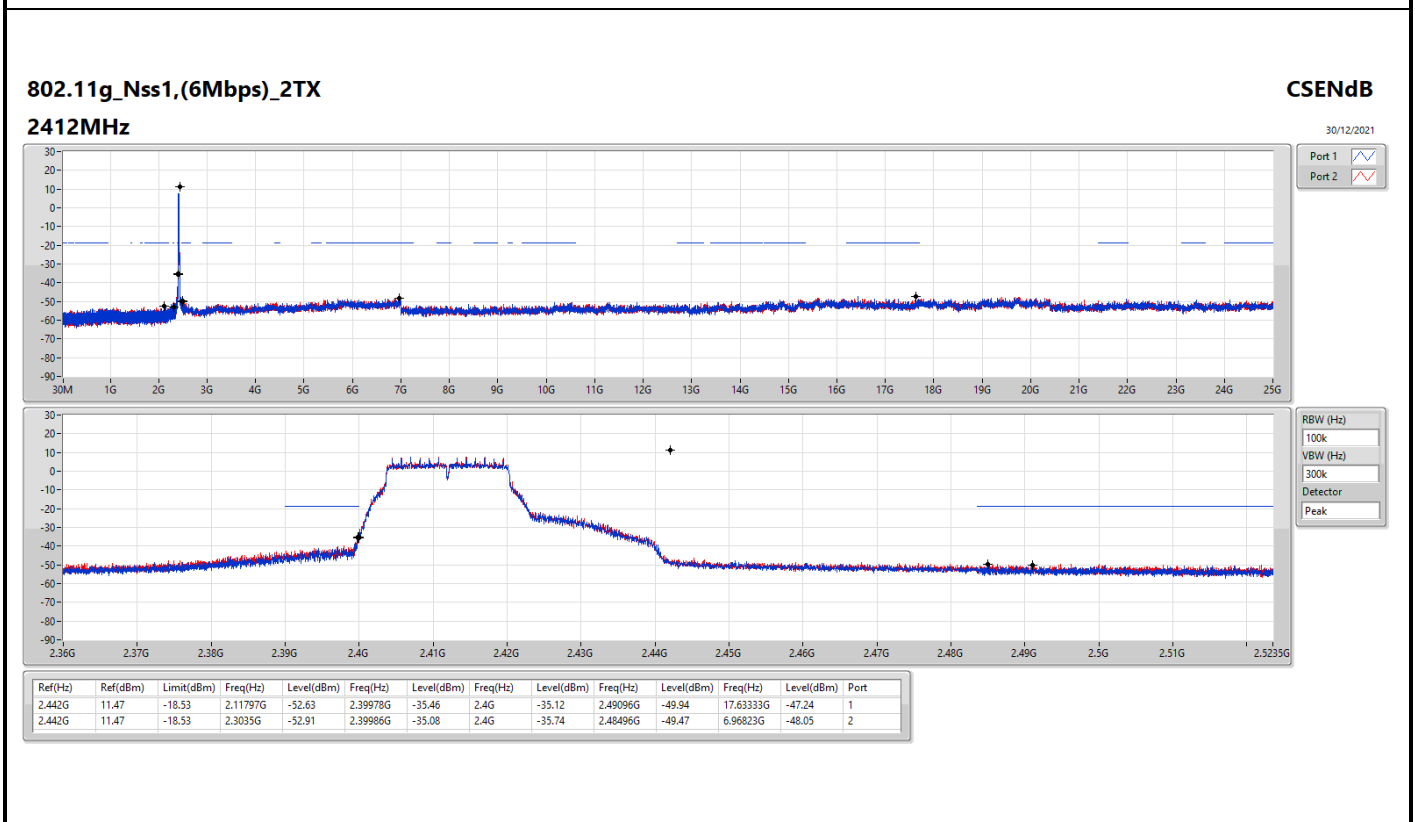
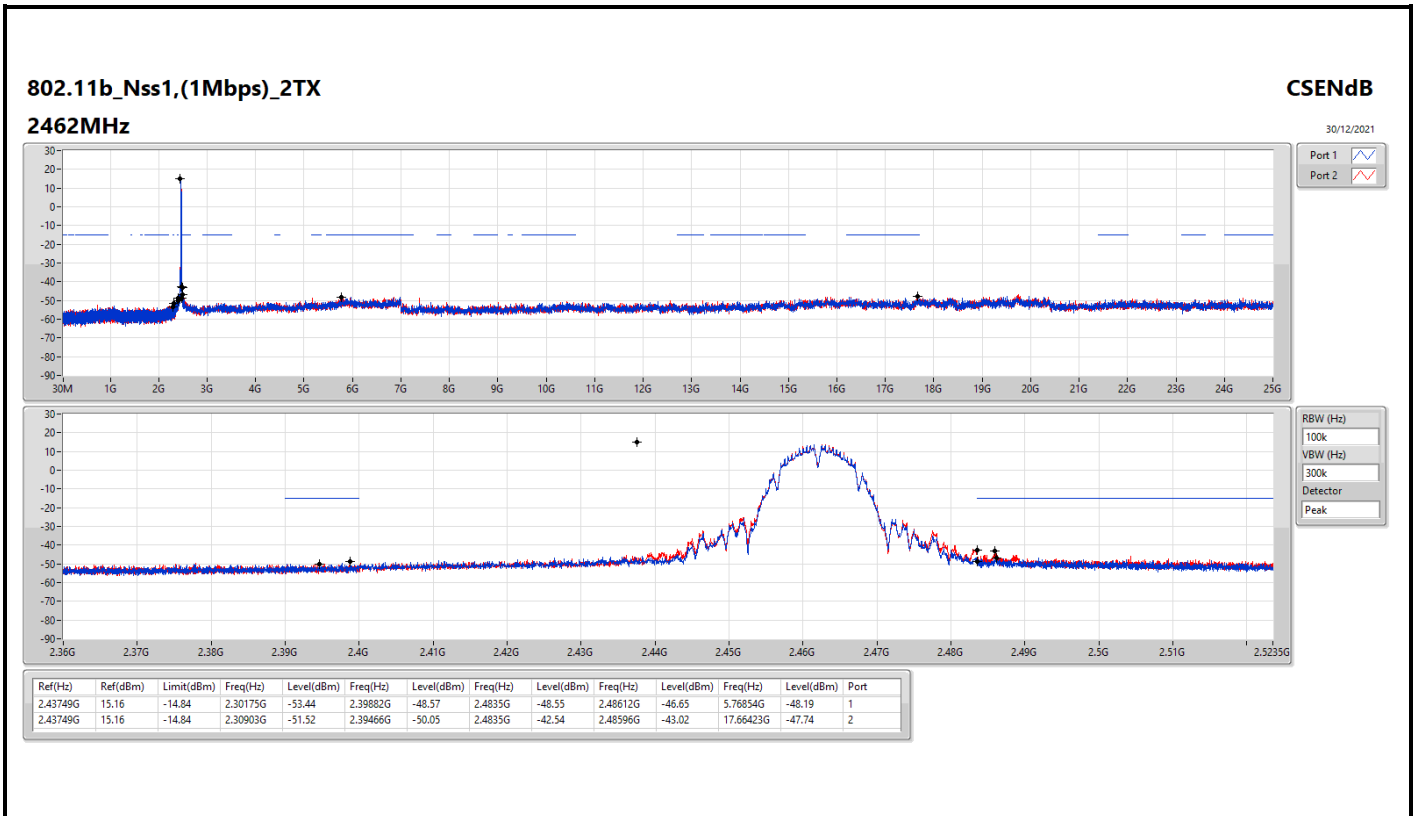
Mode	Result	Ref (Hz)	Ref (dBm)	Limit (dBm)	Freq (Hz)	Level (dBm)	Freq (Hz)	Level (dBm)	Freq (Hz)	Level (dBm)	Freq (Hz)	Level (dBm)	Freq (Hz)	Level (dBm)	Port
2.4-2.4835GHz	-	-	-	-	-	-	-	-	-	-	-	-	-	-	-
802.11b_Nss1,(1Mbps)_2TX	Pass	2.43749G	15.16	-14.84	2.30961G	-52.18	2.4G	-27.92	2.4G	-28.89	2.48598G	-48.26	5.88655G	-47.03	2
802.11g_Nss1,(6Mbps)_2TX	Pass	2.442G	11.47	-18.53	2.30146G	-52.76	2.3983G	-34.99	2.4G	-38.99	2.48384G	-37.23	15.25363G	-48.47	2
802.11ax HEW20_Nss2,(MCS0)_2TX	Pass	2.442G	10.75	-19.25	2.30088G	-51.26	2.39998G	-34.03	2.4G	-37.70	2.48782G	-40.05	6.67041G	-48.03	2

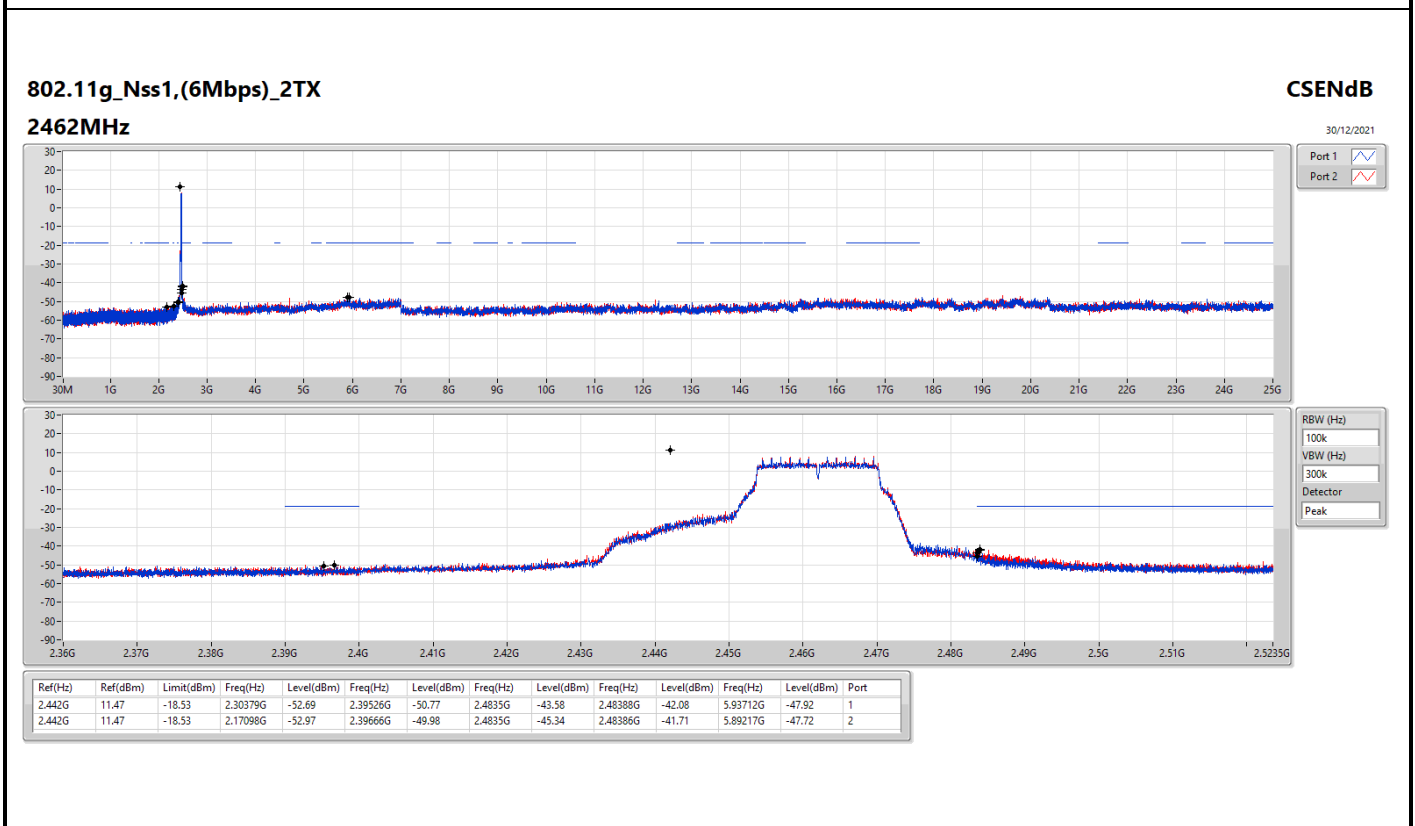
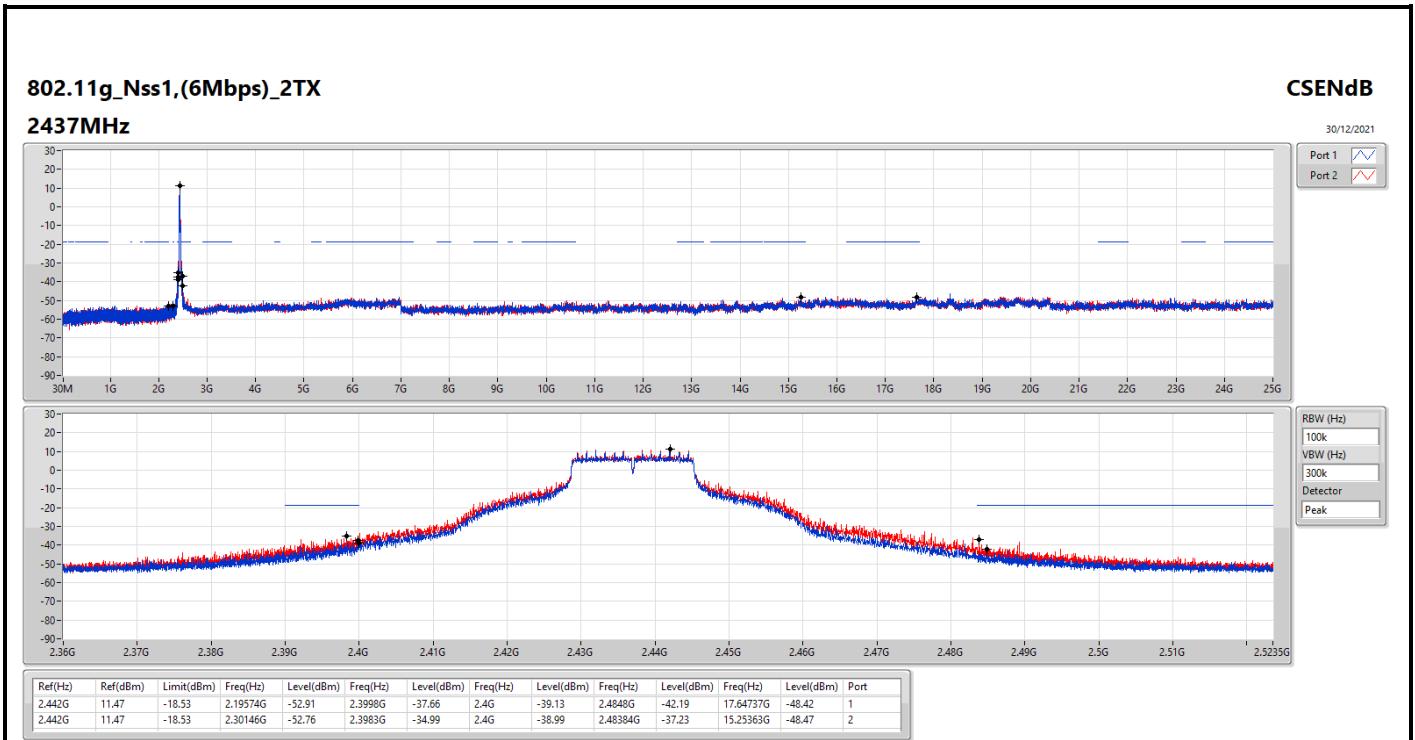


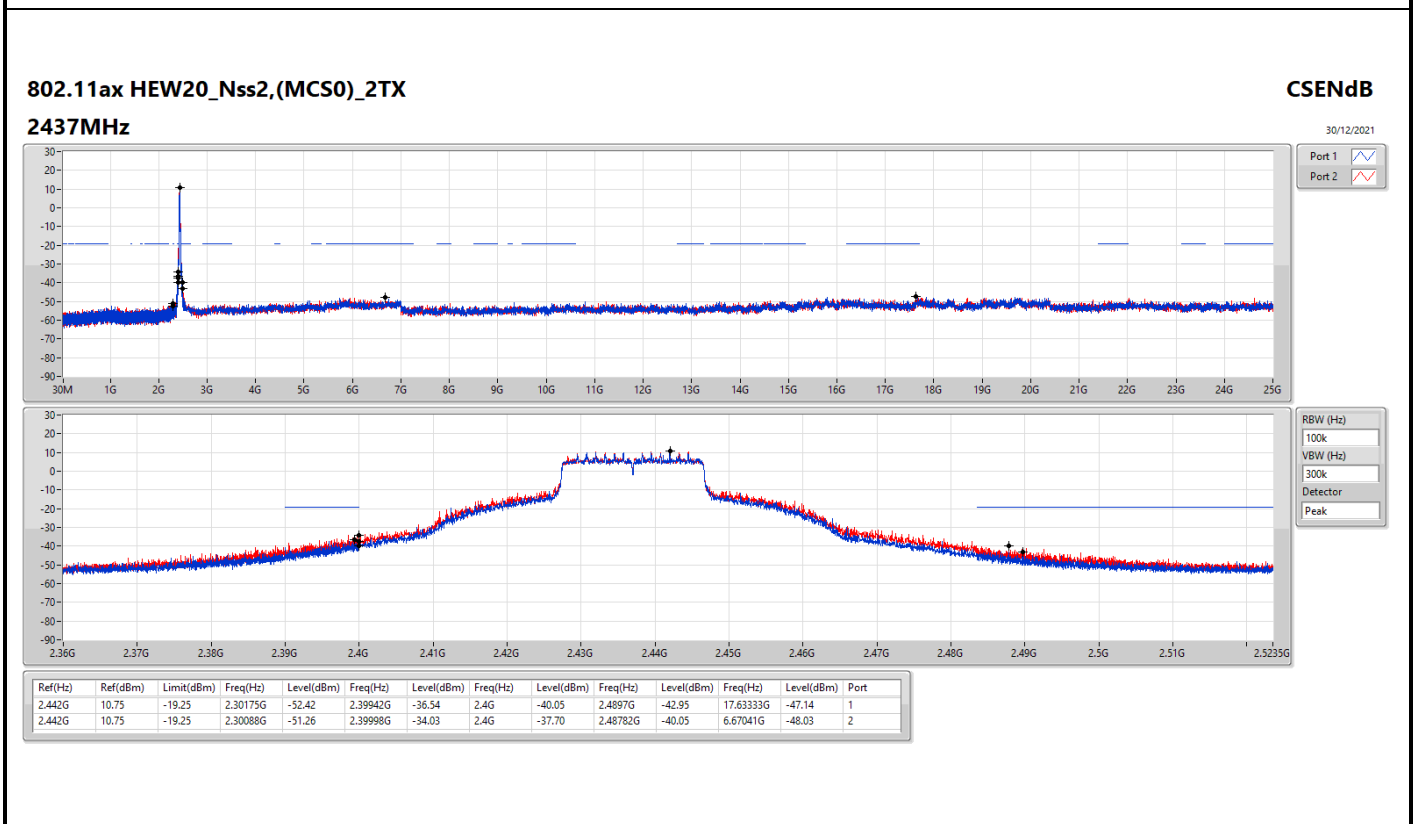
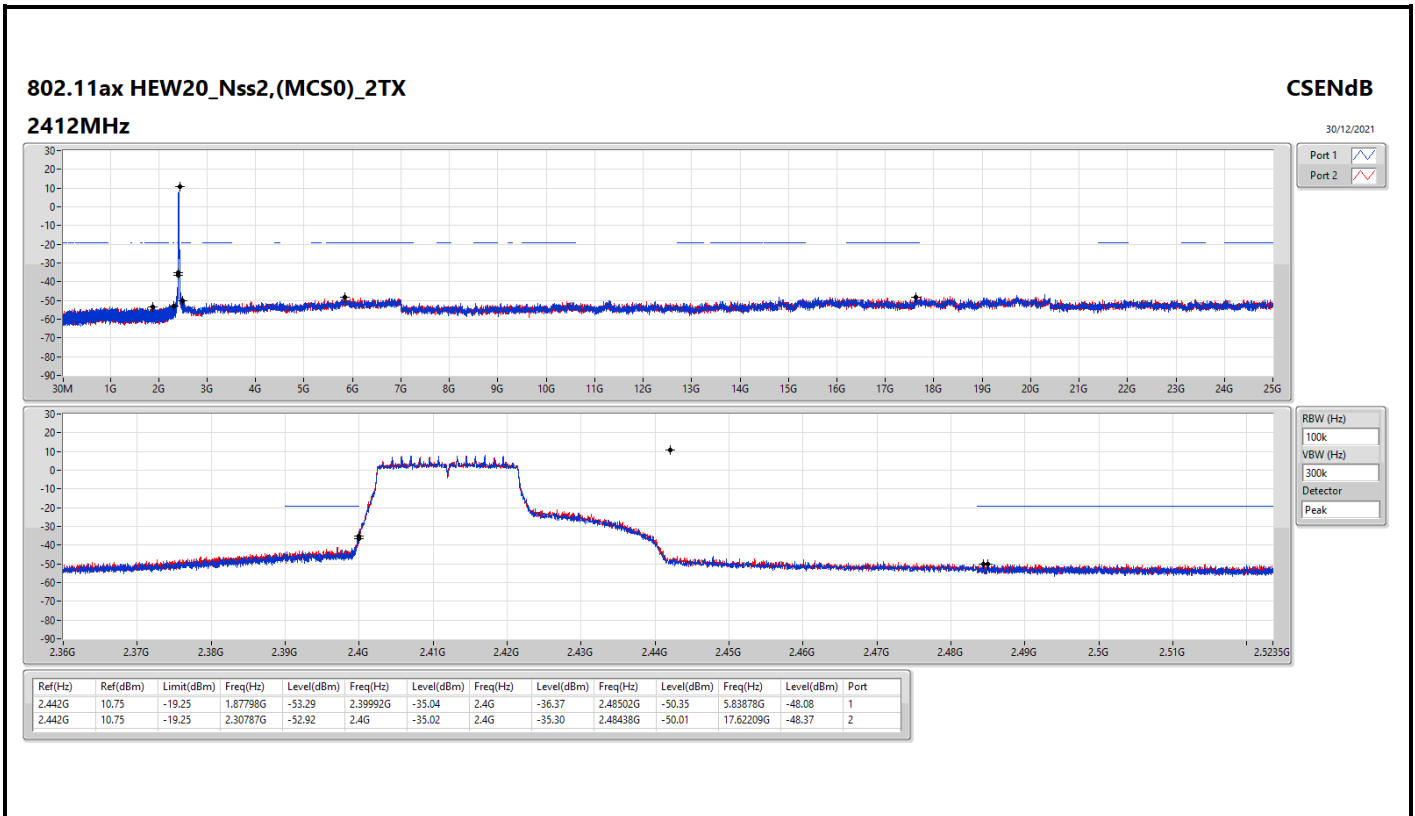
Result

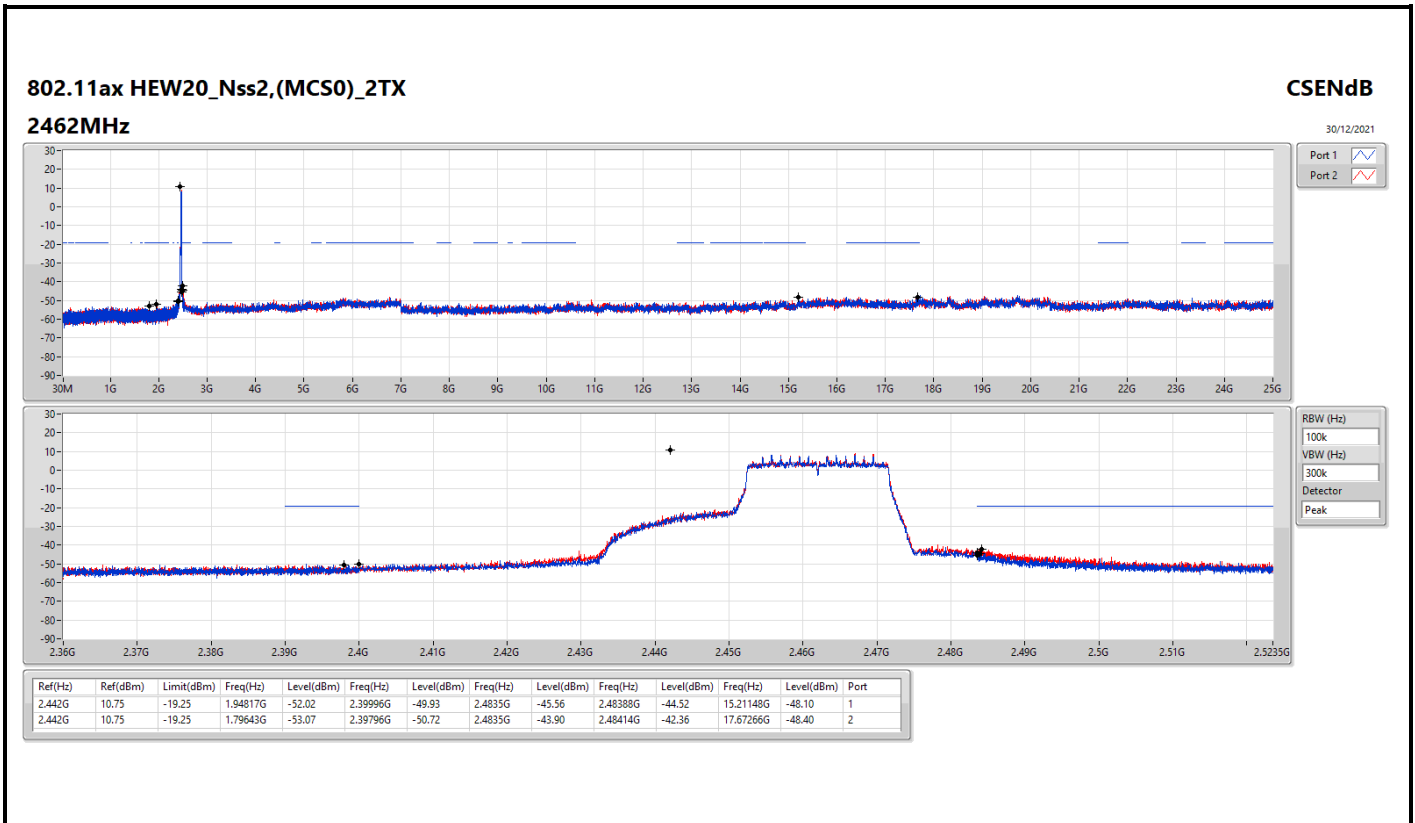
Mode	Result	Ref (Hz)	Ref (dBm)	Limit (dBm)	Freq (Hz)	Level (dBm)	Freq (Hz)	Level (dBm)	Freq (Hz)	Level (dBm)	Freq (Hz)	Level (dBm)	Freq (Hz)	Level (dBm)	Port
802.11b_Nss1,(1Mbps)_2TX	-	-	-	-	-	-	-	-	-	-	-	-	-	-	-
2412MHz	Pass	2.43749G	15.16	-14.84	2.1704G	-52.72	2.4G	-28.49	2.4G	-30.59	2.51802G	-49.24	17.65299G	-47.10	1
2412MHz	Pass	2.43749G	15.16	-14.84	2.30961G	-52.18	2.4G	-27.92	2.4G	-28.89	2.48598G	-48.26	5.88655G	-47.03	2
2437MHz	Pass	2.43749G	15.16	-14.84	2.16282G	-52.48	2.39894G	-46.64	2.4835G	-49.15	2.48442G	-47.65	16.28474G	-48.09	1
2437MHz	Pass	2.43749G	15.16	-14.84	2.17826G	-51.90	2.39894G	-45.12	2.4G	-47.43	2.49246G	-46.23	6.97385G	-47.68	2
2462MHz	Pass	2.43749G	15.16	-14.84	2.30175G	-53.44	2.39882G	-48.57	2.4835G	-48.55	2.48612G	-46.65	5.76854G	-48.19	1
2462MHz	Pass	2.43749G	15.16	-14.84	2.30903G	-51.52	2.39466G	-50.05	2.4835G	-42.54	2.48596G	-43.02	17.66423G	-47.74	2
802.11g_Nss1,(6Mbps)_2TX	-	-	-	-	-	-	-	-	-	-	-	-	-	-	-
2412MHz	Pass	2.442G	11.47	-18.53	2.11797G	-52.63	2.39978G	-35.46	2.4G	-35.12	2.49096G	-49.94	17.63333G	-47.24	1
2412MHz	Pass	2.442G	11.47	-18.53	2.3035G	-52.91	2.39986G	-35.08	2.4G	-35.74	2.48496G	-49.47	6.96823G	-48.05	2
2437MHz	Pass	2.442G	11.47	-18.53	2.19574G	-52.91	2.3998G	-37.66	2.4G	-39.13	2.4848G	-42.19	17.64737G	-48.42	1
2437MHz	Pass	2.442G	11.47	-18.53	2.30146G	-52.76	2.3983G	-34.99	2.4G	-38.99	2.48384G	-37.23	15.25363G	-48.47	2
2462MHz	Pass	2.442G	11.47	-18.53	2.30379G	-52.69	2.39526G	-50.77	2.4835G	-43.58	2.48388G	-42.08	5.93712G	-47.92	1
2462MHz	Pass	2.442G	11.47	-18.53	2.17098G	-52.97	2.39666G	-49.98	2.4835G	-45.34	2.48386G	-41.71	5.89217G	-47.72	2
802.11ax HEW20_Nss2,(MCS0)_2TX	-	-	-	-	-	-	-	-	-	-	-	-	-	-	-
2412MHz	Pass	2.442G	10.75	-19.25	1.87798G	-53.29	2.39992G	-35.04	2.4G	-36.37	2.48502G	-50.35	5.83878G	-48.08	1
2412MHz	Pass	2.442G	10.75	-19.25	2.30787G	-52.92	2.4G	-35.02	2.4G	-35.30	2.48438G	-50.01	17.62209G	-48.37	2
2437MHz	Pass	2.442G	10.75	-19.25	2.30175G	-52.42	2.39942G	-36.54	2.4G	-40.05	2.4897G	-42.95	17.63333G	-47.14	1
2437MHz	Pass	2.442G	10.75	-19.25	2.30088G	-51.26	2.39998G	-34.03	2.4G	-37.70	2.48782G	-40.05	6.67041G	-48.03	2
2462MHz	Pass	2.442G	10.75	-19.25	1.94817G	-52.02	2.39996G	-49.93	2.4835G	-45.56	2.48388G	-44.52	15.21148G	-48.10	1
2462MHz	Pass	2.442G	10.75	-19.25	1.79643G	-53.07	2.39796G	-50.72	2.4835G	-43.90	2.48414G	-42.36	17.67266G	-48.40	2













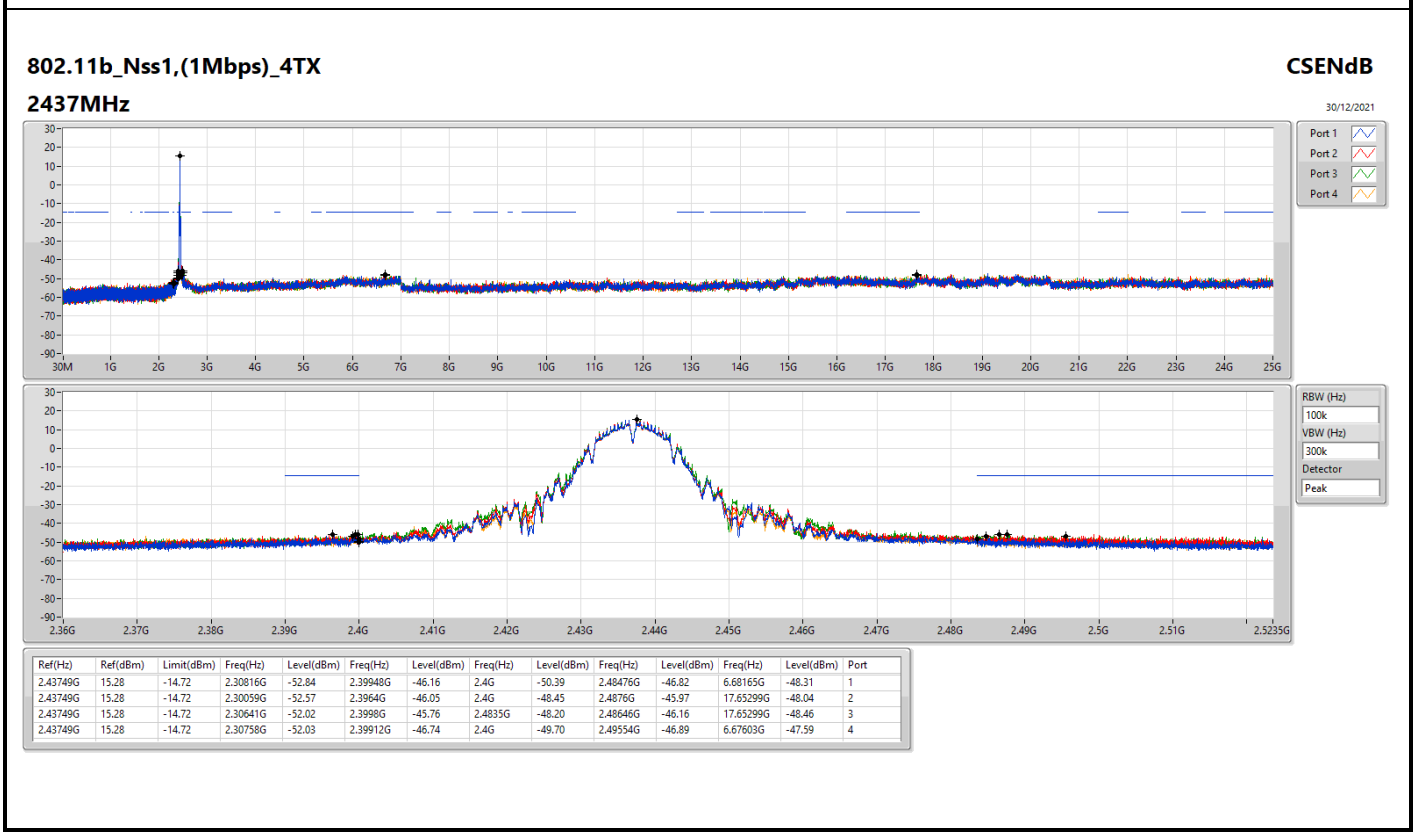
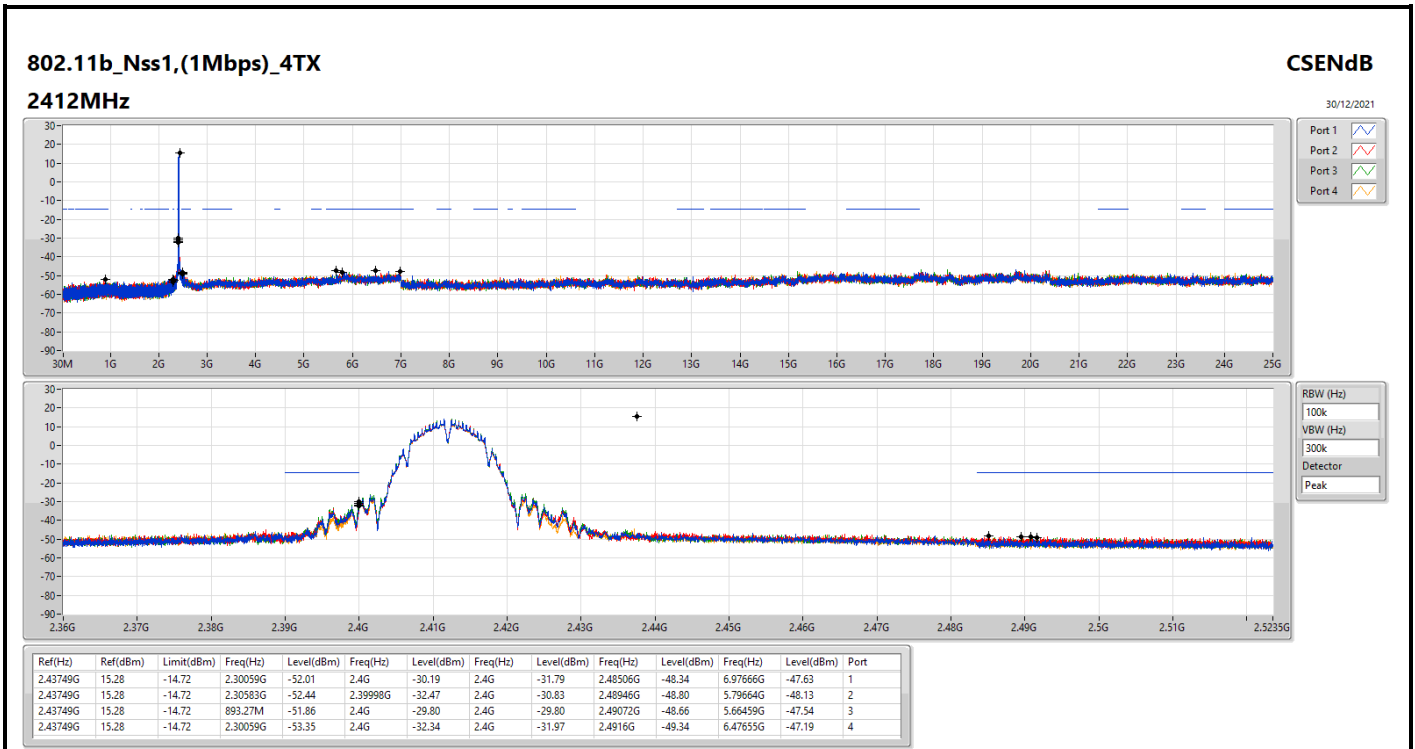
For 4T1S
Summary

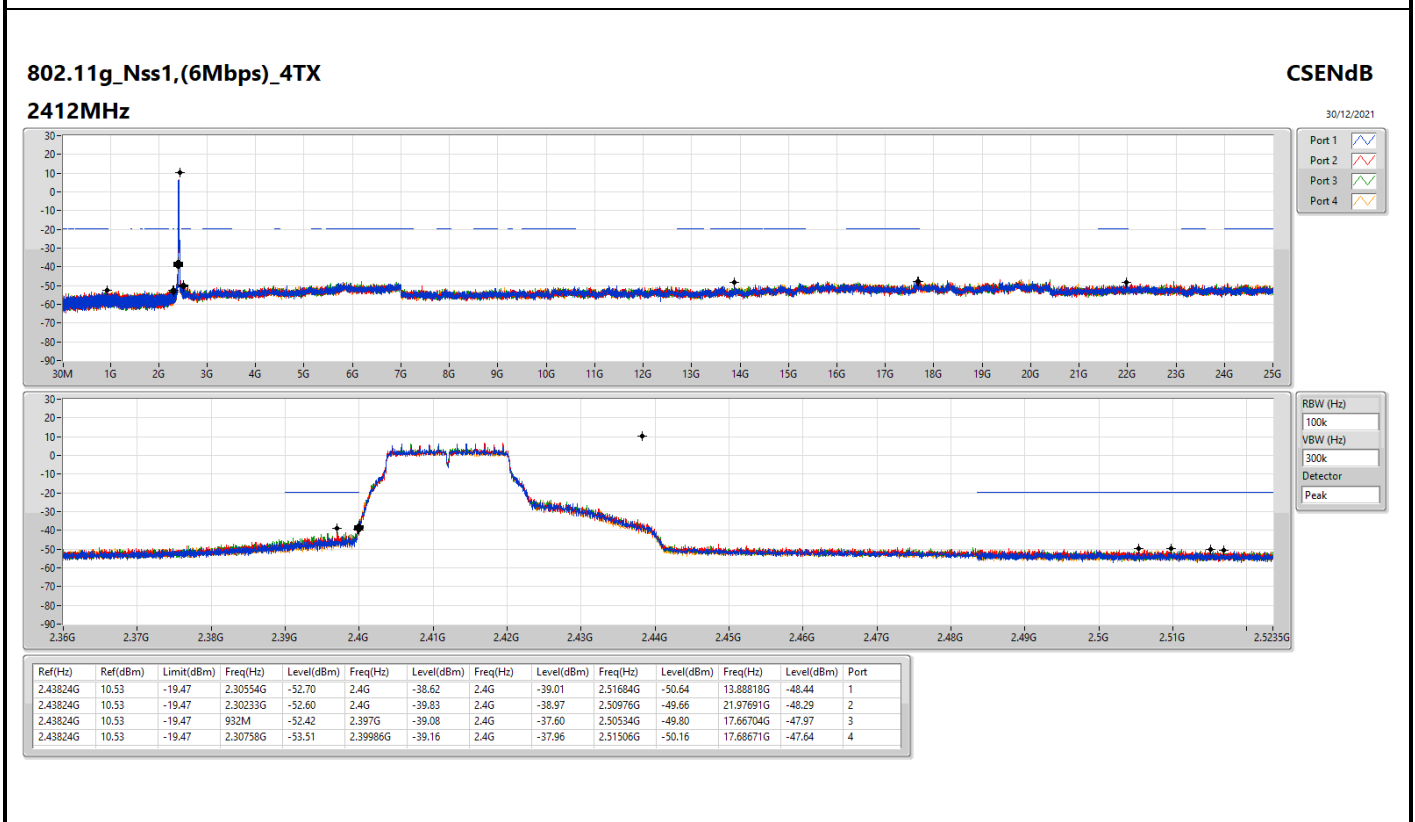
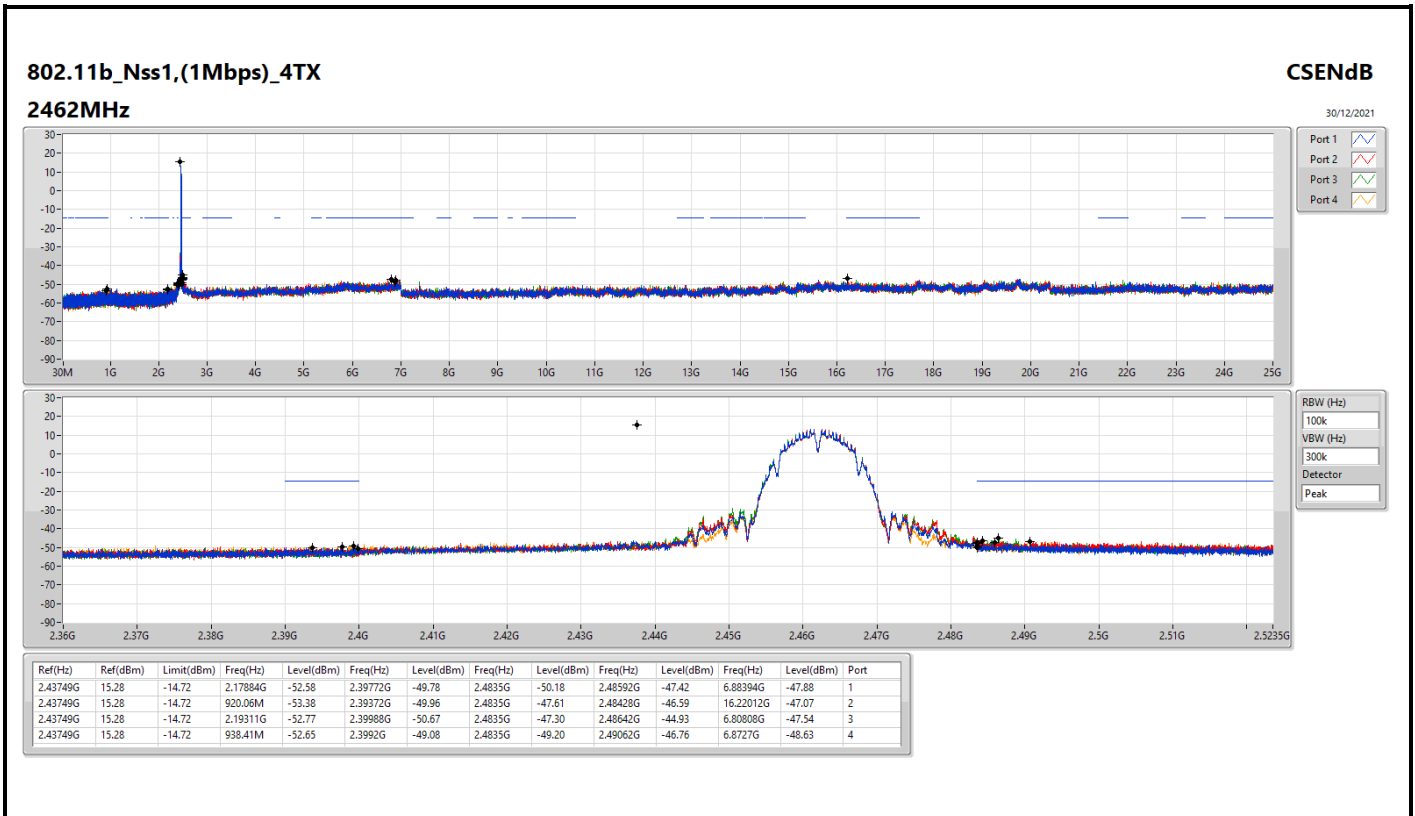
Mode	Result	Ref (Hz)	Ref (dBm)	Limit (dBm)	Freq (Hz)	Level (dBm)	Freq (Hz)	Level (dBm)	Freq (Hz)	Level (dBm)	Freq (Hz)	Level (dBm)	Freq (Hz)	Level (dBm)	Port
2.4-2.4835GHz	-	-	-	-	-	-	-	-	-	-	-	-	-	-	-
802.11b_Nss1,(1Mbps)_4TX	Pass	2.43749G	15.28	-14.72	893.27M	-51.86	2.4G	-29.80	2.4G	-29.80	2.49072G	-48.66	5.66459G	-47.54	3
802.11g_Nss1,(6Mbps)_4TX	Pass	2.43824G	10.53	-19.47	2.30379G	-52.00	2.39828G	-36.82	2.4G	-36.99	2.4857G	-40.58	6.95699G	-48.21	3
802.11ax HEW20_Nss1,(MCS0)_4TX	Pass	2.442G	9.20	-20.80	2.19341G	-52.64	2.39998G	-36.43	2.4G	-34.24	2.4836G	-49.13	6.15345G	-48.34	2

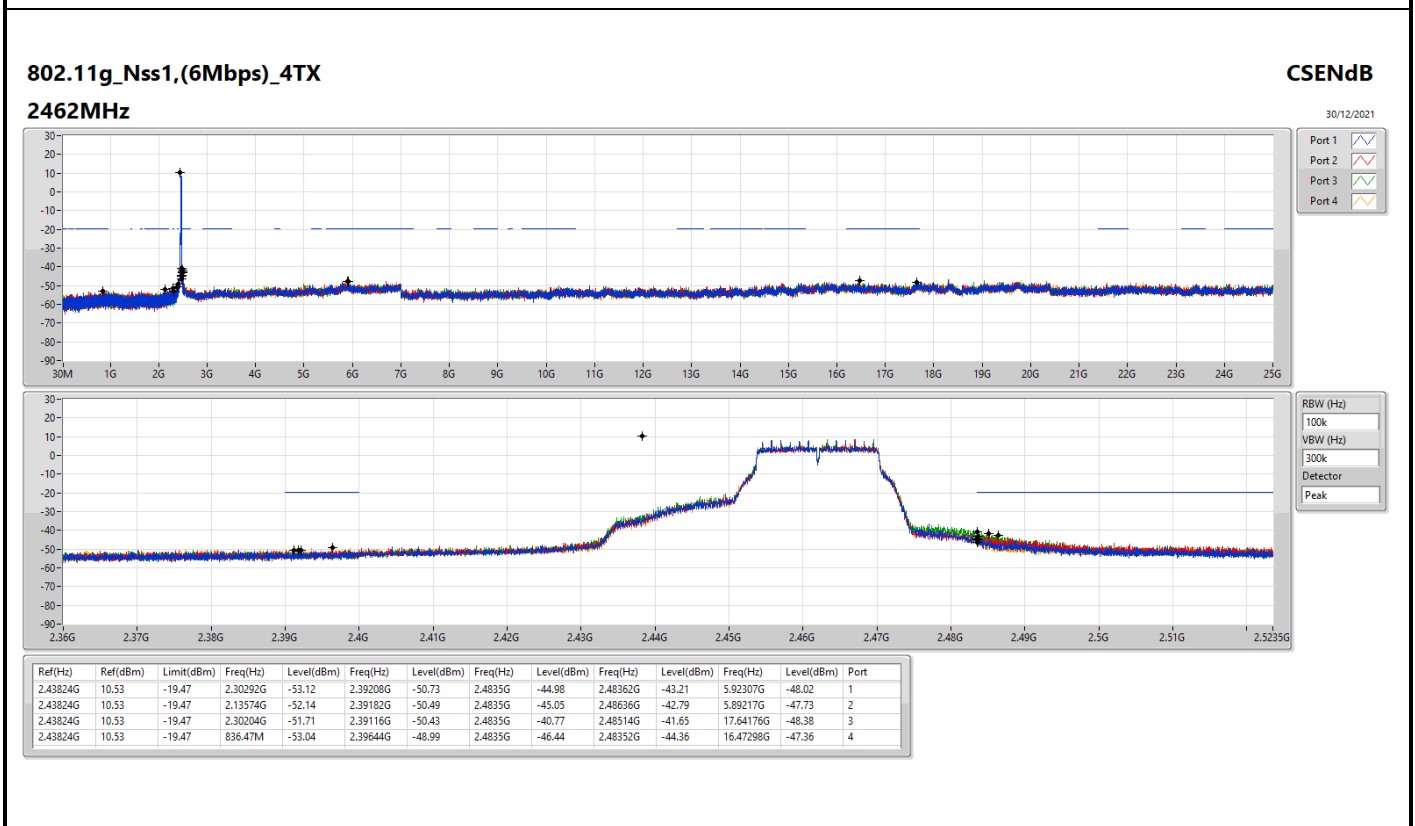
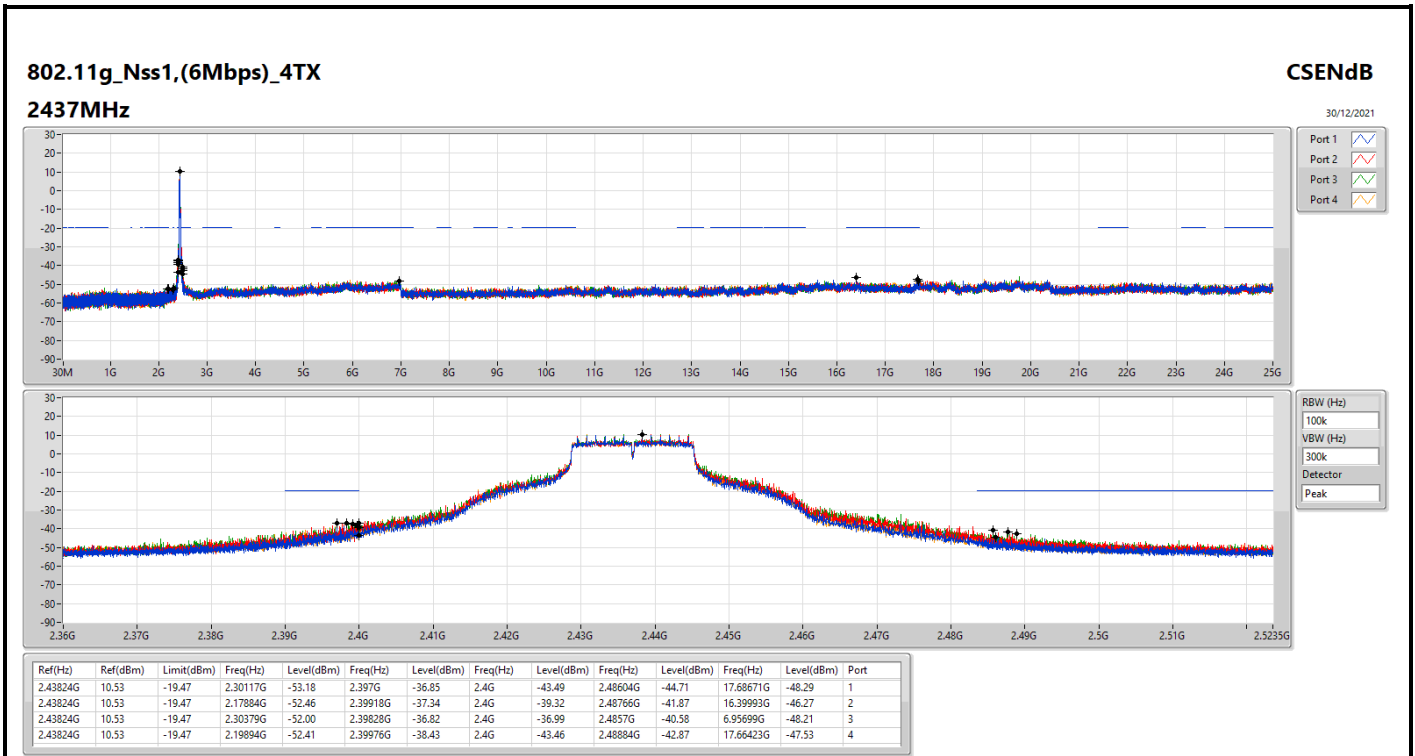


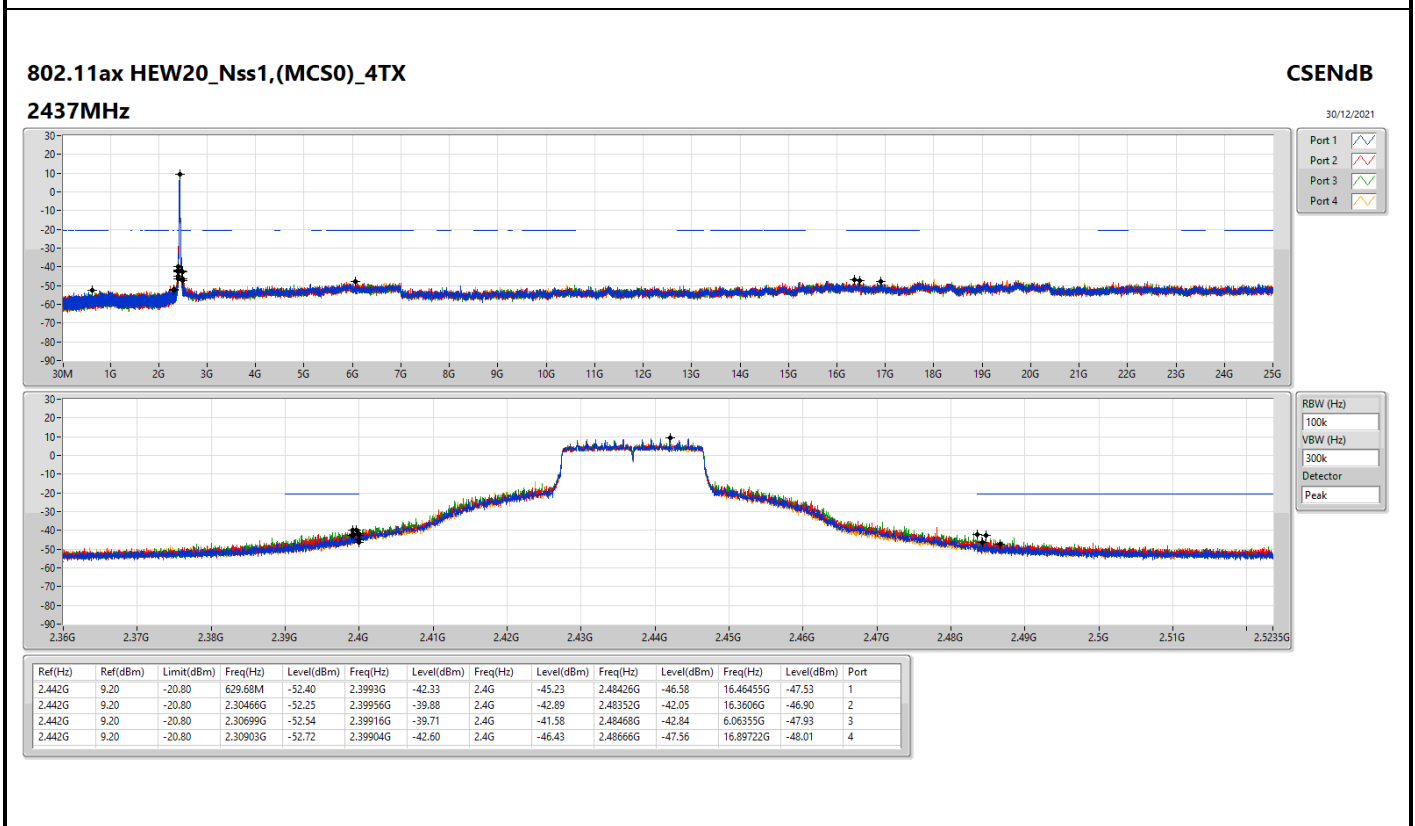
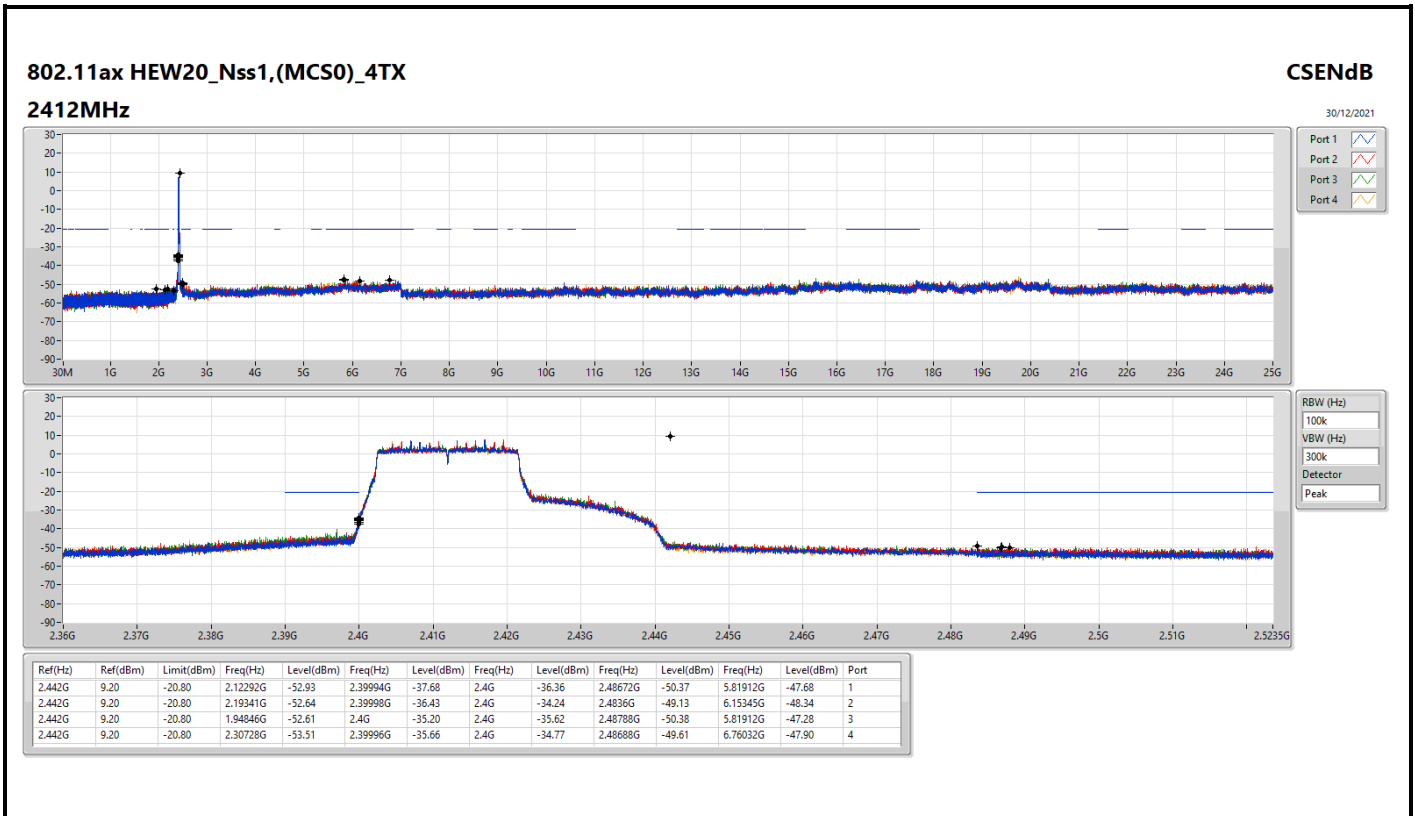
Result

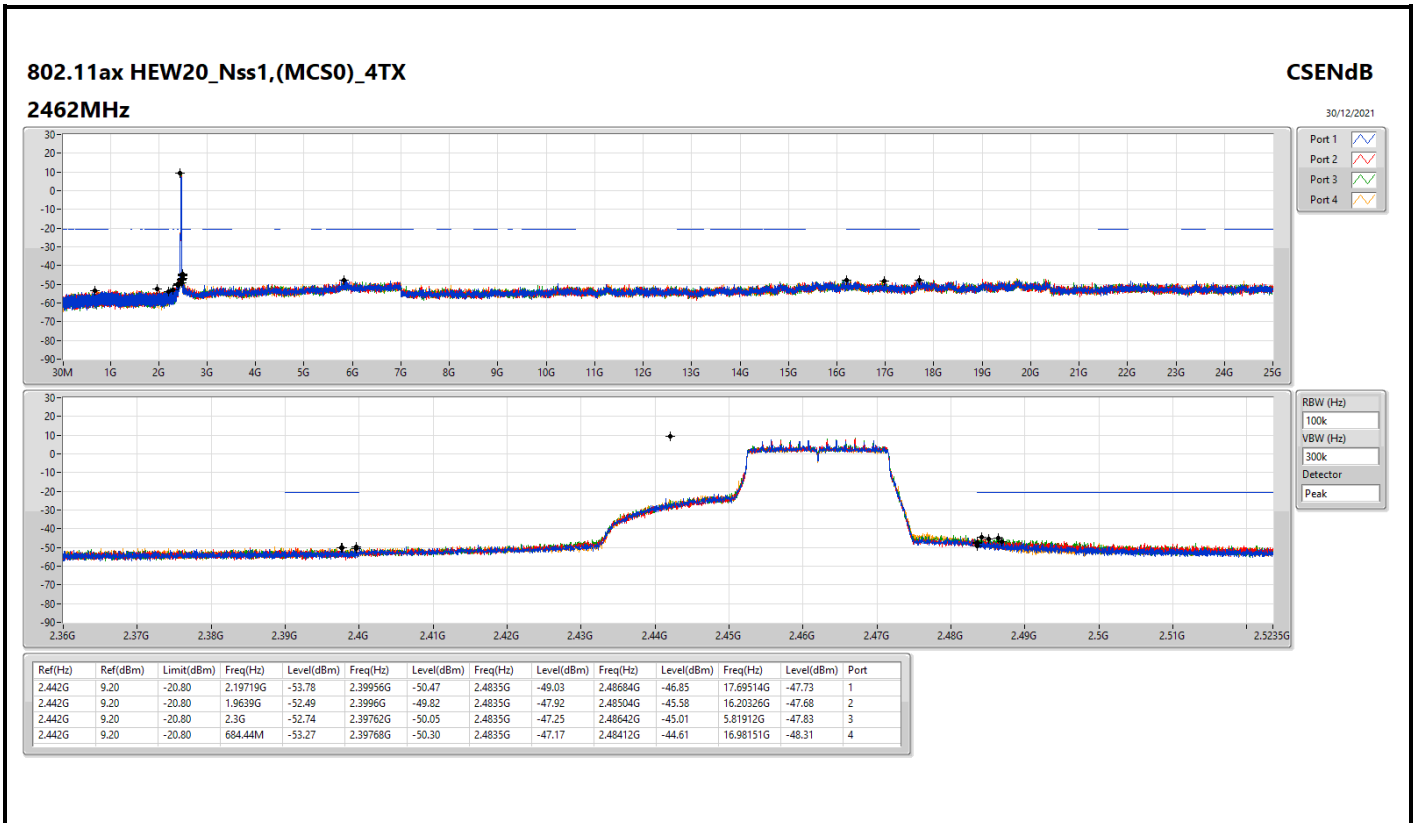
Mode	Result	Ref (Hz)	Ref (dBm)	Limit (dBm)	Freq (Hz)	Level (dBm)	Freq (Hz)	Level (dBm)	Freq (Hz)	Level (dBm)	Freq (Hz)	Level (dBm)	Freq (Hz)	Level (dBm)	Port
802.11b_Nss1,(1Mbps)_4TX	-	-	-	-	-	-	-	-	-	-	-	-	-	-	-
2412MHz	Pass	2.43749G	15.28	-14.72	2.30059G	-52.01	2.4G	-30.19	2.4G	-31.79	2.48506G	-48.34	6.97666G	-47.63	1
2412MHz	Pass	2.43749G	15.28	-14.72	2.30583G	-52.44	2.39998G	-32.47	2.4G	-30.83	2.48946G	-48.80	5.79664G	-48.13	2
2412MHz	Pass	2.43749G	15.28	-14.72	893.27M	-51.86	2.4G	-29.80	2.4G	-29.80	2.49072G	-48.66	5.66459G	-47.54	3
2412MHz	Pass	2.43749G	15.28	-14.72	2.30059G	-53.35	2.4G	-32.34	2.4G	-31.97	2.4916G	-49.34	6.47655G	-47.19	4
2437MHz	Pass	2.43749G	15.28	-14.72	2.30816G	-52.84	2.39948G	-46.16	2.4G	-50.39	2.48476G	-46.82	6.68165G	-48.31	1
2437MHz	Pass	2.43749G	15.28	-14.72	2.30059G	-52.57	2.3964G	-46.05	2.4G	-48.45	2.4876G	-45.97	17.65299G	-48.04	2
2437MHz	Pass	2.43749G	15.28	-14.72	2.30641G	-52.02	2.3998G	-45.76	2.4835G	-48.20	2.48646G	-46.16	17.65299G	-48.46	3
2437MHz	Pass	2.43749G	15.28	-14.72	2.30758G	-52.03	2.39912G	-46.74	2.4G	-49.70	2.49554G	-46.89	6.67603G	-47.59	4
2462MHz	Pass	2.43749G	15.28	-14.72	2.17884G	-52.58	2.39772G	-49.78	2.4835G	-50.18	2.48592G	-47.42	6.88394G	-47.88	1
2462MHz	Pass	2.43749G	15.28	-14.72	920.06M	-53.38	2.39372G	-49.96	2.4835G	-47.61	2.48428G	-46.59	16.22012G	-47.07	2
2462MHz	Pass	2.43749G	15.28	-14.72	2.19311G	-52.77	2.39988G	-50.67	2.4835G	-47.30	2.48642G	-44.93	6.80808G	-47.54	3
2462MHz	Pass	2.43749G	15.28	-14.72	938.41M	-52.65	2.3992G	-49.08	2.4835G	-49.20	2.49062G	-46.76	6.8727G	-48.63	4
802.11g_Nss1,(6Mbps)_4TX	-	-	-	-	-	-	-	-	-	-	-	-	-	-	-
2412MHz	Pass	2.43824G	10.53	-19.47	2.30554G	-52.70	2.4G	-38.62	2.4G	-39.01	2.51684G	-50.64	13.88818G	-48.44	1
2412MHz	Pass	2.43824G	10.53	-19.47	2.30233G	-52.60	2.4G	-39.83	2.4G	-38.97	2.50976G	-49.66	21.97691G	-48.29	2
2412MHz	Pass	2.43824G	10.53	-19.47	932M	-52.42	2.397G	-39.08	2.4G	-37.60	2.50534G	-49.80	17.66704G	-47.97	3
2412MHz	Pass	2.43824G	10.53	-19.47	2.30758G	-53.51	2.39986G	-39.16	2.4G	-37.96	2.51506G	-50.16	17.68671G	-47.64	4
2437MHz	Pass	2.43824G	10.53	-19.47	2.30117G	-53.18	2.397G	-36.85	2.4G	-43.49	2.48604G	-44.71	17.68671G	-48.29	1
2437MHz	Pass	2.43824G	10.53	-19.47	2.17884G	-52.46	2.39918G	-37.34	2.4G	-39.32	2.48766G	-41.87	16.39993G	-46.27	2
2437MHz	Pass	2.43824G	10.53	-19.47	2.30379G	-52.00	2.39828G	-36.82	2.4G	-36.99	2.4857G	-40.58	6.95699G	-48.21	3
2437MHz	Pass	2.43824G	10.53	-19.47	2.19894G	-52.41	2.39976G	-38.43	2.4G	-43.46	2.48884G	-42.87	17.66423G	-47.53	4
2462MHz	Pass	2.43824G	10.53	-19.47	2.30292G	-53.12	2.39208G	-50.73	2.4835G	-44.98	2.48362G	-43.21	5.92307G	-48.02	1
2462MHz	Pass	2.43824G	10.53	-19.47	2.13574G	-52.14	2.39182G	-50.49	2.4835G	-45.05	2.48636G	-42.79	5.89217G	-47.73	2
2462MHz	Pass	2.43824G	10.53	-19.47	2.30204G	-51.71	2.39116G	-50.43	2.4835G	-40.77	2.48514G	-41.65	17.64176G	-48.38	3
2462MHz	Pass	2.43824G	10.53	-19.47	836.47M	-53.04	2.39644G	-48.99	2.4835G	-46.44	2.48352G	-44.36	16.47298G	-47.36	4
802.11ax HEW20_Nss1,(MCS0)_4TX	-	-	-	-	-	-	-	-	-	-	-	-	-	-	-
2412MHz	Pass	2.442G	9.20	-20.80	2.12292G	-52.93	2.39994G	-37.68	2.4G	-36.36	2.48672G	-50.37	5.81912G	-47.68	1
2412MHz	Pass	2.442G	9.20	-20.80	2.19341G	-52.64	2.39998G	-36.43	2.4G	-34.24	2.4836G	-49.13	6.15345G	-48.34	2
2412MHz	Pass	2.442G	9.20	-20.80	1.94846G	-52.61	2.4G	-35.20	2.4G	-35.62	2.48788G	-50.38	5.81912G	-47.28	3
2412MHz	Pass	2.442G	9.20	-20.80	2.30728G	-53.51	2.39996G	-35.66	2.4G	-34.77	2.48688G	-49.61	6.76032G	-47.90	4
2437MHz	Pass	2.442G	9.20	-20.80	629.68M	-52.40	2.3993G	-42.33	2.4G	-45.23	2.48426G	-46.58	16.46455G	-47.53	1
2437MHz	Pass	2.442G	9.20	-20.80	2.30466G	-52.25	2.39956G	-39.88	2.4G	-42.89	2.48352G	-42.05	16.3606G	-46.90	2
2437MHz	Pass	2.442G	9.20	-20.80	2.30699G	-52.54	2.39916G	-39.71	2.4G	-41.58	2.48468G	-42.84	6.06355G	-47.93	3
2437MHz	Pass	2.442G	9.20	-20.80	2.30903G	-52.72	2.39904G	-42.60	2.4G	-46.43	2.48666G	-47.56	16.89722G	-48.01	4
2462MHz	Pass	2.442G	9.20	-20.80	2.19719G	-53.78	2.39956G	-50.47	2.4835G	-49.03	2.48684G	-46.85	17.69514G	-47.73	1
2462MHz	Pass	2.442G	9.20	-20.80	1.9639G	-52.49	2.3996G	-49.82	2.4835G	-47.92	2.48504G	-45.58	16.20326G	-47.68	2
2462MHz	Pass	2.442G	9.20	-20.80	2.3G	-52.74	2.39762G	-50.05	2.4835G	-47.25	2.48642G	-45.01	5.81912G	-47.83	3
2462MHz	Pass	2.442G	9.20	-20.80	684.44M	-53.27	2.39768G	-50.30	2.4835G	-47.17	2.48412G	-44.61	16.98151G	-48.31	4













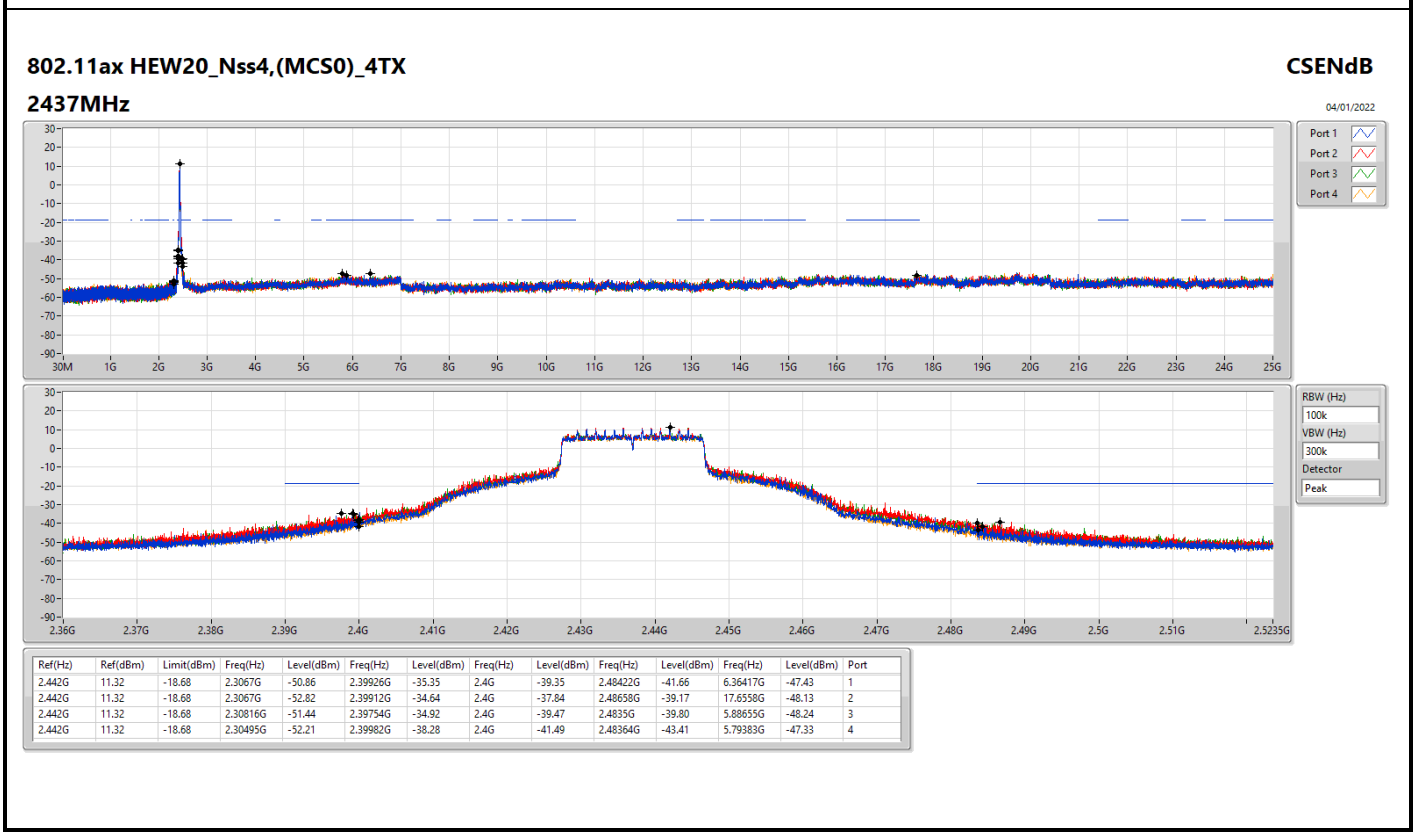
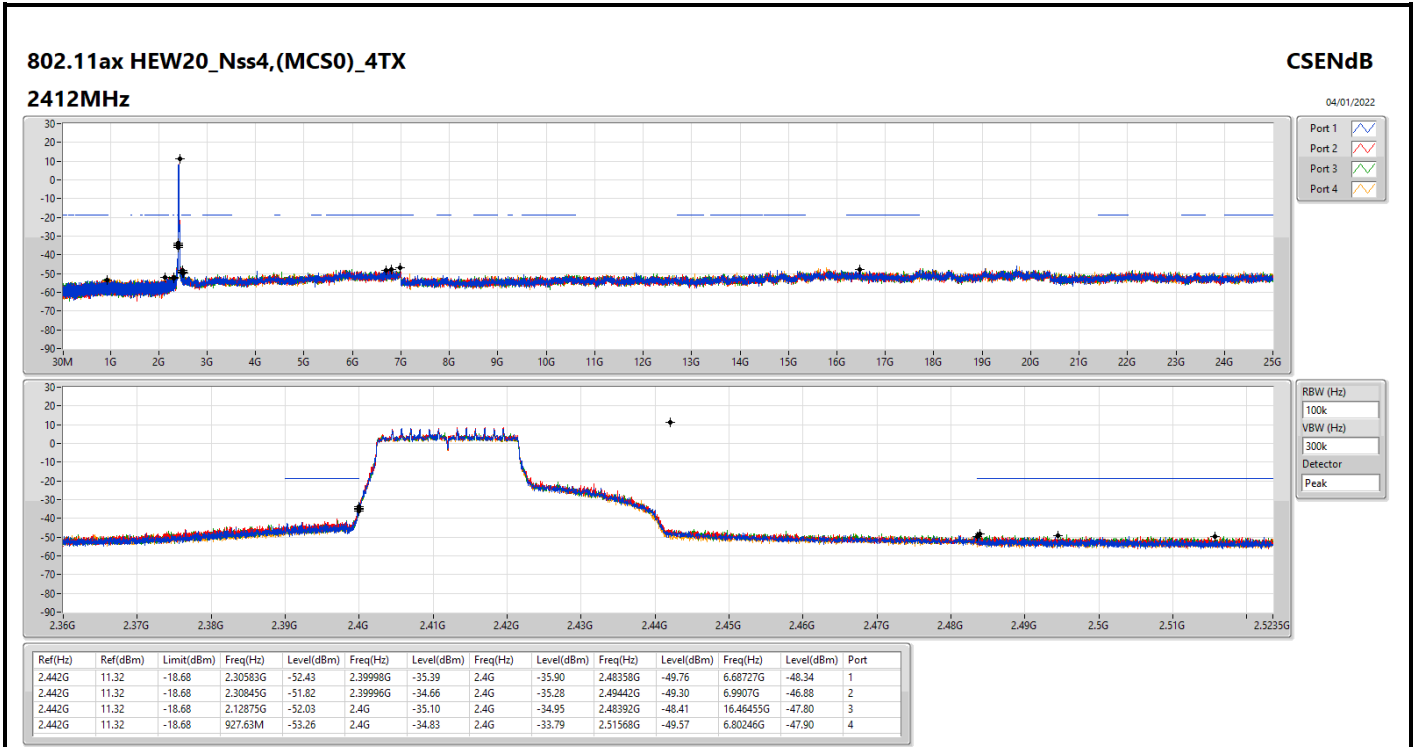
For 4T4S
Summary

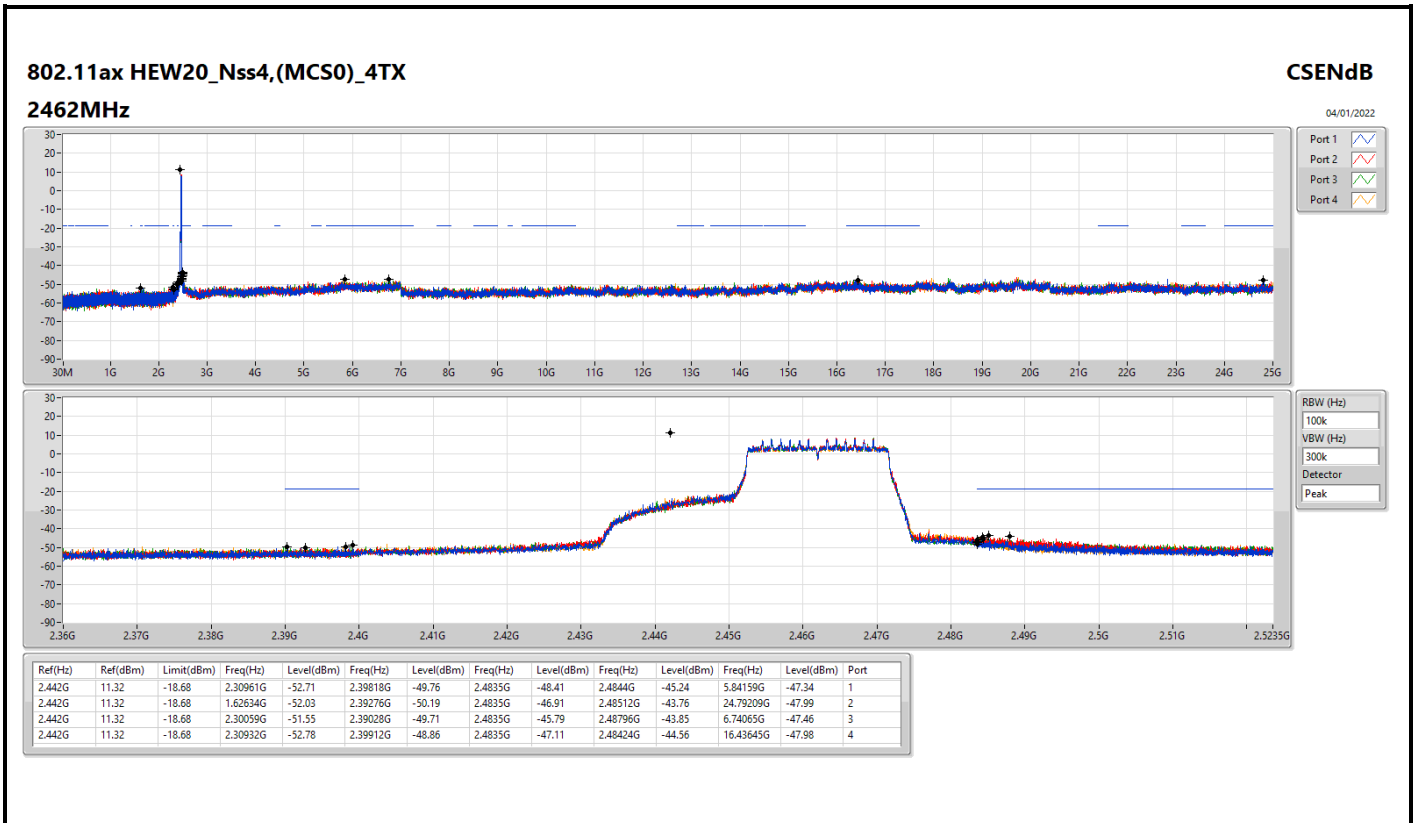
Mode	Result	Ref (Hz)	Ref (dBm)	Limit (dBm)	Freq (Hz)	Level (dBm)	Freq (Hz)	Level (dBm)	Freq (Hz)	Level (dBm)	Freq (Hz)	Level (dBm)	Freq (Hz)	Level (dBm)	Port
2.4-2.4835GHz	-	-	-	-	-	-	-	-	-	-	-	-	-	-	-
802.11ax HEW20_Nss4,(MCS0)_4TX	Pass	2.442G	11.32	-18.68	927.63M	-53.26	2.4G	-34.83	2.4G	-33.79	2.51568G	-49.57	6.80246G	-47.90	4



Result

Mode	Result	Ref (Hz)	Ref (dBm)	Limit (dBm)	Freq (Hz)	Level (dBm)	Freq (Hz)	Level (dBm)	Freq (Hz)	Level (dBm)	Freq (Hz)	Level (dBm)	Freq (Hz)	Level (dBm)	Port
802.11ax HEW20_Nss4 (MCS0)_4TX	-	-	-	-	-	-	-	-	-	-	-	-	-	-	-
2412MHz	Pass	2.442G	11.32	-18.68	2.30583G	-52.43	2.39998G	-35.39	2.4G	-35.90	2.48358G	-49.76	6.68727G	-48.34	1
2412MHz	Pass	2.442G	11.32	-18.68	2.30845G	-51.82	2.39996G	-34.66	2.4G	-35.28	2.49442G	-49.30	6.9907G	-46.88	2
2412MHz	Pass	2.442G	11.32	-18.68	2.12875G	-52.03	2.4G	-35.10	2.4G	-34.95	2.48392G	-48.41	16.46455G	-47.80	3
2412MHz	Pass	2.442G	11.32	-18.68	927.63M	-53.26	2.4G	-34.83	2.4G	-33.79	2.51568G	-49.57	6.80246G	-47.90	4
2437MHz	Pass	2.442G	11.32	-18.68	2.3067G	-50.86	2.39926G	-35.35	2.4G	-39.35	2.48422G	-41.66	6.36417G	-47.43	1
2437MHz	Pass	2.442G	11.32	-18.68	2.3067G	-52.82	2.39912G	-34.64	2.4G	-37.84	2.48658G	-39.17	17.6558G	-48.13	2
2437MHz	Pass	2.442G	11.32	-18.68	2.30816G	-51.44	2.39754G	-34.92	2.4G	-39.47	2.4835G	-39.80	5.88655G	-48.24	3
2437MHz	Pass	2.442G	11.32	-18.68	2.30495G	-52.21	2.39982G	-38.28	2.4G	-41.49	2.48364G	-43.41	5.79383G	-47.33	4
2462MHz	Pass	2.442G	11.32	-18.68	2.30961G	-52.71	2.39818G	-49.76	2.4835G	-48.41	2.4844G	-45.24	5.84159G	-47.34	1
2462MHz	Pass	2.442G	11.32	-18.68	1.62634G	-52.03	2.39276G	-50.19	2.4835G	-46.91	2.48512G	-43.76	24.79209G	-47.99	2
2462MHz	Pass	2.442G	11.32	-18.68	2.30059G	-51.55	2.39028G	-49.71	2.4835G	-45.79	2.48796G	-43.85	6.74065G	-47.46	3
2462MHz	Pass	2.442G	11.32	-18.68	2.30932G	-52.78	2.39912G	-48.86	2.4835G	-47.11	2.48424G	-44.56	16.43645G	-47.98	4



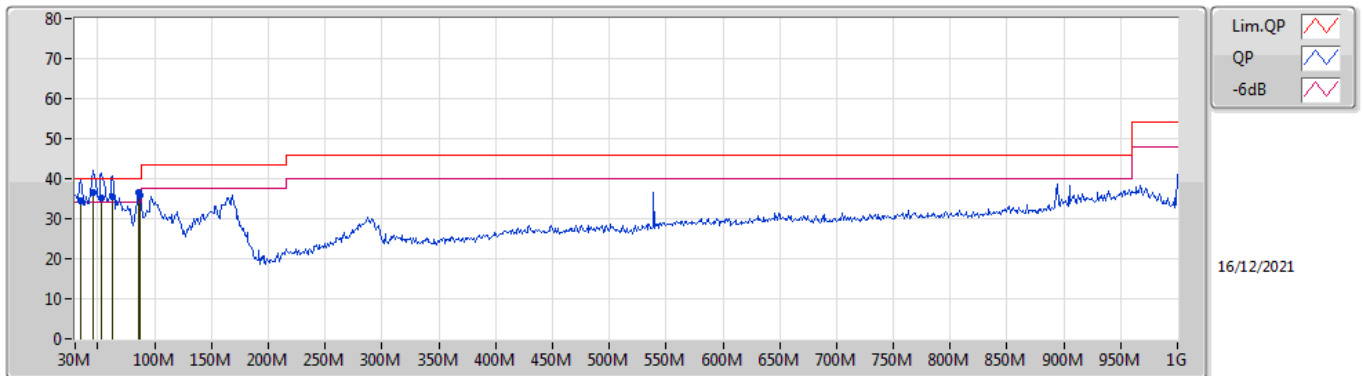




Summary

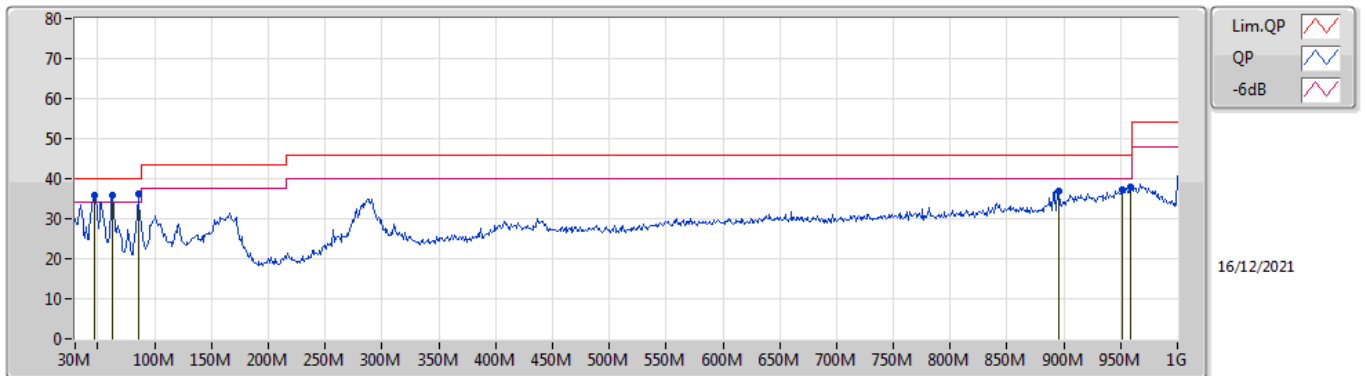
Mode	Result	Type	Freq (Hz)	Level (dBuV/m)	Limit (dBuV/m)	Margin (dB)	Condition
Mode 1	Pass	PK	85.29M	36.63	40.00	-3.37	Vertical

Mode 1



Type	Freq (Hz)	Level (dBuV/m)	Limit (dBuV/m)	Margin (dB)	Factor (dB/m)	Dist (m)	Condition	Azimuth (°)	Height (m)	Comment	Raw (dBuV/m)	AF (dB/m)	CL (dB)	PA (dB)
QP	34.85M	34.42	40.00	-5.58	-9.18	3	Vertical	202	1.00	-	43.60	21.51	0.90	31.59
QP	45.52M	36.50	40.00	-3.50	-14.80	3	Vertical	25	1.00	-	51.30	15.91	1.01	31.72
QP	53.28M	35.18	40.00	-4.82	-17.82	3	Vertical	297	1.25	-	53.00	12.87	1.10	31.79
QP	62.98M	35.47	40.00	-4.53	-18.53	3	Vertical	360	1.50	-	54.00	12.13	1.20	31.86
PK	85.29M	36.63	40.00	-3.37	-16.95	3	Vertical	188	1.00	"Worst"	53.58	13.56	1.41	31.92
PK	87.23M	35.90	40.00	-4.10	-16.42	3	Vertical	53	1.25	-	52.32	14.05	1.44	31.91

Mode 1



Type	Freq (Hz)	Level (dBuV/m)	Limit (dBuV/m)	Margin (dB)	Factor (dB/m)	Dist (m)	Condition	Azimuth (°)	Height (m)	Comment	Raw (dBuV/m)	AF (dB/m)	CL (dB)	PA (dB)
PK	47.46M	35.69	40.00	-4.31	-15.79	3	Horizontal	149	2.00	-	51.48	14.90	1.05	31.74
PK	62.98M	36.02	40.00	-3.98	-18.53	3	Horizontal	3	3.00	-	54.55	12.13	1.20	31.86
PK	85.29M	36.08	40.00	-3.92	-16.95	3	Horizontal	37	2.00	"Worst"	53.03	13.56	1.41	31.92
PK	895.24M	37.02	46.00	-8.98	-1.15	3	Horizontal	92	3.00	-	38.17	26.23	5.28	32.66
PK	951.5M	37.12	46.00	-8.88	-0.48	3	Horizontal	310	1.00	-	37.60	26.49	5.60	32.57
PK	958.29M	37.80	46.00	-8.20	-0.40	3	Horizontal	317	1.00	-	38.20	26.57	5.60	32.57

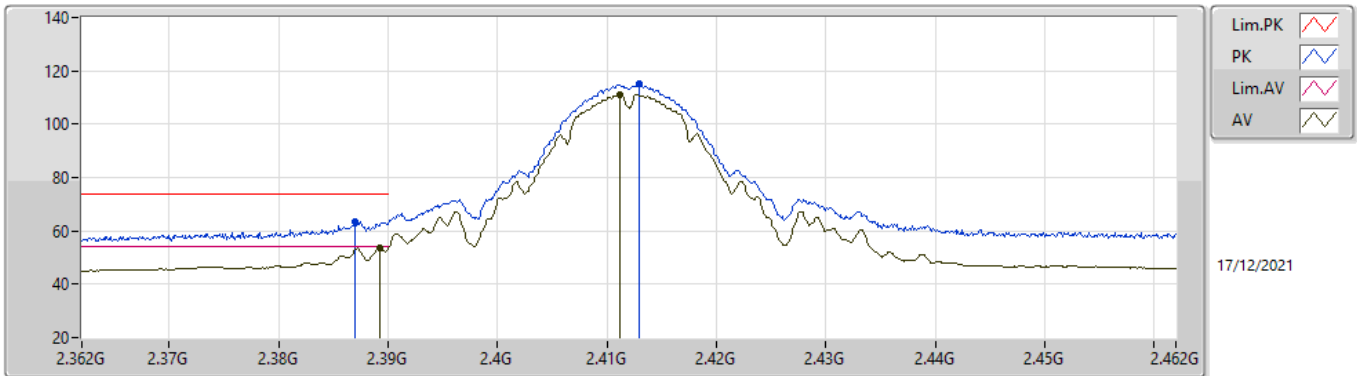


For Radio 1 / 1T1S
Summary

Mode	Result	Type	Freq (Hz)	Level (dBuV/m)	Limit (dBuV/m)	Margin (dB)	Dist (m)	Condition	Azimuth (°)	Height (m)	Comments
2.4-2.4835GHz	-	-	-	-	-	-	-	-	-	-	-
802.11b_Nss1,(1Mbps)_1TX	Pass	AV	2.4835G	53.89	54.00	-0.11	3	Vertical	77	1.80	-
802.11g_Nss1,(6Mbps)_1TX	Pass	AV	2.38964G	53.76	54.00	-0.24	3	Vertical	301	2.95	-
802.11ax HEW20_Nss1,(MCS0)_1TX	Pass	AV	2.4835G	53.87	54.00	-0.13	3	Vertical	81	1.80	-

802.11b_Nss1,(1Mbps)_1TX

2412MHz_TX

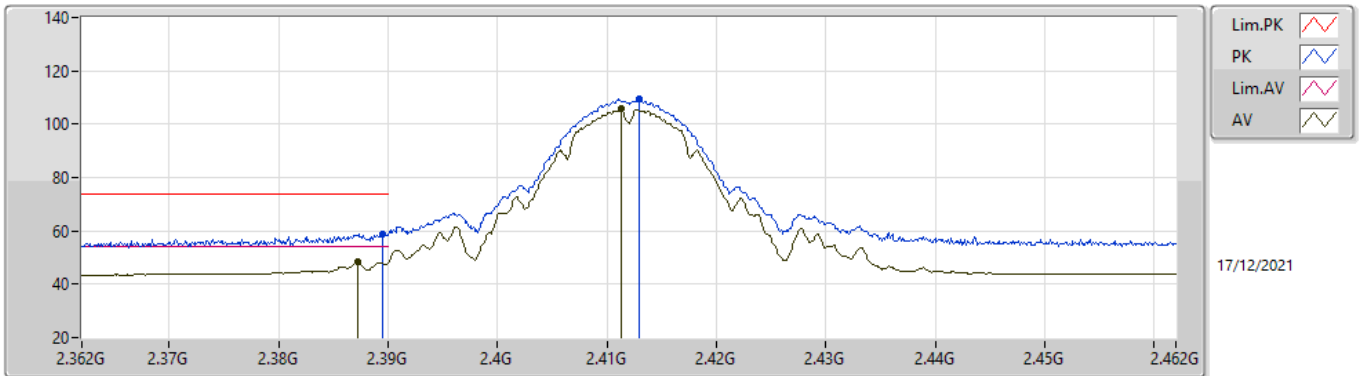


EUT_Z_1TX
 SET 90
 80/100/90/95/93/92/90
 7.13/-12.44/0.51/-6.03/-4.18/-2.46/0.45

Type	Freq (Hz)	Level (dBuV/m)	Limit (dBuV/m)	Margin (dB)	Raw (dBuV)	Dist (m)	Condition	Azimuth (°)	Height (m)	Comment	AF (dB)	CL (dB)	PA (dB)
PK	2.387G	63.45	74.00	-10.55	32.10	3	Vertical	288	2.94	-	27.55	3.80	-
AV	2.3892G	53.55	54.00	-0.45	22.19	3	Vertical	288	2.94	-	27.56	3.80	-
PK	2.4129G	115.00	Inf	-Inf	83.62	3	Vertical	288	2.94	-	27.57	3.81	-
AV	2.4112G	111.16	Inf	-Inf	79.77	3	Vertical	288	2.94	-	27.58	3.81	-

802.11b_Nss1,(1Mbps)_1TX

2412MHz_TX

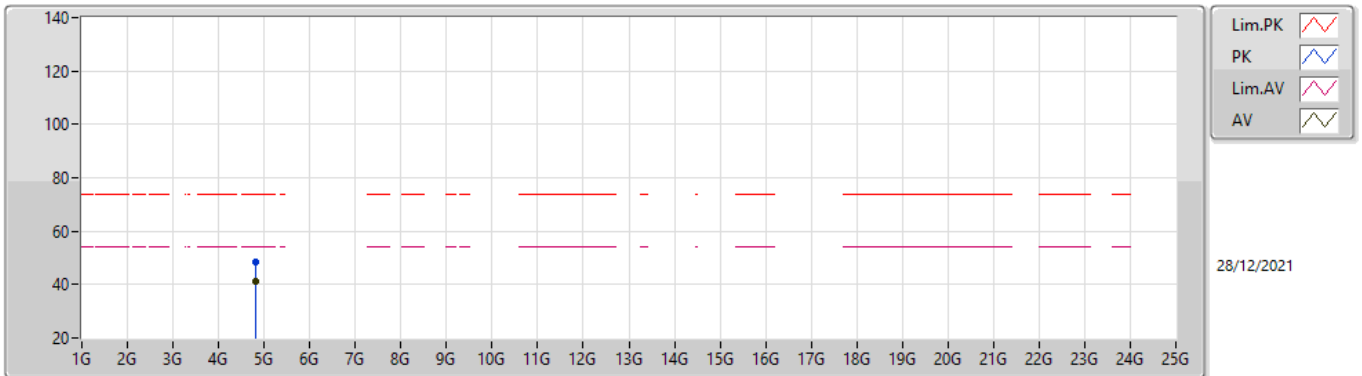


EUTZ_1TX
SET 90
90
5.65

Type	Freq (Hz)	Level (dBuV/m)	Limit (dBuV/m)	Margin (dB)	Raw (dBuV)	Dist (m)	Condition	Azimuth (°)	Height (m)	Comment	AF (dB)	CL (dB)	PA (dB)
PK	2.3895G	58.71	74.00	-15.29	27.35	3	Horizontal	99	2.94	-	27.56	3.80	-
AV	2.3872G	48.35	54.00	-5.65	17.00	3	Horizontal	99	2.94	-	27.55	3.80	-
PK	2.4129G	109.35	Inf	-Inf	77.97	3	Horizontal	99	2.94	-	27.57	3.81	-
AV	2.4113G	105.62	Inf	-Inf	74.23	3	Horizontal	99	2.94	-	27.58	3.81	-

802.11b_Nss1,(1Mbps)_1TX

2412MHz_TX

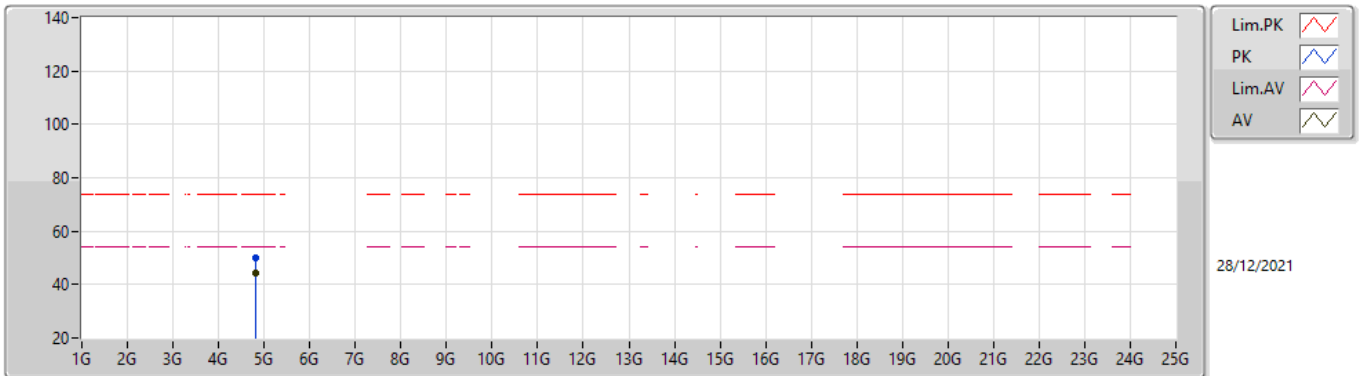


EUTY_1TX
SET 90
90
12.99

Type	Freq (Hz)	Level (dBuV/m)	Limit (dBuV/m)	Margin (dB)	Raw (dBuV)	Dist (m)	Condition	Azimuth (°)	Height (m)	Comment	AF (dB)	CL (dB)	PA (dB)
PK	4.82408G	48.67	74.00	-25.33	42.90	3	Vertical	35	1.85	-	32.45	6.30	32.98
AV	4.82398G	41.01	54.00	-12.99	35.24	3	Vertical	35	1.85	-	32.45	6.30	32.98

802.11b_Nss1,(1Mbps)_1TX

2412MHz_TX

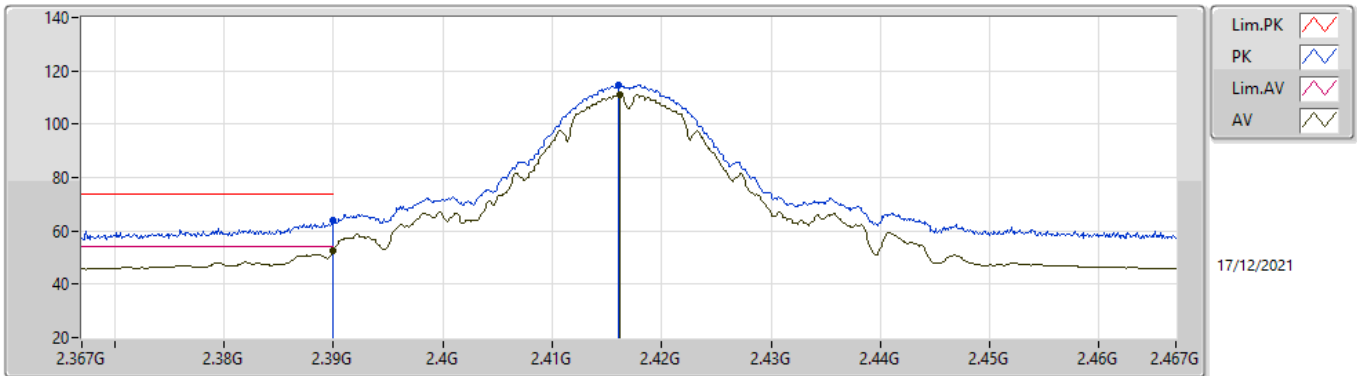


EUTY_1TX
SET 90
90
9.45

Type	Freq (Hz)	Level (dBuV/m)	Limit (dBuV/m)	Margin (dB)	Raw (dBuV)	Dist (m)	Condition	Azimuth (°)	Height (m)	Comment	AF (dB)	CL (dB)	PA (dB)
PK	4.82392G	50.09	74.00	-23.91	44.32	3	Horizontal	36	1.68	-	32.45	6.30	32.98
AV	4.824G	44.55	54.00	-9.45	38.78	3	Horizontal	36	1.68	-	32.45	6.30	32.98

802.11b_Nss1,(1Mbps)_1TX

2417MHz_TX

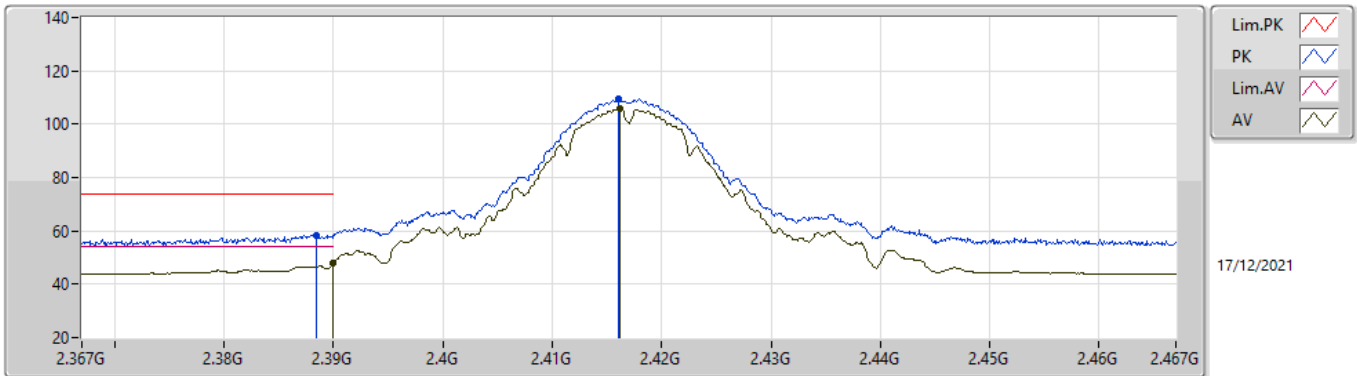


EUT_Z_1TX
 SET 94
 80/100/90/95/93/94
 7.09/-12.69/5.06/-2.99/3.51/1.32

Type	Freq (Hz)	Level (dBuV/m)	Limit (dBuV/m)	Margin (dB)	Raw (dBuV)	Dist (m)	Condition	Azimuth (°)	Height (m)	Comment	AF (dB)	CL (dB)	PA (dB)
PK	2.39G	63.85	74.00	-10.15	32.49	3	Vertical	291	2.70	-	27.56	3.80	-
AV	2.39G	52.68	54.00	-1.32	21.32	3	Vertical	291	2.70	-	27.56	3.80	-
PK	2.416G	114.88	Inf	-Inf	83.50	3	Vertical	291	2.70	-	27.57	3.81	-
AV	2.4162G	111.04	Inf	-Inf	79.66	3	Vertical	291	2.70	-	27.57	3.81	-

802.11b_Nss1,(1Mbps)_1TX

2417MHz_TX

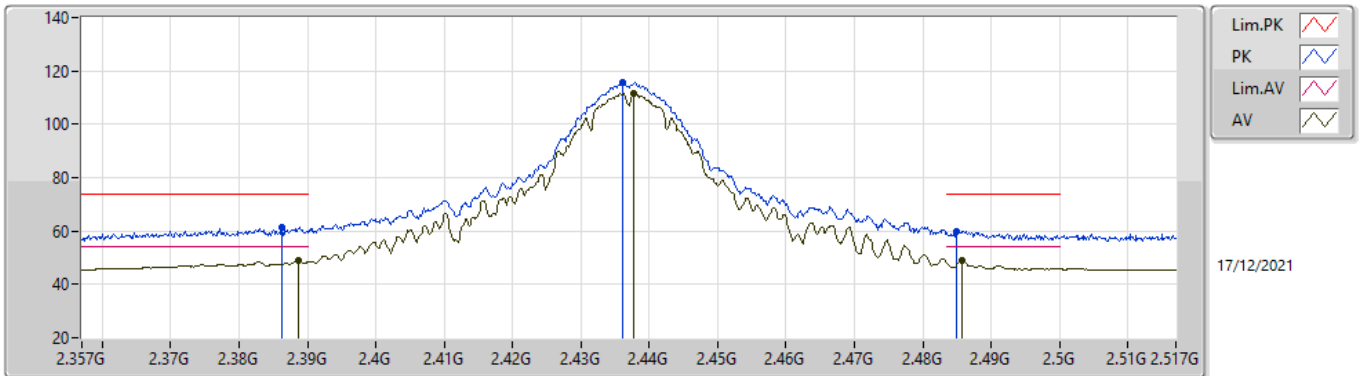


EUTZ_1TX
SET 94
94
6.17

Type	Freq (Hz)	Level (dBuV/m)	Limit (dBuV/m)	Margin (dB)	Raw (dBuV)	Dist (m)	Condition	Azimuth (°)	Height (m)	Comment	AF (dB)	CL (dB)	PA (dB)
PK	2.3884G	58.53	74.00	-15.47	27.18	3	Horizontal	97	2.95	-	27.55	3.80	-
AV	2.39G	47.83	54.00	-6.17	16.47	3	Horizontal	97	2.95	-	27.56	3.80	-
PK	2.416G	109.59	Inf	-Inf	78.21	3	Horizontal	97	2.95	-	27.57	3.81	-
AV	2.4162G	105.87	Inf	-Inf	74.49	3	Horizontal	97	2.95	-	27.57	3.81	-

802.11b_Nss1,(1Mbps)_1TX

2437MHz_TX

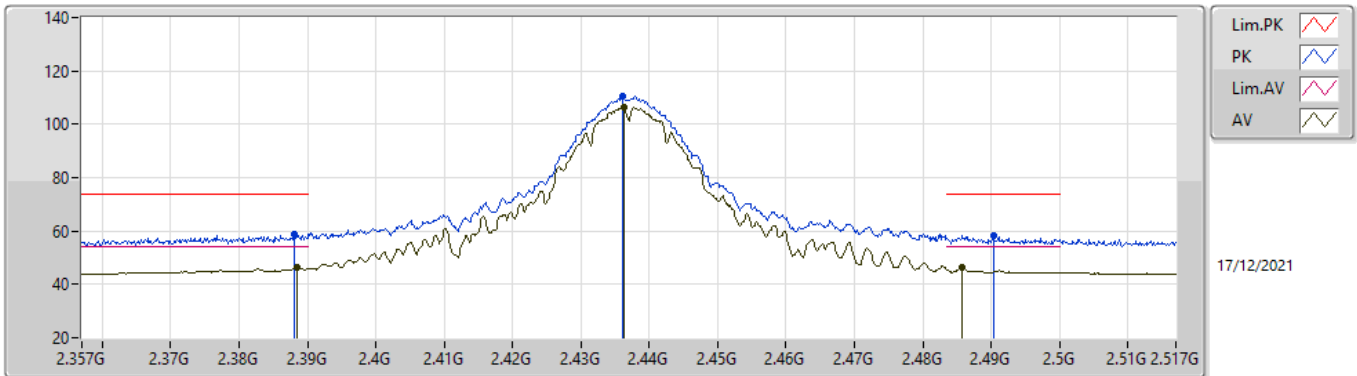


EUT_Z_1TX
 SET 99
 80/100/102/101/100/99
 9.25/3.54/-20.62/-20.72/-20.70/4.88

Type	Freq (Hz)	Level (dBuV/m)	Limit (dBuV/m)	Margin (dB)	Raw (dBuV)	Dist (m)	Condition	Azimuth (°)	Height (m)	Comment	AF (dB)	CL (dB)	PA (dB)
PK	2.38628G	61.38	74.00	-12.62	30.03	3	Vertical	10	2.95	-	27.55	3.80	-
AV	2.38868G	49.09	54.00	-4.91	17.74	3	Vertical	10	2.95	-	27.55	3.80	-
PK	2.43604G	115.58	Inf	-Inf	84.23	3	Vertical	10	2.95	-	27.53	3.82	-
AV	2.43764G	111.66	Inf	-Inf	80.32	3	Vertical	10	2.95	-	27.52	3.82	-
PK	2.48484G	60.02	74.00	-13.98	28.47	3	Vertical	10	2.95	-	27.71	3.84	-
AV	2.48564G	49.12	54.00	-4.88	17.57	3	Vertical	10	2.95	-	27.71	3.84	-

802.11b_Nss1,(1Mbps)_1TX

2437MHz_TX

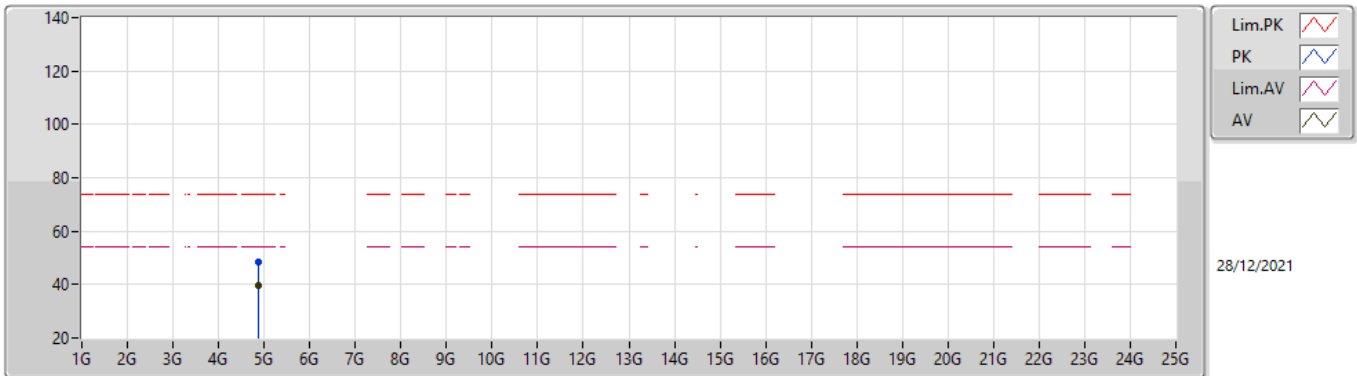


EUT_Z_1TX
SET 99
99
7.64

Type	Freq (Hz)	Level (dBuV/m)	Limit (dBuV/m)	Margin (dB)	Raw (dBuV)	Dist (m)	Condition	Azimuth (°)	Height (m)	Comment	AF (dB)	CL (dB)	PA (dB)
PK	2.38804G	58.56	74.00	-15.44	27.21	3	Horizontal	98	1.13	-	27.55	3.80	-
AV	2.38852G	46.36	54.00	-7.64	15.01	3	Horizontal	98	1.13	-	27.55	3.80	-
PK	2.43604G	110.31	Inf	-Inf	78.96	3	Horizontal	98	1.13	-	27.53	3.82	-
AV	2.4362G	106.57	Inf	-Inf	75.22	3	Horizontal	98	1.13	-	27.53	3.82	-
PK	2.49028G	58.47	74.00	-15.53	26.88	3	Horizontal	98	1.13	-	27.74	3.85	-
AV	2.48564G	46.29	54.00	-7.71	14.74	3	Horizontal	98	1.13	-	27.71	3.84	-

802.11b_Nss1,(1Mbps)_1TX

2437MHz_TX

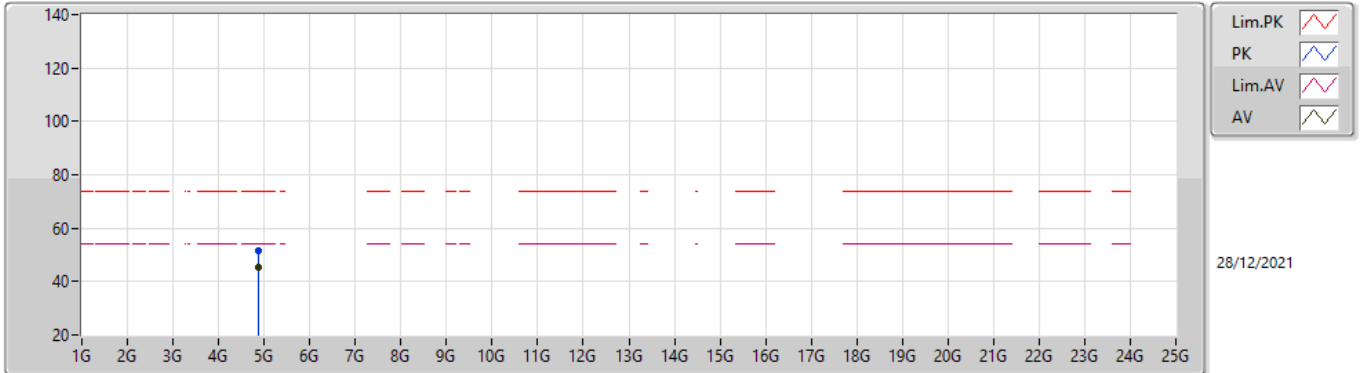


EUTY_1TX
SET 99
99
14.19

Type	Freq (Hz)	Level (dBuV/m)	Limit (dBuV/m)	Margin (dB)	Raw (dBuV)	Dist (m)	Condition	Azimuth (°)	Height (m)	Comment	AF (dB)	CL (dB)	PA (dB)
PK	4.87392G	48.37	74.00	-25.63	42.50	3	Vertical	209	1.80	-	32.55	6.30	32.98
AV	4.87396G	39.81	54.00	-14.19	33.94	3	Vertical	209	1.80	-	32.55	6.30	32.98

802.11b_Nss1,(1Mbps)_1TX

2437MHz_TX

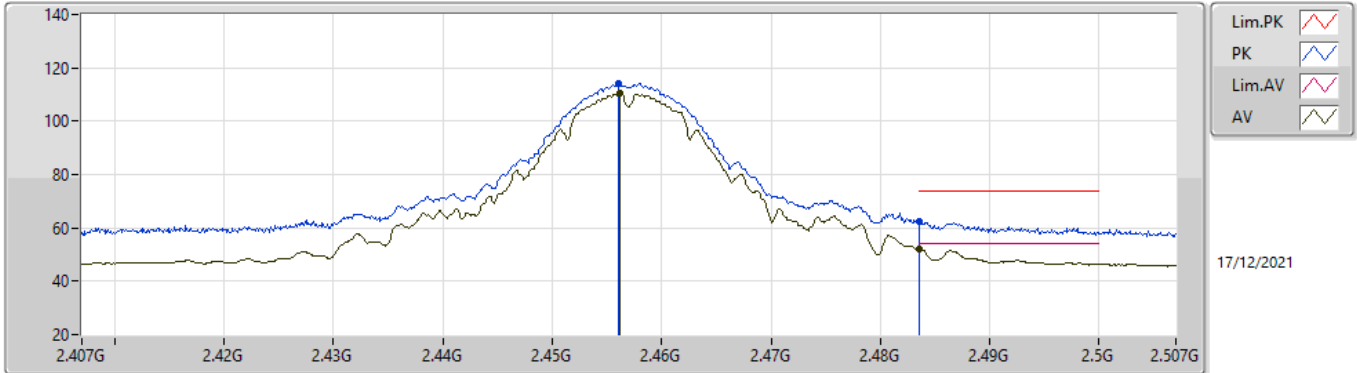


EUTY_1TX
SET 99
99
8.58

Type	Freq (Hz)	Level (dBuV/m)	Limit (dBuV/m)	Margin (dB)	Raw (dBuV)	Dist (m)	Condition	Azimuth (°)	Height (m)	Comment	AF (dB)	CL (dB)	PA (dB)
PK	4.8738G	51.41	74.00	-22.59	45.54	3	Horizontal	306	2.18	-	32.55	6.30	32.98
AV	4.874G	45.42	54.00	-8.58	39.55	3	Horizontal	306	2.18	-	32.55	6.30	32.98

802.11b_Nss1,(1Mbps)_1TX

2457MHz_TX

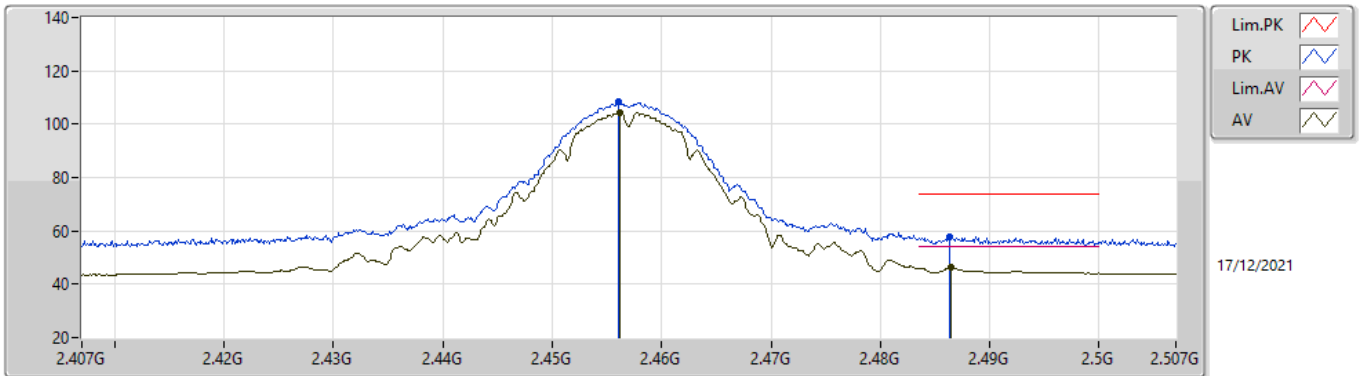


EUT_Z_1TX
 SET 93
 80/100/90/95/93/94/93
 7.99/-13.90/3.84/-6.06/1.90/-2.44/1.98

Type	Freq (Hz)	Level (dBuV/m)	Limit (dBuV/m)	Margin (dB)	Raw (dBuV)	Dist (m)	Condition	Azimuth (°)	Height (m)	Comment	AF (dB)	CL (dB)	PA (dB)
PK	2.456G	114.27	Inf	-Inf	82.90	3	Vertical	290	2.62	-	27.54	3.83	-
AV	2.4562G	110.55	Inf	-Inf	79.18	3	Vertical	290	2.62	-	27.54	3.83	-
PK	2.4835G	62.53	74.00	-11.47	30.99	3	Vertical	290	2.62	-	27.70	3.84	-
AV	2.4836G	52.02	54.00	-1.98	20.48	3	Vertical	290	2.62	-	27.70	3.84	-

802.11b_Nss1,(1Mbps)_1TX

2457MHz_TX

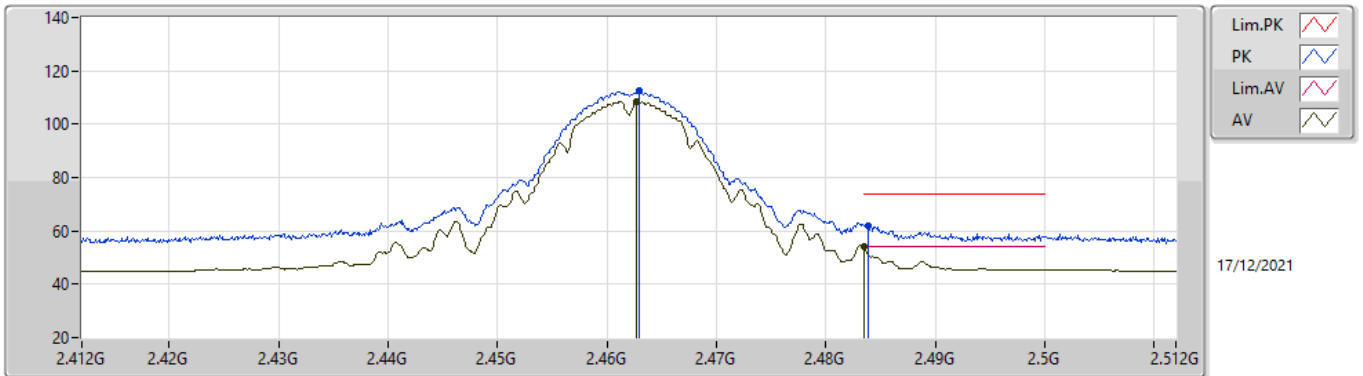


EUT_Z_1TX
SET 93
93
7.79

Type	Freq (Hz)	Level (dBuV/m)	Limit (dBuV/m)	Margin (dB)	Raw (dBuV)	Dist (m)	Condition	Azimuth (°)	Height (m)	Comment	AF (dB)	CL (dB)	PA (dB)
PK	2.4561G	108.20	Inf	-Inf	76.83	3	Horizontal	109	1.58	-	27.54	3.83	-
AV	2.4562G	104.45	Inf	-Inf	73.08	3	Horizontal	109	1.58	-	27.54	3.83	-
PK	2.4863G	57.73	74.00	-16.27	26.17	3	Horizontal	109	1.58	-	27.72	3.84	-
AV	2.4864G	46.21	54.00	-7.79	14.65	3	Horizontal	109	1.58	-	27.72	3.84	-

802.11b_Nss1,(1Mbps)_1TX

2462MHz_TX

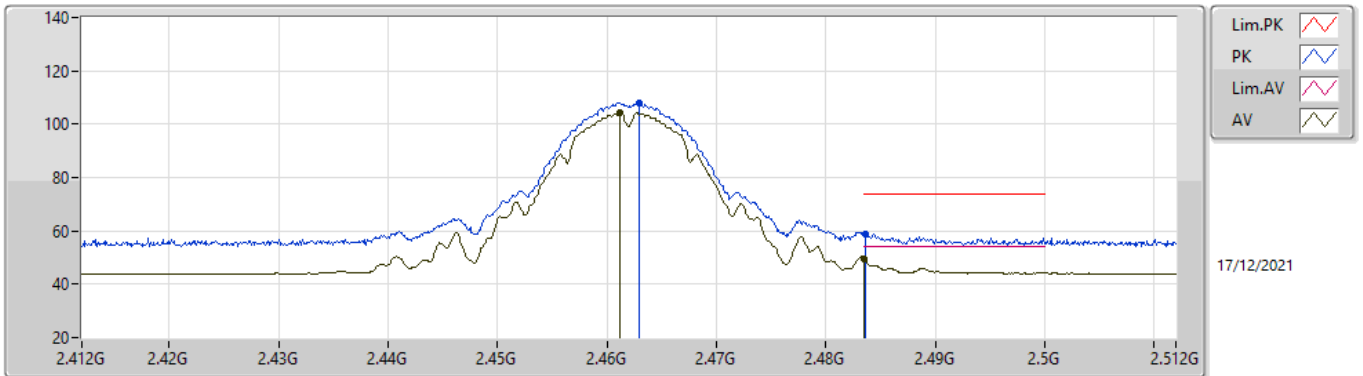


EUT_Z_1TX
 SET 88
 80/100/90/85/87/88
 8.73/-17.09/-2.43/5.87/0.88/0.11

Type	Freq (Hz)	Level (dBuV/m)	Limit (dBuV/m)	Margin (dB)	Raw (dBuV)	Dist (m)	Condition	Azimuth (°)	Height (m)	Comment	AF (dB)	CL (dB)	PA (dB)
PK	2.463G	112.49	Inf	-Inf	81.08	3	Vertical	77	1.80	-	27.58	3.83	-
AV	2.4627G	108.58	Inf	-Inf	77.17	3	Vertical	77	1.80	-	27.58	3.83	-
PK	2.4839G	61.74	74.00	-12.26	30.20	3	Vertical	77	1.80	-	27.70	3.84	-
AV	2.4835G	53.89	54.00	-0.11	22.35	3	Vertical	77	1.80	-	27.70	3.84	-

802.11b_Nss1,(1Mbps)_1TX

2462MHz_TX

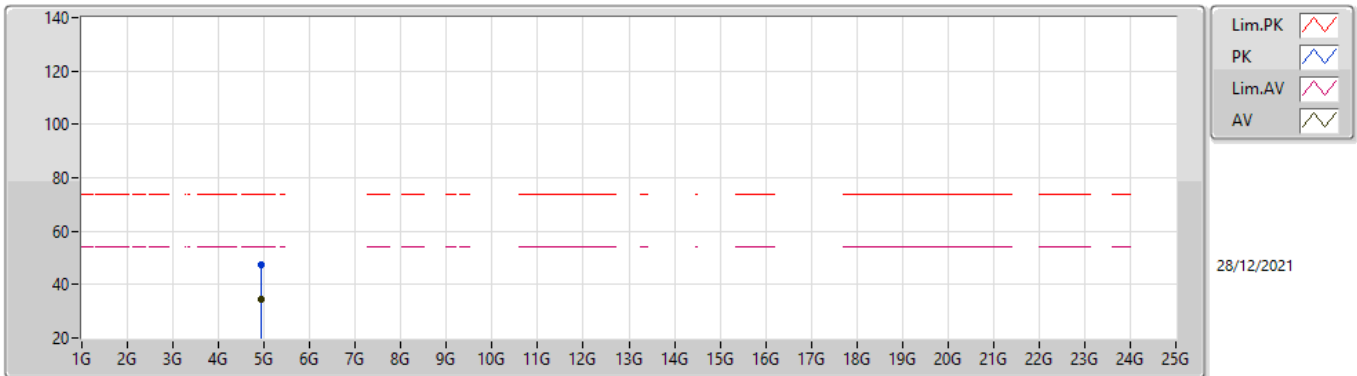


EUTZ_1TX
SET 88
88
4.41

Type	Freq (Hz)	Level (dBuV/m)	Limit (dBuV/m)	Margin (dB)	Raw (dBuV)	Dist (m)	Condition	Azimuth (°)	Height (m)	Comment	AF (dB)	CL (dB)	PA (dB)
PK	2.463G	108.08	Inf	-Inf	76.67	3	Horizontal	98	2.25	-	27.58	3.83	-
AV	2.4612G	104.26	Inf	-Inf	72.86	3	Horizontal	98	2.25	-	27.57	3.83	-
PK	2.4836G	58.88	74.00	-15.12	27.34	3	Horizontal	98	2.25	-	27.70	3.84	-
AV	2.4835G	49.59	54.00	-4.41	18.05	3	Horizontal	98	2.25	-	27.70	3.84	-

802.11b_Nss1,(1Mbps)_1TX

2462MHz_TX

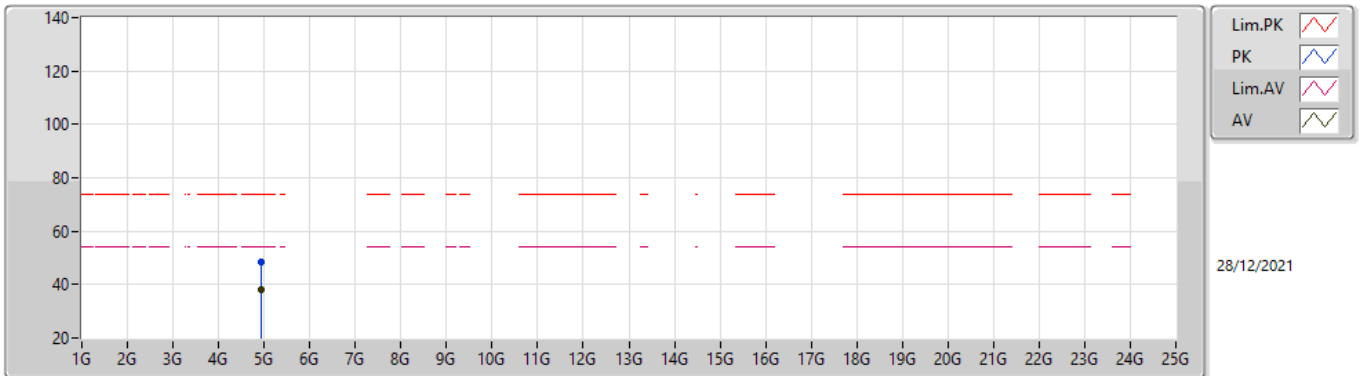


EUTY_1TX
SET 88
88
19.31

Type	Freq (Hz)	Level (dBuV/m)	Limit (dBuV/m)	Margin (dB)	Raw (dBuV)	Dist (m)	Condition	Azimuth (°)	Height (m)	Comment	AF (dB)	CL (dB)	PA (dB)
PK	4.92396G	47.54	74.00	-26.46	41.56	3	Vertical	192	1.78	-	32.65	6.30	32.97
AV	4.92394G	34.69	54.00	-19.31	28.71	3	Vertical	192	1.78	-	32.65	6.30	32.97

802.11b_Nss1,(1Mbps)_1TX

2462MHz_TX

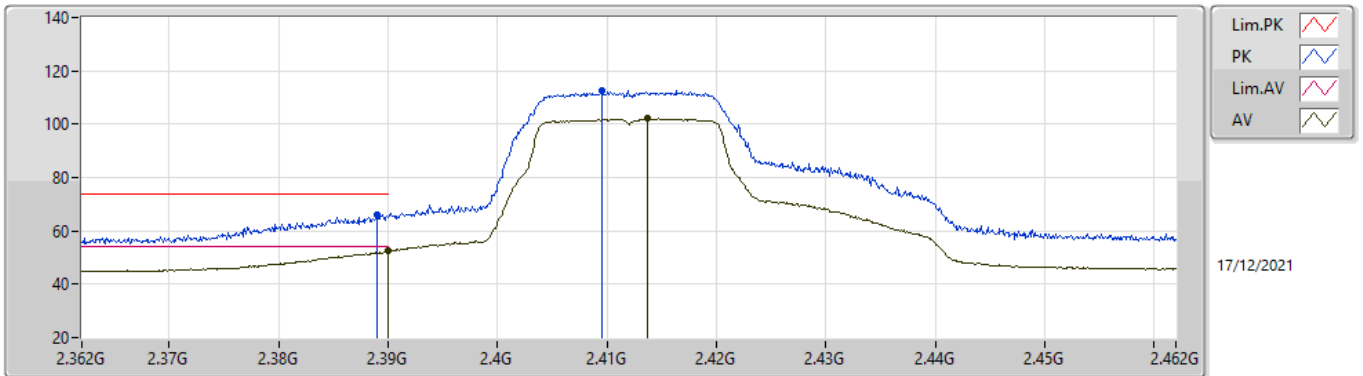


EUTY_1TX
SET 88
88
15.93

Type	Freq (Hz)	Level (dBuV/m)	Limit (dBuV/m)	Margin (dB)	Raw (dBuV)	Dist (m)	Condition	Azimuth (°)	Height (m)	Comment	AF (dB)	CL (dB)	PA (dB)
PK	4.92408G	48.34	74.00	-25.66	42.36	3	Horizontal	320	2.98	-	32.65	6.30	32.97
AV	4.92394G	38.07	54.00	-15.93	32.09	3	Horizontal	320	2.98	-	32.65	6.30	32.97

802.11g_Nss1,(6Mbps)_1TX

2412MHz_TX

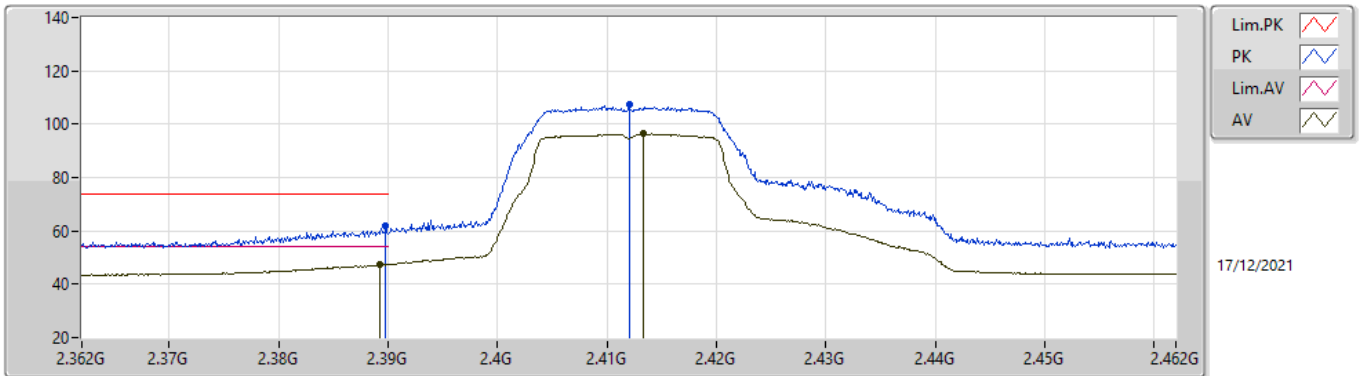


EUT_Z_1TX
 SET 78
 80/60/70/75/77/78
 -0.68/7.53/5.60/3.94/2.34/1.49

Type	Freq (Hz)	Level (dBuV/m)	Limit (dBuV/m)	Margin (dB)	Raw (dBuV)	Dist (m)	Condition	Azimuth (°)	Height (m)	Comment	AF (dB)	CL (dB)	PA (dB)
PK	2.389G	65.85	74.00	-8.15	34.49	3	Vertical	288	2.96	-	27.56	3.80	-
AV	2.39G	52.51	54.00	-1.49	21.15	3	Vertical	288	2.96	-	27.56	3.80	-
PK	2.4096G	112.68	Inf	-Inf	81.30	3	Vertical	288	2.96	-	27.58	3.80	-
AV	2.4137G	102.02	Inf	-Inf	70.64	3	Vertical	288	2.96	-	27.57	3.81	-

802.11g_Nss1,(6Mbps)_1TX

2412MHz_TX

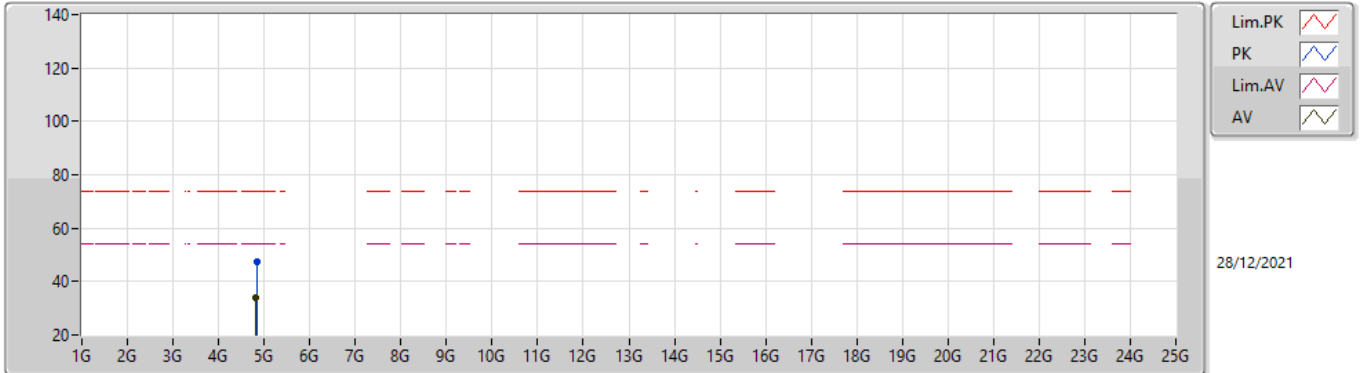


EUTZ_1TX
SET 78
78
6.63

Type	Freq (Hz)	Level (dBuV/m)	Limit (dBuV/m)	Margin (dB)	Raw (dBuV)	Dist (m)	Condition	Azimuth (°)	Height (m)	Comment	AF (dB)	CL (dB)	PA (dB)
PK	2.3898G	62.14	74.00	-11.86	30.78	3	Horizontal	99	2.94	-	27.56	3.80	-
AV	2.3893G	47.37	54.00	-6.63	16.01	3	Horizontal	99	2.94	-	27.56	3.80	-
PK	2.412G	107.34	Inf	-Inf	75.95	3	Horizontal	99	2.94	-	27.58	3.81	-
AV	2.4133G	96.33	Inf	-Inf	64.95	3	Horizontal	99	2.94	-	27.57	3.81	-

802.11g_Nss1,(6Mbps)_1TX

2412MHz_TX

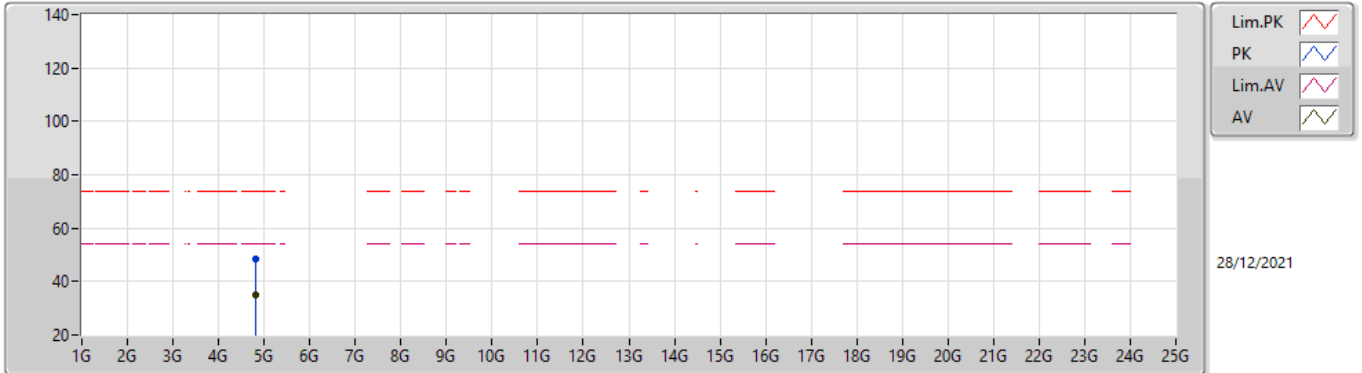


EUTY_1TX
SET 78
78
19.85

Type	Freq (Hz)	Level (dBuV/m)	Limit (dBuV/m)	Margin (dB)	Raw (dBuV)	Dist (m)	Condition	Azimuth (°)	Height (m)	Comment	AF (dB)	CL (dB)	PA (dB)
PK	4.82964G	47.35	74.00	-26.65	41.57	3	Vertical	3	2.49	-	32.46	6.30	32.98
AV	4.82356G	34.15	54.00	-19.85	28.38	3	Vertical	3	2.49	-	32.45	6.30	32.98

802.11g_Nss1,(6Mbps)_1TX

2412MHz_TX

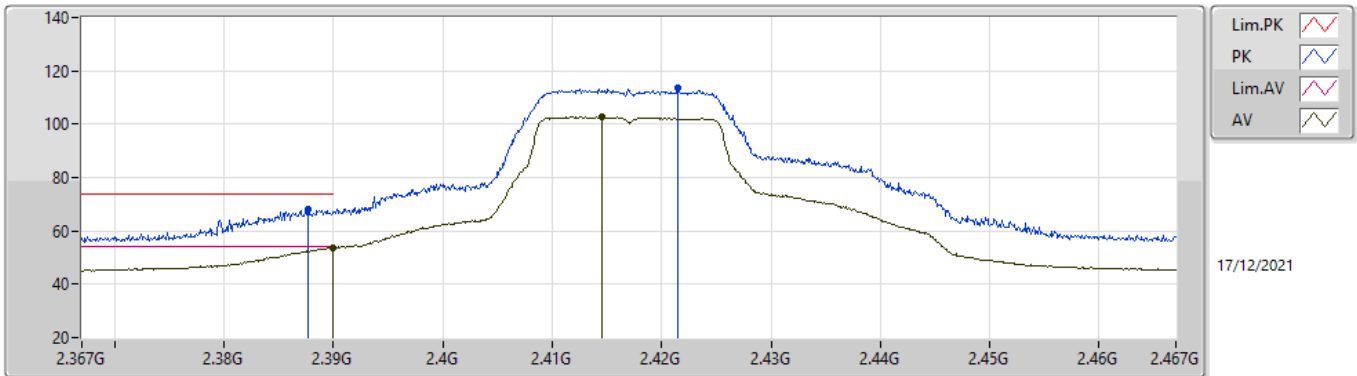


EUTY_1TX
SET 78
78
19.22

Type	Freq (Hz)	Level (dBuV/m)	Limit (dBuV/m)	Margin (dB)	Raw (dBuV)	Dist (m)	Condition	Azimuth (°)	Height (m)	Comment	AF (dB)	CL (dB)	PA (dB)
PK	4.8164G	48.22	74.00	-25.78	42.48	3	Horizontal	33	1.73	-	32.43	6.30	32.99
AV	4.8233G	34.78	54.00	-19.22	29.01	3	Horizontal	33	1.73	-	32.45	6.30	32.98

802.11g_Nss1,(6Mbps)_1TX

2417MHz_TX

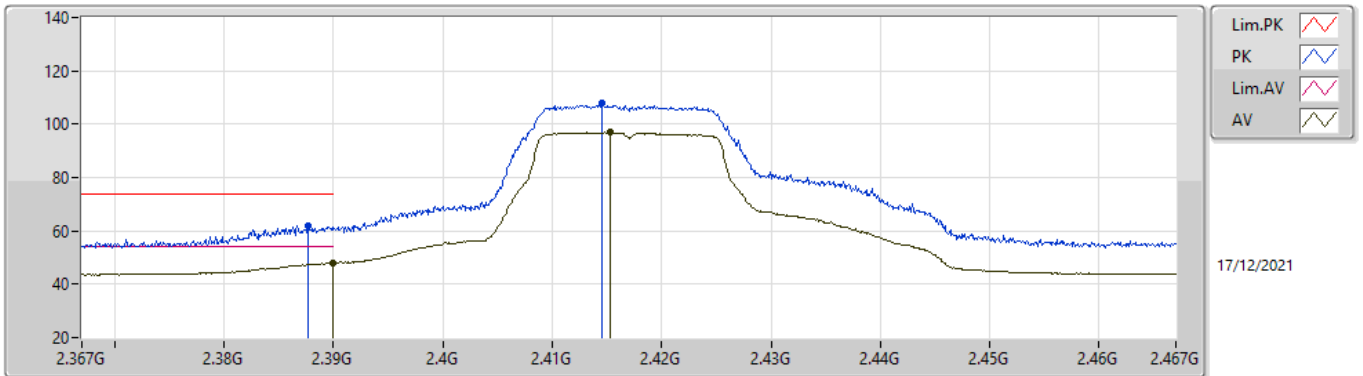


EUT_Z_1TX
 SET 82
 80/100/90/85/83/82
 2.53/-14.78/-4.52/-1.72/-0.83/0.26

Type	Freq (Hz)	Level (dBuV/m)	Limit (dBuV/m)	Margin (dB)	Raw (dBuV)	Dist (m)	Condition	Azimuth (°)	Height (m)	Comment	AF (dB)	CL (dB)	PA (dB)
PK	2.3877G	68.14	74.00	-5.86	36.79	3	Vertical	292	2.68	-	27.55	3.80	-
AV	2.39G	53.74	54.00	-0.26	22.38	3	Vertical	292	2.68	-	27.56	3.80	-
PK	2.4215G	113.52	Inf	-Inf	82.15	3	Vertical	292	2.68	-	27.56	3.81	-
AV	2.4146G	102.68	Inf	-Inf	71.30	3	Vertical	292	2.68	-	27.57	3.81	-

802.11g_Nss1,(6Mbps)_1TX

2417MHz_TX

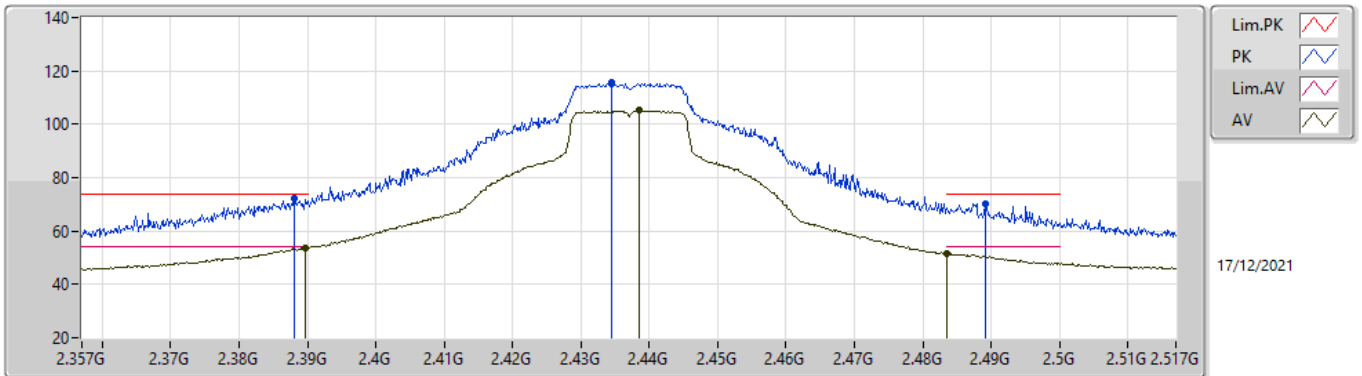


EUT_Z_1TX
SET 82
82
5.95

Type	Freq (Hz)	Level (dBuV/m)	Limit (dBuV/m)	Margin (dB)	Raw (dBuV)	Dist (m)	Condition	Azimuth (°)	Height (m)	Comment	AF (dB)	CL (dB)	PA (dB)
PK	2.3877G	61.97	74.00	-12.03	30.62	3	Horizontal	98	2.96	-	27.55	3.80	-
AV	2.3899G	48.05	54.00	-5.95	16.69	3	Horizontal	98	2.96	-	27.56	3.80	-
PK	2.4145G	107.82	Inf	-Inf	76.44	3	Horizontal	98	2.96	-	27.57	3.81	-
AV	2.4153G	96.90	Inf	-Inf	65.52	3	Horizontal	98	2.96	-	27.57	3.81	-

802.11g_Nss1,(6Mbps)_1TX

2437MHz_TX

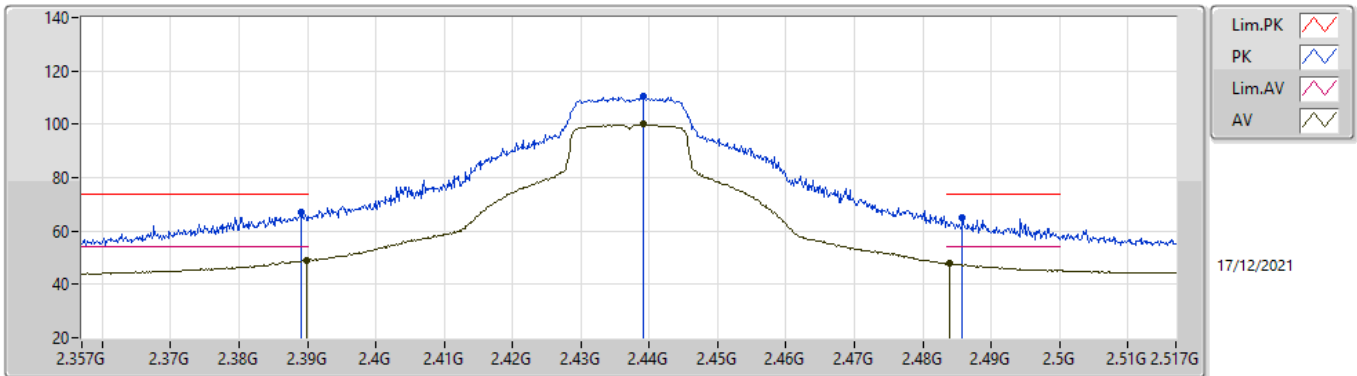


EUT_Z_1TX
 SET 93
 80/100/90/95/93
 7.66/-6.78/2.54/-1.59/0.24

Type	Freq (Hz)	Level (dBuV/m)	Limit (dBuV/m)	Margin (dB)	Raw (dBuV)	Dist (m)	Condition	Azimuth (°)	Height (m)	Comment	AF (dB)	CL (dB)	PA (dB)
PK	2.38804G	72.19	74.00	-1.81	40.84	3	Vertical	301	2.95	-	27.55	3.80	-
AV	2.38964G	53.76	54.00	-0.24	22.40	3	Vertical	301	2.95	-	27.56	3.80	-
PK	2.43444G	115.55	Inf	-Inf	84.20	3	Vertical	301	2.95	-	27.53	3.82	-
AV	2.43844G	105.13	Inf	-Inf	73.79	3	Vertical	301	2.95	-	27.52	3.82	-
PK	2.48916G	70.29	74.00	-3.71	38.72	3	Vertical	301	2.95	-	27.73	3.84	-
AV	2.4835G	51.52	54.00	-2.48	19.98	3	Vertical	301	2.95	-	27.70	3.84	-

802.11g_Nss1,(6Mbps)_1TX

2437MHz_TX

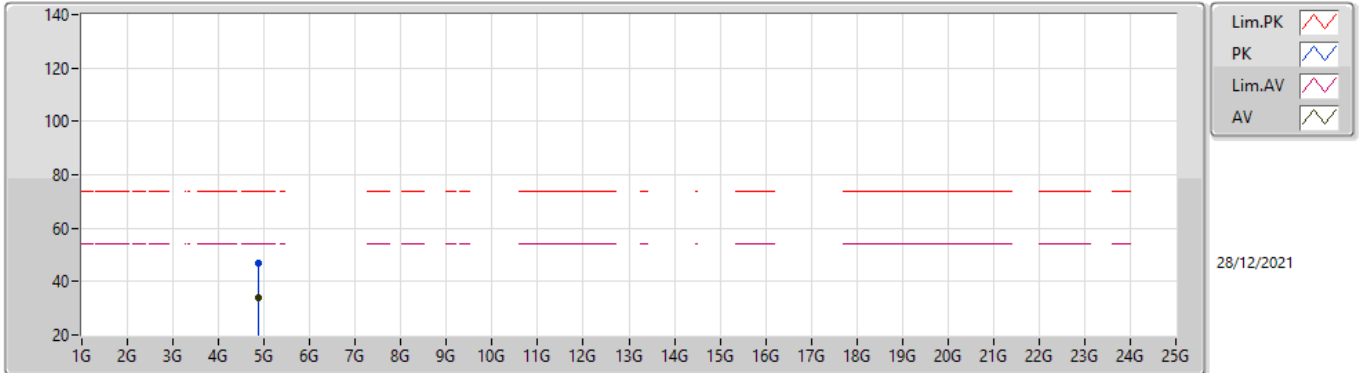


EUTZ_1TX
SET 93
93
5.16

Type	Freq (Hz)	Level (dBuV/m)	Limit (dBuV/m)	Margin (dB)	Raw (dBuV)	Dist (m)	Condition	Azimuth (°)	Height (m)	Comment	AF (dB)	CL (dB)	PA (dB)
PK	2.38916G	66.84	74.00	-7.16	35.48	3	Horizontal	97	1.12	-	27.56	3.80	-
AV	2.38996G	48.84	54.00	-5.16	17.48	3	Horizontal	97	1.12	-	27.56	3.80	-
PK	2.43908G	110.37	Inf	-Inf	79.03	3	Horizontal	97	1.12	-	27.52	3.82	-
AV	2.43908G	100.05	Inf	-Inf	68.71	3	Horizontal	97	1.12	-	27.52	3.82	-
PK	2.4858G	64.92	74.00	-9.08	33.37	3	Horizontal	97	1.12	-	27.71	3.84	-
AV	2.48388G	47.75	54.00	-6.25	16.21	3	Horizontal	97	1.12	-	27.70	3.84	-

802.11g_Nss1,(6Mbps)_1TX

2437MHz_TX

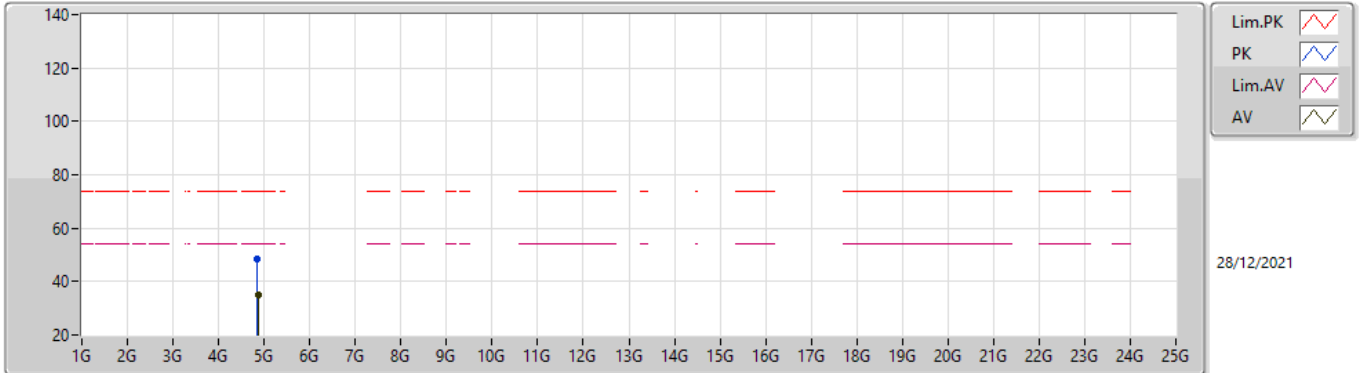


EUTY_1TX
SET 93
93
20.16

Type	Freq (Hz)	Level (dBuV/m)	Limit (dBuV/m)	Margin (dB)	Raw (dBuV)	Dist (m)	Condition	Azimuth (°)	Height (m)	Comment	AF (dB)	CL (dB)	PA (dB)
PK	4.8688G	47.10	74.00	-26.90	41.24	3	Vertical	358	1.80	-	32.54	6.30	32.98
AV	4.87708G	33.84	54.00	-20.16	27.97	3	Vertical	358	1.80	-	32.55	6.30	32.98

802.11g_Nss1,(6Mbps)_1TX

2437MHz_TX

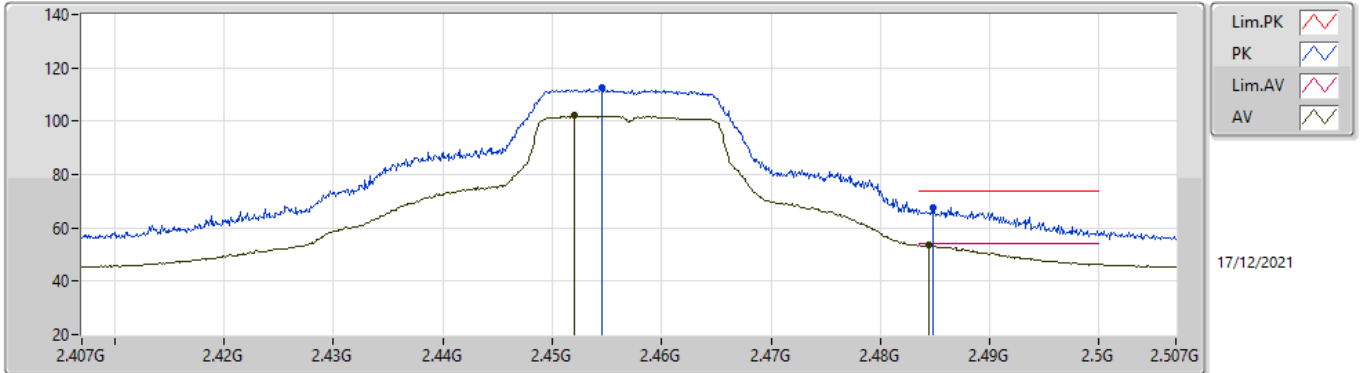


EUTY_1TX
SET 93
93
19.12

Type	Freq (Hz)	Level (dBuV/m)	Limit (dBuV/m)	Margin (dB)	Raw (dBuV)	Dist (m)	Condition	Azimuth (°)	Height (m)	Comment	AF (dB)	CL (dB)	PA (dB)
PK	4.85864G	48.41	74.00	-25.59	42.57	3	Horizontal	305	2.88	-	32.52	6.30	32.98
AV	4.86712G	34.88	54.00	-19.12	29.03	3	Horizontal	305	2.88	-	32.53	6.30	32.98

802.11g_Nss1,(6Mbps)_1TX

2457MHz_TX

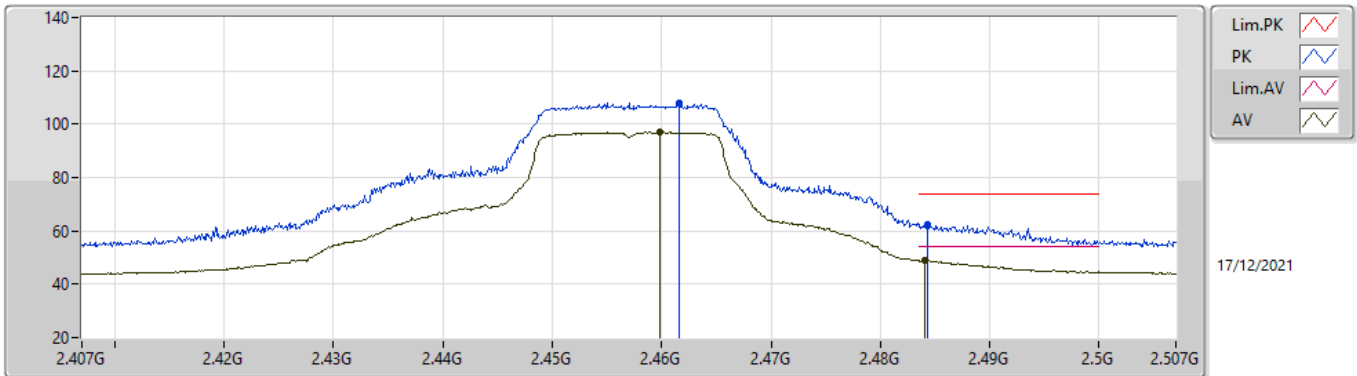


EUT_Z_1TX
 SET 85
 80/100/90/85/87/86/85
 4.71/-14.94/-2.53/0.46/-0.68/-0.01/0.49

Type	Freq (Hz)	Level (dBuV/m)	Limit (dBuV/m)	Margin (dB)	Raw (dBuV)	Dist (m)	Condition	Azimuth (°)	Height (m)	Comment	AF (dB)	CL (dB)	PA (dB)
PK	2.4546G	112.34	Inf	-Inf	80.98	3	Vertical	77	2.92	-	27.53	3.83	-
AV	2.452G	102.02	Inf	-Inf	70.68	3	Vertical	77	2.92	-	27.51	3.83	-
PK	2.4848G	67.67	74.00	-6.33	36.12	3	Vertical	77	2.92	-	27.71	3.84	-
AV	2.4844G	53.51	54.00	-0.49	21.96	3	Vertical	77	2.92	-	27.71	3.84	-

802.11g_Nss1,(6Mbps)_1TX

2457MHz_TX

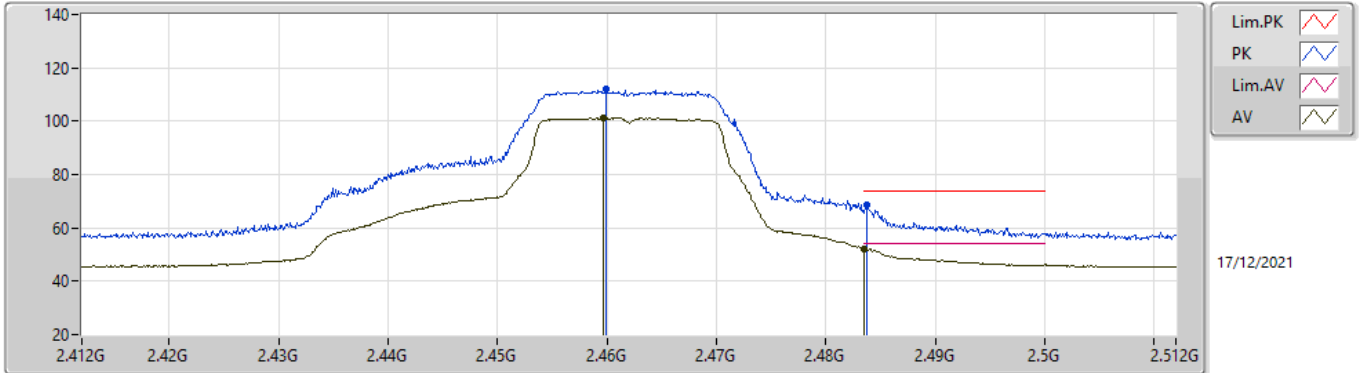


EUT_Z_1TX
SET 85
85
4.88

Type	Freq (Hz)	Level (dBuV/m)	Limit (dBuV/m)	Margin (dB)	Raw (dBuV)	Dist (m)	Condition	Azimuth (°)	Height (m)	Comment	AF (dB)	CL (dB)	PA (dB)
PK	2.4616G	108.11	Inf	-Inf	76.71	3	Horizontal	98	2.84	-	27.57	3.83	-
AV	2.4599G	96.99	Inf	-Inf	65.60	3	Horizontal	98	2.84	-	27.56	3.83	-
PK	2.4843G	62.66	74.00	-11.34	31.11	3	Horizontal	98	2.84	-	27.71	3.84	-
AV	2.484G	49.12	54.00	-4.88	17.58	3	Horizontal	98	2.84	-	27.70	3.84	-

802.11g_Nss1,(6Mbps)_1TX

2462MHz_TX

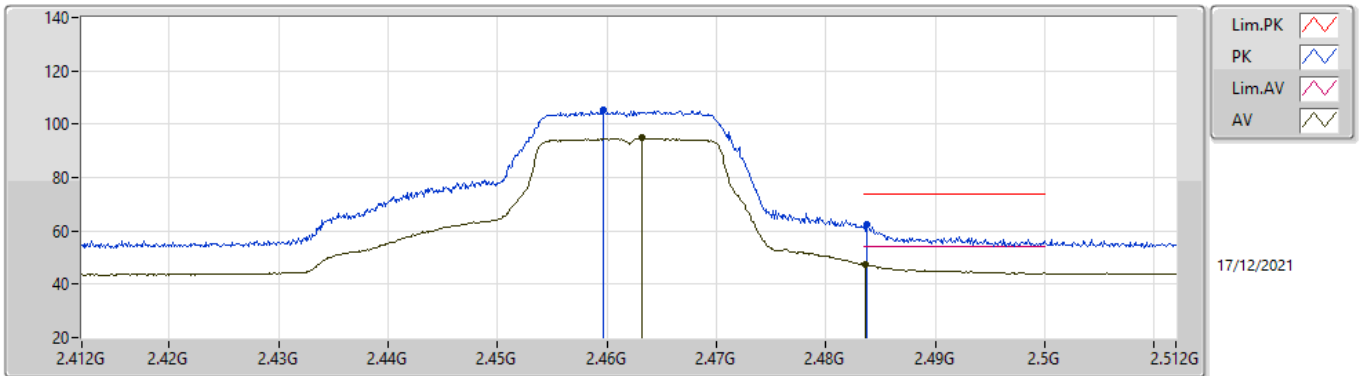


EUT_Z_1TX
 SET 78
 80/60/70/75/77/78
 -0.82/9.09/8.04/4.67/2.83/1.86

Type	Freq (Hz)	Level (dBuV/m)	Limit (dBuV/m)	Margin (dB)	Raw (dBuV)	Dist (m)	Condition	Azimuth (°)	Height (m)	Comment	AF (dB)	CL (dB)	PA (dB)
PK	2.4599G	112.23	Inf	-Inf	80.84	3	Vertical	288	2.83	-	27.56	3.83	-
AV	2.4597G	101.17	Inf	-Inf	69.78	3	Vertical	288	2.83	-	27.56	3.83	-
PK	2.4837G	68.59	74.00	-5.41	37.05	3	Vertical	288	2.83	-	27.70	3.84	-
AV	2.4835G	52.14	54.00	-1.86	20.60	3	Vertical	288	2.83	-	27.70	3.84	-

802.11g_Nss1,(6Mbps)_1TX

2462MHz_TX

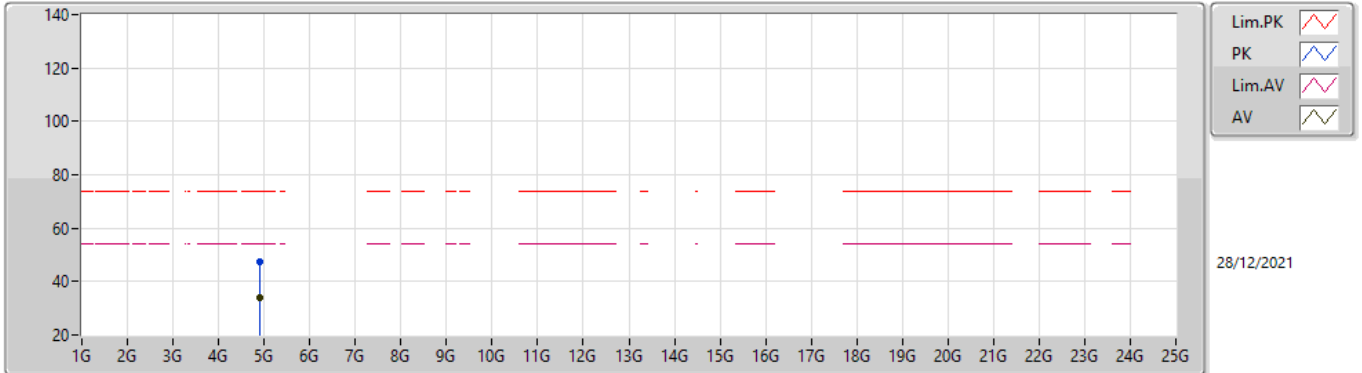


EUT_Z_1TX
SET 78
78
6.64

Type	Freq (Hz)	Level (dBuV/m)	Limit (dBuV/m)	Margin (dB)	Raw (dBuV)	Dist (m)	Condition	Azimuth (°)	Height (m)	Comment	AF (dB)	CL (dB)	PA (dB)
PK	2.4597G	105.22	Inf	-Inf	73.83	3	Horizontal	110	2.81	-	27.56	3.83	-
AV	2.4632G	94.78	Inf	-Inf	63.37	3	Horizontal	110	2.81	-	27.58	3.83	-
PK	2.4837G	62.34	74.00	-11.66	30.80	3	Horizontal	110	2.81	-	27.70	3.84	-
AV	2.4836G	47.36	54.00	-6.64	15.82	3	Horizontal	110	2.81	-	27.70	3.84	-

802.11g_Nss1,(6Mbps)_1TX

2462MHz_TX

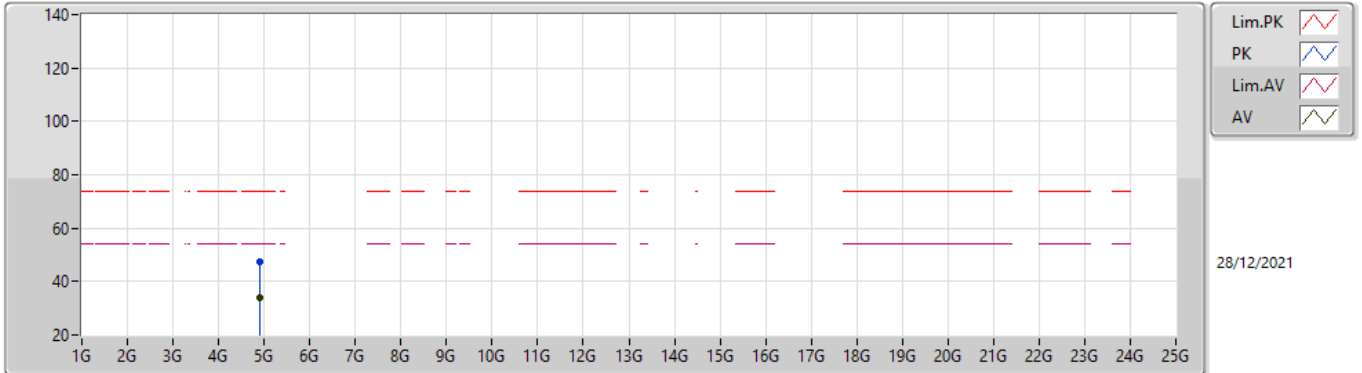


EUTY_1TX
SET 78
78
19.95

Type	Freq (Hz)	Level (dBuV/m)	Limit (dBuV/m)	Margin (dB)	Raw (dBuV)	Dist (m)	Condition	Azimuth (°)	Height (m)	Comment	AF (dB)	CL (dB)	PA (dB)
PK	4.9182G	47.29	74.00	-26.71	41.32	3	Vertical	211	1.80	-	32.64	6.30	32.97
AV	4.90962G	34.05	54.00	-19.95	28.10	3	Vertical	211	1.80	-	32.62	6.30	32.97

802.11g_Nss1,(6Mbps)_1TX

2462MHz_TX

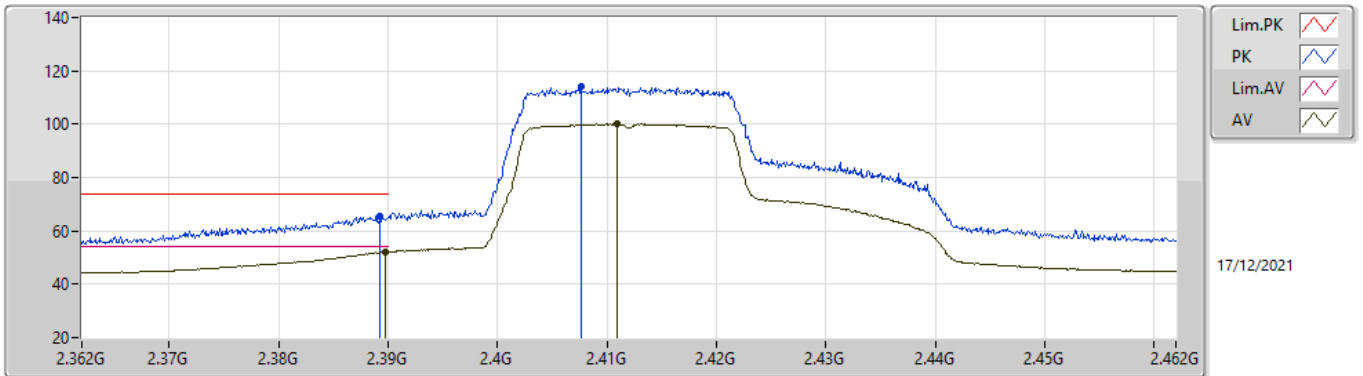


EUTY_1TX
SET 78
78
19.93

Type	Freq (Hz)	Level (dBuV/m)	Limit (dBuV/m)	Margin (dB)	Raw (dBuV)	Dist (m)	Condition	Azimuth (°)	Height (m)	Comment	AF (dB)	CL (dB)	PA (dB)
PK	4.91572G	47.40	74.00	-26.60	41.44	3	Horizontal	311	1.80	-	32.63	6.30	32.97
AV	4.91806G	34.07	54.00	-19.93	28.10	3	Horizontal	311	1.80	-	32.64	6.30	32.97

802.11ax HEW20_Nss1,(MCS0)_1TX

2412MHz_TX

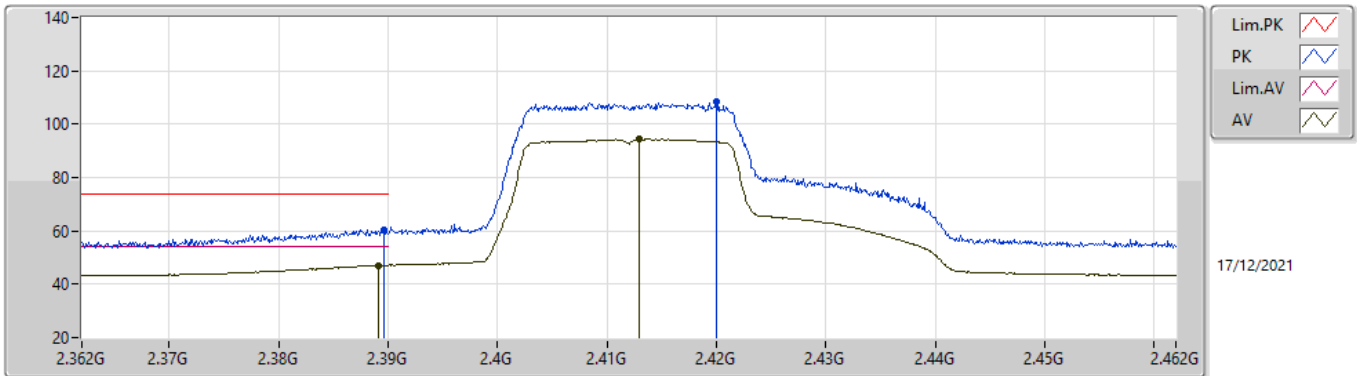


EUT_Z_1TX
 SET 78
 80/60/70/75/77/78
 -0.77/7.15/5.71/4.65/3.42/1.91

Type	Freq (Hz)	Level (dBuV/m)	Limit (dBuV/m)	Margin (dB)	Raw (dBuV)	Dist (m)	Condition	Azimuth (°)	Height (m)	Comment	AF (dB)	CL (dB)	PA (dB)
PK	2.3893G	65.60	74.00	-8.40	34.24	3	Vertical	290	2.69	-	27.56	3.80	-
AV	2.3898G	52.09	54.00	-1.91	20.73	3	Vertical	290	2.69	-	27.56	3.80	-
PK	2.4076G	114.22	Inf	-Inf	82.84	3	Vertical	290	2.69	-	27.58	3.80	-
AV	2.4109G	100.05	Inf	-Inf	68.66	3	Vertical	290	2.69	-	27.58	3.81	-

802.11ax HEW20_Nss1,(MCS0)_1TX

2412MHz_TX

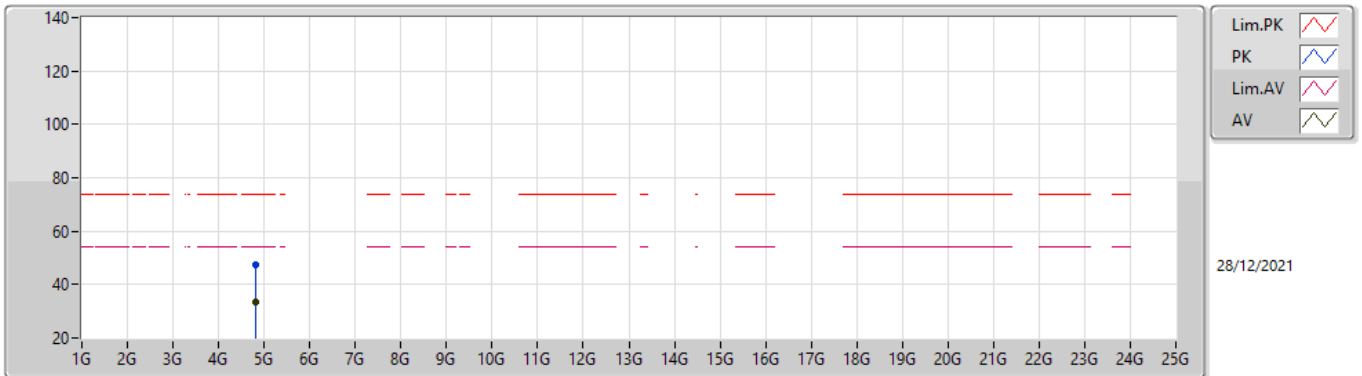


EUTZ_1TX
SET 78
78
6.88

Type	Freq (Hz)	Level (dBuV/m)	Limit (dBuV/m)	Margin (dB)	Raw (dBuV)	Dist (m)	Condition	Azimuth (°)	Height (m)	Comment	AF (dB)	CL (dB)	PA (dB)
PK	2.3896G	60.57	74.00	-13.43	29.21	3	Horizontal	95	2.95	-	27.56	3.80	-
AV	2.3891G	47.12	54.00	-6.88	15.76	3	Horizontal	95	2.95	-	27.56	3.80	-
PK	2.42G	108.24	Inf	-Inf	76.87	3	Horizontal	95	2.95	-	27.56	3.81	-
AV	2.413G	94.33	Inf	-Inf	62.95	3	Horizontal	95	2.95	-	27.57	3.81	-

802.11ax HEW20_Nss1,(MCS0)_1TX

2412MHz_TX

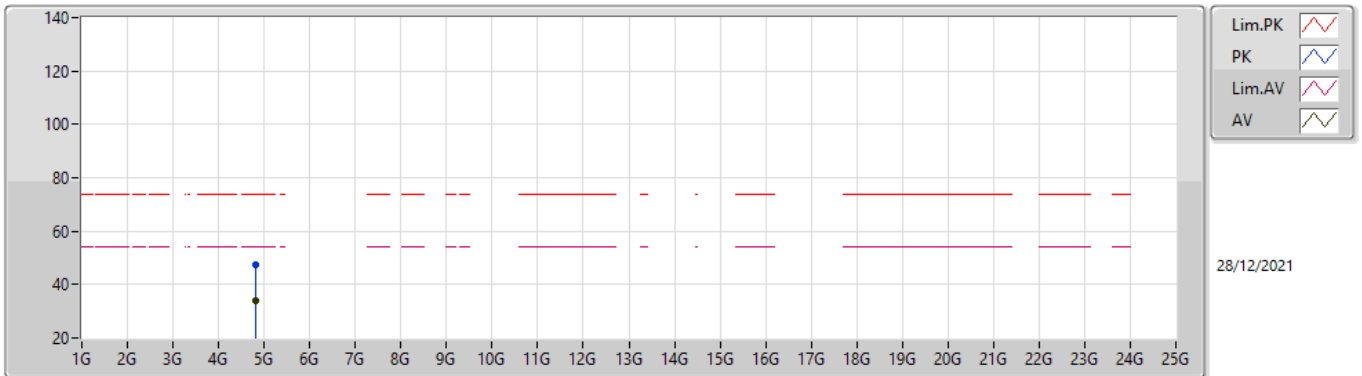


EUTY_1TX
SET 78
78
20.77

Type	Freq (Hz)	Level (dBuV/m)	Limit (dBuV/m)	Margin (dB)	Raw (dBuV)	Dist (m)	Condition	Azimuth (°)	Height (m)	Comment	AF (dB)	CL (dB)	PA (dB)
PK	4.81516G	47.41	74.00	-26.59	41.67	3	Vertical	36	1.80	-	32.43	6.30	32.99
AV	4.82064G	33.23	54.00	-20.77	27.48	3	Vertical	36	1.80	-	32.44	6.30	32.99

802.11ax HEW20_Nss1,(MCS0)_1TX

2412MHz_TX

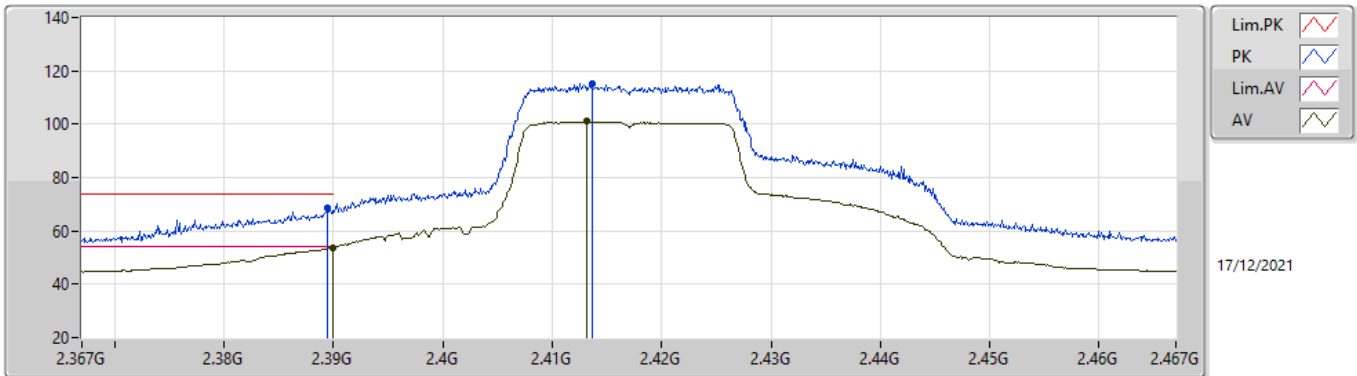


EUTY_1TX
SET 78
78
20.14

Type	Freq (Hz)	Level (dBuV/m)	Limit (dBuV/m)	Margin (dB)	Raw (dBuV)	Dist (m)	Condition	Azimuth (°)	Height (m)	Comment	AF (dB)	CL (dB)	PA (dB)
PK	4.8228G	47.56	74.00	-26.44	41.79	3	Horizontal	38	1.65	-	32.45	6.30	32.98
AV	4.82616G	33.86	54.00	-20.14	28.09	3	Horizontal	38	1.65	-	32.45	6.30	32.98

802.11ax HEW20_Nss1,(MCS0)_1TX

2417MHz_TX

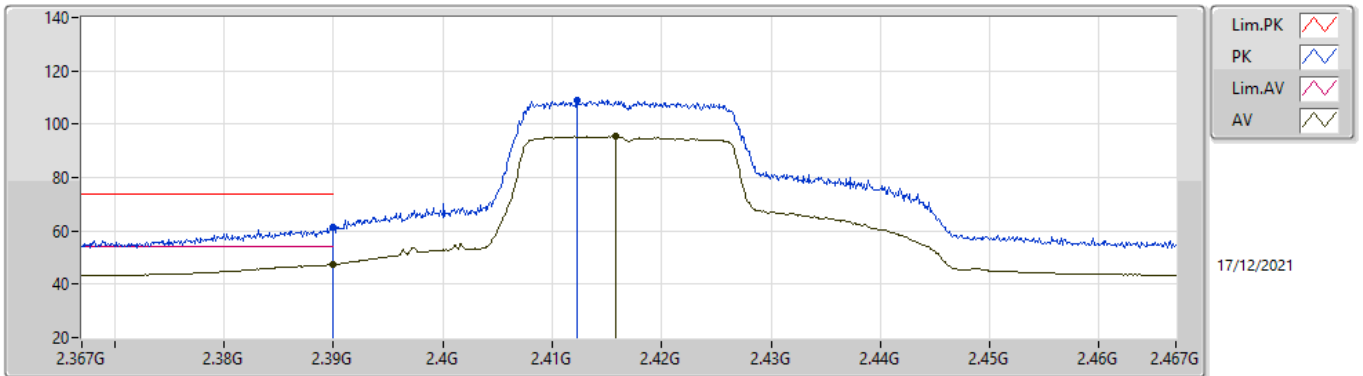


EUT_Z_1TX
 SET 82
 80/100/90/85/83/82
 2.94/-19.28/-6.47/-2.50/-0.20/0.19

Type	Freq (Hz)	Level (dBuV/m)	Limit (dBuV/m)	Margin (dB)	Raw (dBuV)	Dist (m)	Condition	Azimuth (°)	Height (m)	Comment	AF (dB)	CL (dB)	PA (dB)
PK	2.3894G	68.48	74.00	-5.52	37.12	3	Vertical	291	2.69	-	27.56	3.80	-
AV	2.39G	53.81	54.00	-0.19	22.45	3	Vertical	291	2.69	-	27.56	3.80	-
PK	2.4136G	115.25	Inf	-Inf	83.87	3	Vertical	291	2.69	-	27.57	3.81	-
AV	2.4132G	100.98	Inf	-Inf	69.60	3	Vertical	291	2.69	-	27.57	3.81	-

802.11ax HEW20_Nss1,(MCS0)_1TX

2417MHz_TX

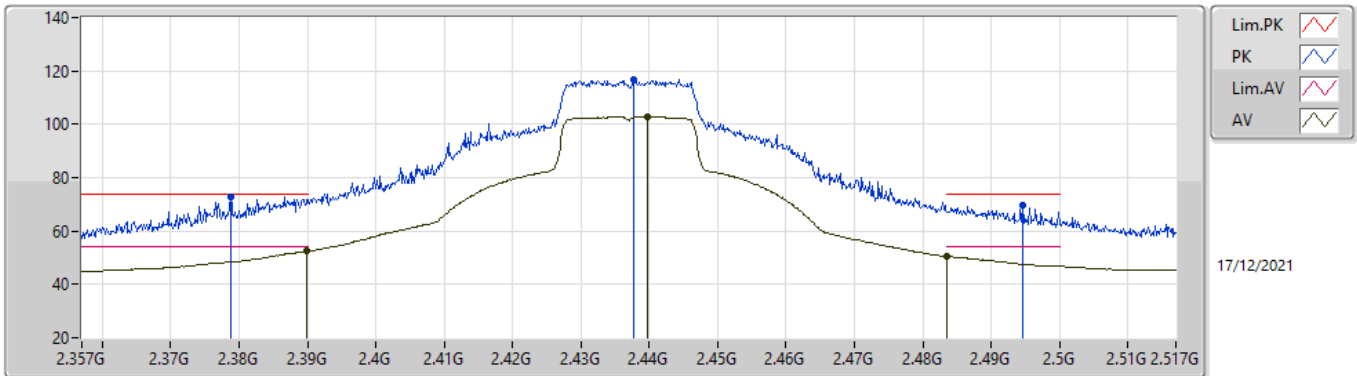


EUT_Z_1TX
SET 82
82
6.58

Type	Freq (Hz)	Level (dBuV/m)	Limit (dBuV/m)	Margin (dB)	Raw (dBuV)	Dist (m)	Condition	Azimuth (°)	Height (m)	Comment	AF (dB)	CL (dB)	PA (dB)
PK	2.3899G	61.40	74.00	-12.60	30.04	3	Horizontal	98	2.94	-	27.56	3.80	-
AV	2.39G	47.42	54.00	-6.58	16.06	3	Horizontal	98	2.94	-	27.56	3.80	-
PK	2.4123G	108.90	Inf	-Inf	77.51	3	Horizontal	98	2.94	-	27.58	3.81	-
AV	2.4158G	95.43	Inf	-Inf	64.05	3	Horizontal	98	2.94	-	27.57	3.81	-

802.11ax HEW20_Nss1,(MCS0)_1TX

2437MHz_TX

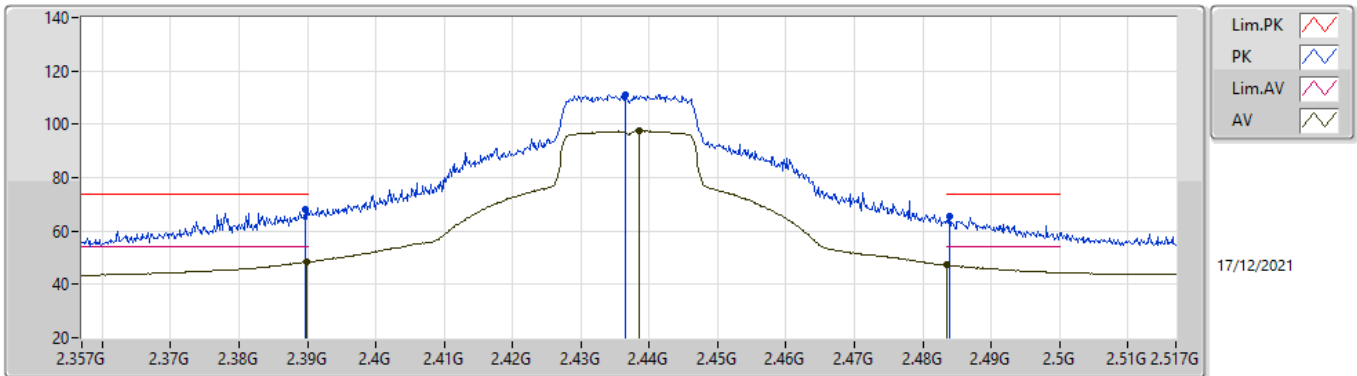


EUT_Z_1TX
 SET 89
 80/100/90/95/93/92/90/89
 6.94/-8.89/0.53/-3.50/-1.34/-0.54/-1.18/1.04

Type	Freq (Hz)	Level (dBuV/m)	Limit (dBuV/m)	Margin (dB)	Raw (dBuV)	Dist (m)	Condition	Azimuth (°)	Height (m)	Comment	AF (dB)	CL (dB)	PA (dB)
PK	2.37876G	72.96	74.00	-1.04	41.64	3	Vertical	300	2.93	-	27.52	3.80	-
AV	2.38996G	52.49	54.00	-1.51	21.13	3	Vertical	300	2.93	-	27.56	3.80	-
PK	2.4378G	116.61	Inf	-Inf	85.27	3	Vertical	300	2.93	-	27.52	3.82	-
AV	2.43972G	102.82	Inf	-Inf	71.48	3	Vertical	300	2.93	-	27.52	3.82	-
PK	2.4946G	69.52	74.00	-4.48	37.90	3	Vertical	300	2.93	-	27.77	3.85	-
AV	2.4835G	50.44	54.00	-3.56	18.90	3	Vertical	300	2.93	-	27.70	3.84	-

802.11ax HEW20_Nss1,(MCS0)_1TX

2437MHz_TX

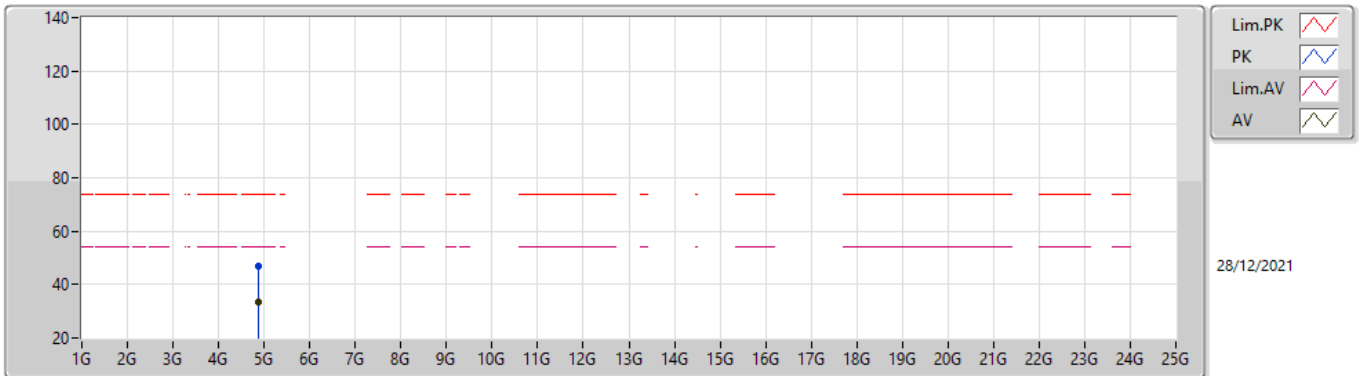


EUT_Z_1TX
SET 89
89
5.61

Type	Freq (Hz)	Level (dBuV/m)	Limit (dBuV/m)	Margin (dB)	Raw (dBuV)	Dist (m)	Condition	Azimuth (°)	Height (m)	Comment	AF (dB)	CL (dB)	PA (dB)
PK	2.38964G	67.86	74.00	-6.14	36.50	3	Horizontal	98	1.14	-	27.56	3.80	-
AV	2.3898G	48.39	54.00	-5.61	17.03	3	Horizontal	98	1.14	-	27.56	3.80	-
PK	2.43652G	111.08	Inf	-Inf	79.73	3	Horizontal	98	1.14	-	27.53	3.82	-
AV	2.43844G	97.44	Inf	-Inf	66.10	3	Horizontal	98	1.14	-	27.52	3.82	-
PK	2.48388G	65.55	74.00	-8.45	34.01	3	Horizontal	98	1.14	-	27.70	3.84	-
AV	2.4835G	47.19	54.00	-6.81	15.65	3	Horizontal	98	1.14	-	27.70	3.84	-

802.11ax HEW20_Nss1,(MCS0)_1TX

2437MHz_TX

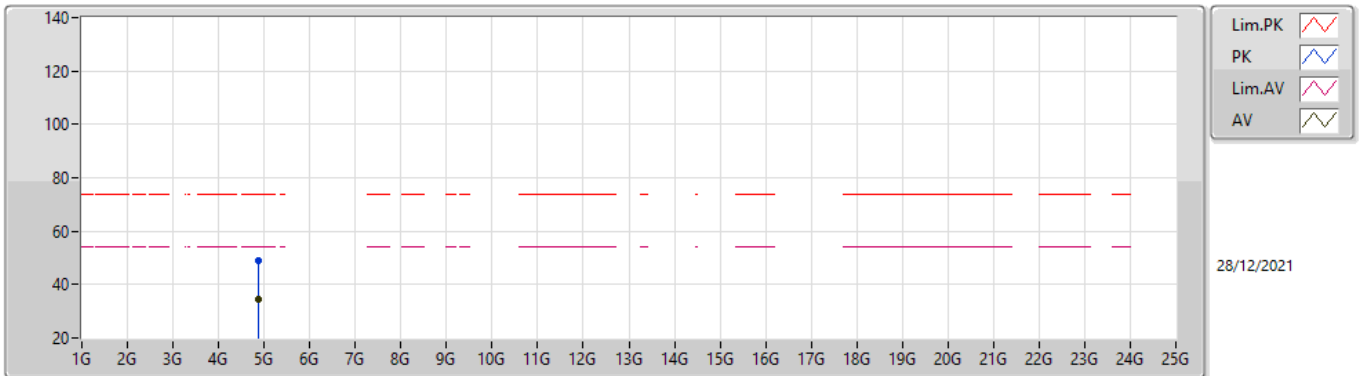


EUTY_1TX
SET 89
89
20.75

Type	Freq (Hz)	Level (dBuV/m)	Limit (dBuV/m)	Margin (dB)	Raw (dBuV)	Dist (m)	Condition	Azimuth (°)	Height (m)	Comment	AF (dB)	CL (dB)	PA (dB)
PK	4.88176G	47.03	74.00	-26.97	41.15	3	Vertical	6	2.46	-	32.56	6.30	32.98
AV	4.87716G	33.25	54.00	-20.75	27.38	3	Vertical	6	2.46	-	32.55	6.30	32.98

802.11ax HEW20_Nss1,(MCS0)_1TX

2437MHz_TX

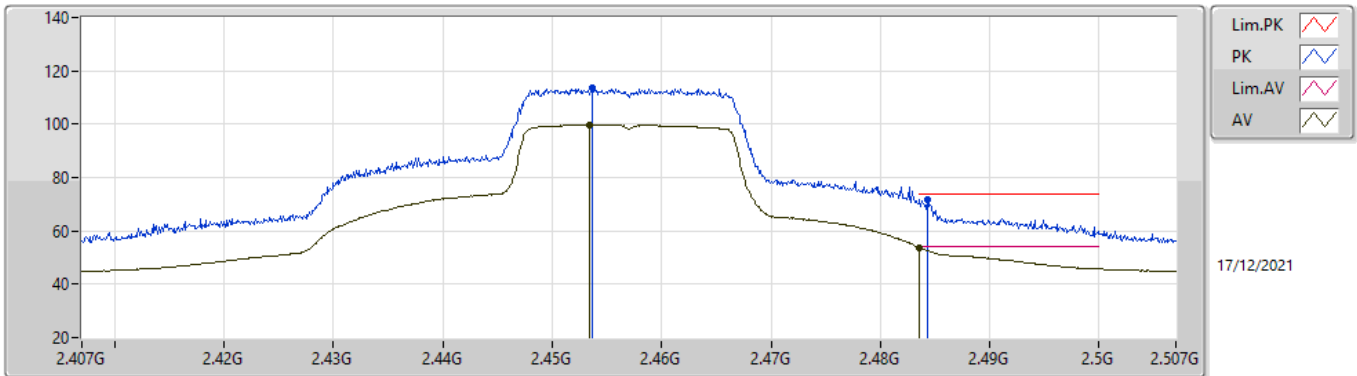


EUTY_1TX
SET 89
89
19.62

Type	Freq (Hz)	Level (dBuV/m)	Limit (dBuV/m)	Margin (dB)	Raw (dBuV)	Dist (m)	Condition	Azimuth (°)	Height (m)	Comment	AF (dB)	CL (dB)	PA (dB)
PK	4.87104G	49.01	74.00	-24.99	43.15	3	Horizontal	301	2.50	-	32.54	6.30	32.98
AV	4.8742G	34.38	54.00	-19.62	28.51	3	Horizontal	301	2.50	-	32.55	6.30	32.98

802.11ax HEW20_Nss1,(MCS0)_1TX

2457MHz_TX

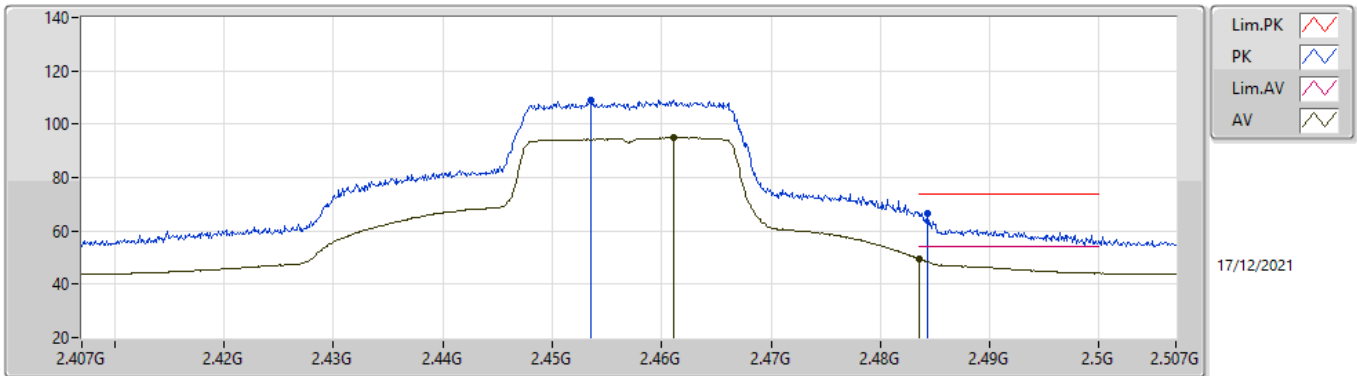


EUT_Z_1TX
 SET 84
 80/100/90/85/83/84
 4.57/-19.61/-5.97/-1.25/1.49/0.17

Type	Freq (Hz)	Level (dBuV/m)	Limit (dBuV/m)	Margin (dB)	Raw (dBuV)	Dist (m)	Condition	Azimuth (°)	Height (m)	Comment	AF (dB)	CL (dB)	PA (dB)
PK	2.4536G	113.58	Inf	-Inf	82.23	3	Vertical	80	2.93	-	27.52	3.83	-
AV	2.4534G	99.90	Inf	-Inf	68.55	3	Vertical	80	2.93	-	27.52	3.83	-
PK	2.4843G	71.58	74.00	-2.42	40.03	3	Vertical	80	2.93	-	27.71	3.84	-
AV	2.4835G	53.83	54.00	-0.17	22.29	3	Vertical	80	2.93	-	27.70	3.84	-

802.11ax HEW20_Nss1,(MCS0)_1TX

2457MHz_TX

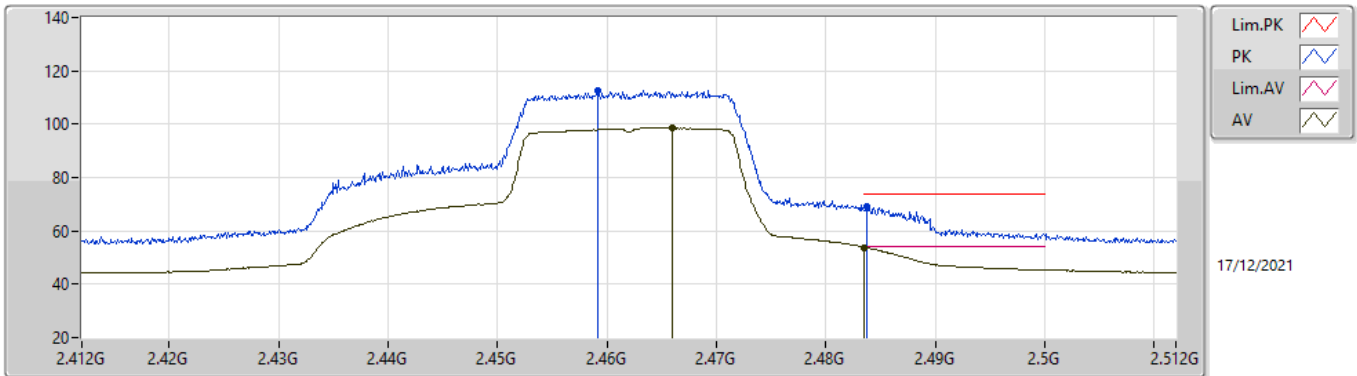


EUT_Z_1TX
SET 84
84
4.36

Type	Freq (Hz)	Level (dBuV/m)	Limit (dBuV/m)	Margin (dB)	Raw (dBuV)	Dist (m)	Condition	Azimuth (°)	Height (m)	Comment	AF (dB)	CL (dB)	PA (dB)
PK	2.4535G	108.98	Inf	-Inf	77.63	3	Horizontal	100	2.27	-	27.52	3.83	-
AV	2.4611G	94.98	Inf	-Inf	63.58	3	Horizontal	100	2.27	-	27.57	3.83	-
PK	2.4843G	66.66	74.00	-7.34	35.11	3	Horizontal	100	2.27	-	27.71	3.84	-
AV	2.4835G	49.64	54.00	-4.36	18.10	3	Horizontal	100	2.27	-	27.70	3.84	-

802.11ax HEW20_Nss1,(MCS0)_1TX

2462MHz_TX

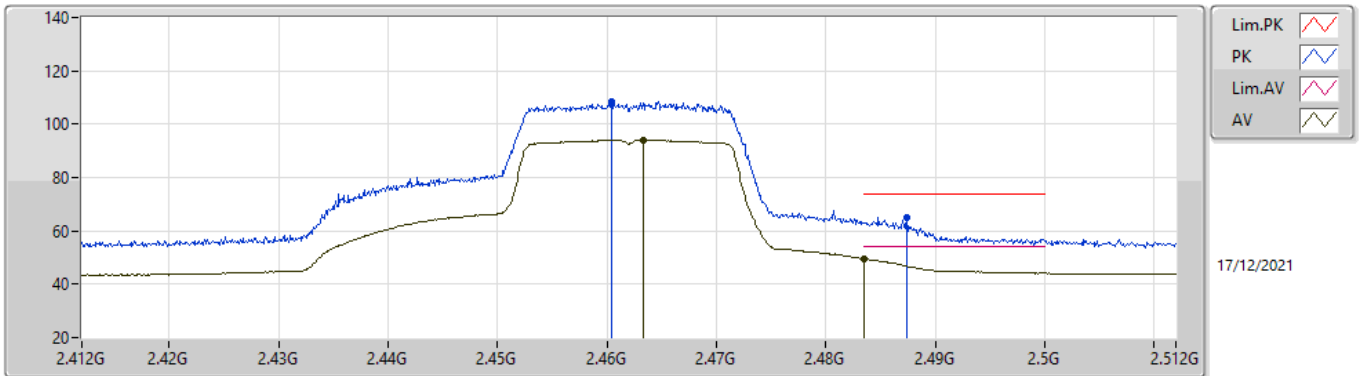


EUTZ_1TX
SET 80
80
0.13

Type	Freq (Hz)	Level (dBuV/m)	Limit (dBuV/m)	Margin (dB)	Raw (dBuV)	Dist (m)	Condition	Azimuth (°)	Height (m)	Comment	AF (dB)	CL (dB)	PA (dB)
PK	2.4592G	112.74	Inf	-Inf	81.35	3	Vertical	81	1.80	-	27.56	3.83	-
AV	2.466G	98.57	Inf	-Inf	67.14	3	Vertical	81	1.80	-	27.60	3.83	-
PK	2.4837G	69.19	74.00	-4.81	37.65	3	Vertical	81	1.80	-	27.70	3.84	-
AV	2.4835G	53.87	54.00	-0.13	22.33	3	Vertical	81	1.80	-	27.70	3.84	-

802.11ax HEW20_Nss1,(MCS0)_1TX

2462MHz_TX

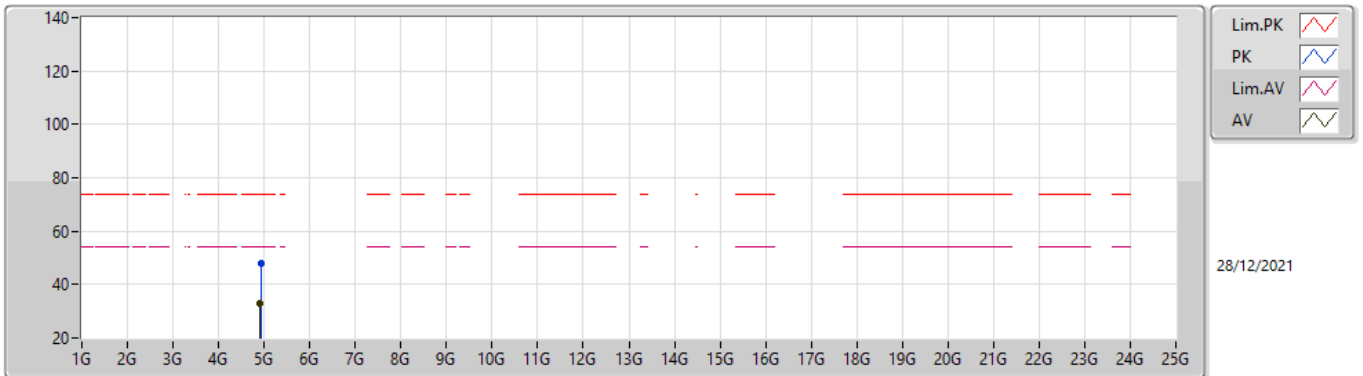


EUTZ_1TX
SET 80
80
4.44

Type	Freq (Hz)	Level (dBuV/m)	Limit (dBuV/m)	Margin (dB)	Raw (dBuV)	Dist (m)	Condition	Azimuth (°)	Height (m)	Comment	AF (dB)	CL (dB)	PA (dB)
PK	2.4604G	108.54	Inf	-Inf	77.15	3	Horizontal	97	2.27	-	27.56	3.83	-
AV	2.4633G	94.11	Inf	-Inf	62.70	3	Horizontal	97	2.27	-	27.58	3.83	-
PK	2.4874G	65.04	74.00	-8.96	33.48	3	Horizontal	97	2.27	-	27.72	3.84	-
AV	2.4835G	49.56	54.00	-4.44	18.02	3	Horizontal	97	2.27	-	27.70	3.84	-

802.11ax HEW20_Nss1,(MCS0)_1TX

2462MHz_TX

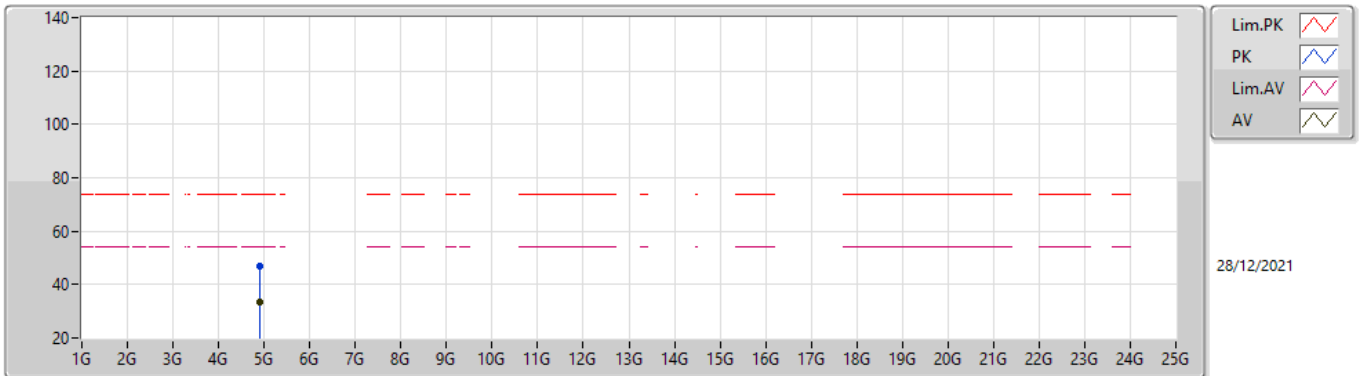


EUTY_1TX
SET 80
80
20.82

Type	Freq (Hz)	Level (dBuV/m)	Limit (dBuV/m)	Margin (dB)	Raw (dBuV)	Dist (m)	Condition	Azimuth (°)	Height (m)	Comment	AF (dB)	CL (dB)	PA (dB)
PK	4.92364G	47.74	74.00	-26.26	41.76	3	Vertical	6	2.68	-	32.65	6.30	32.97
AV	4.91734G	33.18	54.00	-20.82	27.22	3	Vertical	6	2.68	-	32.63	6.30	32.97

802.11ax HEW20_Nss1,(MCS0)_1TX

2462MHz_TX



EUTY_1TX
SET 80
80
20.79

Type	Freq (Hz)	Level (dBuV/m)	Limit (dBuV/m)	Margin (dB)	Raw (dBuV)	Dist (m)	Condition	Azimuth (°)	Height (m)	Comment	AF (dB)	CL (dB)	PA (dB)
PK	4.90784G	47.01	74.00	-26.99	41.06	3	Horizontal	0	1.84	-	32.62	6.30	32.97
AV	4.90858G	33.21	54.00	-20.79	27.26	3	Horizontal	0	1.84	-	32.62	6.30	32.97

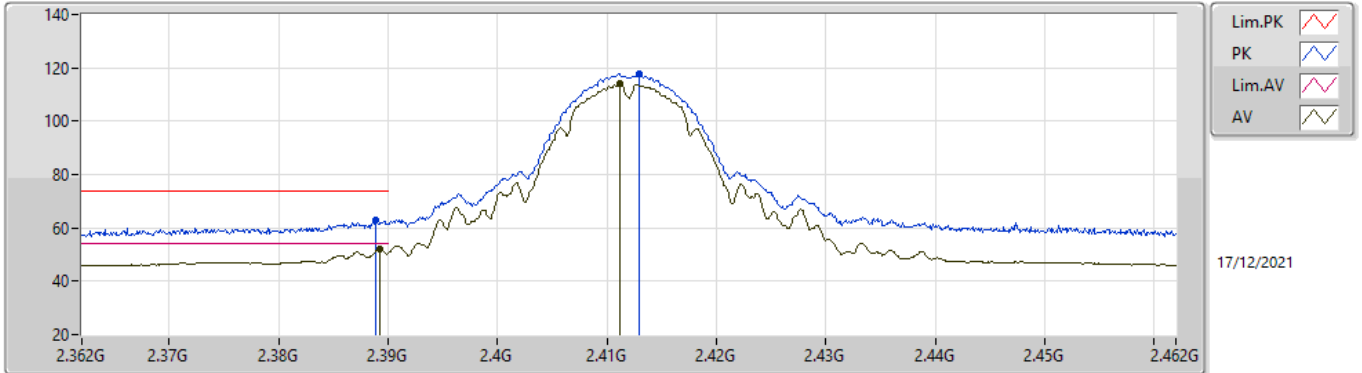


For 2T1S and 2T2S
Summary

Mode	Result	Type	Freq (Hz)	Level (dBuV/m)	Limit (dBuV/m)	Margin (dB)	Dist (m)	Condition	Azimuth (°)	Height (m)	Comments
2.4-2.4835GHz	-	-	-	-	-	-	-	-	-	-	-
802.11b_Nss1,(1Mbps)_2TX	Pass	AV	2.4835G	53.25	54.00	-0.75	3	Vertical	47	2.79	-
802.11g_Nss1,(6Mbps)_2TX	Pass	AV	2.3899G	53.67	54.00	-0.33	3	Vertical	29	2.98	-
802.11ax HEW20_Nss2,(MCS0)_2TX	Pass	AV	2.38996G	53.68	54.00	-0.32	3	Vertical	75	2.97	-

802.11b_Nss1,(1Mbps)_2TX

2412MHz_TX

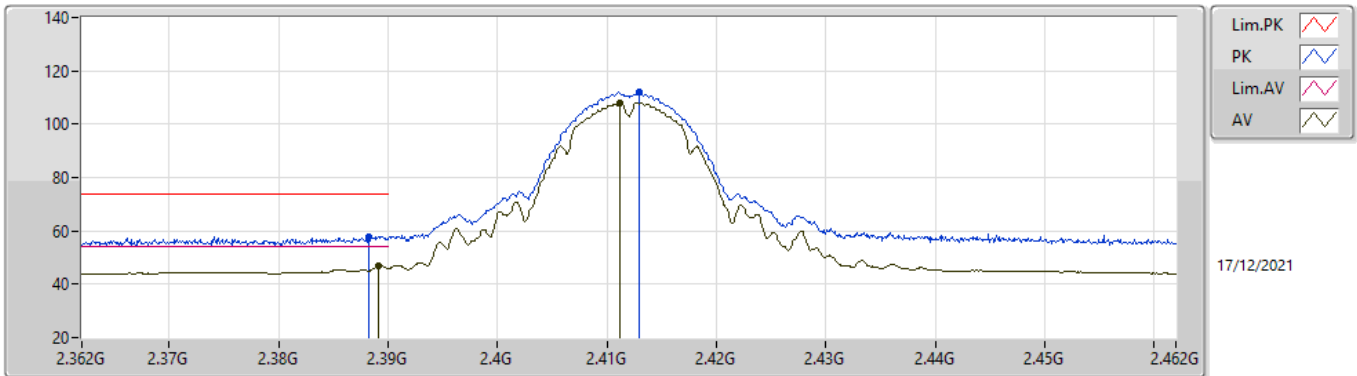


EUT_Z_2TX
 SET 85
 80/100/90/85/87/86/85
 5.81/-28.27/-2.89/1.71/-1.90/-0.89/1.74

Type	Freq (Hz)	Level (dBuV/m)	Limit (dBuV/m)	Margin (dB)	Raw (dBuV)	Dist (m)	Condition	Azimuth (°)	Height (m)	Comment	AF (dB)	CL (dB)	PA (dB)
PK	2.3889G	62.86	74.00	-11.14	31.50	3	Vertical	293	2.42	-	27.56	3.80	-
AV	2.3892G	52.26	54.00	-1.74	20.90	3	Vertical	293	2.42	-	27.56	3.80	-
PK	2.4129G	117.75	Inf	-Inf	86.37	3	Vertical	293	2.42	-	27.57	3.81	-
AV	2.4112G	113.88	Inf	-Inf	82.49	3	Vertical	293	2.42	-	27.58	3.81	-

802.11b_Nss1,(1Mbps)_2TX

2412MHz_TX

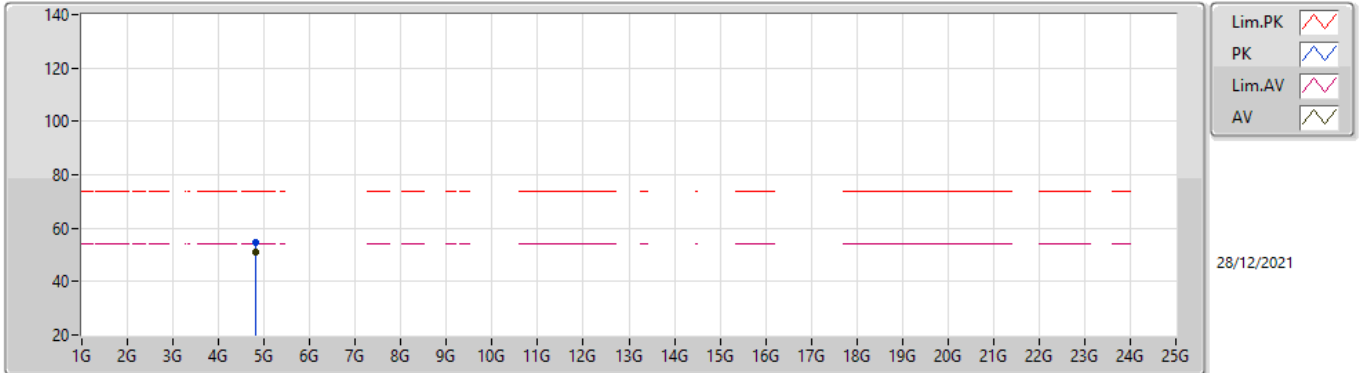


EUT_Z_2TX
SET 85
85
7.02

Type	Freq (Hz)	Level (dBuV/m)	Limit (dBuV/m)	Margin (dB)	Raw (dBuV)	Dist (m)	Condition	Azimuth (°)	Height (m)	Comment	AF (dB)	CL (dB)	PA (dB)
PK	2.3882G	58.01	74.00	-15.99	26.66	3	Horizontal	3	1.36	-	27.55	3.80	-
AV	2.3891G	46.98	54.00	-7.02	15.62	3	Horizontal	3	1.36	-	27.56	3.80	-
PK	2.413G	112.01	Inf	-Inf	80.63	3	Horizontal	3	1.36	-	27.57	3.81	-
AV	2.4112G	108.17	Inf	-Inf	76.78	3	Horizontal	3	1.36	-	27.58	3.81	-

802.11b_Nss1,(1Mbps)_2TX

2412MHz_TX

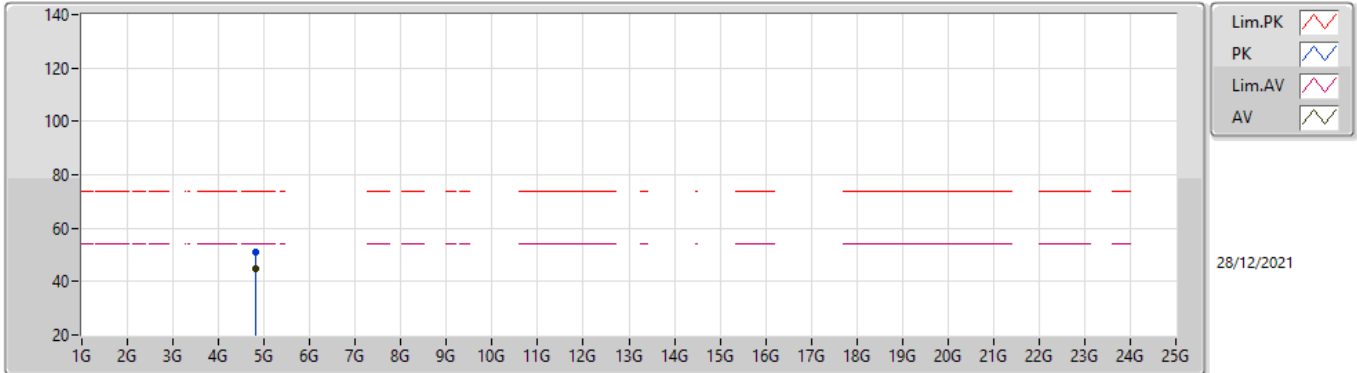


EUT_Z_2TX
SET 85
85
3.04

Type	Freq (Hz)	Level (dBuV/m)	Limit (dBuV/m)	Margin (dB)	Raw (dBuV)	Dist (m)	Condition	Azimuth (°)	Height (m)	Comment	AF (dB)	CL (dB)	PA (dB)
PK	4.82396G	54.48	74.00	-19.52	48.71	3	Vertical	356	2.40	-	32.45	6.30	32.98
AV	4.82394G	50.96	54.00	-3.04	45.19	3	Vertical	356	2.40	-	32.45	6.30	32.98

802.11b_Nss1,(1Mbps)_2TX

2412MHz_TX

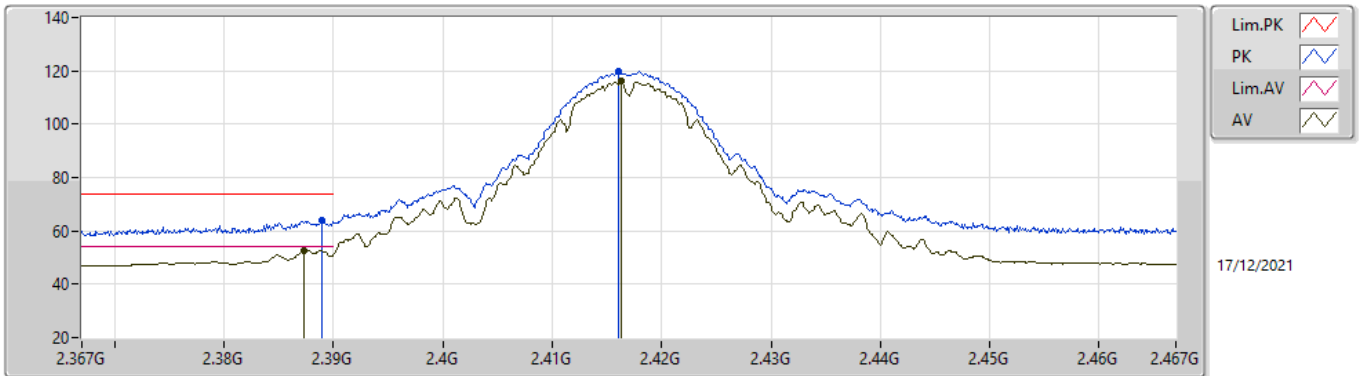


EUT_Z_2TX
SET 85
85
9.05

Type	Freq (Hz)	Level (dBuV/m)	Limit (dBuV/m)	Margin (dB)	Raw (dBuV)	Dist (m)	Condition	Azimuth (°)	Height (m)	Comment	AF (dB)	CL (dB)	PA (dB)
PK	4.82396G	50.94	74.00	-23.06	45.17	3	Horizontal	214	2.55	-	32.45	6.30	32.98
AV	4.824G	44.95	54.00	-9.05	39.18	3	Horizontal	214	2.55	-	32.45	6.30	32.98

802.11b_Nss1,(1Mbps)_2TX

2417MHz_TX

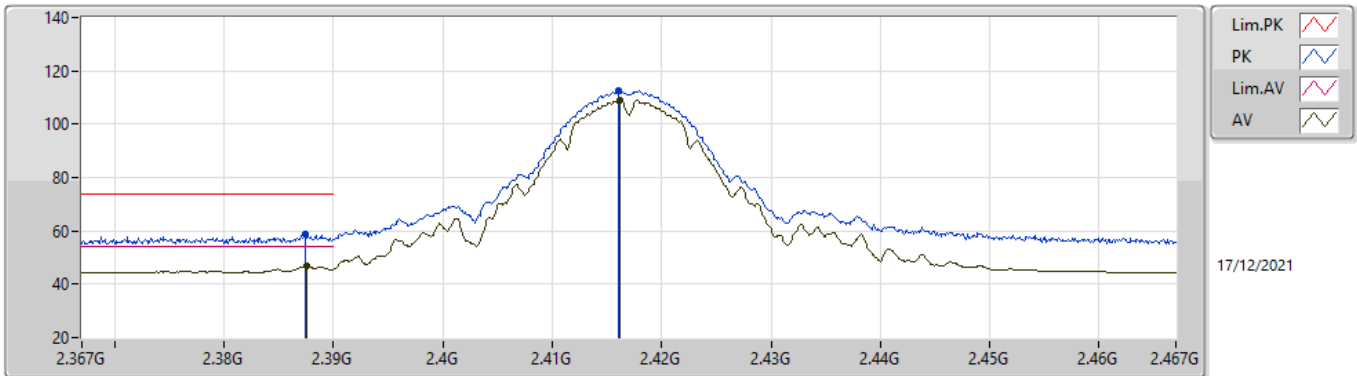


EUT_Z_2TX
 SET 90
 80/100/90/95/93/92/90
 5.77/-33.23/1.21/-10.88/-5.14/-1.39/1.35

Type	Freq (Hz)	Level (dBuV/m)	Limit (dBuV/m)	Margin (dB)	Raw (dBuV)	Dist (m)	Condition	Azimuth (°)	Height (m)	Comment	AF (dB)	CL (dB)	PA (dB)
PK	2.389G	64.10	74.00	-9.90	32.74	3	Vertical	41	2.97	-	27.56	3.80	-
AV	2.3873G	52.65	54.00	-1.35	21.30	3	Vertical	41	2.97	-	27.55	3.80	-
PK	2.416G	119.78	Inf	-Inf	88.40	3	Vertical	41	2.97	-	27.57	3.81	-
AV	2.4163G	116.01	Inf	-Inf	84.63	3	Vertical	41	2.97	-	27.57	3.81	-

802.11b_Nss1,(1Mbps)_2TX

2417MHz_TX

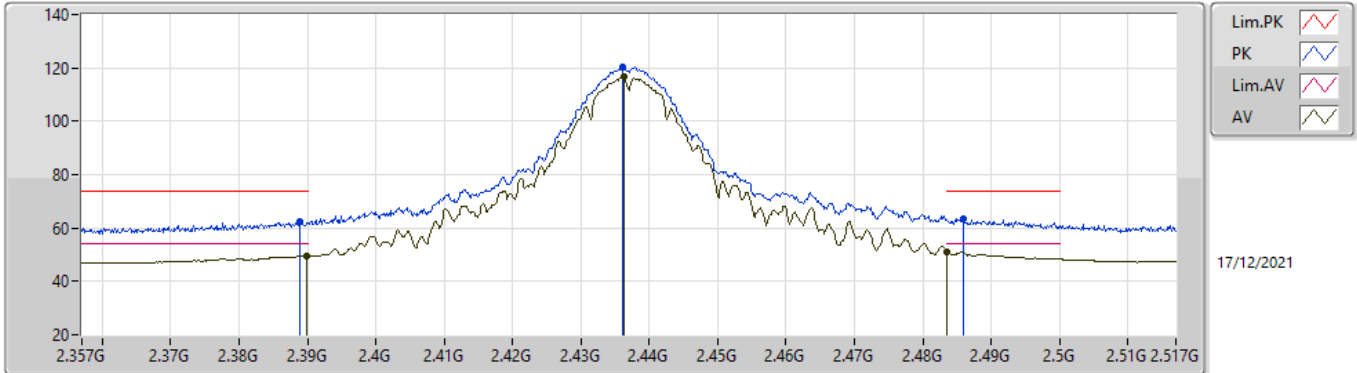


EUT_Z_2TX
SET 90
90
7.18

Type	Freq (Hz)	Level (dBuV/m)	Limit (dBuV/m)	Margin (dB)	Raw (dBuV)	Dist (m)	Condition	Azimuth (°)	Height (m)	Comment	AF (dB)	CL (dB)	PA (dB)
PK	2.3874G	58.78	74.00	-15.22	27.43	3	Horizontal	3	1.38	-	27.55	3.80	-
AV	2.3875G	46.82	54.00	-7.18	15.47	3	Horizontal	3	1.38	-	27.55	3.80	-
PK	2.416G	112.66	Inf	-Inf	81.28	3	Horizontal	3	1.38	-	27.57	3.81	-
AV	2.4162G	108.96	Inf	-Inf	77.58	3	Horizontal	3	1.38	-	27.57	3.81	-

802.11b_Nss1,(1Mbps)_2TX

2437MHz_TX

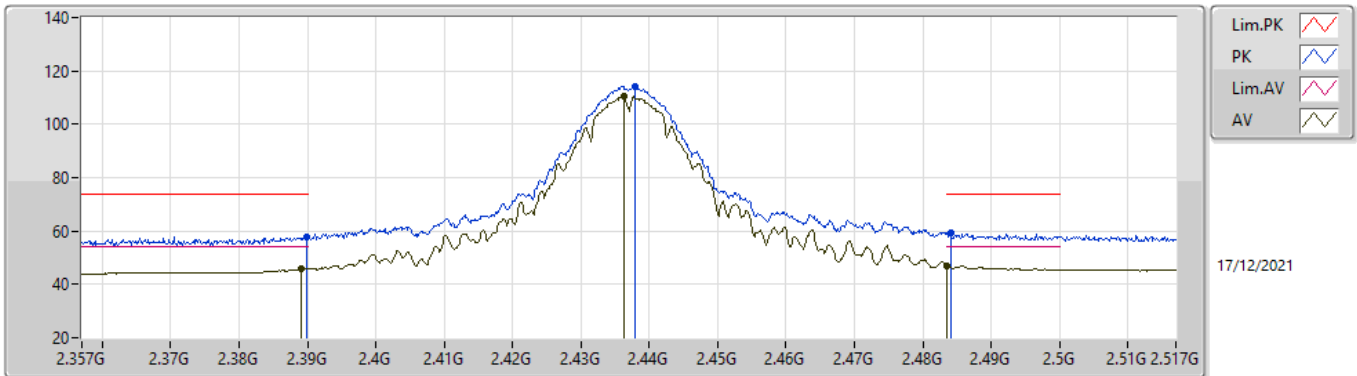


EUT_Z_2TX
 SET 95
 80/100/90/95/97/96/95
 7.26/-24.70/5.88/3.96/-3.49/-0.91/2.84

Type	Freq (Hz)	Level (dBuV/m)	Limit (dBuV/m)	Margin (dB)	Raw (dBuV)	Dist (m)	Condition	Azimuth (°)	Height (m)	Comment	AF (dB)	CL (dB)	PA (dB)
PK	2.38884G	62.31	74.00	-11.69	30.95	3	Vertical	43	2.91	-	27.56	3.80	-
AV	2.38996G	49.72	54.00	-4.28	18.36	3	Vertical	43	2.91	-	27.56	3.80	-
PK	2.43604G	120.32	Inf	-Inf	88.97	3	Vertical	43	2.91	-	27.53	3.82	-
AV	2.4362G	116.47	Inf	-Inf	85.12	3	Vertical	43	2.91	-	27.53	3.82	-
PK	2.48596G	63.44	74.00	-10.56	31.88	3	Vertical	43	2.91	-	27.72	3.84	-
AV	2.4835G	51.16	54.00	-2.84	19.62	3	Vertical	43	2.91	-	27.70	3.84	-

802.11b_Nss1,(1Mbps)_2TX

2437MHz_TX

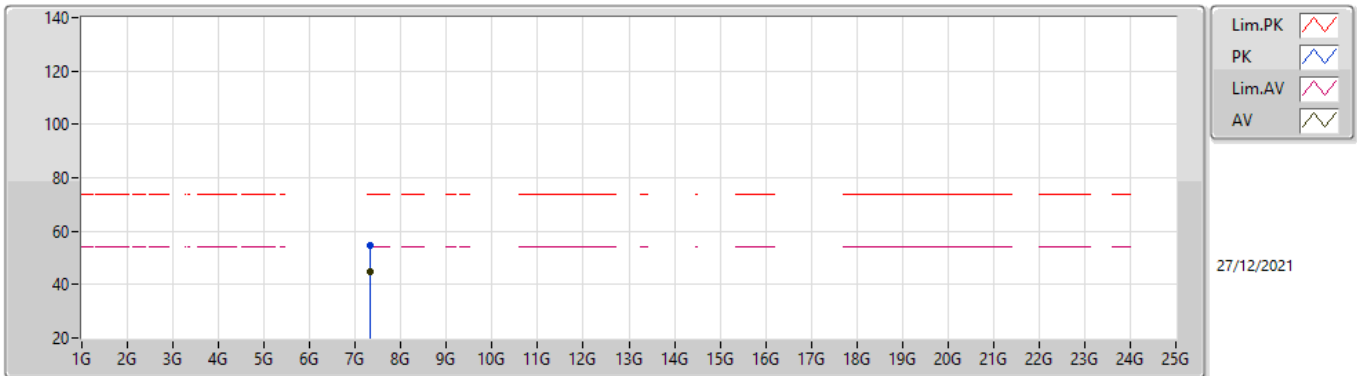


EUT_Z_2TX
SET 95
95
7.14

Type	Freq (Hz)	Level (dBuV/m)	Limit (dBuV/m)	Margin (dB)	Raw (dBuV)	Dist (m)	Condition	Azimuth (°)	Height (m)	Comment	AF (dB)	CL (dB)	PA (dB)
PK	2.3898G	57.84	74.00	-16.16	26.48	3	Horizontal	3	1.13	-	27.56	3.80	-
AV	2.389G	45.71	54.00	-8.29	14.35	3	Horizontal	3	1.13	-	27.56	3.80	-
PK	2.43796G	114.31	Inf	-Inf	82.97	3	Horizontal	3	1.13	-	27.52	3.82	-
AV	2.4362G	110.44	Inf	-Inf	79.09	3	Horizontal	3	1.13	-	27.53	3.82	-
PK	2.48404G	59.31	74.00	-14.69	27.77	3	Horizontal	3	1.13	-	27.70	3.84	-
AV	2.4835G	46.86	54.00	-7.14	15.32	3	Horizontal	3	1.13	-	27.70	3.84	-

802.11b_Nss1,(1Mbps)_2TX

2437MHz_TX

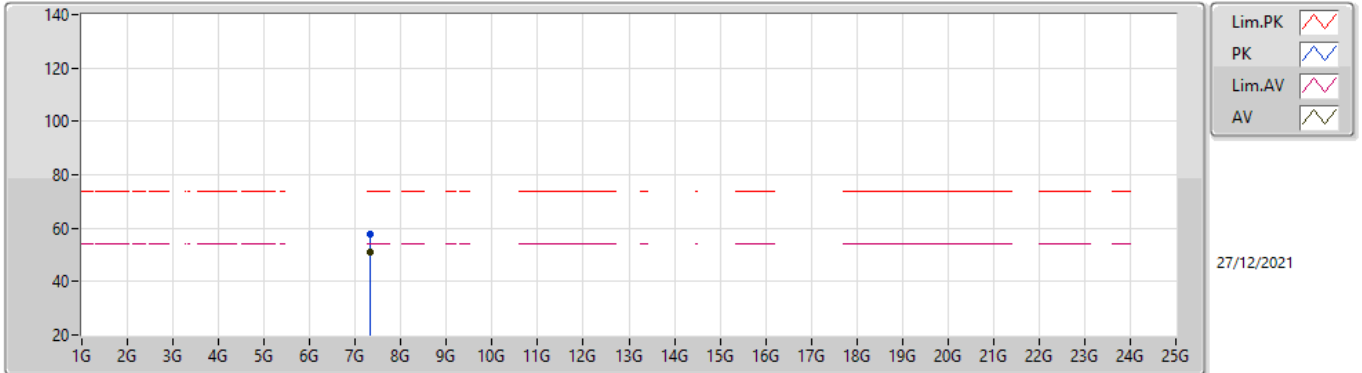


EUTZ_2TX
SET 95
95
9.17

Type	Freq (Hz)	Level (dBuV/m)	Limit (dBuV/m)	Margin (dB)	Raw (dBuV)	Dist (m)	Condition	Azimuth (°)	Height (m)	Comment	AF (dB)	CL (dB)	PA (dB)
PK	7.31072G	54.66	74.00	-19.34	43.15	3	Vertical	150	1.91	-	37.28	7.31	33.08
AV	7.31026G	44.83	54.00	-9.17	33.32	3	Vertical	150	1.91	-	37.28	7.31	33.08

802.11b_Nss1,(1Mbps)_2TX

2437MHz_TX

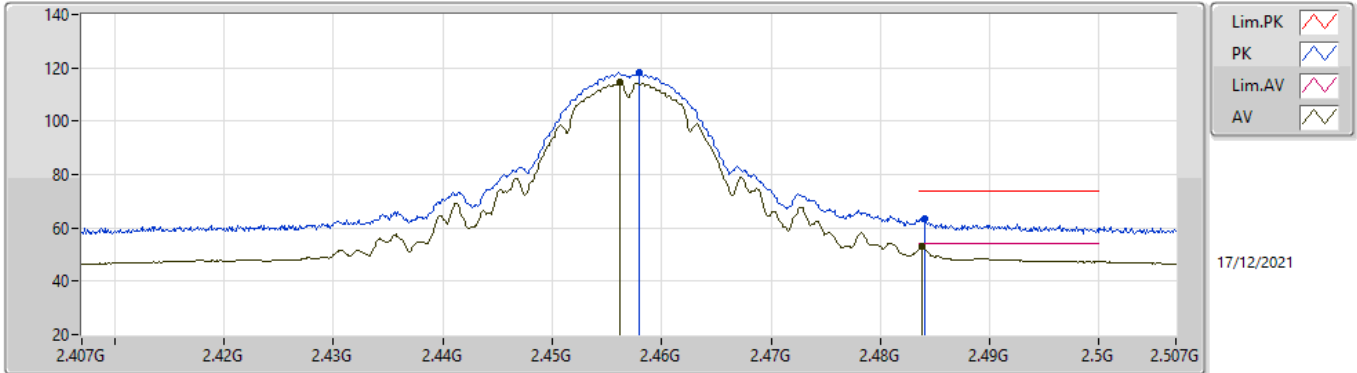


EUTZ_2TX
SET 95
95
3.13

Type	Freq (Hz)	Level (dBuV/m)	Limit (dBuV/m)	Margin (dB)	Raw (dBuV)	Dist (m)	Condition	Azimuth (°)	Height (m)	Comment	AF (dB)	CL (dB)	PA (dB)
PK	7.31196G	57.90	74.00	-16.10	46.39	3	Horizontal	296	1.80	-	37.28	7.31	33.08
AV	7.31028G	50.87	54.00	-3.13	39.36	3	Horizontal	296	1.80	-	37.28	7.31	33.08

802.11b_Nss1,(1Mbps)_2TX

2457MHz_TX

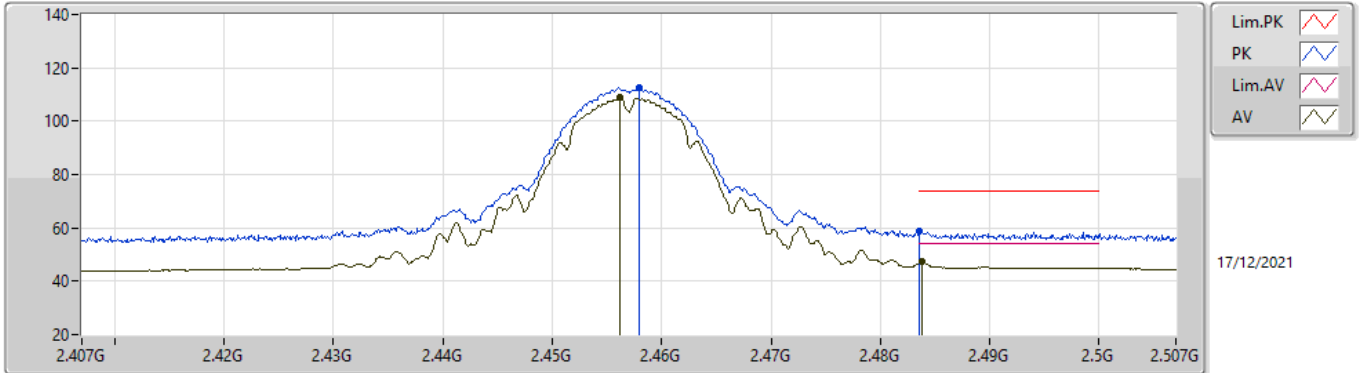


EUT_Z_2TX
 SET 85
 80/100/90/85/87/86/85
 6.23/-36.24/-2.90/1.36/-0.47/-0.03/1.02

Type	Freq (Hz)	Level (dBuV/m)	Limit (dBuV/m)	Margin (dB)	Raw (dBuV)	Dist (m)	Condition	Azimuth (°)	Height (m)	Comment	AF (dB)	CL (dB)	PA (dB)
PK	2.458G	118.26	Inf	-Inf	86.88	3	Vertical	44	2.83	-	27.55	3.83	-
AV	2.4562G	114.47	Inf	-Inf	83.10	3	Vertical	44	2.83	-	27.54	3.83	-
PK	2.4841G	63.42	74.00	-10.58	31.88	3	Vertical	44	2.83	-	27.70	3.84	-
AV	2.4838G	52.98	54.00	-1.02	21.44	3	Vertical	44	2.83	-	27.70	3.84	-

802.11b_Nss1,(1Mbps)_2TX

2457MHz_TX

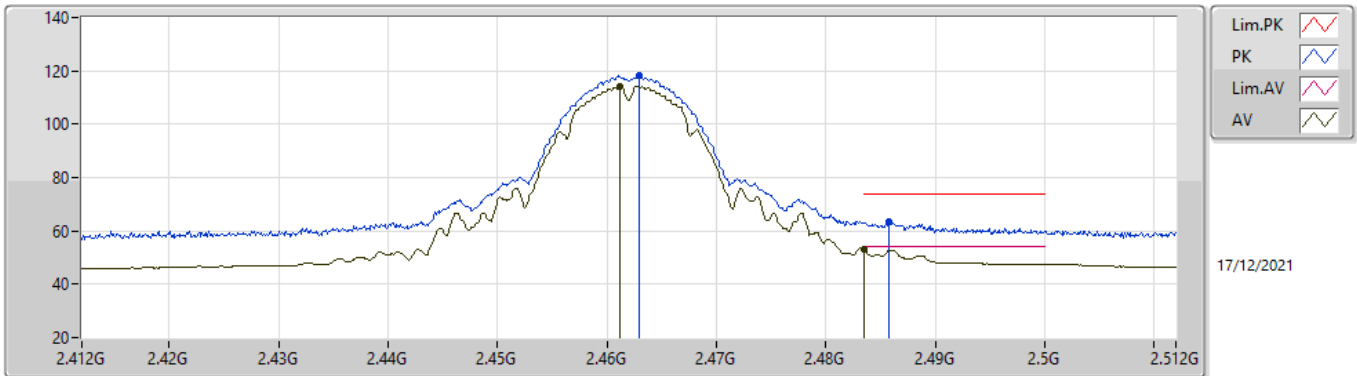


EUT_Z_2TX
SET 85
85
6.63

Type	Freq (Hz)	Level (dBuV/m)	Limit (dBuV/m)	Margin (dB)	Raw (dBuV)	Dist (m)	Condition	Azimuth (°)	Height (m)	Comment	AF (dB)	CL (dB)	PA (dB)
PK	2.458G	112.56	Inf	-Inf	81.18	3	Horizontal	6	1.23	-	27.55	3.83	-
AV	2.4562G	108.72	Inf	-Inf	77.35	3	Horizontal	6	1.23	-	27.54	3.83	-
PK	2.4835G	58.65	74.00	-15.35	27.11	3	Horizontal	6	1.23	-	27.70	3.84	-
AV	2.4838G	47.37	54.00	-6.63	15.83	3	Horizontal	6	1.23	-	27.70	3.84	-

802.11b_Nss1,(1Mbps)_2TX

2462MHz_TX

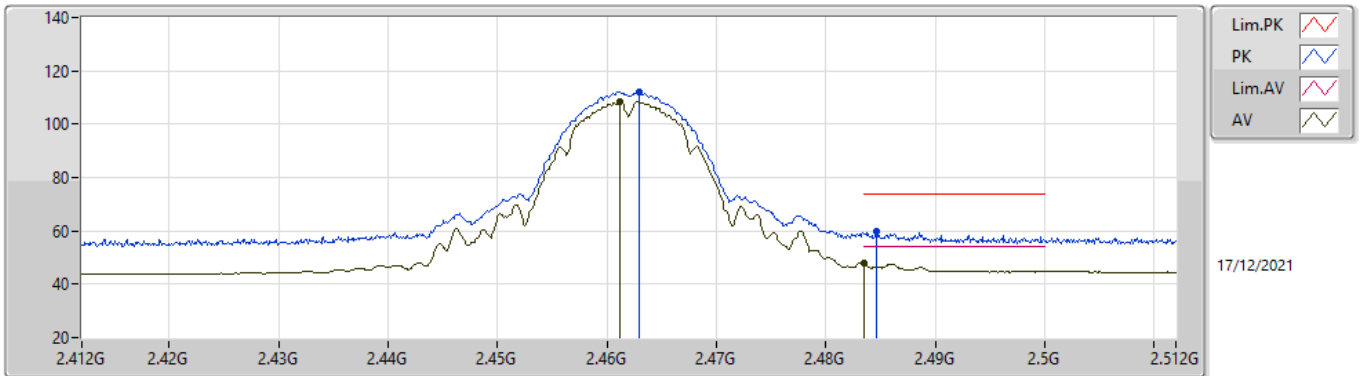


EUT_Z_2TX
 SET 83
 80/100/90/85/83/84/83
 4.75/-36.69/-10.56/-2.98/0.59/-1.41/0.75

Type	Freq (Hz)	Level (dBuV/m)	Limit (dBuV/m)	Margin (dB)	Raw (dBuV)	Dist (m)	Condition	Azimuth (°)	Height (m)	Comment	AF (dB)	CL (dB)	PA (dB)
PK	2.463G	118.23	Inf	-Inf	86.82	3	Vertical	47	2.79	-	27.58	3.83	-
AV	2.4612G	114.33	Inf	-Inf	82.93	3	Vertical	47	2.79	-	27.57	3.83	-
PK	2.4858G	63.29	74.00	-10.71	31.74	3	Vertical	47	2.79	-	27.71	3.84	-
AV	2.4835G	53.25	54.00	-0.75	21.71	3	Vertical	47	2.79	-	27.70	3.84	-

802.11b_Nss1,(1Mbps)_2TX

2462MHz_TX

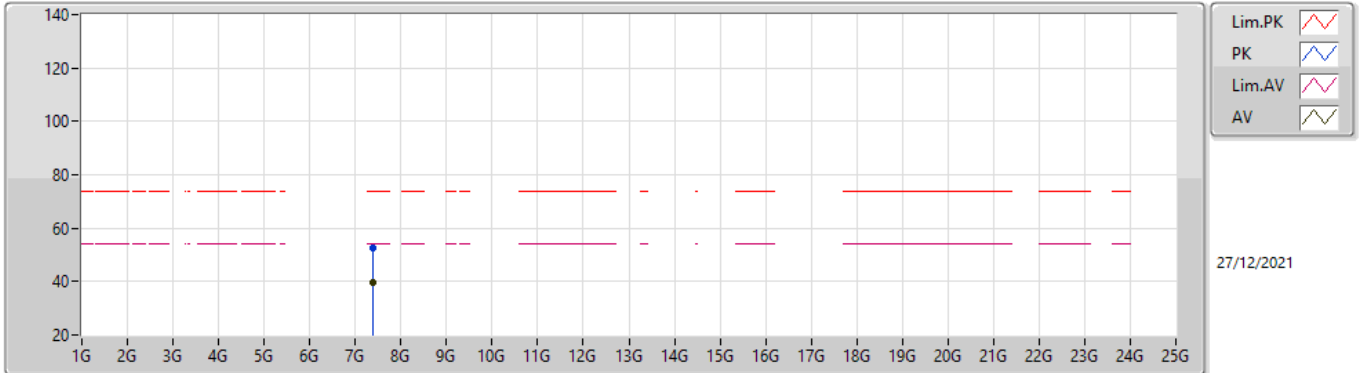


EUT_Z_2TX
SET 83
83
6.14

Type	Freq (Hz)	Level (dBuV/m)	Limit (dBuV/m)	Margin (dB)	Raw (dBuV)	Dist (m)	Condition	Azimuth (°)	Height (m)	Comment	AF (dB)	CL (dB)	PA (dB)
PK	2.463G	112.28	Inf	-Inf	80.87	3	Horizontal	58	2.87	-	27.58	3.83	-
AV	2.4612G	108.48	Inf	-Inf	77.08	3	Horizontal	58	2.87	-	27.57	3.83	-
PK	2.4846G	59.69	74.00	-14.31	28.14	3	Horizontal	58	2.87	-	27.71	3.84	-
AV	2.4835G	47.86	54.00	-6.14	16.32	3	Horizontal	58	2.87	-	27.70	3.84	-

802.11b_Nss1,(1Mbps)_2TX

2462MHz_TX

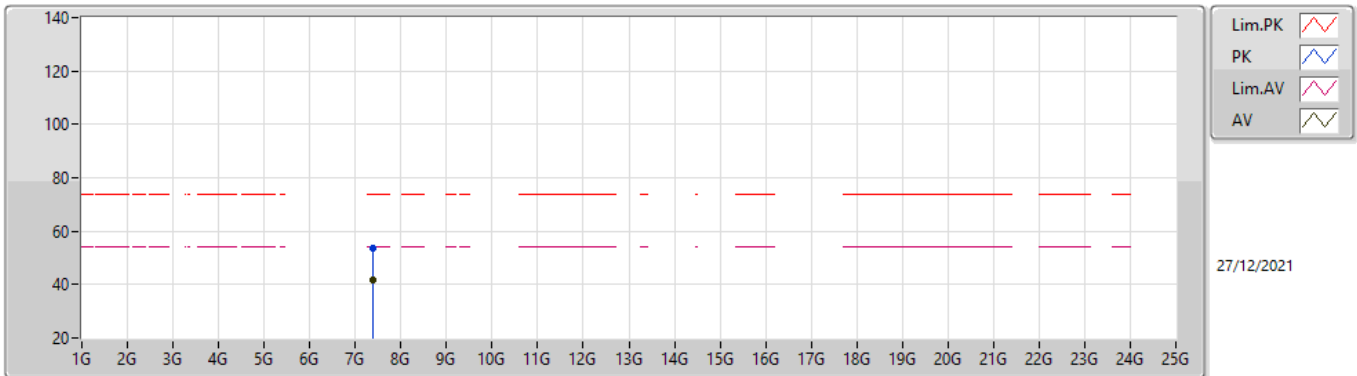


EUT_Z_2TX
SET 83
83
14.53

Type	Freq (Hz)	Level (dBuV/m)	Limit (dBuV/m)	Margin (dB)	Raw (dBuV)	Dist (m)	Condition	Azimuth (°)	Height (m)	Comment	AF (dB)	CL (dB)	PA (dB)
PK	7.39456G	52.82	74.00	-21.18	41.28	3	Vertical	39	1.94	-	37.20	7.39	33.05
AV	7.38684G	39.47	54.00	-14.53	27.93	3	Vertical	39	1.94	-	37.20	7.39	33.05

802.11b_Nss1,(1Mbps)_2TX

2462MHz_TX

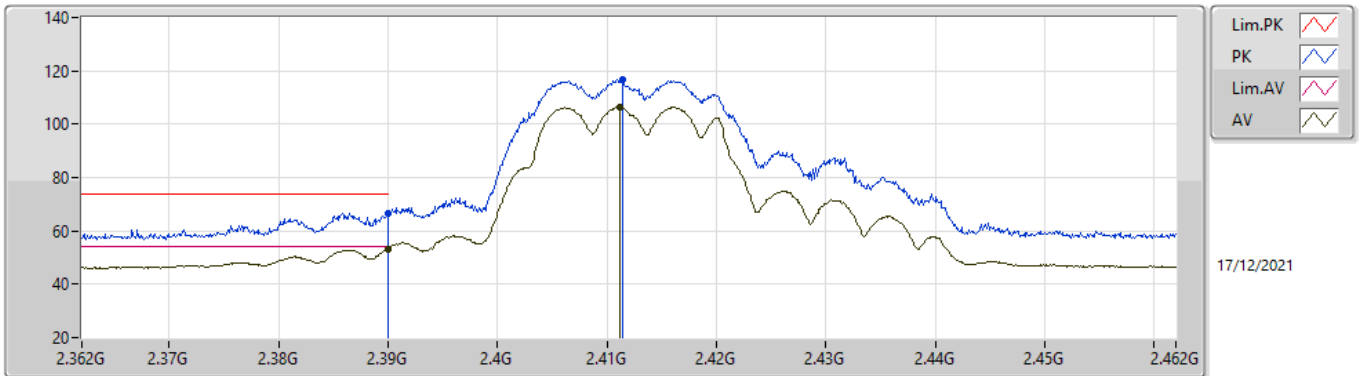


EUT_Z_2TX
SET 83
83
12.10

Type	Freq (Hz)	Level (dBuV/m)	Limit (dBuV/m)	Margin (dB)	Raw (dBuV)	Dist (m)	Condition	Azimuth (°)	Height (m)	Comment	AF (dB)	CL (dB)	PA (dB)
PK	7.38728G	53.76	74.00	-20.24	42.22	3	Horizontal	305	1.80	-	37.20	7.39	33.05
AV	7.38426G	41.90	54.00	-12.10	30.37	3	Horizontal	305	1.80	-	37.20	7.38	33.05

802.11g_Nss1,(6Mbps)_2TX

2412MHz_TX

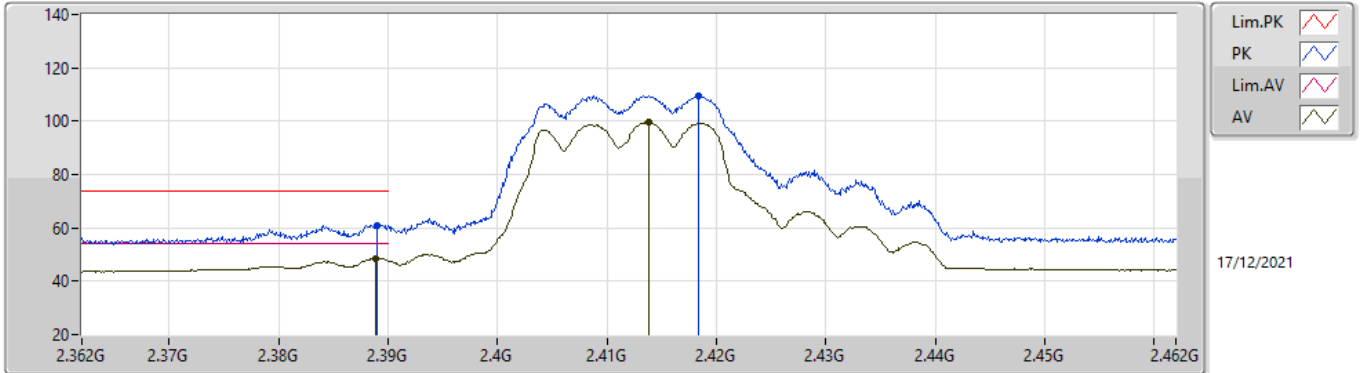


EUT_Z_2TX
 SET 75
 80/60/70/75/77/76/75
 -4.32/5.40/2.85/0.89/-0.62/-0.58/0.75

Type	Freq (Hz)	Level (dBuV/m)	Limit (dBuV/m)	Margin (dB)	Raw (dBuV)	Dist (m)	Condition	Azimuth (°)	Height (m)	Comment	AF (dB)	CL (dB)	PA (dB)
PK	2.39G	66.72	74.00	-7.28	35.36	3	Vertical	31	2.95	-	27.56	3.80	-
AV	2.39G	53.25	54.00	-0.75	21.89	3	Vertical	31	2.95	-	27.56	3.80	-
PK	2.4114G	116.52	Inf	-Inf	85.13	3	Vertical	31	2.95	-	27.58	3.81	-
AV	2.4112G	106.52	Inf	-Inf	75.13	3	Vertical	31	2.95	-	27.58	3.81	-

802.11g_Nss1,(6Mbps)_2TX

2412MHz_TX

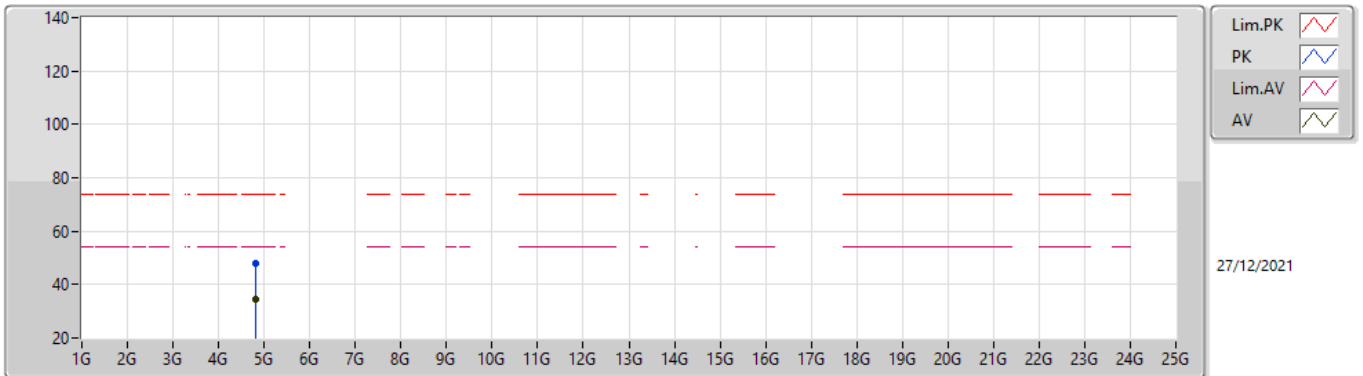


EUT_Z_2TX
SET 75
75
5.33

Type	Freq (Hz)	Level (dBuV/m)	Limit (dBuV/m)	Margin (dB)	Raw (dBuV)	Dist (m)	Condition	Azimuth (°)	Height (m)	Comment	AF (dB)	CL (dB)	PA (dB)
PK	2.389G	61.07	74.00	-12.93	29.71	3	Horizontal	69	1.00	-	27.56	3.80	-
AV	2.3889G	48.67	54.00	-5.33	17.31	3	Horizontal	69	1.00	-	27.56	3.80	-
PK	2.4184G	109.52	Inf	-Inf	78.15	3	Horizontal	69	1.00	-	27.56	3.81	-
AV	2.4138G	99.66	Inf	-Inf	68.28	3	Horizontal	69	1.00	-	27.57	3.81	-

802.11g_Nss1,(6Mbps)_2TX

2412MHz_TX

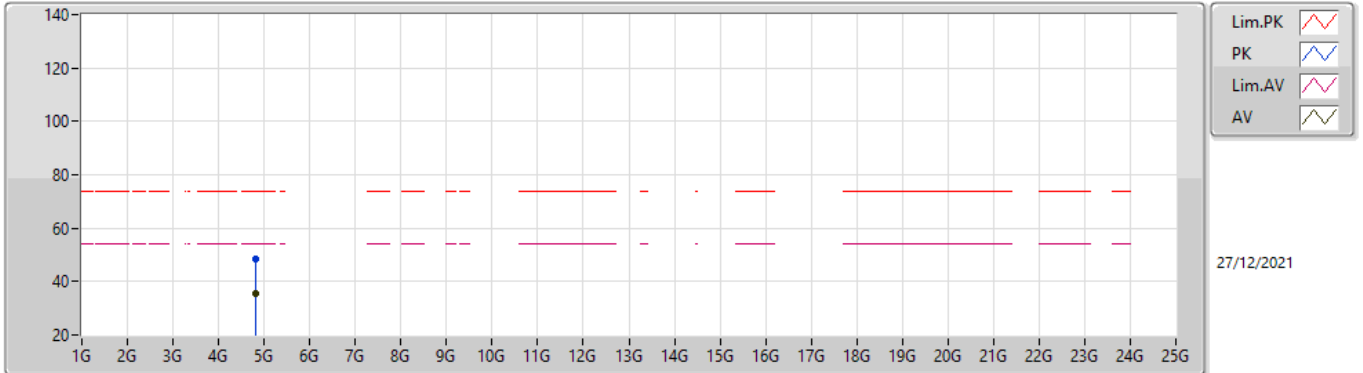


EUT_Z_2TX
SET 75
75
19.40

Type	Freq (Hz)	Level (dBuV/m)	Limit (dBuV/m)	Margin (dB)	Raw (dBuV)	Dist (m)	Condition	Azimuth (°)	Height (m)	Comment	AF (dB)	CL (dB)	PA (dB)
PK	4.82296G	47.88	74.00	-26.12	42.11	3	Vertical	37	2.04	-	32.45	6.30	32.98
AV	4.8234G	34.60	54.00	-19.40	28.83	3	Vertical	37	2.04	-	32.45	6.30	32.98

802.11g_Nss1,(6Mbps)_2TX

2412MHz_TX

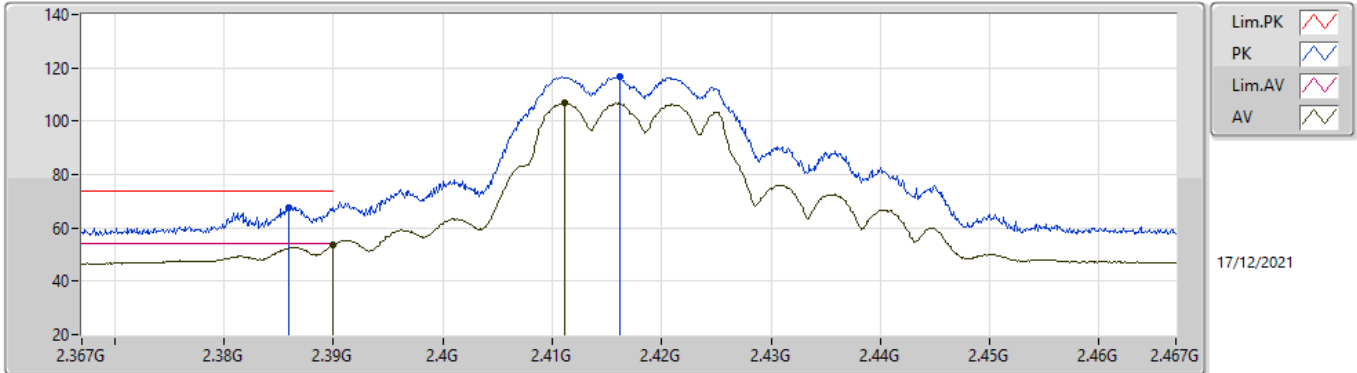


EUT_Z_2TX
SET 75
75
18.70

Type	Freq (Hz)	Level (dBuV/m)	Limit (dBuV/m)	Margin (dB)	Raw (dBuV)	Dist (m)	Condition	Azimuth (°)	Height (m)	Comment	AF (dB)	CL (dB)	PA (dB)
PK	4.82128G	48.21	74.00	-25.79	42.46	3	Horizontal	37	1.64	-	32.44	6.30	32.99
AV	4.82796G	35.30	54.00	-18.70	29.52	3	Horizontal	37	1.64	-	32.46	6.30	32.98

802.11g_Nss1,(6Mbps)_2TX

2417MHz_TX

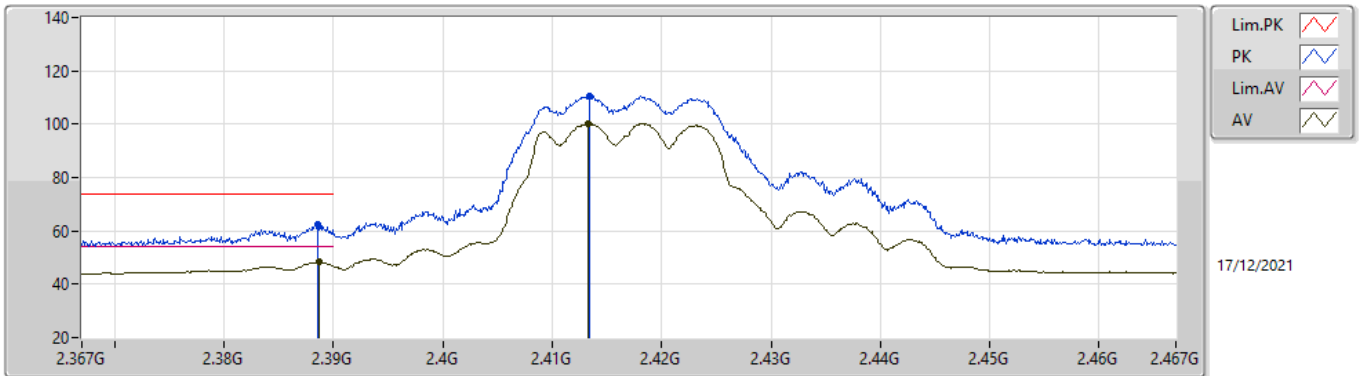


EUT_Z_2TX
 SET 78
 80/60/70/75/77/78
 -1.59/7.08/4.63/2.29/1.11/0.33

Type	Freq (Hz)	Level (dBuV/m)	Limit (dBuV/m)	Margin (dB)	Raw (dBuV)	Dist (m)	Condition	Azimuth (°)	Height (m)	Comment	AF (dB)	CL (dB)	PA (dB)
PK	2.3859G	67.81	74.00	-6.19	36.47	3	Vertical	29	2.98	-	27.54	3.80	-
AV	2.3899G	53.67	54.00	-0.33	22.31	3	Vertical	29	2.98	-	27.56	3.80	-
PK	2.4162G	116.52	Inf	-Inf	85.14	3	Vertical	29	2.98	-	27.57	3.81	-
AV	2.4111G	106.86	Inf	-Inf	75.47	3	Vertical	29	2.98	-	27.58	3.81	-

802.11g_Nss1,(6Mbps)_2TX

2417MHz_TX

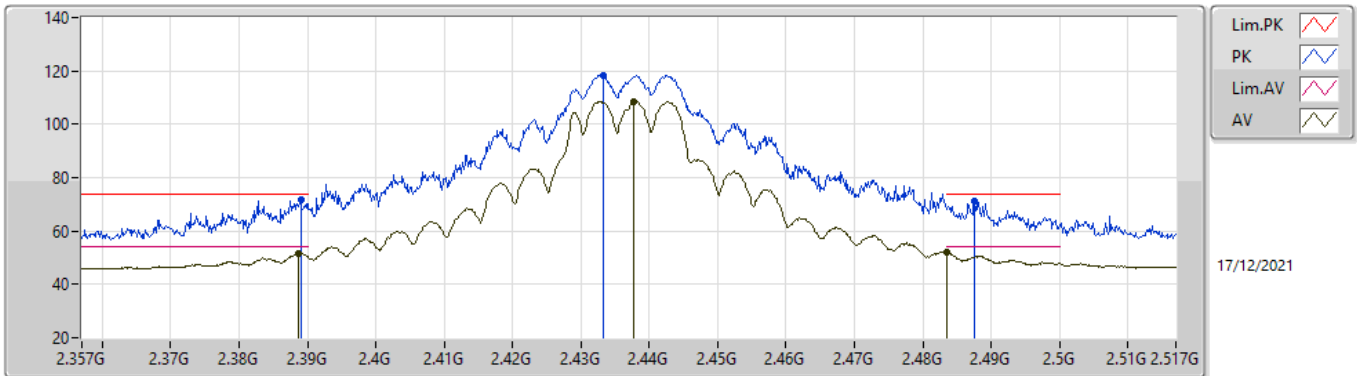


EUT_Z_2TX
SET 78
78
5.54

Type	Freq (Hz)	Level (dBuV/m)	Limit (dBuV/m)	Margin (dB)	Raw (dBuV)	Dist (m)	Condition	Azimuth (°)	Height (m)	Comment	AF (dB)	CL (dB)	PA (dB)
PK	2.3886G	62.57	74.00	-11.43	31.22	3	Horizontal	63	1.00	-	27.55	3.80	-
AV	2.3887G	48.46	54.00	-5.54	17.11	3	Horizontal	63	1.00	-	27.55	3.80	-
PK	2.4134G	110.57	Inf	-Inf	79.19	3	Horizontal	63	1.00	-	27.57	3.81	-
AV	2.4133G	100.25	Inf	-Inf	68.87	3	Horizontal	63	1.00	-	27.57	3.81	-

802.11g_Nss1,(6Mbps)_2TX

2437MHz_TX

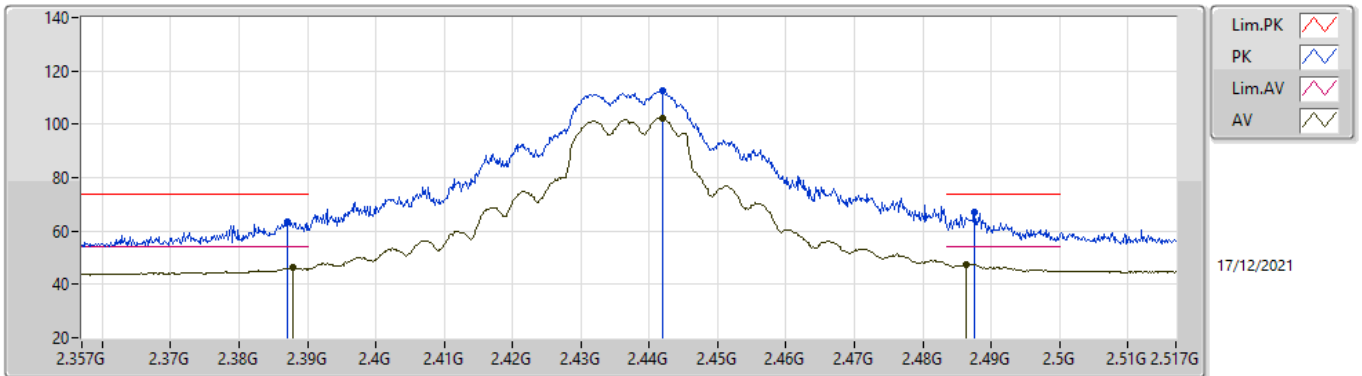


EUT_Z_2TX
 SET 86
 80/100/90/85/87/86
 5.64/-22.84/-1.53/2.50/-0.23/1.93

Type	Freq (Hz)	Level (dBuV/m)	Limit (dBuV/m)	Margin (dB)	Raw (dBuV)	Dist (m)	Condition	Azimuth (°)	Height (m)	Comment	AF (dB)	CL (dB)	PA (dB)
PK	2.389G	71.81	74.00	-2.19	40.45	3	Vertical	73	2.66	-	27.56	3.80	-
AV	2.38868G	51.60	54.00	-2.40	20.25	3	Vertical	73	2.66	-	27.55	3.80	-
PK	2.43332G	118.34	Inf	-Inf	86.99	3	Vertical	73	2.66	-	27.53	3.82	-
AV	2.4378G	108.59	Inf	-Inf	77.25	3	Vertical	73	2.66	-	27.52	3.82	-
PK	2.48756G	71.44	74.00	-2.56	39.87	3	Vertical	73	2.66	-	27.73	3.84	-
AV	2.4835G	52.07	54.00	-1.93	20.53	3	Vertical	73	2.66	-	27.70	3.84	-

802.11g_Nss1,(6Mbps)_2TX

2437MHz_TX

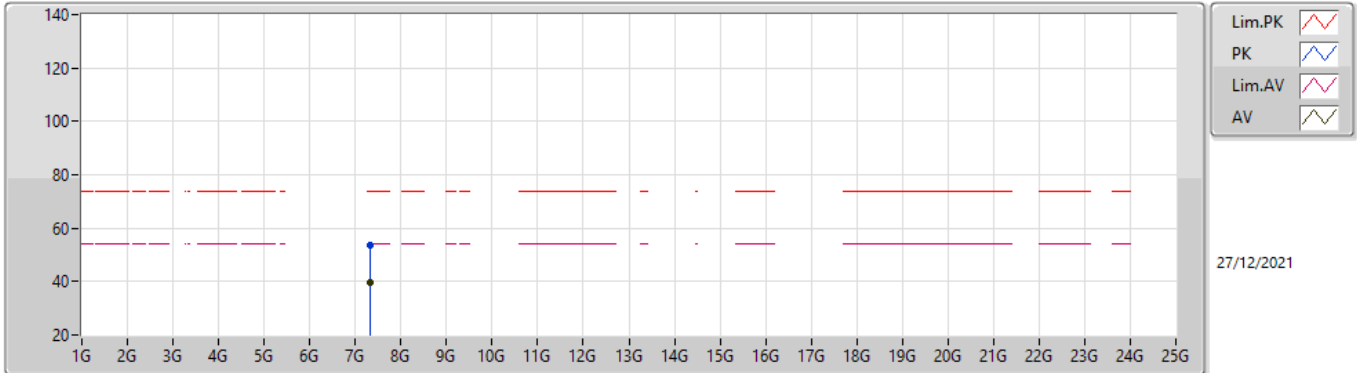


EUT_Z_2TX
SET 86
86
6.42

Type	Freq (Hz)	Level (dBuV/m)	Limit (dBuV/m)	Margin (dB)	Raw (dBuV)	Dist (m)	Condition	Azimuth (°)	Height (m)	Comment	AF (dB)	CL (dB)	PA (dB)
PK	2.38708G	63.53	74.00	-10.47	32.18	3	Horizontal	2	1.33	-	27.55	3.80	-
AV	2.38788G	46.41	54.00	-7.59	15.06	3	Horizontal	2	1.33	-	27.55	3.80	-
PK	2.44196G	112.77	Inf	-Inf	81.43	3	Horizontal	2	1.33	-	27.52	3.82	-
AV	2.44196G	102.46	Inf	-Inf	71.12	3	Horizontal	2	1.33	-	27.52	3.82	-
PK	2.48756G	67.23	74.00	-6.77	35.66	3	Horizontal	2	1.33	-	27.73	3.84	-
AV	2.48628G	47.58	54.00	-6.42	16.02	3	Horizontal	2	1.33	-	27.72	3.84	-

802.11g_Nss1,(6Mbps)_2TX

2437MHz_TX

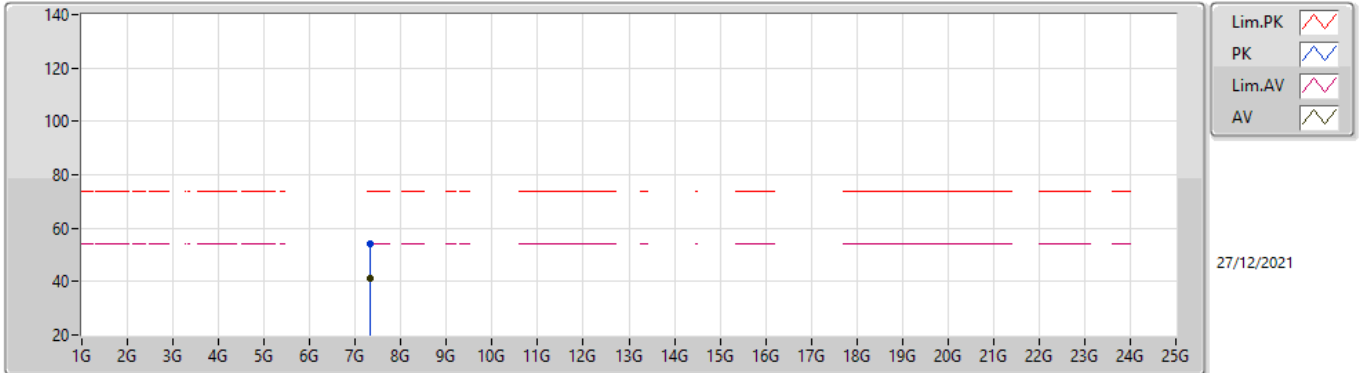


EUT_Z_2TX
SET 86
86
14.13

Type	Freq (Hz)	Level (dBuV/m)	Limit (dBuV/m)	Margin (dB)	Raw (dBuV)	Dist (m)	Condition	Azimuth (°)	Height (m)	Comment	AF (dB)	CL (dB)	PA (dB)
PK	7.311G	53.37	74.00	-20.63	41.86	3	Vertical	33	2.01	-	37.28	7.31	33.08
AV	7.31592G	39.87	54.00	-14.13	28.36	3	Vertical	33	2.01	-	37.27	7.32	33.08

802.11g_Nss1,(6Mbps)_2TX

2437MHz_TX

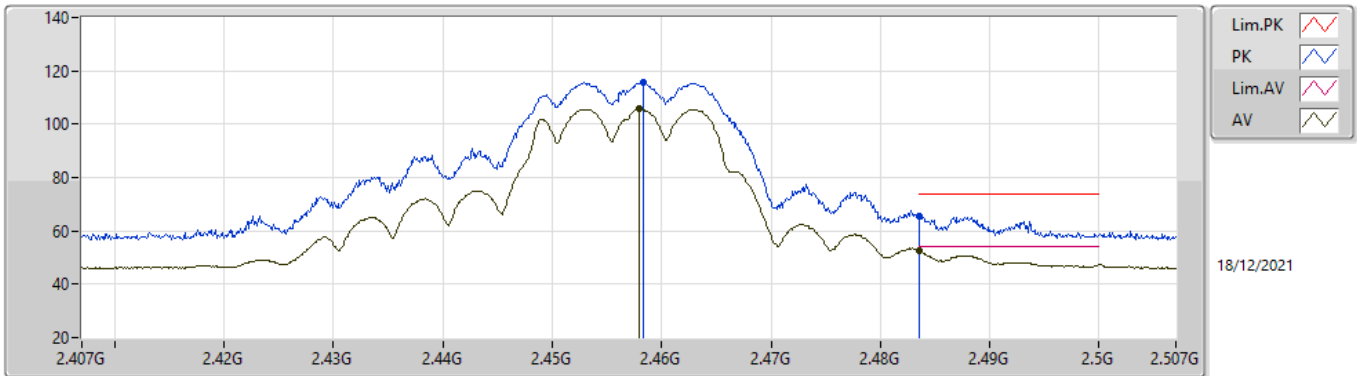


EUT_Z_2TX
SET 86
86
13.01

Type	Freq (Hz)	Level (dBuV/m)	Limit (dBuV/m)	Margin (dB)	Raw (dBuV)	Dist (m)	Condition	Azimuth (°)	Height (m)	Comment	AF (dB)	CL (dB)	PA (dB)
PK	7.31616G	54.35	74.00	-19.65	42.84	3	Horizontal	296	1.80	-	37.27	7.32	33.08
AV	7.31066G	40.99	54.00	-13.01	29.48	3	Horizontal	296	1.80	-	37.28	7.31	33.08

802.11g_Nss1,(6Mbps)_2TX

2457MHz_TX

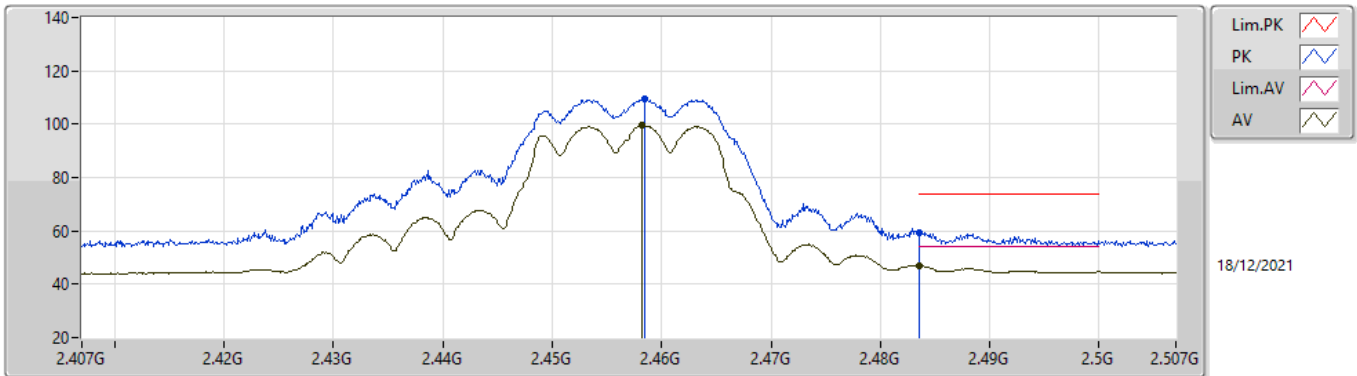


EUT_Z_2TX
 SET 78
 80/60/70/75/77/78
 -0.69/8.00/6.48/4.58/2.83/1.21

Type	Freq (Hz)	Level (dBuV/m)	Limit (dBuV/m)	Margin (dB)	Raw (dBuV)	Dist (m)	Condition	Azimuth (°)	Height (m)	Comment	AF (dB)	CL (dB)	PA (dB)
PK	2.4583G	115.85	Inf	-Inf	84.47	3	Vertical	80	2.07	-	27.55	3.83	-
AV	2.4579G	105.79	Inf	-Inf	74.41	3	Vertical	80	2.07	-	27.55	3.83	-
PK	2.4835G	65.27	74.00	-8.73	33.73	3	Vertical	80	2.07	-	27.70	3.84	-
AV	2.4835G	52.79	54.00	-1.21	21.25	3	Vertical	80	2.07	-	27.70	3.84	-

802.11g_Nss1,(6Mbps)_2TX

2457MHz_TX

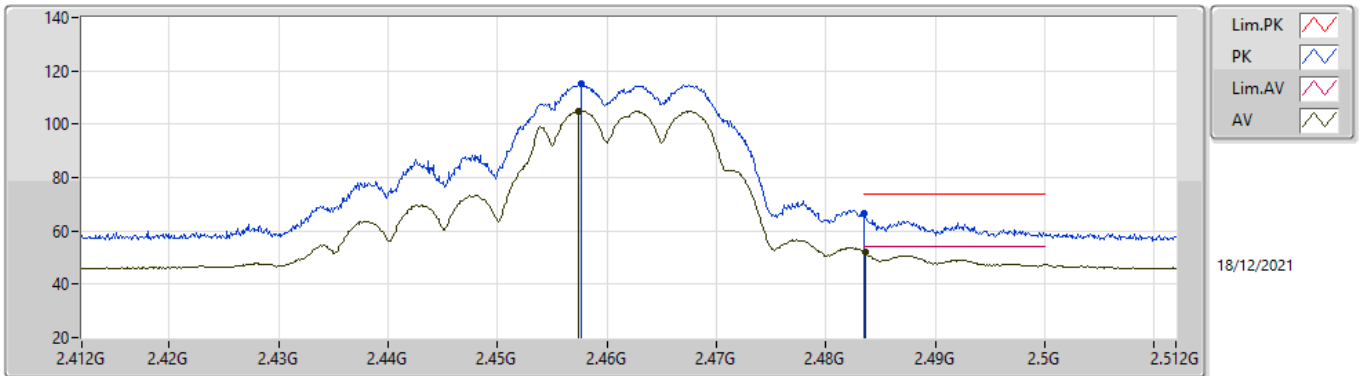


EUT_Z_2TX
SET 78
78
6.94

Type	Freq (Hz)	Level (dBuV/m)	Limit (dBuV/m)	Margin (dB)	Raw (dBuV)	Dist (m)	Condition	Azimuth (°)	Height (m)	Comment	AF (dB)	CL (dB)	PA (dB)
PK	2.4584G	109.52	Inf	-Inf	78.14	3	Horizontal	70	2.10	-	27.55	3.83	-
AV	2.4582G	99.46	Inf	-Inf	68.08	3	Horizontal	70	2.10	-	27.55	3.83	-
PK	2.4835G	59.44	74.00	-14.56	27.90	3	Horizontal	70	2.10	-	27.70	3.84	-
AV	2.4835G	47.06	54.00	-6.94	15.52	3	Horizontal	70	2.10	-	27.70	3.84	-

802.11g_Nss1,(6Mbps)_2TX

2462MHz_TX

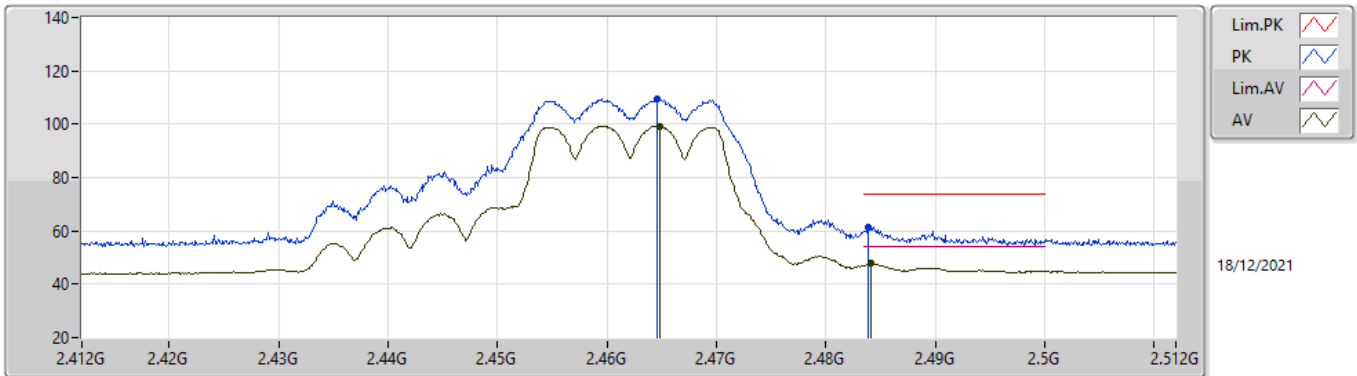


EUT_Z_2TX
 SET 75
 80/60/70/75/77/76/75
 -5.34/7.20/5.41/2.22/-0.91/-0.07/2.02

Type	Freq (Hz)	Level (dBuV/m)	Limit (dBuV/m)	Margin (dB)	Raw (dBuV)	Dist (m)	Condition	Azimuth (°)	Height (m)	Comment	AF (dB)	CL (dB)	PA (dB)
PK	2.4577G	115.07	Inf	-Inf	83.69	3	Vertical	77	2.90	-	27.55	3.83	-
AV	2.4574G	104.89	Inf	-Inf	73.52	3	Vertical	77	2.90	-	27.54	3.83	-
PK	2.4835G	66.65	74.00	-7.35	35.11	3	Vertical	77	2.90	-	27.70	3.84	-
AV	2.4836G	51.98	54.00	-2.02	20.44	3	Vertical	77	2.90	-	27.70	3.84	-

802.11g_Nss1,(6Mbps)_2TX

2462MHz_TX

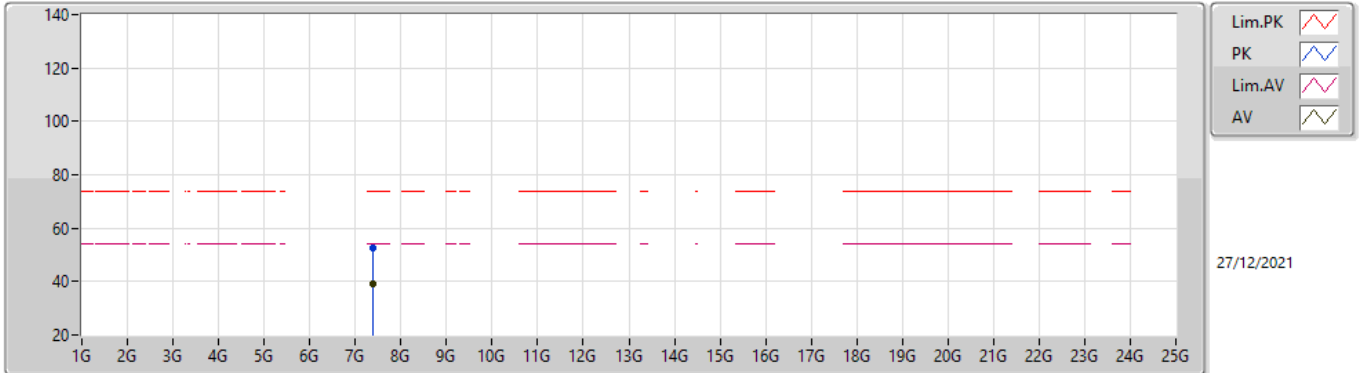


EUT_Z_2TX
SET 75
75
6.26

Type	Freq (Hz)	Level (dBuV/m)	Limit (dBuV/m)	Margin (dB)	Raw (dBuV)	Dist (m)	Condition	Azimuth (°)	Height (m)	Comment	AF (dB)	CL (dB)	PA (dB)
PK	2.4646G	109.47	Inf	-Inf	78.05	3	Horizontal	99	1.04	-	27.59	3.83	-
AV	2.4648G	99.38	Inf	-Inf	67.96	3	Horizontal	99	1.04	-	27.59	3.83	-
PK	2.4839G	61.63	74.00	-12.37	30.09	3	Horizontal	99	1.04	-	27.70	3.84	-
AV	2.4841G	47.74	54.00	-6.26	16.20	3	Horizontal	99	1.04	-	27.70	3.84	-

802.11g_Nss1,(6Mbps)_2TX

2462MHz_TX

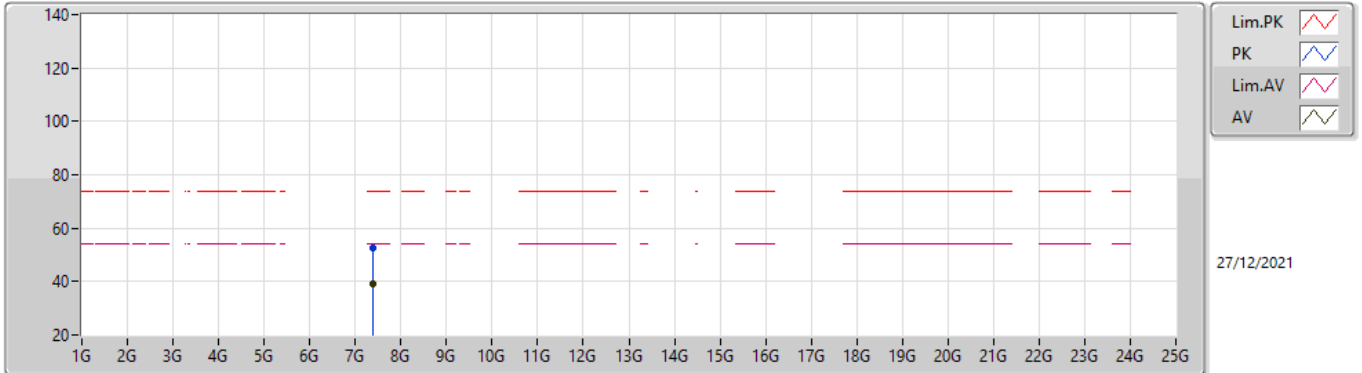


EUT_Z_2TX
SET 75
75
14.86

Type	Freq (Hz)	Level (dBuV/m)	Limit (dBuV/m)	Margin (dB)	Raw (dBuV)	Dist (m)	Condition	Azimuth (°)	Height (m)	Comment	AF (dB)	CL (dB)	PA (dB)
PK	7.39496G	52.35	74.00	-21.65	40.81	3	Vertical	71	2.98	-	37.20	7.39	33.05
AV	7.40008G	39.14	54.00	-14.86	27.59	3	Vertical	71	2.98	-	37.20	7.40	33.05

802.11g_Nss1,(6Mbps)_2TX

2462MHz_TX

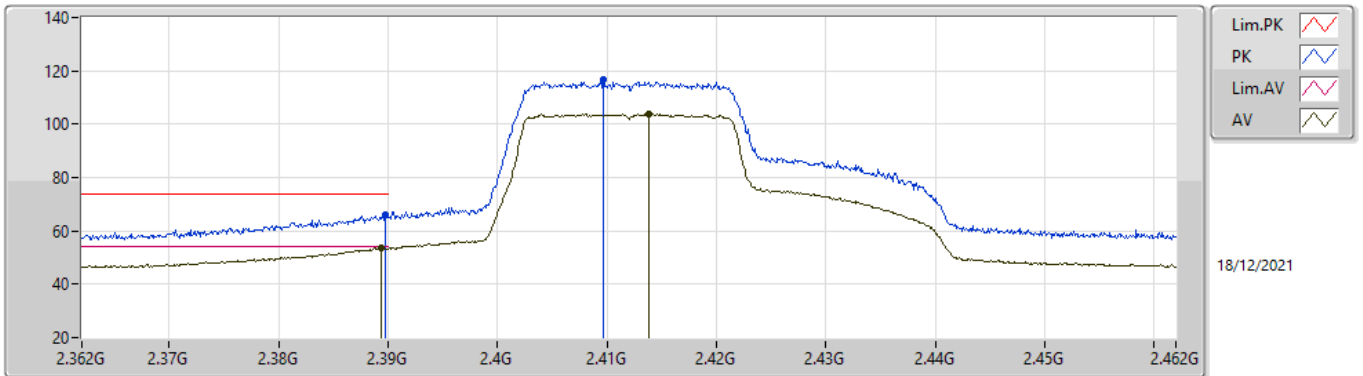


EUT_Z_2TX
SET 75
75
14.96

Type	Freq (Hz)	Level (dBuV/m)	Limit (dBuV/m)	Margin (dB)	Raw (dBuV)	Dist (m)	Condition	Azimuth (°)	Height (m)	Comment	AF (dB)	CL (dB)	PA (dB)
PK	7.40028G	52.77	74.00	-21.23	41.22	3	Horizontal	0	2.62	-	37.20	7.40	33.05
AV	7.3965G	39.04	54.00	-14.96	27.49	3	Horizontal	0	2.62	-	37.20	7.40	33.05

802.11ax HEW20_Nss2,(MCS0)_2TX

2412MHz_TX

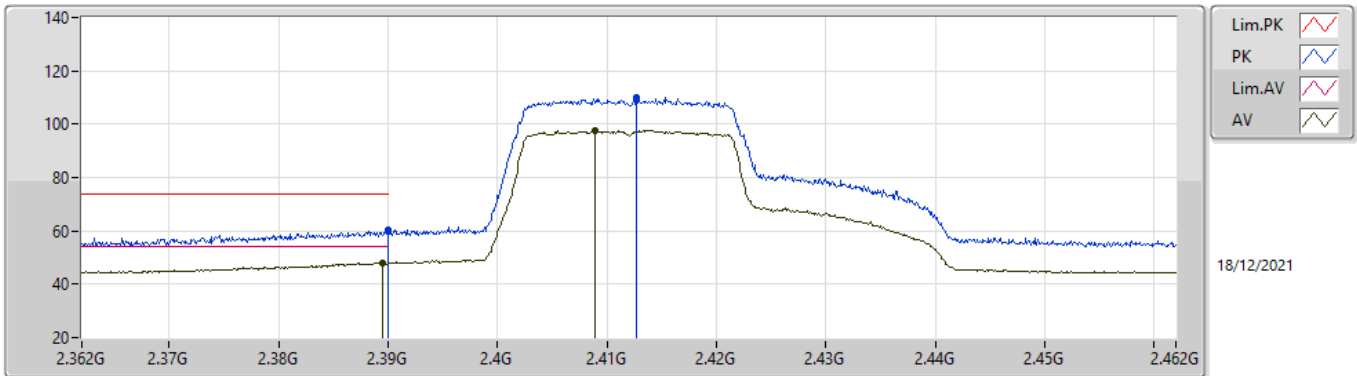


EUT_Z_2TX
 SET 75
 80/60/70/75/77/76/75
 -6.67/4.57/2.40/0.28/-1.84/-1.09/0.40

Type	Freq (Hz)	Level (dBuV/m)	Limit (dBuV/m)	Margin (dB)	Raw (dBuV)	Dist (m)	Condition	Azimuth (°)	Height (m)	Comment	AF (dB)	CL (dB)	PA (dB)
PK	2.3897G	65.99	74.00	-8.01	34.63	3	Vertical	31	2.95	-	27.56	3.80	-
AV	2.3894G	53.60	54.00	-0.40	22.24	3	Vertical	31	2.95	-	27.56	3.80	-
PK	2.4097G	116.47	Inf	-Inf	85.09	3	Vertical	31	2.95	-	27.58	3.80	-
AV	2.4138G	104.01	Inf	-Inf	72.63	3	Vertical	31	2.95	-	27.57	3.81	-

802.11ax HEW20_Nss2,(MCS0)_2TX

2412MHz_TX

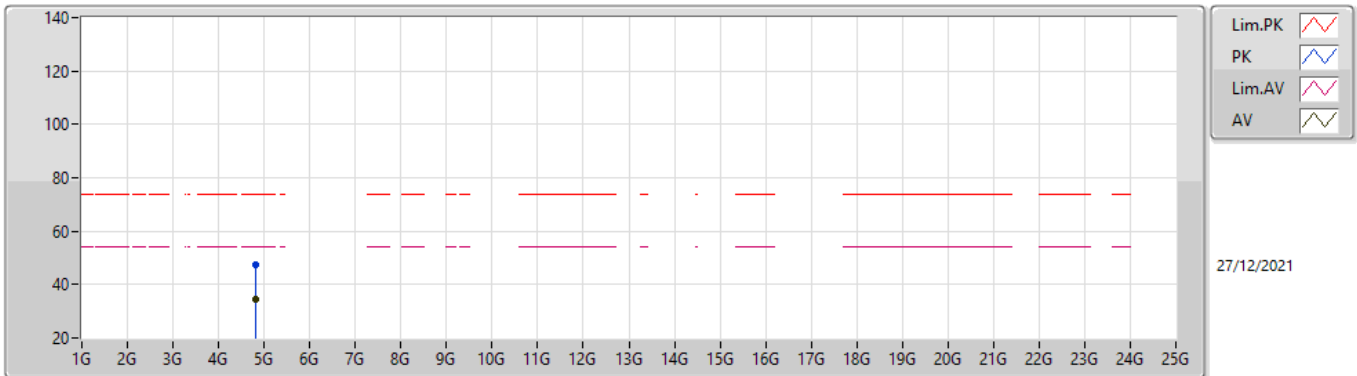


EUT_Z_2TX
SET 75
75
5.98

Type	Freq (Hz)	Level (dBuV/m)	Limit (dBuV/m)	Margin (dB)	Raw (dBuV)	Dist (m)	Condition	Azimuth (°)	Height (m)	Comment	AF (dB)	CL (dB)	PA (dB)
PK	2.39G	60.59	74.00	-13.41	29.23	3	Horizontal	251	3.00	-	27.56	3.80	-
AV	2.3895G	48.02	54.00	-5.98	16.66	3	Horizontal	251	3.00	-	27.56	3.80	-
PK	2.4127G	110.13	Inf	-Inf	78.75	3	Horizontal	251	3.00	-	27.57	3.81	-
AV	2.4089G	97.64	Inf	-Inf	66.26	3	Horizontal	251	3.00	-	27.58	3.80	-

802.11ax HEW20_Nss2,(MCS0)_2TX

2412MHz_TX

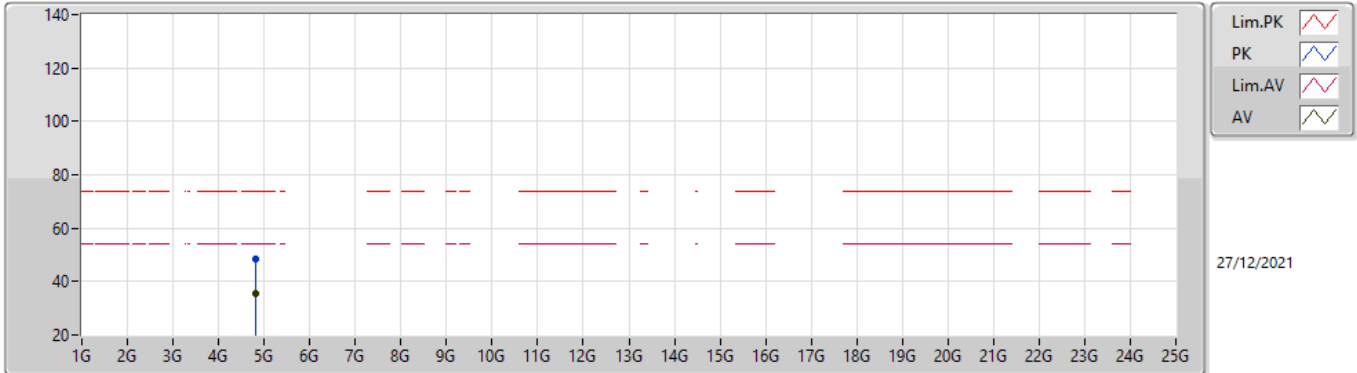


EUT_Z_2TX
SET 75
75
19.43

Type	Freq (Hz)	Level (dBuV/m)	Limit (dBuV/m)	Margin (dB)	Raw (dBuV)	Dist (m)	Condition	Azimuth (°)	Height (m)	Comment	AF (dB)	CL (dB)	PA (dB)
PK	4.813G	47.27	74.00	-26.73	41.53	3	Vertical	38	1.80	-	32.43	6.30	32.99
AV	4.81966G	34.57	54.00	-19.43	28.82	3	Vertical	38	1.80	-	32.44	6.30	32.99

802.11ax HEW20_Nss2,(MCS0)_2TX

2412MHz_TX

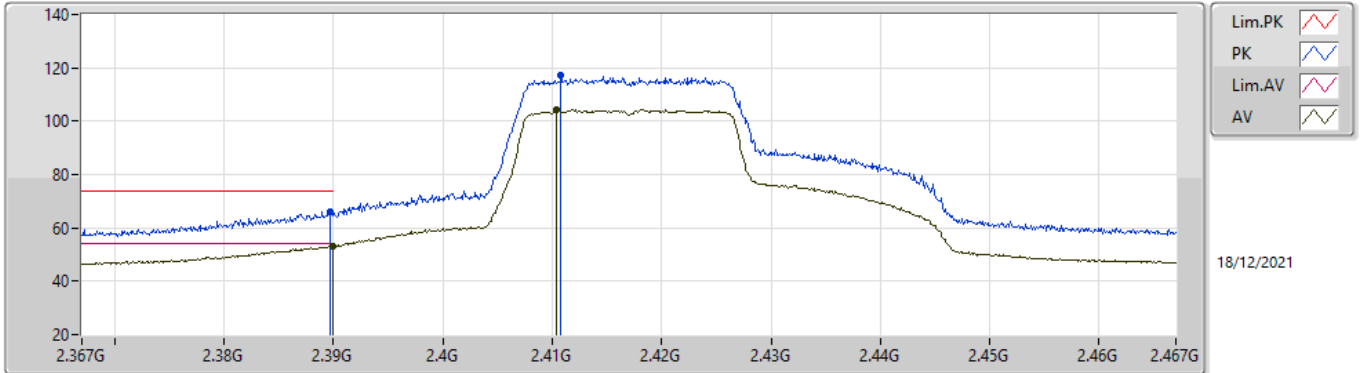


EUT_Z_2TX
 SET 75
 75
 18.55

Type	Freq (Hz)	Level (dBuV/m)	Limit (dBuV/m)	Margin (dB)	Raw (dBuV)	Dist (m)	Condition	Azimuth (°)	Height (m)	Comment	AF (dB)	CL (dB)	PA (dB)
PK	4.82684G	48.24	74.00	-25.76	42.47	3	Horizontal	37	1.80	-	32.45	6.30	32.98
AV	4.82498G	35.45	54.00	-18.55	29.68	3	Horizontal	37	1.80	-	32.45	6.30	32.98

802.11ax HEW20_Nss2,(MCS0)_2TX

2417MHz_TX

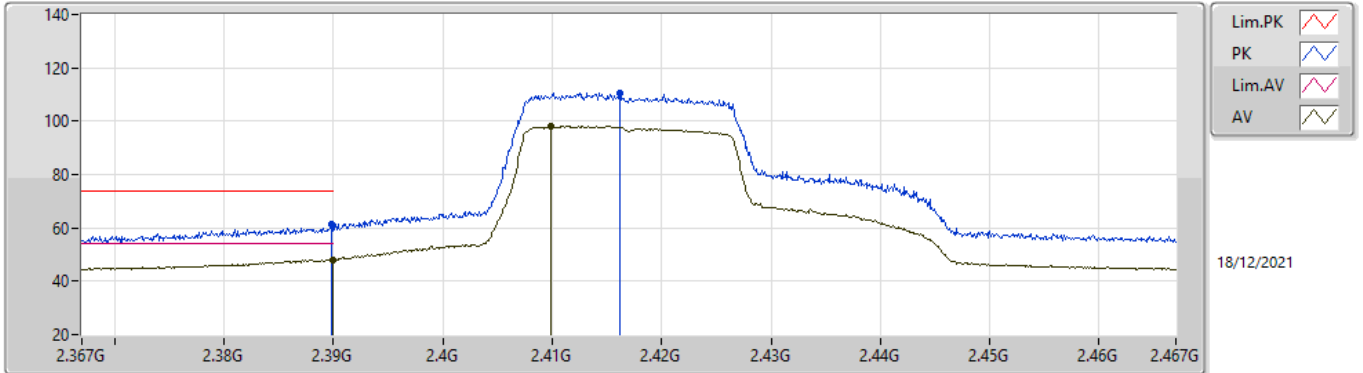


EUT_Z_2TX
 SET 78
 80/60/70/75/77/78
 -1.19/7.05/4.73/2.81/1.67/0.66

Type	Freq (Hz)	Level (dBuV/m)	Limit (dBuV/m)	Margin (dB)	Raw (dBuV)	Dist (m)	Condition	Azimuth (°)	Height (m)	Comment	AF (dB)	CL (dB)	PA (dB)
PK	2.3897G	66.10	74.00	-7.90	34.74	3	Vertical	41	3.00	-	27.56	3.80	-
AV	2.39G	53.34	54.00	-0.66	21.98	3	Vertical	41	3.00	-	27.56	3.80	-
PK	2.4108G	117.13	Inf	-Inf	85.74	3	Vertical	41	3.00	-	27.58	3.81	-
AV	2.4104G	104.53	Inf	-Inf	73.14	3	Vertical	41	3.00	-	27.58	3.81	-

802.11ax HEW20_Nss2,(MCS0)_2TX

2417MHz_TX

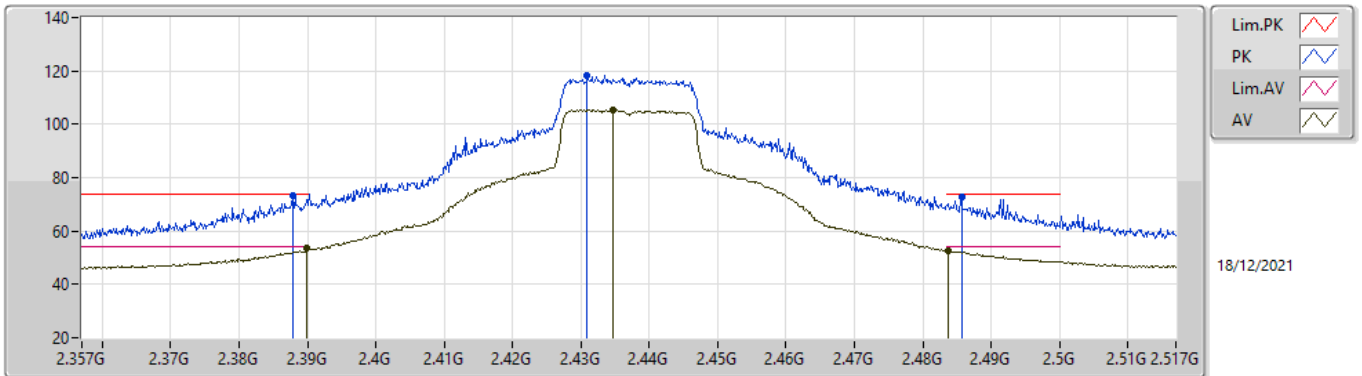


EUT_Z_2TX
SET 78
78
5.83

Type	Freq (Hz)	Level (dBuV/m)	Limit (dBuV/m)	Margin (dB)	Raw (dBuV)	Dist (m)	Condition	Azimuth (°)	Height (m)	Comment	AF (dB)	CL (dB)	PA (dB)
PK	2.3898G	61.32	74.00	-12.68	29.96	3	Horizontal	12	1.00	-	27.56	3.80	-
AV	2.39G	48.17	54.00	-5.83	16.81	3	Horizontal	12	1.00	-	27.56	3.80	-
PK	2.4162G	110.74	Inf	-Inf	79.36	3	Horizontal	12	1.00	-	27.57	3.81	-
AV	2.4099G	98.08	Inf	-Inf	66.70	3	Horizontal	12	1.00	-	27.58	3.80	-

802.11ax HEW20_Nss2,(MCS0)_2TX

2437MHz_TX

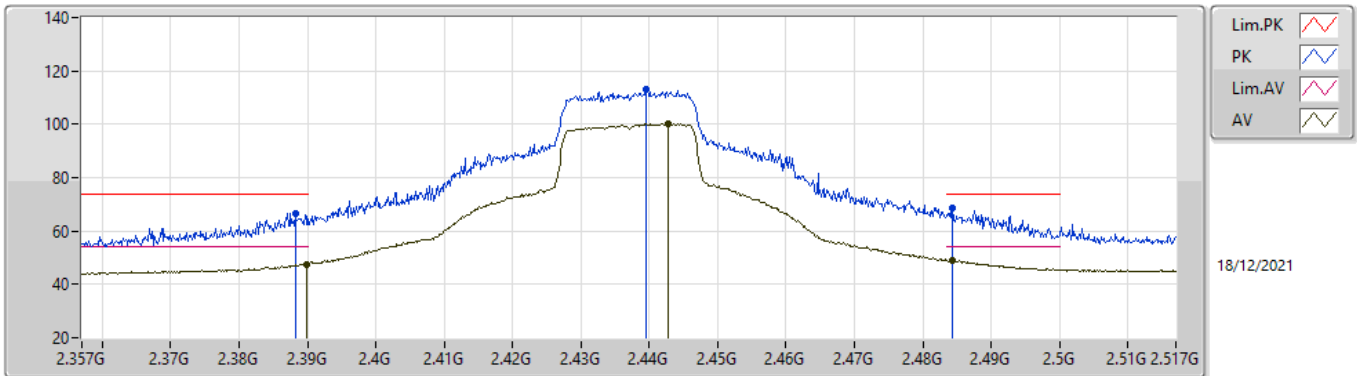


EUT_Z_2TX
 SET 84
 80/100/90/85/83/84
 4.17/-26.44/-5.08/-1.07/1.25/0.32

Type	Freq (Hz)	Level (dBuV/m)	Limit (dBuV/m)	Margin (dB)	Raw (dBuV)	Dist (m)	Condition	Azimuth (°)	Height (m)	Comment	AF (dB)	CL (dB)	PA (dB)
PK	2.38788G	73.04	74.00	-0.96	41.69	3	Vertical	75	2.97	-	27.55	3.80	-
AV	2.38996G	53.68	54.00	-0.32	22.32	3	Vertical	75	2.97	-	27.56	3.80	-
PK	2.43092G	118.18	Inf	-Inf	86.82	3	Vertical	75	2.97	-	27.54	3.82	-
AV	2.43476G	105.55	Inf	-Inf	74.20	3	Vertical	75	2.97	-	27.53	3.82	-
PK	2.48564G	72.62	74.00	-1.38	41.07	3	Vertical	75	2.97	-	27.71	3.84	-
AV	2.48372G	52.82	54.00	-1.18	21.28	3	Vertical	75	2.97	-	27.70	3.84	-

802.11ax HEW20_Nss2,(MCS0)_2TX

2437MHz_TX

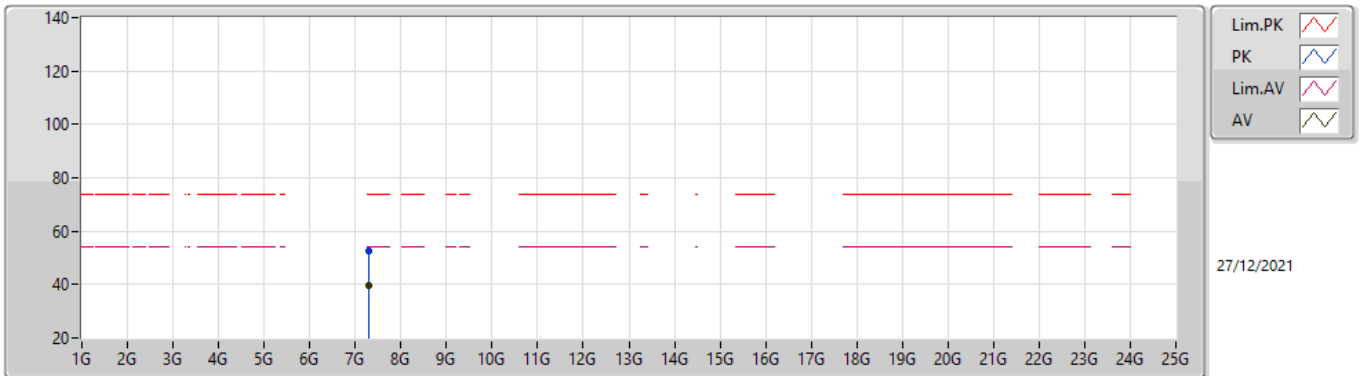


EUT_Z_2TX
SET 84
84
5.07

Type	Freq (Hz)	Level (dBuV/m)	Limit (dBuV/m)	Margin (dB)	Raw (dBuV)	Dist (m)	Condition	Azimuth (°)	Height (m)	Comment	AF (dB)	CL (dB)	PA (dB)
PK	2.3882G	66.65	74.00	-7.35	35.30	3	Horizontal	4	1.34	-	27.55	3.80	-
AV	2.38996G	47.64	54.00	-6.36	16.28	3	Horizontal	4	1.34	-	27.56	3.80	-
PK	2.43956G	113.17	Inf	-Inf	81.83	3	Horizontal	4	1.34	-	27.52	3.82	-
AV	2.44276G	100.08	Inf	-Inf	68.75	3	Horizontal	4	1.34	-	27.51	3.82	-
PK	2.48436G	68.52	74.00	-5.48	36.97	3	Horizontal	4	1.34	-	27.71	3.84	-
AV	2.48436G	48.93	54.00	-5.07	17.38	3	Horizontal	4	1.34	-	27.71	3.84	-

802.11ax HEW20_Nss2,(MCS0)_2TX

2437MHz_TX

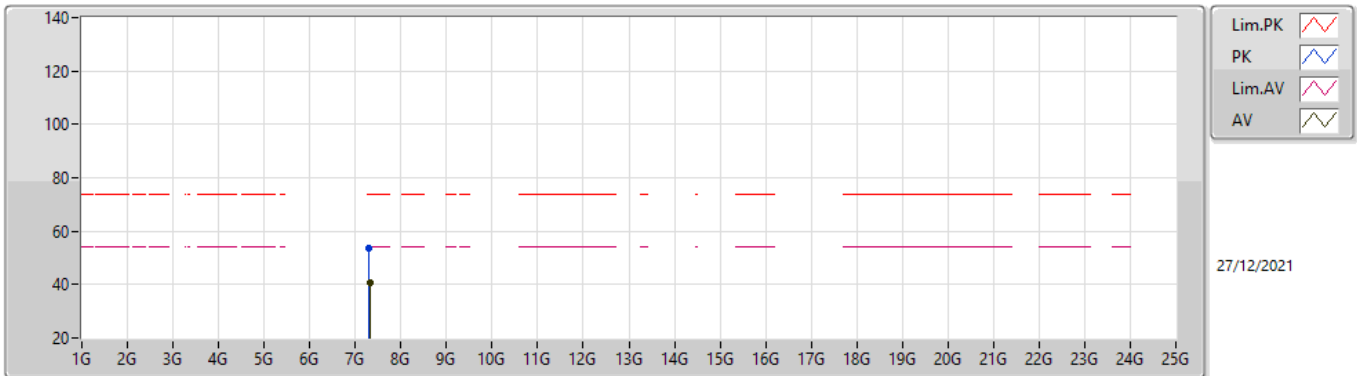


EUT_Z_2TX
SET 84
84
14.26

Type	Freq (Hz)	Level (dBuV/m)	Limit (dBuV/m)	Margin (dB)	Raw (dBuV)	Dist (m)	Condition	Azimuth (°)	Height (m)	Comment	AF (dB)	CL (dB)	PA (dB)
PK	7.30532G	52.57	74.00	-21.43	41.05	3	Vertical	320	2.00	-	37.29	7.31	33.08
AV	7.3091G	39.74	54.00	-14.26	28.23	3	Vertical	320	2.00	-	37.28	7.31	33.08

802.11ax HEW20_Nss2,(MCS0)_2TX

2437MHz_TX

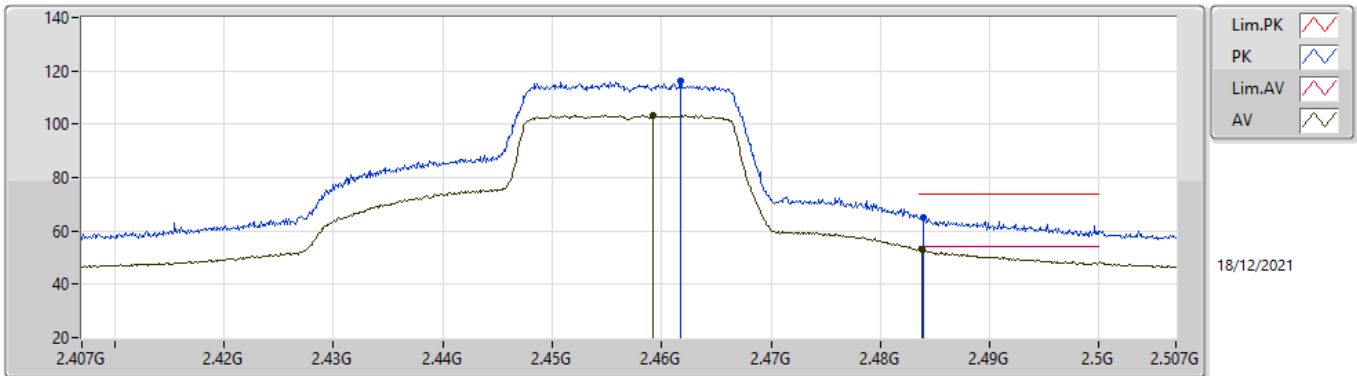


EUT_Z_2TX
SET 84
84
13.10

Type	Freq (Hz)	Level (dBuV/m)	Limit (dBuV/m)	Margin (dB)	Raw (dBuV)	Dist (m)	Condition	Azimuth (°)	Height (m)	Comment	AF (dB)	CL (dB)	PA (dB)
PK	7.30872G	53.70	74.00	-20.30	42.19	3	Horizontal	291	3.00	-	37.28	7.31	33.08
AV	7.31578G	40.90	54.00	-13.10	29.39	3	Horizontal	291	3.00	-	37.27	7.32	33.08

802.11ax HEW20_Nss2,(MCS0)_2TX

2457MHz_TX

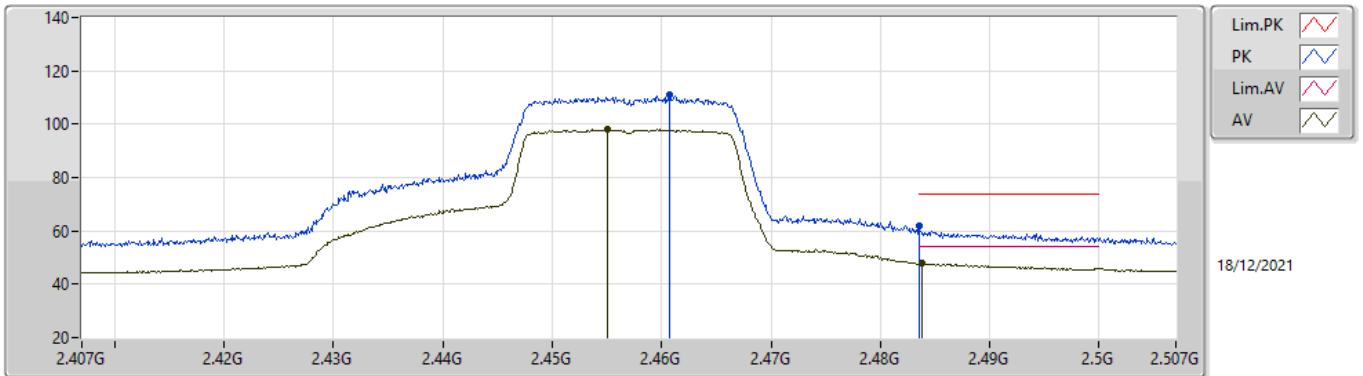


EUT_Z_2TX
 SET 78
 80/60/70/75/77/78
 -0.85/7.43/5.81/3.68/1.77/1.10

Type	Freq (Hz)	Level (dBuV/m)	Limit (dBuV/m)	Margin (dB)	Raw (dBuV)	Dist (m)	Condition	Azimuth (°)	Height (m)	Comment	AF (dB)	CL (dB)	PA (dB)
PK	2.4617G	116.30	Inf	-Inf	84.90	3	Vertical	78	2.92	-	27.57	3.83	-
AV	2.4592G	103.22	Inf	-Inf	71.83	3	Vertical	78	2.92	-	27.56	3.83	-
PK	2.4839G	65.22	74.00	-8.78	33.68	3	Vertical	78	2.92	-	27.70	3.84	-
AV	2.4838G	52.90	54.00	-1.10	21.36	3	Vertical	78	2.92	-	27.70	3.84	-

802.11ax HEW20_Nss2,(MCS0)_2TX

2457MHz_TX

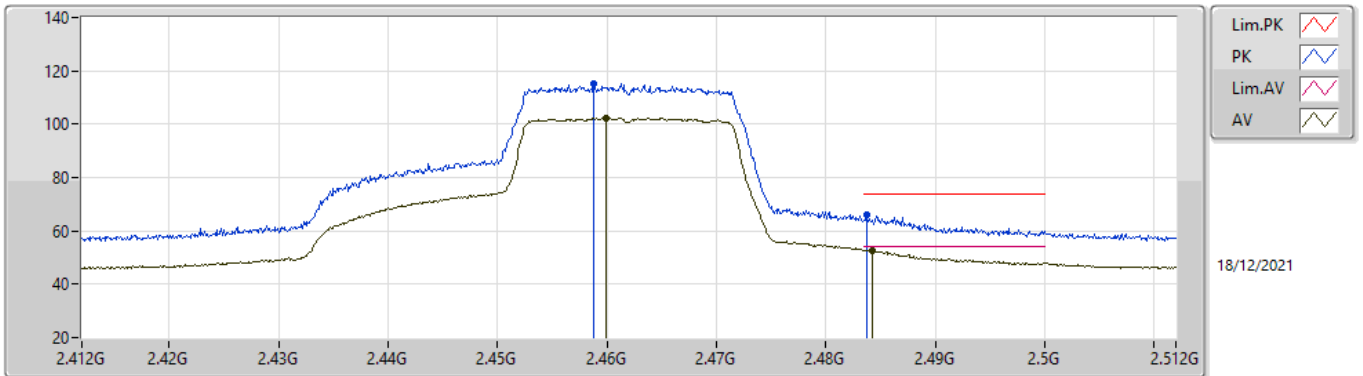


EUT_Z_2TX
SET 78
78
6.20

Type	Freq (Hz)	Level (dBuV/m)	Limit (dBuV/m)	Margin (dB)	Raw (dBuV)	Dist (m)	Condition	Azimuth (°)	Height (m)	Comment	AF (dB)	CL (dB)	PA (dB)
PK	2.4607G	110.78	Inf	-Inf	79.39	3	Horizontal	12	1.55	-	27.56	3.83	-
AV	2.455G	98.12	Inf	-Inf	66.76	3	Horizontal	12	1.55	-	27.53	3.83	-
PK	2.4835G	61.64	74.00	-12.36	30.10	3	Horizontal	12	1.55	-	27.70	3.84	-
AV	2.4838G	47.80	54.00	-6.20	16.26	3	Horizontal	12	1.55	-	27.70	3.84	-

802.11ax HEW20_Nss2,(MCS0)_2TX

2462MHz_TX

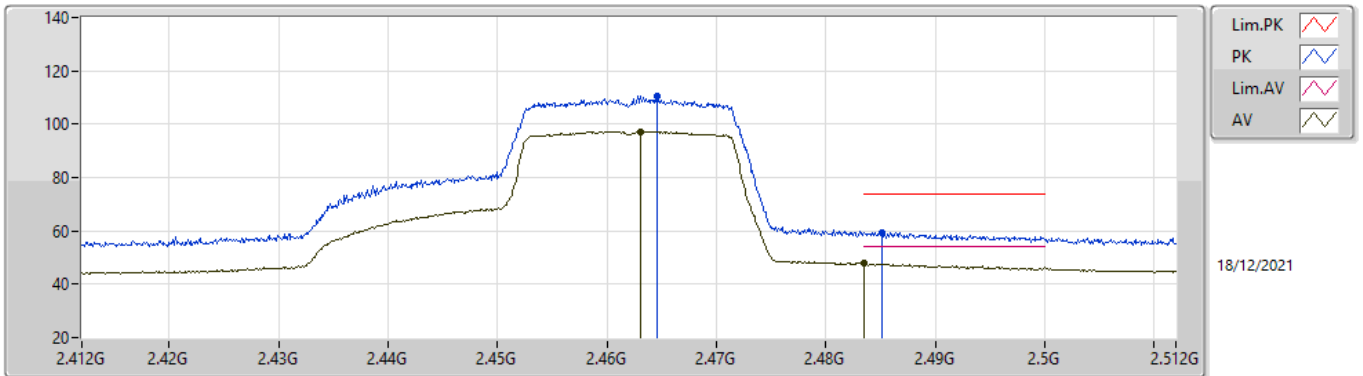


EUT_Z_2TX
 SET 76
 80/60/70/75/77/76
 -5.51/7.25/6.00/2.21/-0.39/1.34

Type	Freq (Hz)	Level (dBuV/m)	Limit (dBuV/m)	Margin (dB)	Raw (dBuV)	Dist (m)	Condition	Azimuth (°)	Height (m)	Comment	AF (dB)	CL (dB)	PA (dB)
PK	2.4588G	115.17	Inf	-Inf	83.79	3	Vertical	78	1.57	-	27.55	3.83	-
AV	2.4599G	102.48	Inf	-Inf	71.09	3	Vertical	78	1.57	-	27.56	3.83	-
PK	2.4837G	65.99	74.00	-8.01	34.45	3	Vertical	78	1.57	-	27.70	3.84	-
AV	2.4843G	52.66	54.00	-1.34	21.11	3	Vertical	78	1.57	-	27.71	3.84	-

802.11ax HEW20_Nss2,(MCS0)_2TX

2462MHz_TX

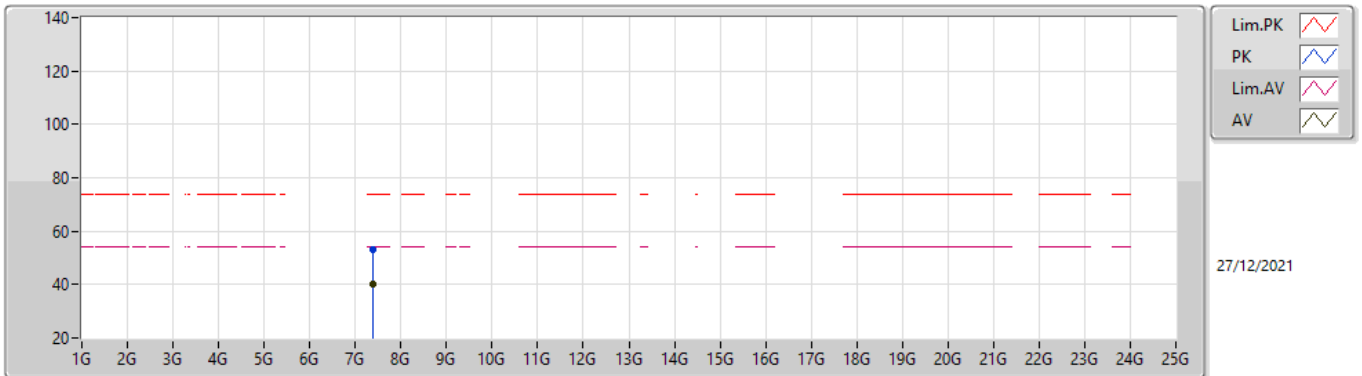


EUT_Z_2TX
SET 76
76
6.13

Type	Freq (Hz)	Level (dBuV/m)	Limit (dBuV/m)	Margin (dB)	Raw (dBuV)	Dist (m)	Condition	Azimuth (°)	Height (m)	Comment	AF (dB)	CL (dB)	PA (dB)
PK	2.4646G	110.46	Inf	-Inf	79.04	3	Horizontal	34	1.35	-	27.59	3.83	-
AV	2.4631G	97.26	Inf	-Inf	65.85	3	Horizontal	34	1.35	-	27.58	3.83	-
PK	2.4851G	59.52	74.00	-14.48	27.97	3	Horizontal	34	1.35	-	27.71	3.84	-
AV	2.4835G	47.87	54.00	-6.13	16.33	3	Horizontal	34	1.35	-	27.70	3.84	-

802.11ax HEW20_Nss2,(MCS0)_2TX

2462MHz_TX

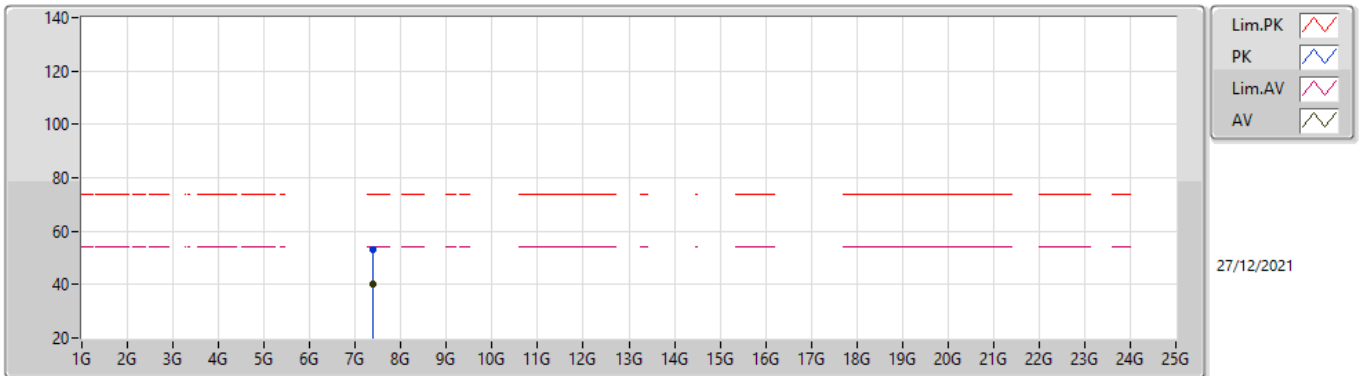


EUT_Z_2TX
SET 76
76
13.94

Type	Freq (Hz)	Level (dBuV/m)	Limit (dBuV/m)	Margin (dB)	Raw (dBuV)	Dist (m)	Condition	Azimuth (°)	Height (m)	Comment	AF (dB)	CL (dB)	PA (dB)
PK	7.39344G	52.95	74.00	-21.05	41.41	3	Vertical	284	1.80	-	37.20	7.39	33.05
AV	7.3993G	40.06	54.00	-13.94	28.51	3	Vertical	284	1.80	-	37.20	7.40	33.05

802.11ax HEW20_Nss2,(MCS0)_2TX

2462MHz_TX



EUT_Z_2TX
SET 76
76
14.00

Type	Freq (Hz)	Level (dBuV/m)	Limit (dBuV/m)	Margin (dB)	Raw (dBuV)	Dist (m)	Condition	Azimuth (°)	Height (m)	Comment	AF (dB)	CL (dB)	PA (dB)
PK	7.39148G	52.91	74.00	-21.09	41.37	3	Horizontal	27	1.23	-	37.20	7.39	33.05
AV	7.3955G	40.00	54.00	-14.00	28.45	3	Horizontal	27	1.23	-	37.20	7.40	33.05

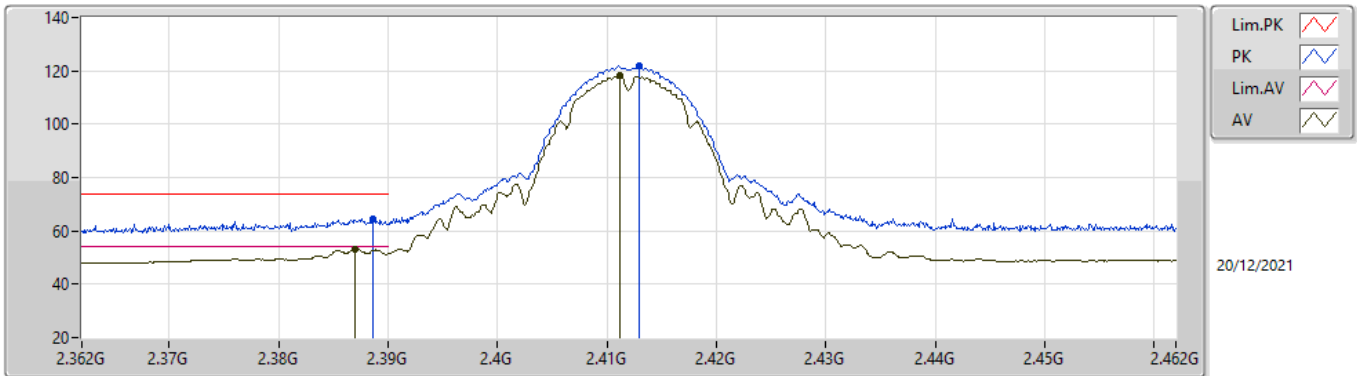


For 4T1S
Summary

Mode	Result	Type	Freq (Hz)	Level (dBuV/m)	Limit (dBuV/m)	Margin (dB)	Dist (m)	Condition	Azimuth (°)	Height (m)	Comments
2.4-2.4835GHz	-	-	-	-	-	-	-	-	-	-	-
802.11b_Nss1,(1Mbps)_4TX	Pass	AV	4.82398G	53.60	54.00	-0.40	3	Horizontal	37	1.80	-
802.11g_Nss1,(6Mbps)_4TX	Pass	AV	2.49G	53.92	54.00	-0.08	3	Vertical	144	1.88	-
802.11ax HEW20_Nss1,(MCS0)_4TX	Pass	AV	2.3859G	53.96	54.00	-0.04	3	Vertical	201	3.00	-

802.11b_Nss1,(1Mbps)_4TX

2412MHz_TX

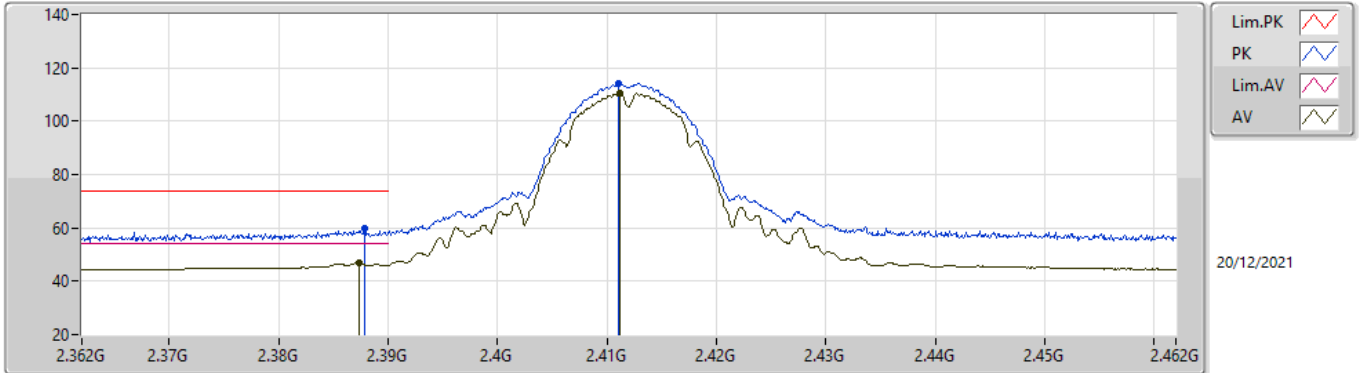


EUT_Z_4TX
 SET 83
 80/100/90/85/83/84/83
 2.88/-36.12/-8.27/-2.95/0.70/-0.35/0.65

Type	Freq (Hz)	Level (dBuV/m)	Limit (dBuV/m)	Margin (dB)	Raw (dBuV)	Dist (m)	Condition	Azimuth (°)	Height (m)	Comment	AF (dB)	CL (dB)	PA (dB)
PK	2.3886G	64.54	74.00	-9.46	33.19	3	Vertical	38	2.71	-	27.55	3.80	-
AV	2.387G	53.35	54.00	-0.65	22.00	3	Vertical	38	2.71	-	27.55	3.80	-
PK	2.4129G	121.87	Inf	-Inf	90.49	3	Vertical	38	2.71	-	27.57	3.81	-
AV	2.4112G	118.12	Inf	-Inf	86.73	3	Vertical	38	2.71	-	27.58	3.81	-

802.11b_Nss1,(1Mbps)_4TX

2412MHz_TX

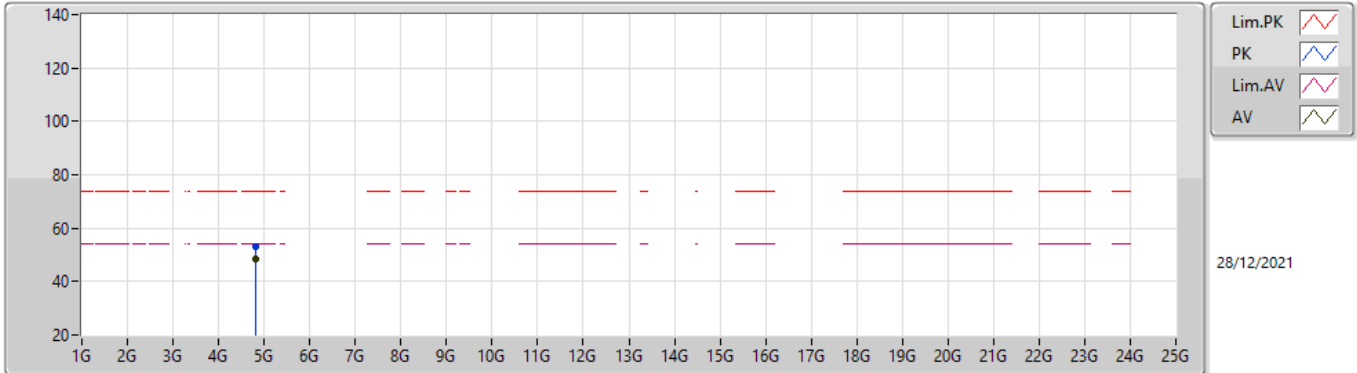


EUTZ_4TX
SET 83
83
7.13

Type	Freq (Hz)	Level (dBuV/m)	Limit (dBuV/m)	Margin (dB)	Raw (dBuV)	Dist (m)	Condition	Azimuth (°)	Height (m)	Comment	AF (dB)	CL (dB)	PA (dB)
PK	2.3879G	59.62	74.00	-14.38	28.27	3	Horizontal	240	1.46	-	27.55	3.80	-
AV	2.3873G	46.87	54.00	-7.13	15.52	3	Horizontal	240	1.46	-	27.55	3.80	-
PK	2.411G	114.26	Inf	-Inf	82.87	3	Horizontal	240	1.46	-	27.58	3.81	-
AV	2.4112G	110.52	Inf	-Inf	79.13	3	Horizontal	240	1.46	-	27.58	3.81	-

802.11b_Nss1,(1Mbps)_4TX

2412MHz_TX

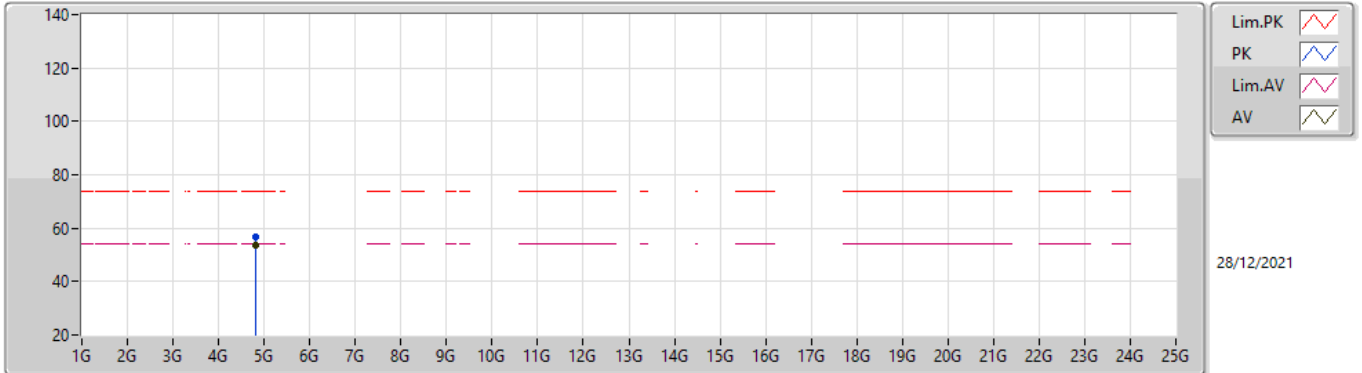


EUTY_4TX
SET 83
83
5.68

Type	Freq (Hz)	Level (dBuV/m)	Limit (dBuV/m)	Margin (dB)	Raw (dBuV)	Dist (m)	Condition	Azimuth (°)	Height (m)	Comment	AF (dB)	CL (dB)	PA (dB)
PK	4.824G	52.94	74.00	-21.06	47.17	3	Vertical	37	2.14	-	32.45	6.30	32.98
AV	4.82396G	48.32	54.00	-5.68	42.55	3	Vertical	37	2.14	-	32.45	6.30	32.98

802.11b_Nss1,(1Mbps)_4TX

2412MHz_TX

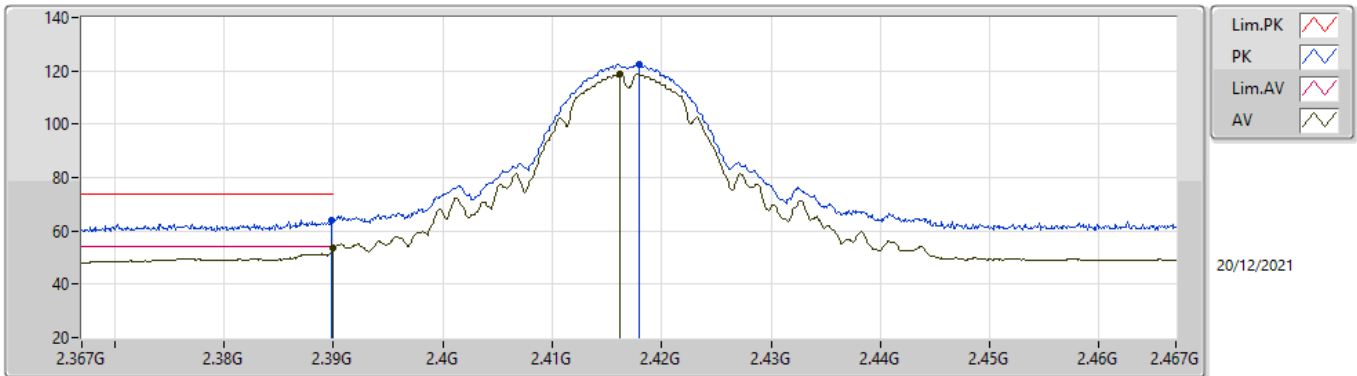


EUTY_4TX
SET 83
83
0.40

Type	Freq (Hz)	Level (dBuV/m)	Limit (dBuV/m)	Margin (dB)	Raw (dBuV)	Dist (m)	Condition	Azimuth (°)	Height (m)	Comment	AF (dB)	CL (dB)	PA (dB)
PK	4.82396G	56.53	74.00	-17.47	50.76	3	Horizontal	37	1.80	-	32.45	6.30	32.98
AV	4.82398G	53.60	54.00	-0.40	47.83	3	Horizontal	37	1.80	-	32.45	6.30	32.98

802.11b_Nss1,(1Mbps)_4TX

2417MHz_TX

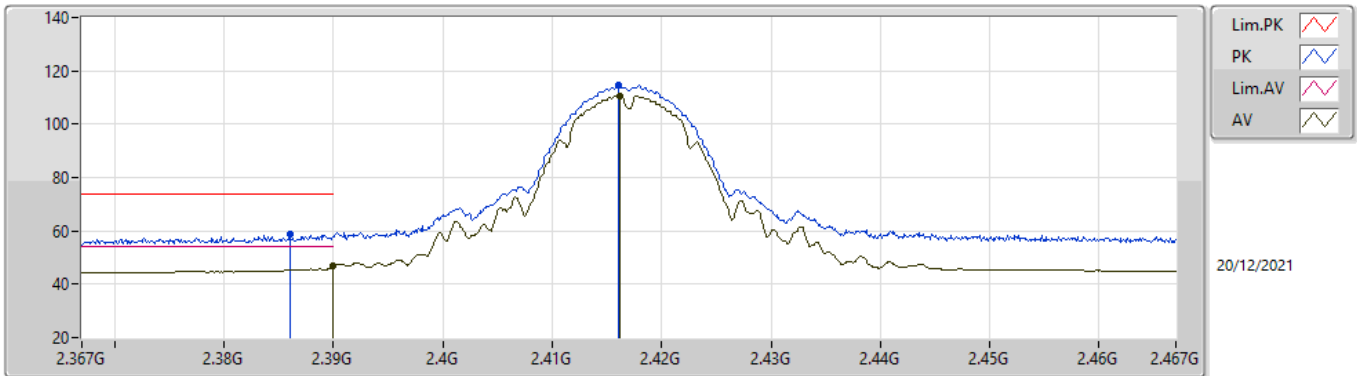


EUT_Z_4TX
 SET 85
 80/100/90/85/87/86/85
 3.57/-35.65/-2.71/0.43/-1.05/-0.56/0.49

Type	Freq (Hz)	Level (dBuV/m)	Limit (dBuV/m)	Margin (dB)	Raw (dBuV)	Dist (m)	Condition	Azimuth (°)	Height (m)	Comment	AF (dB)	CL (dB)	PA (dB)
PK	2.3898G	64.15	74.00	-9.85	32.79	3	Vertical	38	2.83	-	27.56	3.80	-
AV	2.39G	53.51	54.00	-0.49	22.15	3	Vertical	38	2.83	-	27.56	3.80	-
PK	2.418G	122.54	Inf	-Inf	91.17	3	Vertical	38	2.83	-	27.56	3.81	-
AV	2.4162G	118.67	Inf	-Inf	87.29	3	Vertical	38	2.83	-	27.57	3.81	-

802.11b_Nss1,(1Mbps)_4TX

2417MHz_TX

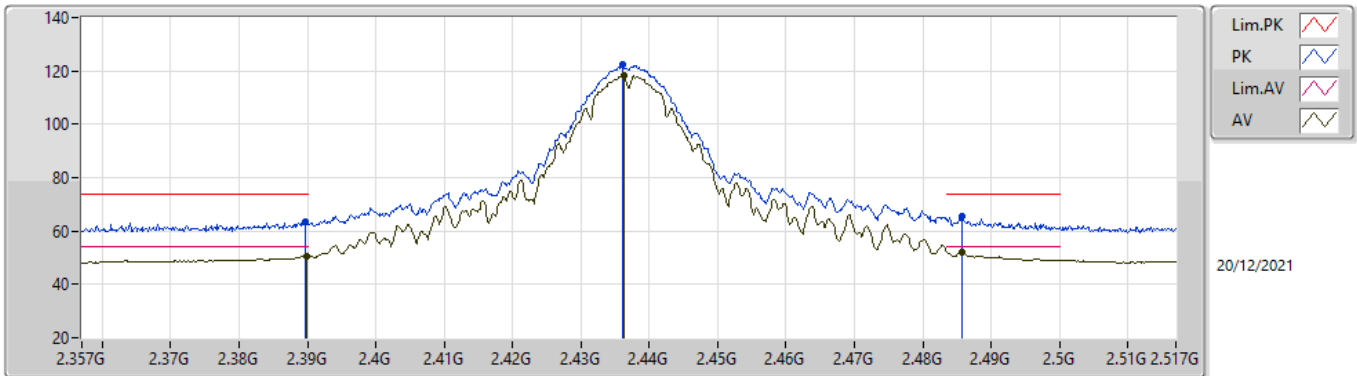


EUT_Z_4TX
SET 85
85
7.05

Type	Freq (Hz)	Level (dBuV/m)	Limit (dBuV/m)	Margin (dB)	Raw (dBuV)	Dist (m)	Condition	Azimuth (°)	Height (m)	Comment	AF (dB)	CL (dB)	PA (dB)
PK	2.386G	58.56	74.00	-15.44	27.22	3	Horizontal	238	1.50	-	27.54	3.80	-
AV	2.39G	46.95	54.00	-7.05	15.59	3	Horizontal	238	1.50	-	27.56	3.80	-
PK	2.416G	114.59	Inf	-Inf	83.21	3	Horizontal	238	1.50	-	27.57	3.81	-
AV	2.4162G	110.69	Inf	-Inf	79.31	3	Horizontal	238	1.50	-	27.57	3.81	-

802.11b_Nss1,(1Mbps)_4TX

2437MHz_TX

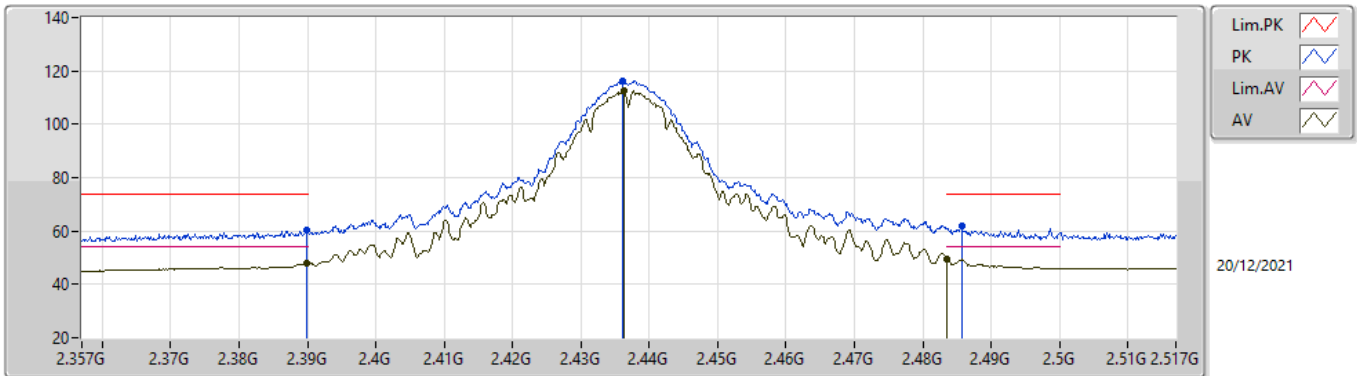


EUT_Z_4TX
 SET 95
 80/100/90/95/97/96/95
 6.66/-26.00/5.49/2.65/-5.36/-2.82/1.72

Type	Freq (Hz)	Level (dBuV/m)	Limit (dBuV/m)	Margin (dB)	Raw (dBuV)	Dist (m)	Condition	Azimuth (°)	Height (m)	Comment	AF (dB)	CL (dB)	PA (dB)
PK	2.38964G	63.65	74.00	-10.35	32.29	3	Vertical	271	1.74	-	27.56	3.80	-
AV	2.38996G	50.76	54.00	-3.24	19.40	3	Vertical	271	1.74	-	27.56	3.80	-
PK	2.43604G	122.16	Inf	-Inf	90.81	3	Vertical	271	1.74	-	27.53	3.82	-
AV	2.4362G	118.37	Inf	-Inf	87.02	3	Vertical	271	1.74	-	27.53	3.82	-
PK	2.48564G	65.38	74.00	-8.62	33.83	3	Vertical	271	1.74	-	27.71	3.84	-
AV	2.48564G	52.28	54.00	-1.72	20.73	3	Vertical	271	1.74	-	27.71	3.84	-

802.11b_Nss1,(1Mbps)_4TX

2437MHz_TX

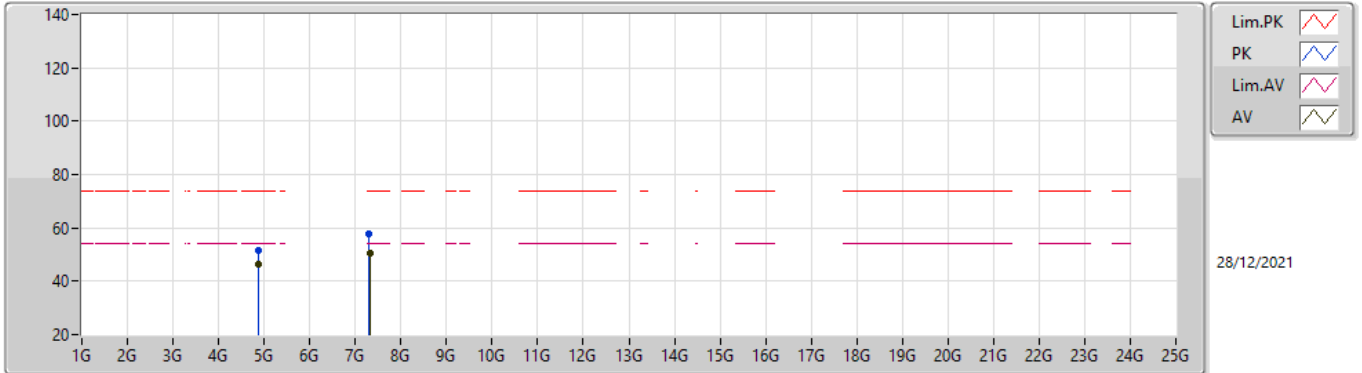


EUT_Z_4TX
SET 95
95
4.70

Type	Freq (Hz)	Level (dBuV/m)	Limit (dBuV/m)	Margin (dB)	Raw (dBuV)	Dist (m)	Condition	Azimuth (°)	Height (m)	Comment	AF (dB)	CL (dB)	PA (dB)
PK	2.38996G	60.50	74.00	-13.50	29.14	3	Horizontal	22	1.08	-	27.56	3.80	-
AV	2.38996G	48.02	54.00	-5.98	16.66	3	Horizontal	22	1.08	-	27.56	3.80	-
PK	2.43604G	116.35	Inf	-Inf	85.00	3	Horizontal	22	1.08	-	27.53	3.82	-
AV	2.4362G	112.53	Inf	-Inf	81.18	3	Horizontal	22	1.08	-	27.53	3.82	-
PK	2.48564G	61.79	74.00	-12.21	30.24	3	Horizontal	22	1.08	-	27.71	3.84	-
AV	2.4835G	49.30	54.00	-4.70	17.76	3	Horizontal	22	1.08	-	27.70	3.84	-

802.11b_Nss1,(1Mbps)_4TX

2437MHz_TX

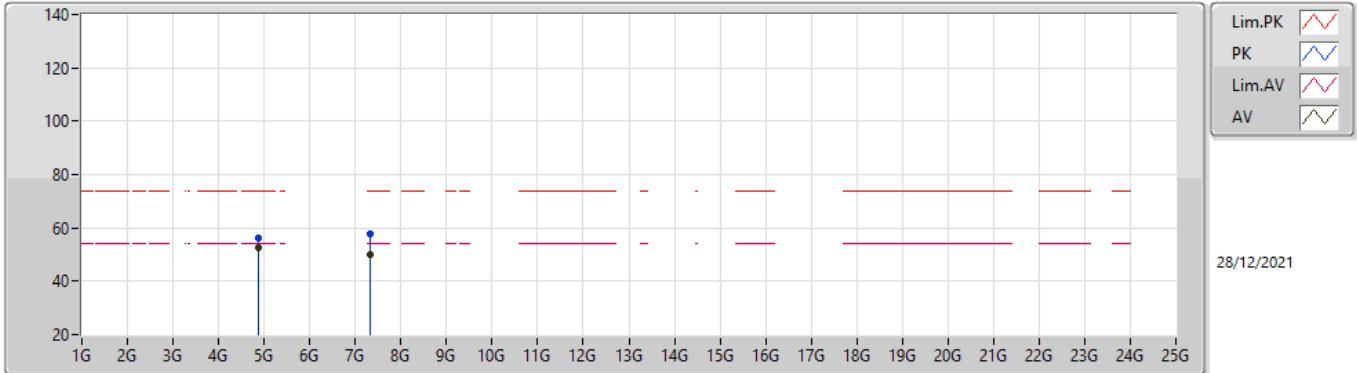


EUTY_4TX
SET 93
93
7.38

Type	Freq (Hz)	Level (dBuV/m)	Limit (dBuV/m)	Margin (dB)	Raw (dBuV)	Dist (m)	Condition	Azimuth (°)	Height (m)	Comment	AF (dB)	CL (dB)	PA (dB)
PK	4.87412G	51.59	74.00	-22.41	45.72	3	Vertical	198	1.58	-	32.55	6.30	32.98
AV	4.87398G	46.62	54.00	-7.38	40.75	3	Vertical	198	1.58	-	32.55	6.30	32.98
PK	7.30904G	57.70	74.00	-16.30	46.19	3	Vertical	30	1.22	-	37.28	7.31	33.08
AV	7.31024G	50.61	54.00	-3.39	39.10	3	Vertical	30	1.22	-	37.28	7.31	33.08

802.11b_Nss1,(1Mbps)_4TX

2437MHz_TX

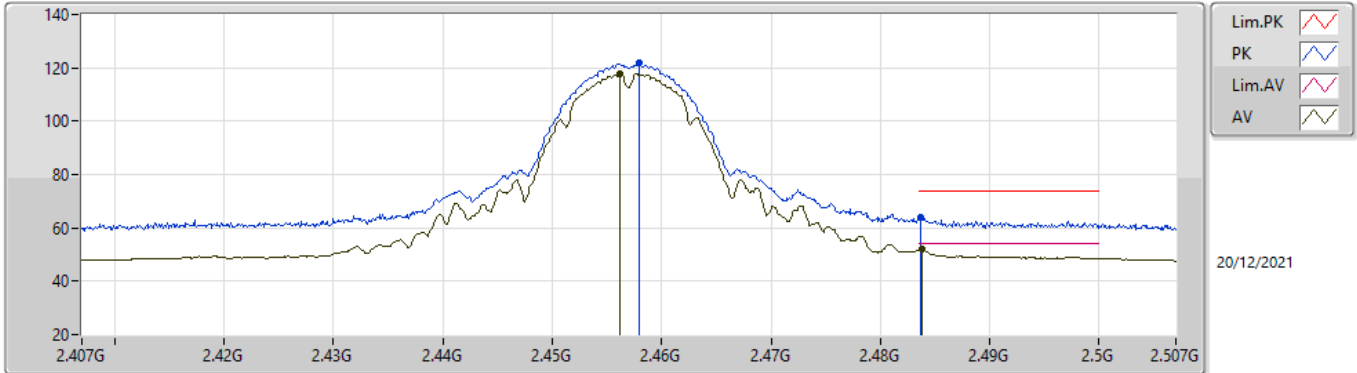


EUTY_4TX
 SET 91
 93/73/83/88/90/91
 -0.07/9.53/5.39/3.05/2.07/1.37

Type	Freq (Hz)	Level (dBuV/m)	Limit (dBuV/m)	Margin (dB)	Raw (dBuV)	Dist (m)	Condition	Azimuth (°)	Height (m)	Comment	AF (dB)	CL (dB)	PA (dB)
PK	4.87392G	56.37	74.00	-17.63	50.50	3	Horizontal	308	2.12	-	32.55	6.30	32.98
AV	4.87396G	52.63	54.00	-1.37	46.76	3	Horizontal	308	2.12	-	32.55	6.30	32.98
PK	7.31176G	57.93	74.00	-16.07	46.42	3	Horizontal	319	1.62	-	37.28	7.31	33.08
AV	7.31022G	50.18	54.00	-3.82	38.67	3	Horizontal	319	1.62	-	37.28	7.31	33.08

802.11b_Nss1,(1Mbps)_4TX

2457MHz_TX

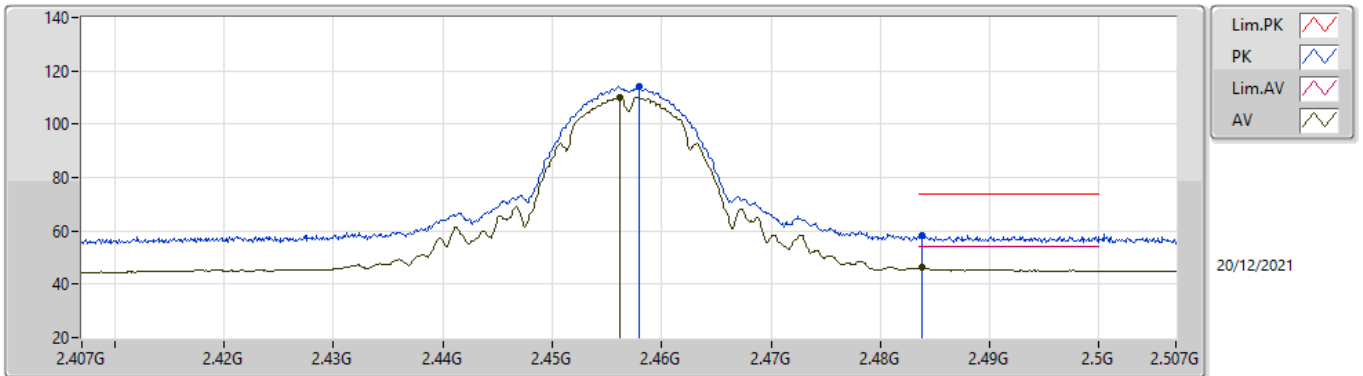


EUT_Z_4TX
 SET 83
 80/100/90/85/83/84/83
 4.40/-39.75/-6.18/-0.29/1.70/-0.02/1.79

Type	Freq (Hz)	Level (dBuV/m)	Limit (dBuV/m)	Margin (dB)	Raw (dBuV)	Dist (m)	Condition	Azimuth (°)	Height (m)	Comment	AF (dB)	CL (dB)	PA (dB)
PK	2.458G	121.72	Inf	-Inf	90.34	3	Vertical	38	2.73	-	27.55	3.83	-
AV	2.4562G	117.74	Inf	-Inf	86.37	3	Vertical	38	2.73	-	27.54	3.83	-
PK	2.4837G	63.95	74.00	-10.05	32.41	3	Vertical	38	2.73	-	27.70	3.84	-
AV	2.4838G	52.21	54.00	-1.79	20.67	3	Vertical	38	2.73	-	27.70	3.84	-

802.11b_Nss1,(1Mbps)_4TX

2457MHz_TX

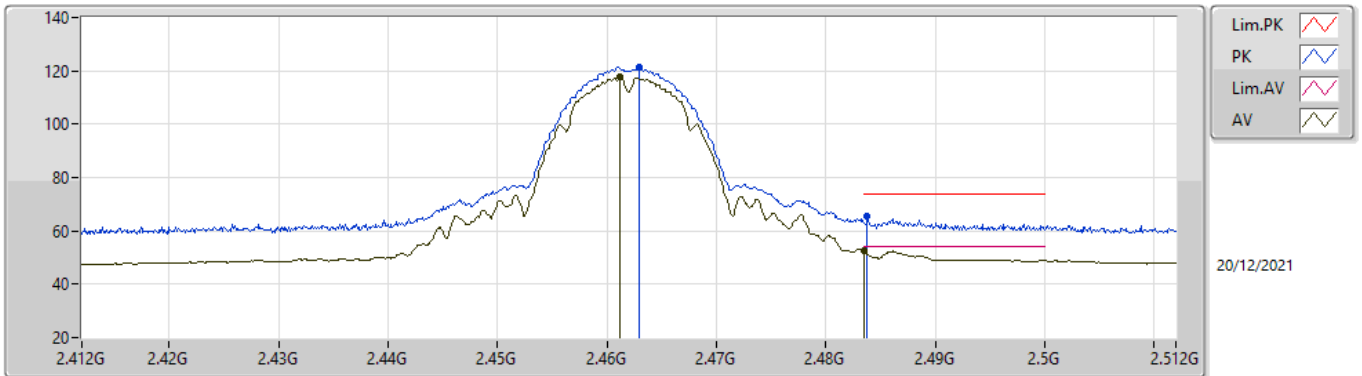


EUTZ_4TX
SET 83
83
7.77

Type	Freq (Hz)	Level (dBuV/m)	Limit (dBuV/m)	Margin (dB)	Raw (dBuV)	Dist (m)	Condition	Azimuth (°)	Height (m)	Comment	AF (dB)	CL (dB)	PA (dB)
PK	2.458G	113.93	Inf	-Inf	82.55	3	Horizontal	239	1.35	-	27.55	3.83	-
AV	2.4562G	110.08	Inf	-Inf	78.71	3	Horizontal	239	1.35	-	27.54	3.83	-
PK	2.4838G	58.39	74.00	-15.61	26.85	3	Horizontal	239	1.35	-	27.70	3.84	-
AV	2.4838G	46.23	54.00	-7.77	14.69	3	Horizontal	239	1.35	-	27.70	3.84	-

802.11b_Nss1,(1Mbps)_4TX

2462MHz_TX

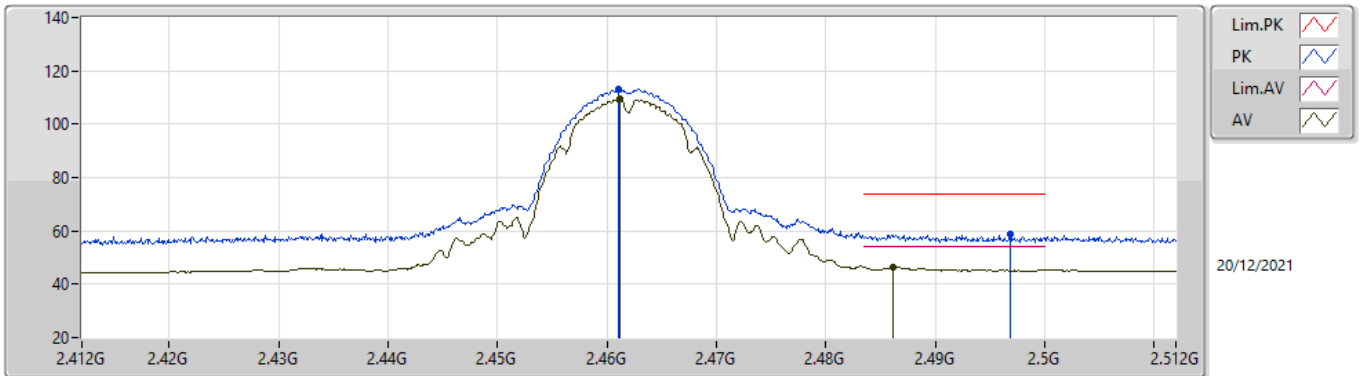


EUT_Z_4TX
 SET 80
 80/100/90/85/83/82/80
 1.50/-39.22/-12.55/-5.22/-1.96/-0.86/1.55

Type	Freq (Hz)	Level (dBuV/m)	Limit (dBuV/m)	Margin (dB)	Raw (dBuV)	Dist (m)	Condition	Azimuth (°)	Height (m)	Comment	AF (dB)	CL (dB)	PA (dB)
PK	2.463G	121.35	Inf	-Inf	89.94	3	Vertical	38	2.73	-	27.58	3.83	-
AV	2.4612G	117.53	Inf	-Inf	86.13	3	Vertical	38	2.73	-	27.57	3.83	-
PK	2.4838G	65.42	74.00	-8.58	33.88	3	Vertical	38	2.73	-	27.70	3.84	-
AV	2.4835G	52.45	54.00	-1.55	20.91	3	Vertical	38	2.73	-	27.70	3.84	-

802.11b_Nss1,(1Mbps)_4TX

2462MHz_TX

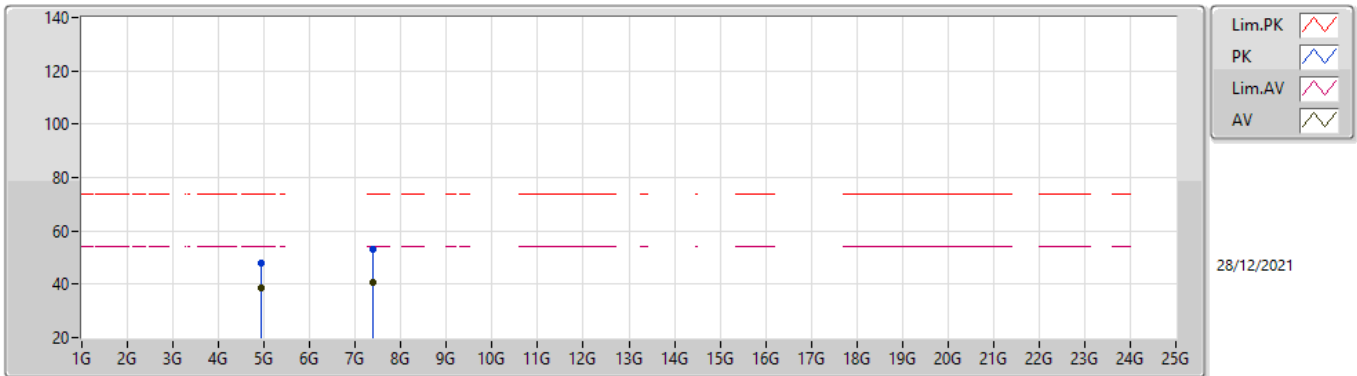


EUT_Z_4TX
SET 80
80
7.41

Type	Freq (Hz)	Level (dBuV/m)	Limit (dBuV/m)	Margin (dB)	Raw (dBuV)	Dist (m)	Condition	Azimuth (°)	Height (m)	Comment	AF (dB)	CL (dB)	PA (dB)
PK	2.461G	113.27	Inf	-Inf	81.87	3	Horizontal	238	1.37	-	27.57	3.83	-
AV	2.4612G	109.37	Inf	-Inf	77.97	3	Horizontal	238	1.37	-	27.57	3.83	-
PK	2.4969G	58.60	74.00	-15.40	26.97	3	Horizontal	238	1.37	-	27.78	3.85	-
AV	2.4862G	46.59	54.00	-7.41	15.03	3	Horizontal	238	1.37	-	27.72	3.84	-

802.11b_Nss1,(1Mbps)_4TX

2462MHz_TX

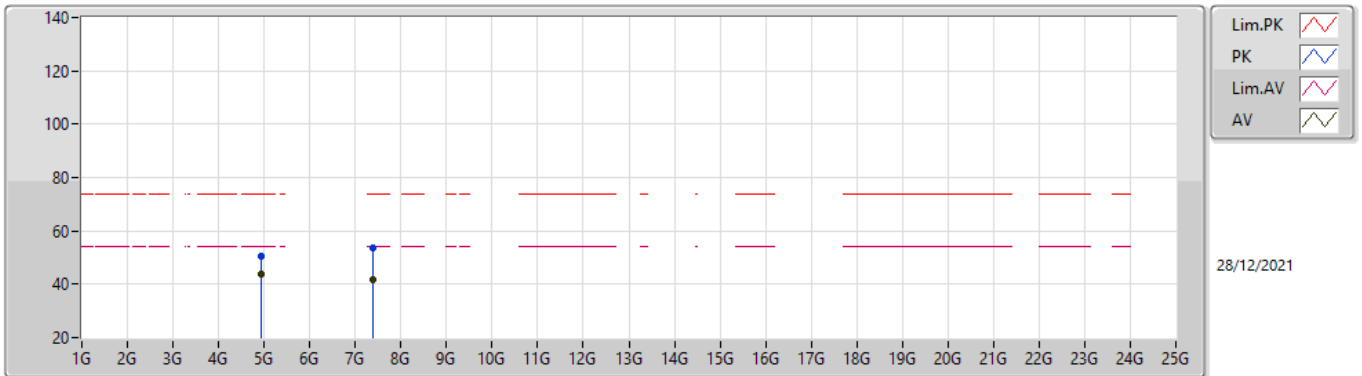


EUTY_4TX
SET 80
80
15.39

Type	Freq (Hz)	Level (dBuV/m)	Limit (dBuV/m)	Margin (dB)	Raw (dBuV)	Dist (m)	Condition	Azimuth (°)	Height (m)	Comment	AF (dB)	CL (dB)	PA (dB)
PK	4.92416G	47.71	74.00	-26.29	41.73	3	Vertical	215	1.30	-	32.65	6.30	32.97
AV	4.924G	38.61	54.00	-15.39	32.63	3	Vertical	215	1.30	-	32.65	6.30	32.97
PK	7.38536G	53.34	74.00	-20.66	41.80	3	Vertical	31	1.90	-	37.20	7.39	33.05
AV	7.38708G	40.61	54.00	-13.39	29.07	3	Vertical	31	1.90	-	37.20	7.39	33.05

802.11b_Nss1,(1Mbps)_4TX

2462MHz_TX

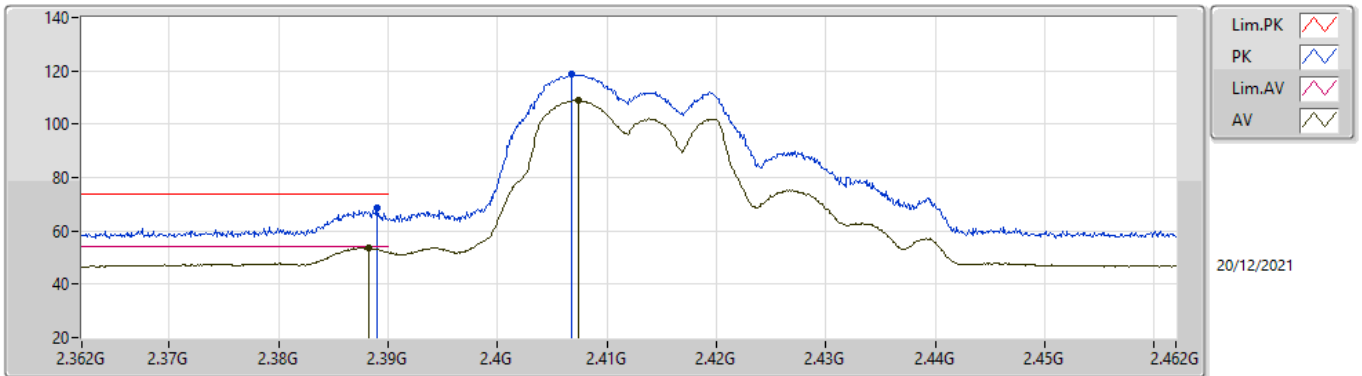


EUTY_4TX
SET 80
80
9.99

Type	Freq (Hz)	Level (dBuV/m)	Limit (dBuV/m)	Margin (dB)	Raw (dBuV)	Dist (m)	Condition	Azimuth (°)	Height (m)	Comment	AF (dB)	CL (dB)	PA (dB)
PK	4.92392G	50.29	74.00	-23.71	44.31	3	Horizontal	324	2.93	-	32.65	6.30	32.97
AV	4.92396G	44.01	54.00	-9.99	38.03	3	Horizontal	324	2.93	-	32.65	6.30	32.97
PK	7.38232G	53.79	74.00	-20.21	42.26	3	Horizontal	301	1.90	-	37.20	7.38	33.05
AV	7.38522G	41.85	54.00	-12.15	30.31	3	Horizontal	301	1.90	-	37.20	7.39	33.05

802.11g_Nss1,(6Mbps)_4TX

2412MHz_TX

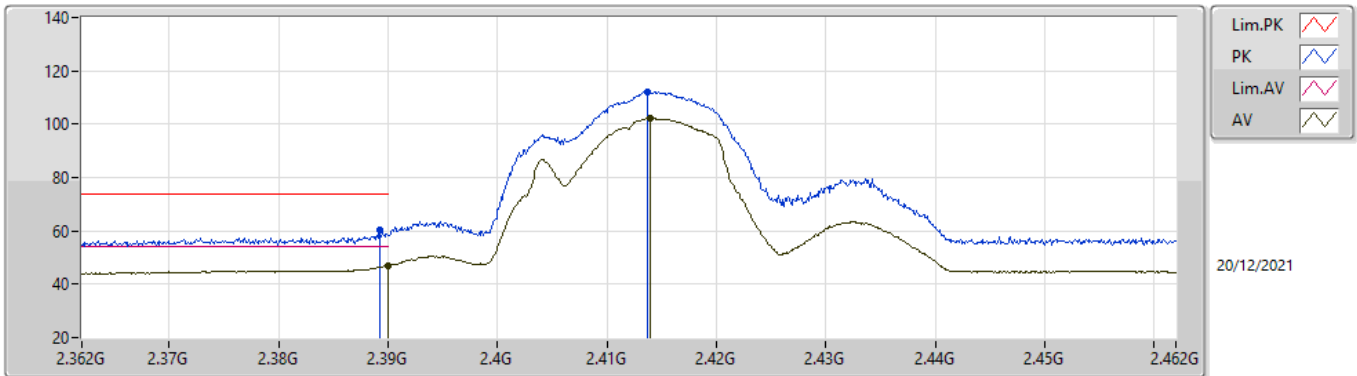


EUT_Z_4TX
 SET 70
 80/60/70/75/73/72/70
 -6.32/4.08/0.39/-2.32/-1.02/-0.63/0.24

Type	Freq (Hz)	Level (dBuV/m)	Limit (dBuV/m)	Margin (dB)	Raw (dBuV)	Dist (m)	Condition	Azimuth (°)	Height (m)	Comment	AF (dB)	CL (dB)	PA (dB)
PK	2.389G	68.43	74.00	-5.57	37.07	3	Vertical	140	2.75	-	27.56	3.80	-
AV	2.3882G	53.76	54.00	-0.24	22.41	3	Vertical	140	2.75	-	27.55	3.80	-
PK	2.4068G	118.60	Inf	-Inf	87.21	3	Vertical	140	2.75	-	27.59	3.80	-
AV	2.4074G	108.82	Inf	-Inf	77.43	3	Vertical	140	2.75	-	27.59	3.80	-

802.11g_Nss1,(6Mbps)_4TX

2412MHz_TX

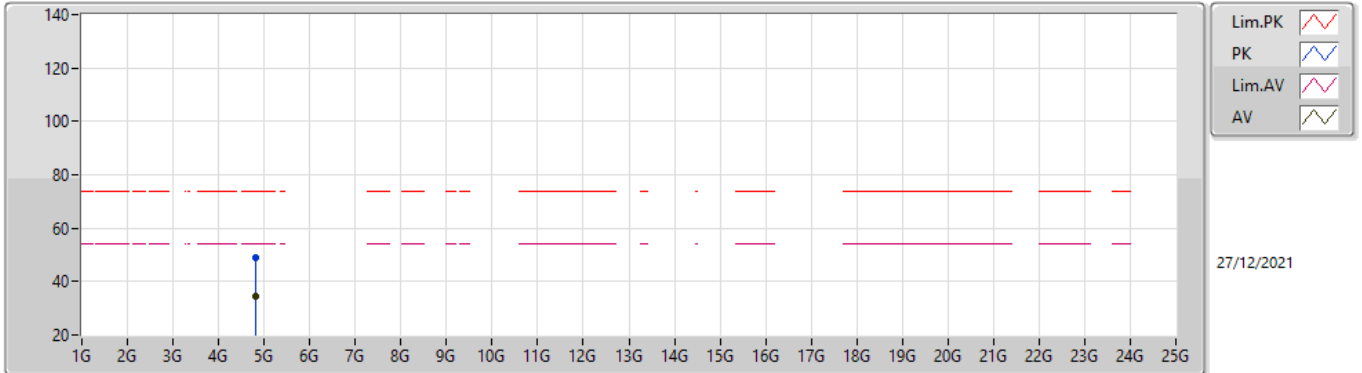


EUTZ_4TX
SET 70
70
7.07

Type	Freq (Hz)	Level (dBuV/m)	Limit (dBuV/m)	Margin (dB)	Raw (dBuV)	Dist (m)	Condition	Azimuth (°)	Height (m)	Comment	AF (dB)	CL (dB)	PA (dB)
PK	2.3892G	60.21	74.00	-13.79	28.85	3	Horizontal	19	1.00	-	27.56	3.80	-
AV	2.39G	46.93	54.00	-7.07	15.57	3	Horizontal	19	1.00	-	27.56	3.80	-
PK	2.4137G	112.11	Inf	-Inf	80.73	3	Horizontal	19	1.00	-	27.57	3.81	-
AV	2.414G	102.13	Inf	-Inf	70.75	3	Horizontal	19	1.00	-	27.57	3.81	-

802.11g_Nss1,(6Mbps)_4TX

2412MHz_TX

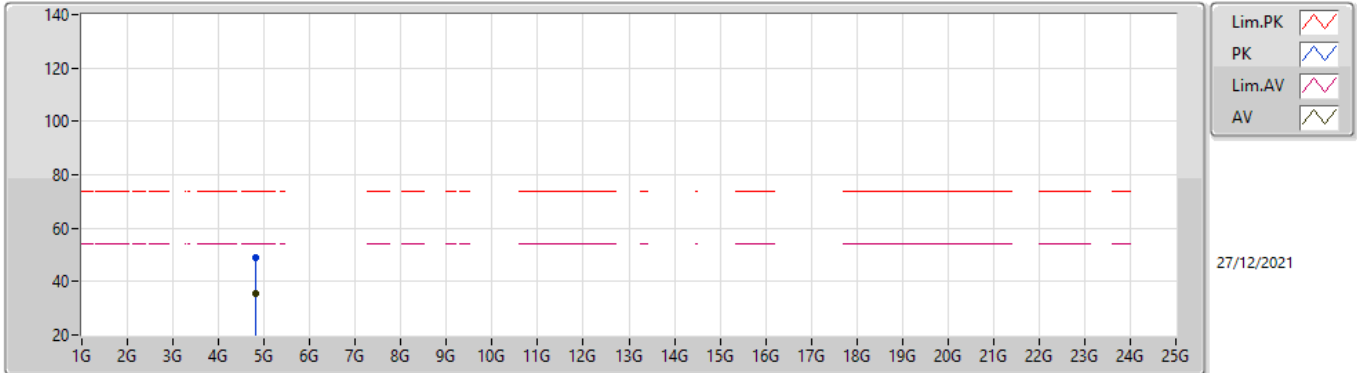


EUTY_4TX
SET 70
70
19.51

Type	Freq (Hz)	Level (dBuV/m)	Limit (dBuV/m)	Margin (dB)	Raw (dBuV)	Dist (m)	Condition	Azimuth (°)	Height (m)	Comment	AF (dB)	CL (dB)	PA (dB)
PK	4.81952G	49.06	74.00	-24.94	43.31	3	Vertical	38	1.93	-	32.44	6.30	32.99
AV	4.81914G	34.49	54.00	-19.51	28.74	3	Vertical	38	1.93	-	32.44	6.30	32.99

802.11g_Nss1,(6Mbps)_4TX

2412MHz_TX

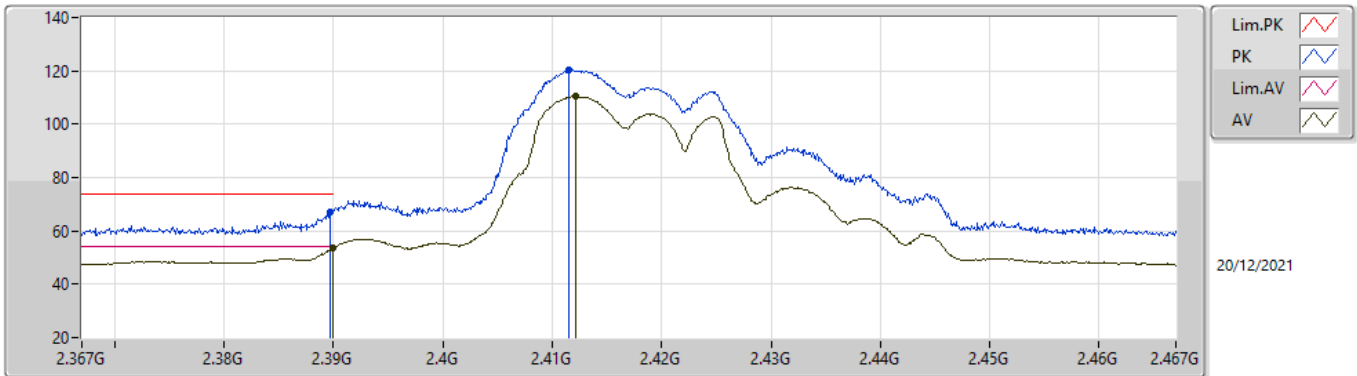


EUTY_4TX
SET 70
70
18.31

Type	Freq (Hz)	Level (dBuV/m)	Limit (dBuV/m)	Margin (dB)	Raw (dBuV)	Dist (m)	Condition	Azimuth (°)	Height (m)	Comment	AF (dB)	CL (dB)	PA (dB)
PK	4.82492G	48.92	74.00	-25.08	43.15	3	Horizontal	38	2.27	-	32.45	6.30	32.98
AV	4.82482G	35.69	54.00	-18.31	29.92	3	Horizontal	38	2.27	-	32.45	6.30	32.98

802.11g_Nss1,(6Mbps)_4TX

2417MHz_TX

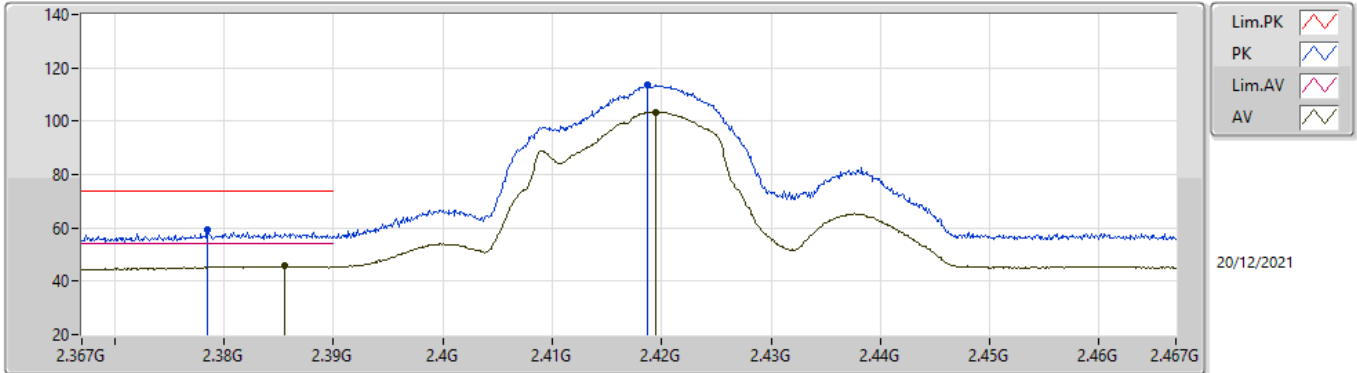


EUT_Z_4TX
 SET 76
 80/60/70/75/77/76
 -2.93/6.50/3.11/0.93/-0.43/0.13

Type	Freq (Hz)	Level (dBuV/m)	Limit (dBuV/m)	Margin (dB)	Raw (dBuV)	Dist (m)	Condition	Azimuth (°)	Height (m)	Comment	AF (dB)	CL (dB)	PA (dB)
PK	2.3897G	67.10	74.00	-6.90	35.74	3	Vertical	139	2.74	-	27.56	3.80	-
AV	2.39G	53.87	54.00	-0.13	22.51	3	Vertical	139	2.74	-	27.56	3.80	-
PK	2.4115G	120.23	Inf	-Inf	88.84	3	Vertical	139	2.74	-	27.58	3.81	-
AV	2.4122G	110.50	Inf	-Inf	79.11	3	Vertical	139	2.74	-	27.58	3.81	-

802.11g_Nss1,(6Mbps)_4TX

2417MHz_TX

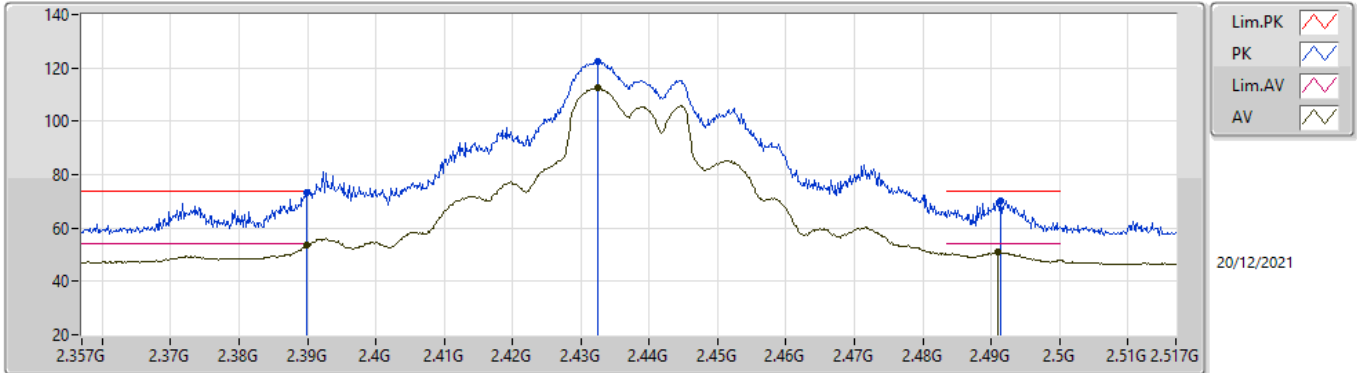


EUTZ_4TX
SET 76
76
8.28

Type	Freq (Hz)	Level (dBuV/m)	Limit (dBuV/m)	Margin (dB)	Raw (dBuV)	Dist (m)	Condition	Azimuth (°)	Height (m)	Comment	AF (dB)	CL (dB)	PA (dB)
PK	2.3785G	59.37	74.00	-14.63	28.06	3	Horizontal	20	1.04	-	27.51	3.80	-
AV	2.3855G	45.72	54.00	-8.28	14.38	3	Horizontal	20	1.04	-	27.54	3.80	-
PK	2.4187G	113.47	Inf	-Inf	82.10	3	Horizontal	20	1.04	-	27.56	3.81	-
AV	2.4194G	103.52	Inf	-Inf	72.15	3	Horizontal	20	1.04	-	27.56	3.81	-

802.11g_Nss1,(6Mbps)_4TX

2437MHz_TX

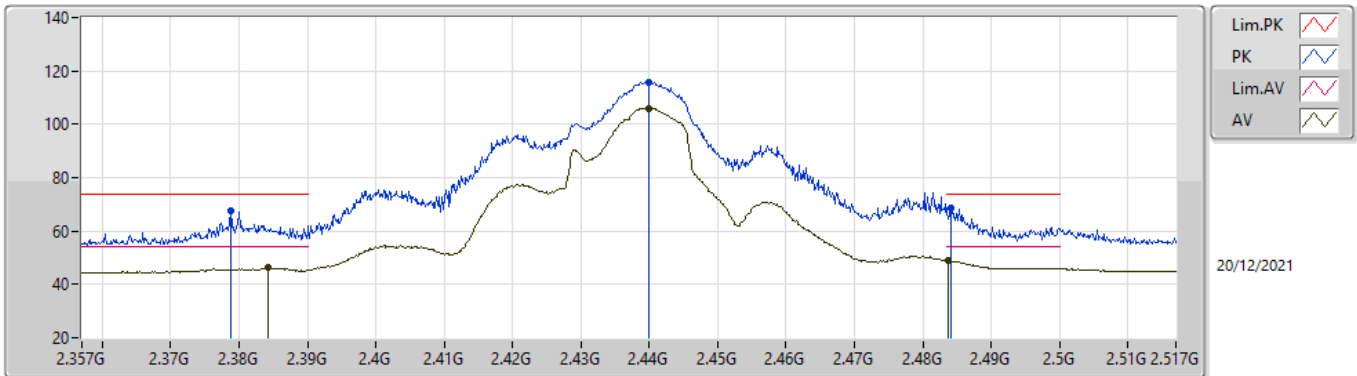


EUT_Z_4TX
 SET 85
 80/100/90/85
 3.71/-23.75/-3.28/0.20

Type	Freq (Hz)	Level (dBuV/m)	Limit (dBuV/m)	Margin (dB)	Raw (dBuV)	Dist (m)	Condition	Azimuth (°)	Height (m)	Comment	AF (dB)	CL (dB)	PA (dB)
PK	2.38996G	73.52	74.00	-0.48	42.16	3	Vertical	139	2.94	-	27.56	3.80	-
AV	2.38996G	53.80	54.00	-0.20	22.44	3	Vertical	139	2.94	-	27.56	3.80	-
PK	2.43252G	122.30	Inf	-Inf	90.95	3	Vertical	139	2.94	-	27.53	3.82	-
AV	2.43236G	112.53	Inf	-Inf	81.17	3	Vertical	139	2.94	-	27.54	3.82	-
PK	2.4914G	70.28	74.00	-3.72	38.68	3	Vertical	139	2.94	-	27.75	3.85	-
AV	2.49092G	51.01	54.00	-2.99	19.41	3	Vertical	139	2.94	-	27.75	3.85	-

802.11g_Nss1,(6Mbps)_4TX

2437MHz_TX

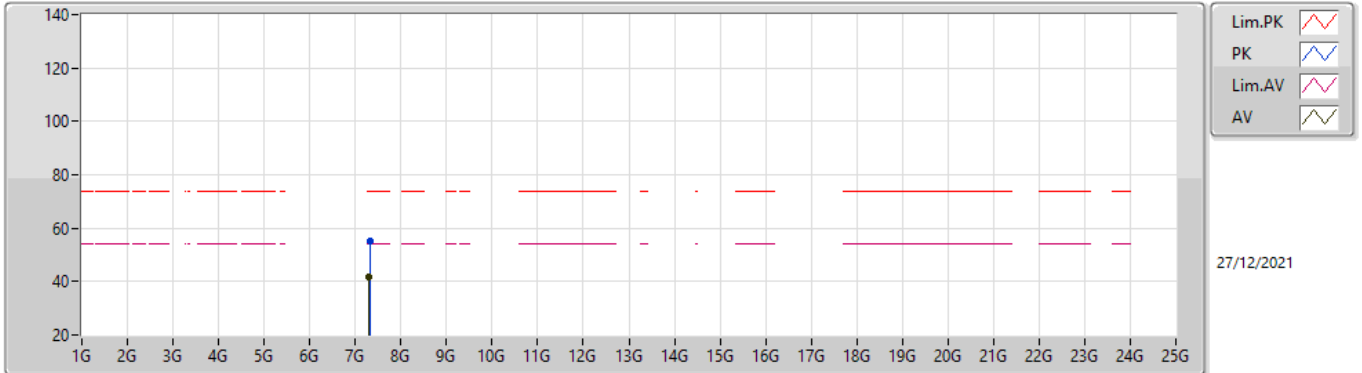


EUT_Z_4TX
SET 85
85
5.22

Type	Freq (Hz)	Level (dBuV/m)	Limit (dBuV/m)	Margin (dB)	Raw (dBuV)	Dist (m)	Condition	Azimuth (°)	Height (m)	Comment	AF (dB)	CL (dB)	PA (dB)
PK	2.37876G	67.54	74.00	-6.46	36.22	3	Horizontal	19	1.79	-	27.52	3.80	-
AV	2.3842G	46.18	54.00	-7.82	14.84	3	Horizontal	19	1.79	-	27.54	3.80	-
PK	2.43988G	115.88	Inf	-Inf	84.54	3	Horizontal	19	1.79	-	27.52	3.82	-
AV	2.43988G	106.06	Inf	-Inf	74.72	3	Horizontal	19	1.79	-	27.52	3.82	-
PK	2.48404G	68.70	74.00	-5.30	37.16	3	Horizontal	19	1.79	-	27.70	3.84	-
AV	2.48372G	48.78	54.00	-5.22	17.24	3	Horizontal	19	1.79	-	27.70	3.84	-

802.11g_Nss1,(6Mbps)_4TX

2437MHz_TX

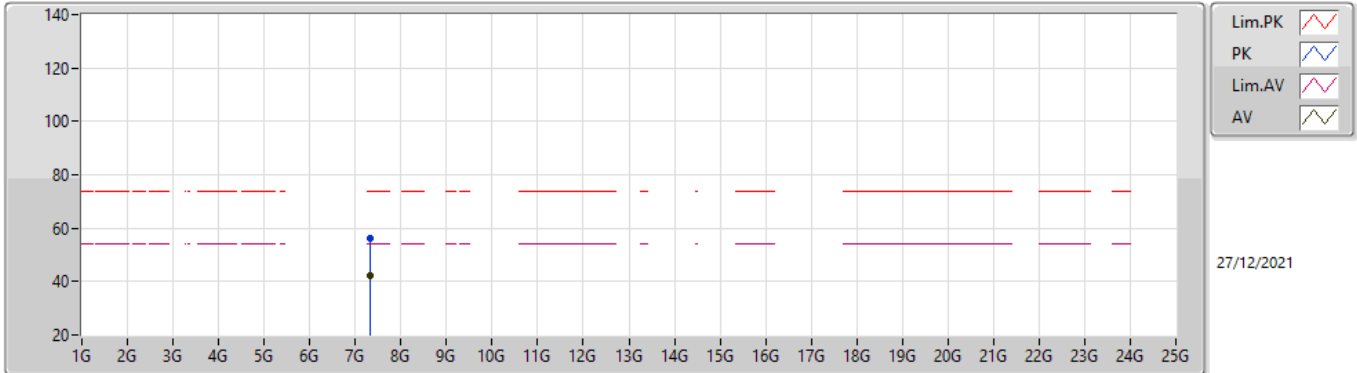


EUTY_4TX
SET 85
85
12.41

Type	Freq (Hz)	Level (dBuV/m)	Limit (dBuV/m)	Margin (dB)	Raw (dBuV)	Dist (m)	Condition	Azimuth (°)	Height (m)	Comment	AF (dB)	CL (dB)	PA (dB)
PK	7.31044G	55.10	74.00	-18.90	43.59	3	Vertical	32	2.03	-	37.28	7.31	33.08
AV	7.30988G	41.59	54.00	-12.41	30.08	3	Vertical	32	2.03	-	37.28	7.31	33.08

802.11g_Nss1,(6Mbps)_4TX

2437MHz_TX

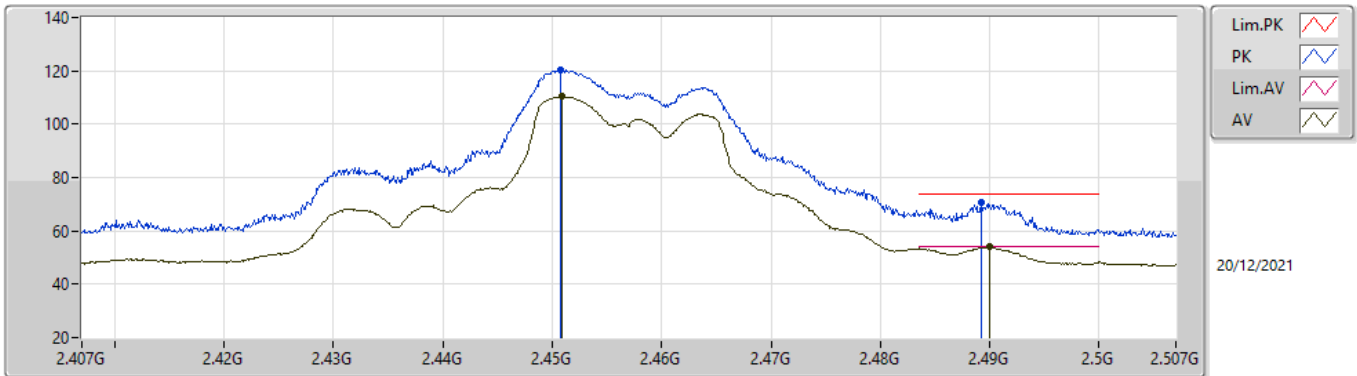


EUTY_4TX
SET 85
85
11.60

Type	Freq (Hz)	Level (dBuV/m)	Limit (dBuV/m)	Margin (dB)	Raw (dBuV)	Dist (m)	Condition	Azimuth (°)	Height (m)	Comment	AF (dB)	CL (dB)	PA (dB)
PK	7.3116G	56.43	74.00	-17.57	44.92	3	Horizontal	295	1.83	-	37.28	7.31	33.08
AV	7.31186G	42.40	54.00	-11.60	30.89	3	Horizontal	295	1.83	-	37.28	7.31	33.08

802.11g_Nss1,(6Mbps)_4TX

2457MHz_TX

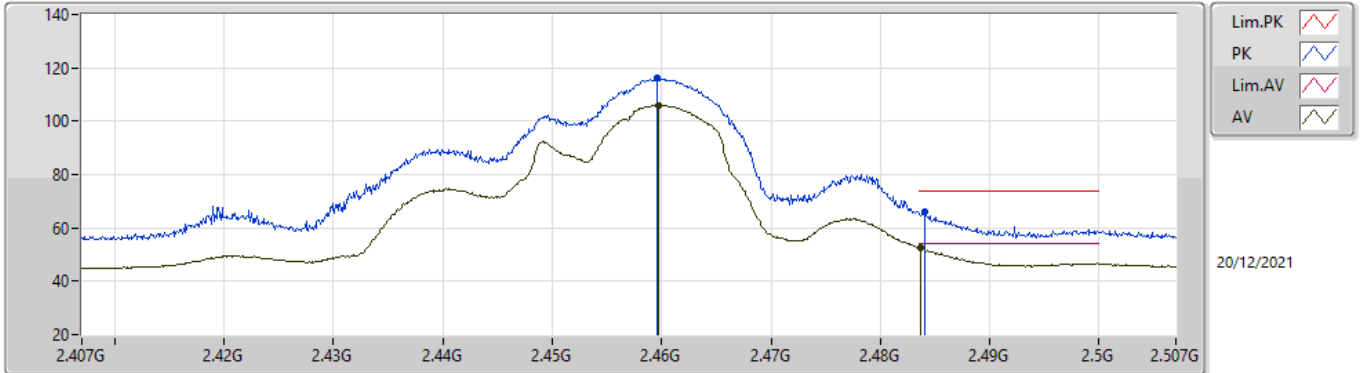


EUT_Z_4TX
 SET 83
 80/100/90/85/83
 2.00/-32.52/-6.43/-1.58/0.08

Type	Freq (Hz)	Level (dBuV/m)	Limit (dBuV/m)	Margin (dB)	Raw (dBuV)	Dist (m)	Condition	Azimuth (°)	Height (m)	Comment	AF (dB)	CL (dB)	PA (dB)
PK	2.4508G	120.50	Inf	-Inf	89.17	3	Vertical	144	1.88	-	27.50	3.83	-
AV	2.4509G	110.28	Inf	-Inf	78.94	3	Vertical	144	1.88	-	27.51	3.83	-
PK	2.4892G	70.55	74.00	-3.45	38.97	3	Vertical	144	1.88	-	27.74	3.84	-
AV	2.49G	53.92	54.00	-0.08	22.34	3	Vertical	144	1.88	-	27.74	3.84	-

802.11g_Nss1,(6Mbps)_4TX

2457MHz_TX

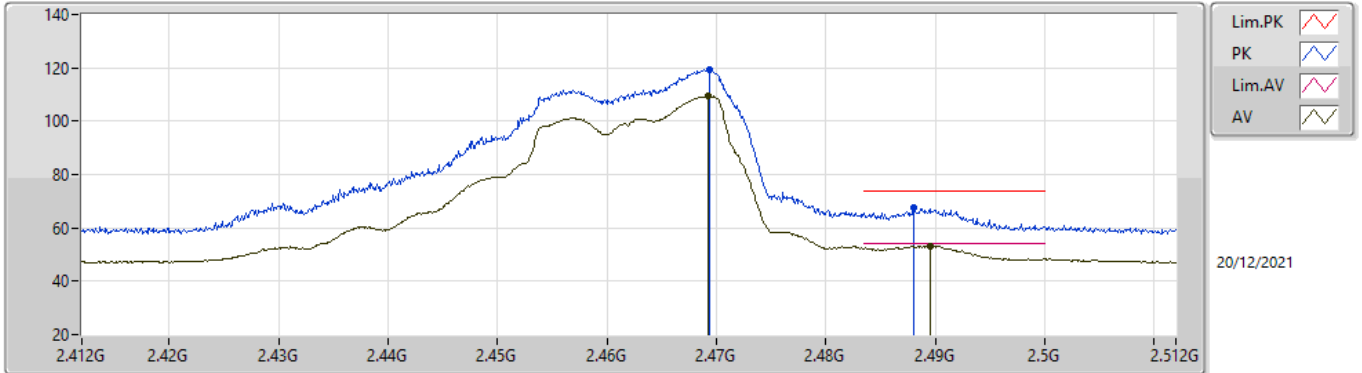


EUTZ_4TX
SET 83
83
1.62

Type	Freq (Hz)	Level (dBuV/m)	Limit (dBuV/m)	Margin (dB)	Raw (dBuV)	Dist (m)	Condition	Azimuth (°)	Height (m)	Comment	AF (dB)	CL (dB)	PA (dB)
PK	2.4596G	116.12	Inf	-Inf	84.73	3	Horizontal	20	1.06	-	27.56	3.83	-
AV	2.4597G	105.90	Inf	-Inf	74.51	3	Horizontal	20	1.06	-	27.56	3.83	-
PK	2.484G	66.00	74.00	-8.00	34.46	3	Horizontal	20	1.06	-	27.70	3.84	-
AV	2.4837G	52.38	54.00	-1.62	20.84	3	Horizontal	20	1.06	-	27.70	3.84	-

802.11g_Nss1,(6Mbps)_4TX

2462MHz_TX

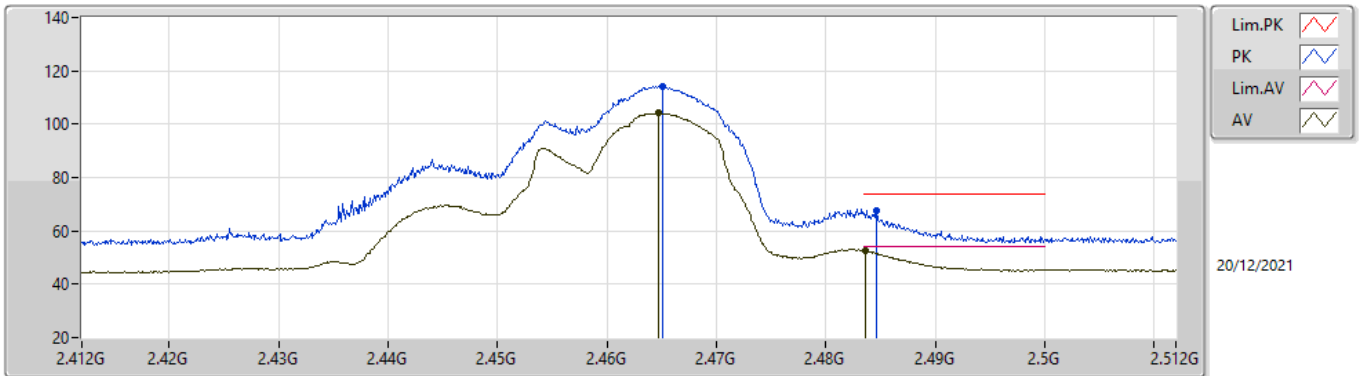


EUT_Z_4TX
 SET 76
 80/60/70/75/77/76
 -3.37/6.88/4.07/1.46/-0.15/0.75

Type	Freq (Hz)	Level (dBuV/m)	Limit (dBuV/m)	Margin (dB)	Raw (dBuV)	Dist (m)	Condition	Azimuth (°)	Height (m)	Comment	AF (dB)	CL (dB)	PA (dB)
PK	2.4694G	119.27	Inf	-Inf	87.82	3	Vertical	205	2.54	-	27.62	3.83	-
AV	2.4693G	109.54	Inf	-Inf	78.09	3	Vertical	205	2.54	-	27.62	3.83	-
PK	2.488G	67.35	74.00	-6.65	35.78	3	Vertical	205	2.54	-	27.73	3.84	-
AV	2.4896G	53.25	54.00	-0.75	21.67	3	Vertical	205	2.54	-	27.74	3.84	-

802.11g_Nss1,(6Mbps)_4TX

2462MHz_TX

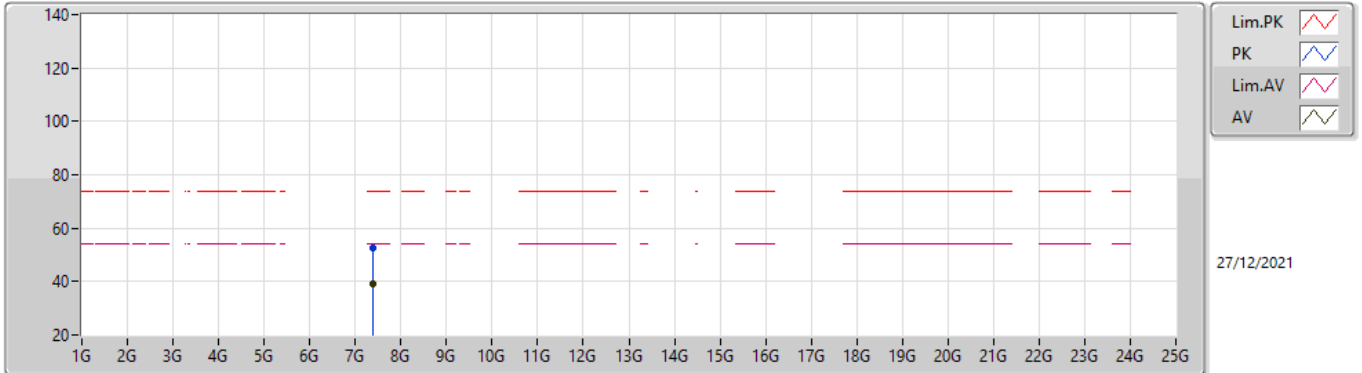


EUT_Z_4TX
SET 76
76
1.44

Type	Freq (Hz)	Level (dBuV/m)	Limit (dBuV/m)	Margin (dB)	Raw (dBuV)	Dist (m)	Condition	Azimuth (°)	Height (m)	Comment	AF (dB)	CL (dB)	PA (dB)
PK	2.4651G	114.07	Inf	-Inf	82.65	3	Horizontal	20	1.08	-	27.59	3.83	-
AV	2.4647G	104.21	Inf	-Inf	72.79	3	Horizontal	20	1.08	-	27.59	3.83	-
PK	2.4846G	67.44	74.00	-6.56	35.89	3	Horizontal	20	1.08	-	27.71	3.84	-
AV	2.4836G	52.56	54.00	-1.44	21.02	3	Horizontal	20	1.08	-	27.70	3.84	-

802.11g_Nss1,(6Mbps)_4TX

2462MHz_TX

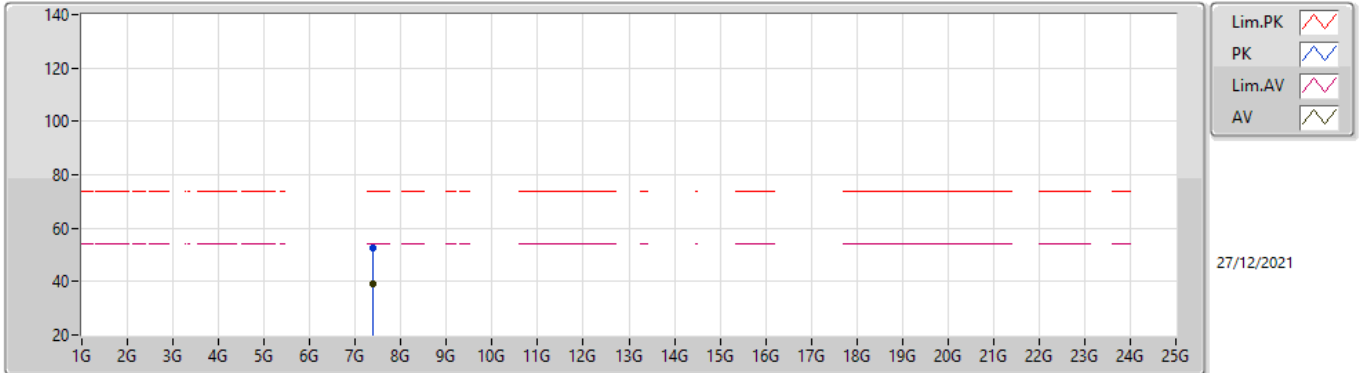


EUTY_4TX
SET 76
76
14.74

Type	Freq (Hz)	Level (dBuV/m)	Limit (dBuV/m)	Margin (dB)	Raw (dBuV)	Dist (m)	Condition	Azimuth (°)	Height (m)	Comment	AF (dB)	CL (dB)	PA (dB)
PK	7.40072G	52.62	74.00	-21.38	41.07	3	Vertical	174	1.80	-	37.20	7.40	33.05
AV	7.39166G	39.26	54.00	-14.74	27.72	3	Vertical	174	1.80	-	37.20	7.39	33.05

802.11g_Nss1,(6Mbps)_4TX

2462MHz_TX

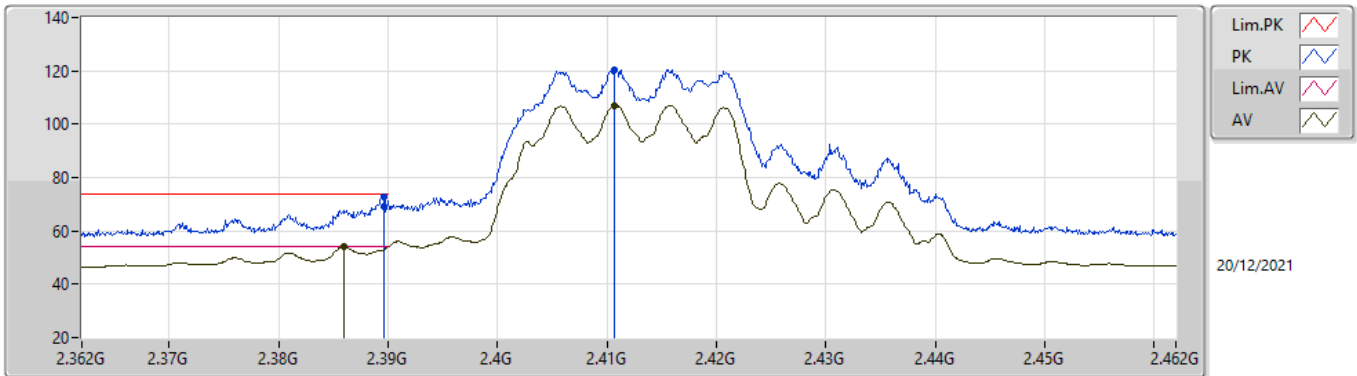


EUTY_4TX
SET 76
76
14.72

Type	Freq (Hz)	Level (dBuV/m)	Limit (dBuV/m)	Margin (dB)	Raw (dBuV)	Dist (m)	Condition	Azimuth (°)	Height (m)	Comment	AF (dB)	CL (dB)	PA (dB)
PK	7.39616G	52.63	74.00	-21.37	41.08	3	Horizontal	198	1.80	-	37.20	7.40	33.05
AV	7.39862G	39.28	54.00	-14.72	27.73	3	Horizontal	198	1.80	-	37.20	7.40	33.05

802.11ax HEW20_Nss1,(MCS0)_4TX

2412MHz_TX

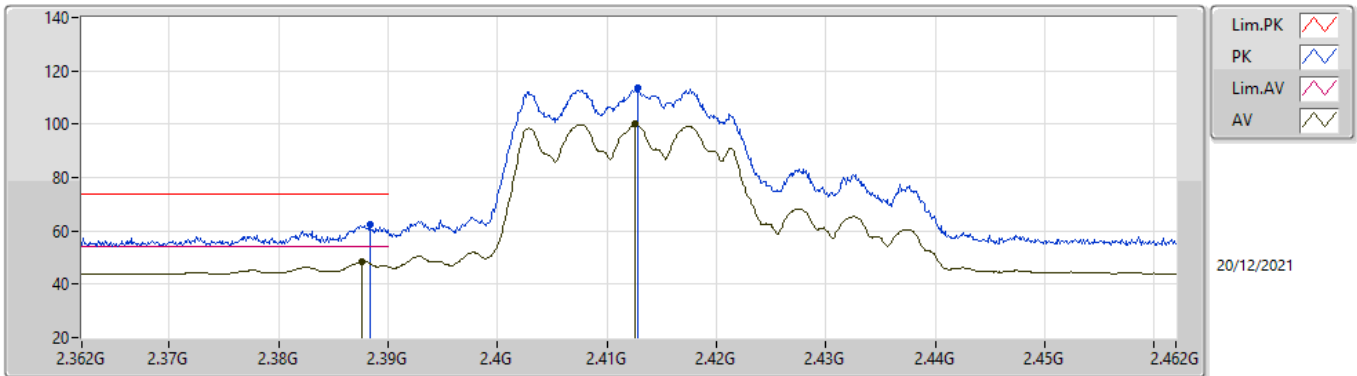


EUTZ_4TX
 SET 73
 80/60/70/75/73
 -6.06/3.42/1.18/-1.19/0.04

Type	Freq (Hz)	Level (dBuV/m)	Limit (dBuV/m)	Margin (dB)	Raw (dBuV)	Dist (m)	Condition	Azimuth (°)	Height (m)	Comment	AF (dB)	CL (dB)	PA (dB)
PK	2.3896G	72.86	74.00	-1.14	41.50	3	Vertical	201	3.00	-	27.56	3.80	-
AV	2.3859G	53.96	54.00	-0.04	22.62	3	Vertical	201	3.00	-	27.54	3.80	-
PK	2.4107G	120.41	Inf	-Inf	89.02	3	Vertical	201	3.00	-	27.58	3.81	-
AV	2.4107G	107.04	Inf	-Inf	75.65	3	Vertical	201	3.00	-	27.58	3.81	-

802.11ax HEW20_Nss1,(MCS0)_4TX

2412MHz_TX

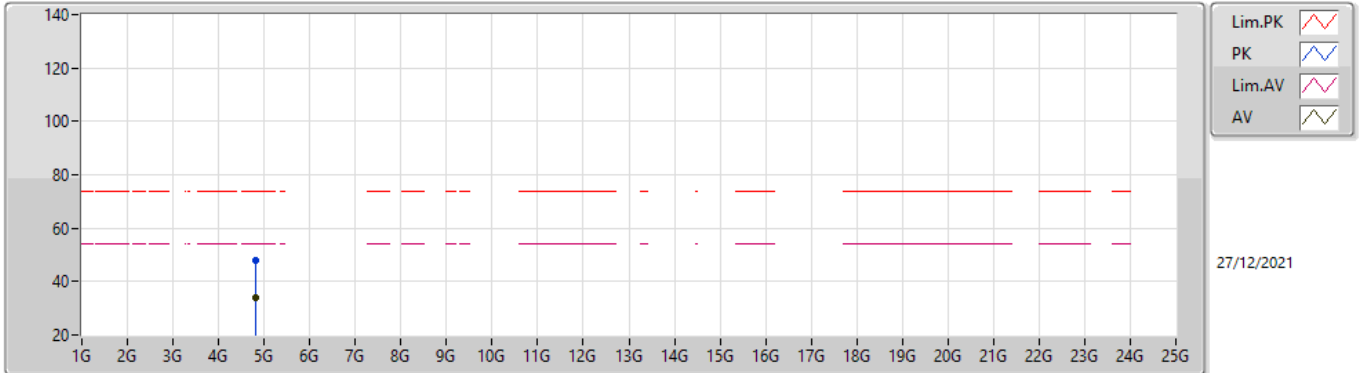


EUTZ_4TX
SET 73
73
5.35

Type	Freq (Hz)	Level (dBuV/m)	Limit (dBuV/m)	Margin (dB)	Raw (dBuV)	Dist (m)	Condition	Azimuth (°)	Height (m)	Comment	AF (dB)	CL (dB)	PA (dB)
PK	2.3883G	62.40	74.00	-11.60	31.05	3	Horizontal	240	1.47	-	27.55	3.80	-
AV	2.3876G	48.65	54.00	-5.35	17.30	3	Horizontal	240	1.47	-	27.55	3.80	-
PK	2.4128G	113.74	Inf	-Inf	82.36	3	Horizontal	240	1.47	-	27.57	3.81	-
AV	2.4126G	99.99	Inf	-Inf	68.61	3	Horizontal	240	1.47	-	27.57	3.81	-

802.11ax HEW20_Nss1,(MCS0)_4TX

2412MHz_TX

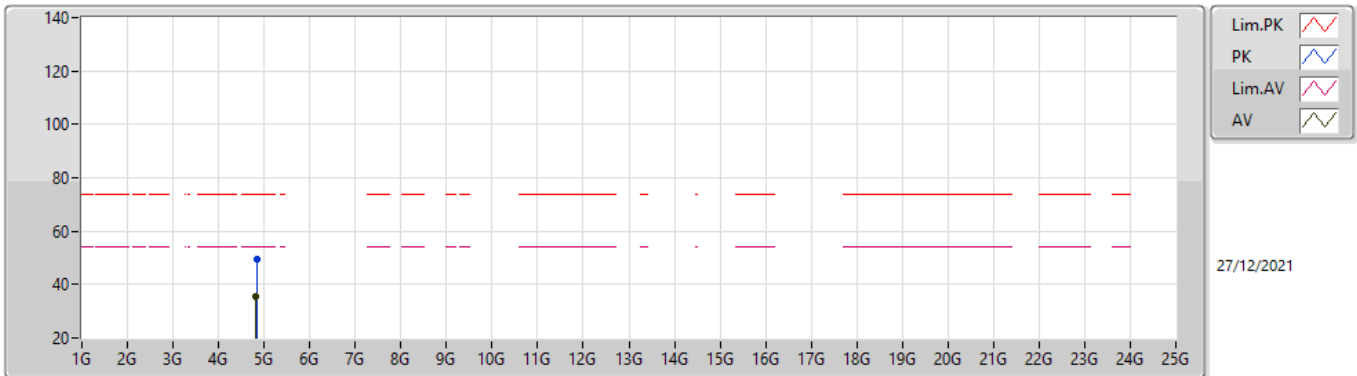


EUTY_4TX
SET 73
73
19.83

Type	Freq (Hz)	Level (dBuV/m)	Limit (dBuV/m)	Margin (dB)	Raw (dBuV)	Dist (m)	Condition	Azimuth (°)	Height (m)	Comment	AF (dB)	CL (dB)	PA (dB)
PK	4.8258G	47.81	74.00	-26.19	42.04	3	Vertical	37	2.16	-	32.45	6.30	32.98
AV	4.82106G	34.17	54.00	-19.83	28.42	3	Vertical	37	2.16	-	32.44	6.30	32.99

802.11ax HEW20_Nss1,(MCS0)_4TX

2412MHz_TX

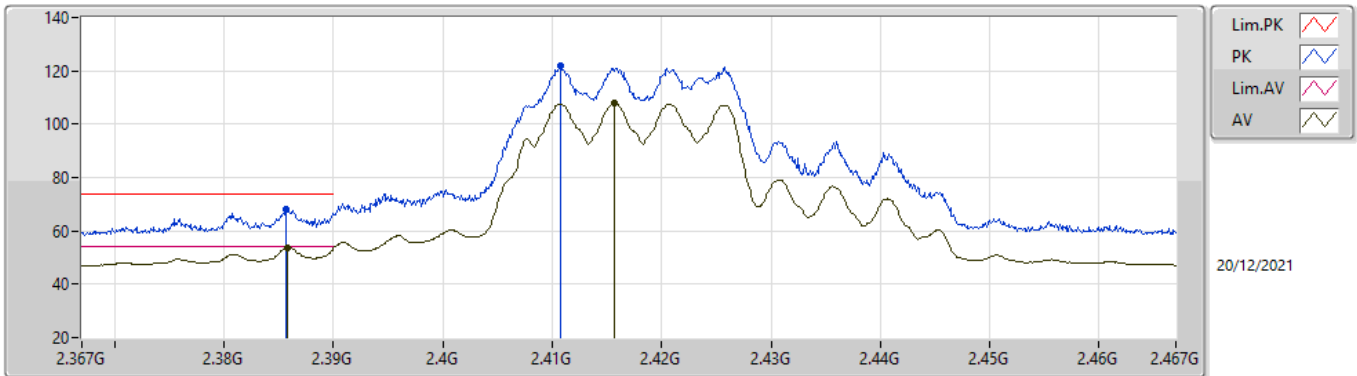


EUTY_4TX
SET 73
73
18.42

Type	Freq (Hz)	Level (dBuV/m)	Limit (dBuV/m)	Margin (dB)	Raw (dBuV)	Dist (m)	Condition	Azimuth (°)	Height (m)	Comment	AF (dB)	CL (dB)	PA (dB)
PK	4.83068G	49.39	74.00	-24.61	43.61	3	Horizontal	40	2.16	-	32.46	6.30	32.98
AV	4.82588G	35.58	54.00	-18.42	29.81	3	Horizontal	40	2.16	-	32.45	6.30	32.98

802.11ax HEW20_Nss1,(MCS0)_4TX

2417MHz_TX

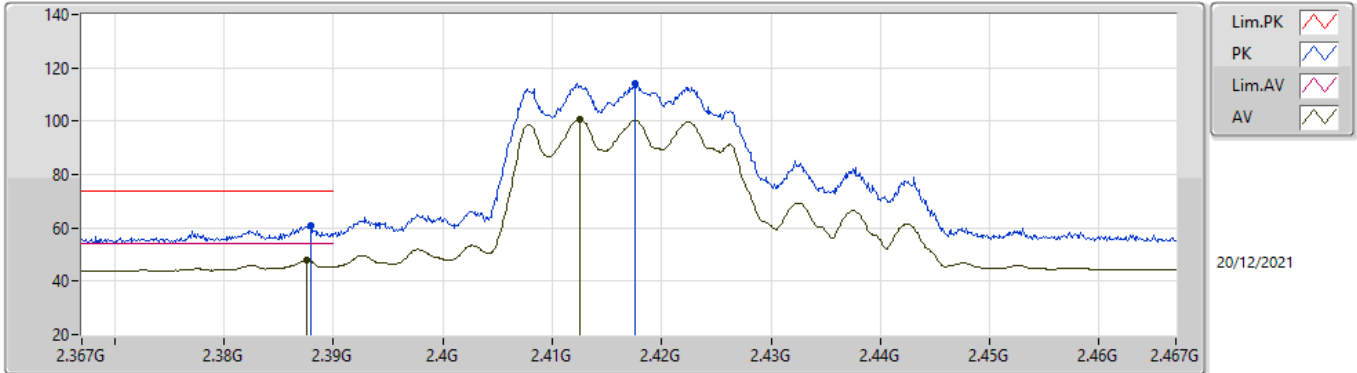


EUT_Z_4TX
 SET 76
 80/60/70/75/77/76
 -2.51/6.01/3.12/0.82/-0.48/0.25

Type	Freq (Hz)	Level (dBuV/m)	Limit (dBuV/m)	Margin (dB)	Raw (dBuV)	Dist (m)	Condition	Azimuth (°)	Height (m)	Comment	AF (dB)	CL (dB)	PA (dB)
PK	2.3857G	68.30	74.00	-5.70	36.96	3	Vertical	204	3.00	-	27.54	3.80	-
AV	2.3858G	53.75	54.00	-0.25	22.41	3	Vertical	204	3.00	-	27.54	3.80	-
PK	2.4108G	121.74	Inf	-Inf	90.35	3	Vertical	204	3.00	-	27.58	3.81	-
AV	2.4157G	107.71	Inf	-Inf	76.33	3	Vertical	204	3.00	-	27.57	3.81	-

802.11ax HEW20_Nss1,(MCS0)_4TX

2417MHz_TX

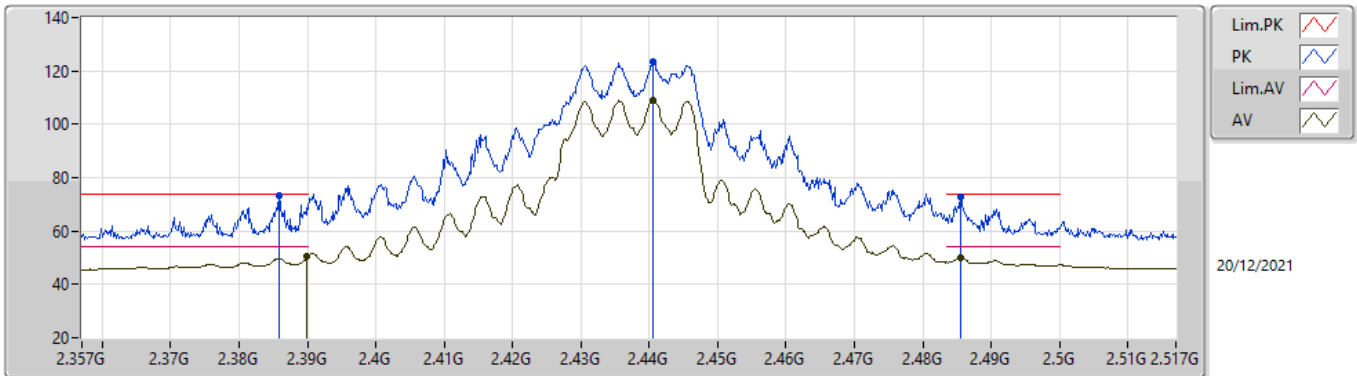


EUT_Z_4TX
SET 76
76
6.22

Type	Freq (Hz)	Level (dBuV/m)	Limit (dBuV/m)	Margin (dB)	Raw (dBuV)	Dist (m)	Condition	Azimuth (°)	Height (m)	Comment	AF (dB)	CL (dB)	PA (dB)
PK	2.3879G	60.75	74.00	-13.25	29.40	3	Horizontal	237	1.50	-	27.55	3.80	-
AV	2.3875G	47.78	54.00	-6.22	16.43	3	Horizontal	237	1.50	-	27.55	3.80	-
PK	2.4176G	114.36	Inf	-Inf	82.99	3	Horizontal	237	1.50	-	27.56	3.81	-
AV	2.4125G	100.66	Inf	-Inf	69.27	3	Horizontal	237	1.50	-	27.58	3.81	-

802.11ax HEW20_Nss1,(MCS0)_4TX

2437MHz_TX

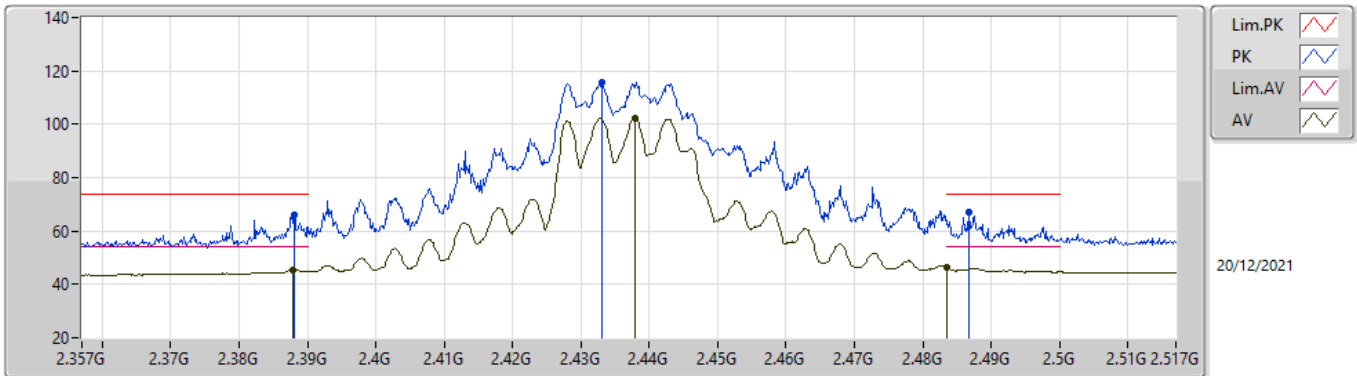


EUT_Z_4TX
 SET 78
 80/60/70/75/77/78
 -2.11/8.46/7.02/3.37/0.51/0.52

Type	Freq (Hz)	Level (dBuV/m)	Limit (dBuV/m)	Margin (dB)	Raw (dBuV)	Dist (m)	Condition	Azimuth (°)	Height (m)	Comment	AF (dB)	CL (dB)	PA (dB)
PK	2.3858G	73.48	74.00	-0.52	42.14	3	Vertical	206	2.59	-	27.54	3.80	-
AV	2.38996G	50.55	54.00	-3.45	19.19	3	Vertical	206	2.59	-	27.56	3.80	-
PK	2.44052G	123.31	Inf	-Inf	91.97	3	Vertical	206	2.59	-	27.52	3.82	-
AV	2.44052G	109.21	Inf	-Inf	77.87	3	Vertical	206	2.59	-	27.52	3.82	-
PK	2.48548G	72.69	74.00	-1.31	41.14	3	Vertical	206	2.59	-	27.71	3.84	-
AV	2.48548G	50.17	54.00	-3.83	18.62	3	Vertical	206	2.59	-	27.71	3.84	-

802.11ax HEW20_Nss1,(MCS0)_4TX

2437MHz_TX

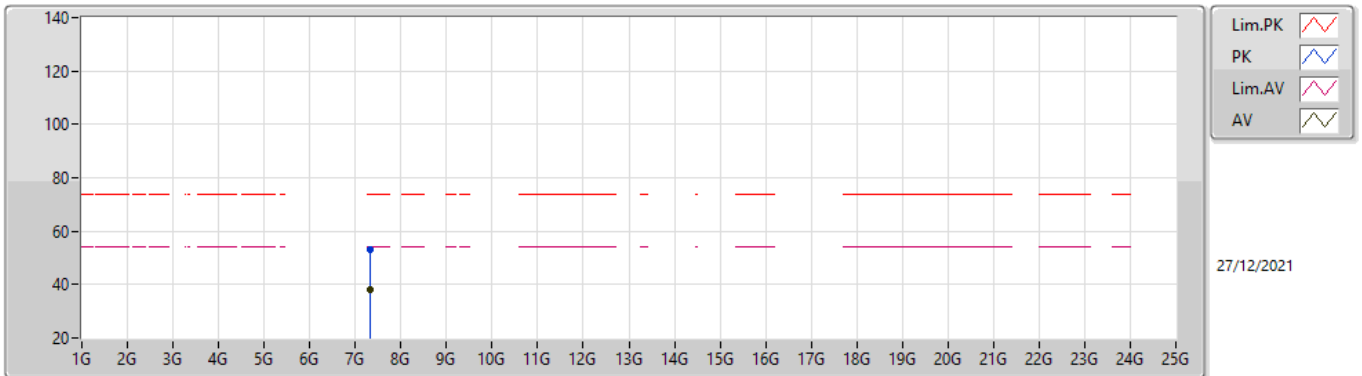


EUT_Z_4TX
SET 78
78
6.86

Type	Freq (Hz)	Level (dBuV/m)	Limit (dBuV/m)	Margin (dB)	Raw (dBuV)	Dist (m)	Condition	Azimuth (°)	Height (m)	Comment	AF (dB)	CL (dB)	PA (dB)
PK	2.38804G	66.29	74.00	-7.71	34.94	3	Horizontal	29	1.32	-	27.55	3.80	-
AV	2.38788G	45.55	54.00	-8.45	14.20	3	Horizontal	29	1.32	-	27.55	3.80	-
PK	2.433G	115.88	Inf	-Inf	84.53	3	Horizontal	29	1.32	-	27.53	3.82	-
AV	2.43796G	102.21	Inf	-Inf	70.87	3	Horizontal	29	1.32	-	27.52	3.82	-
PK	2.48676G	67.14	74.00	-6.86	35.58	3	Horizontal	29	1.32	-	27.72	3.84	-
AV	2.4835G	46.14	54.00	-7.86	14.60	3	Horizontal	29	1.32	-	27.70	3.84	-

802.11ax HEW20_Nss1,(MCS0)_4TX

2437MHz_TX

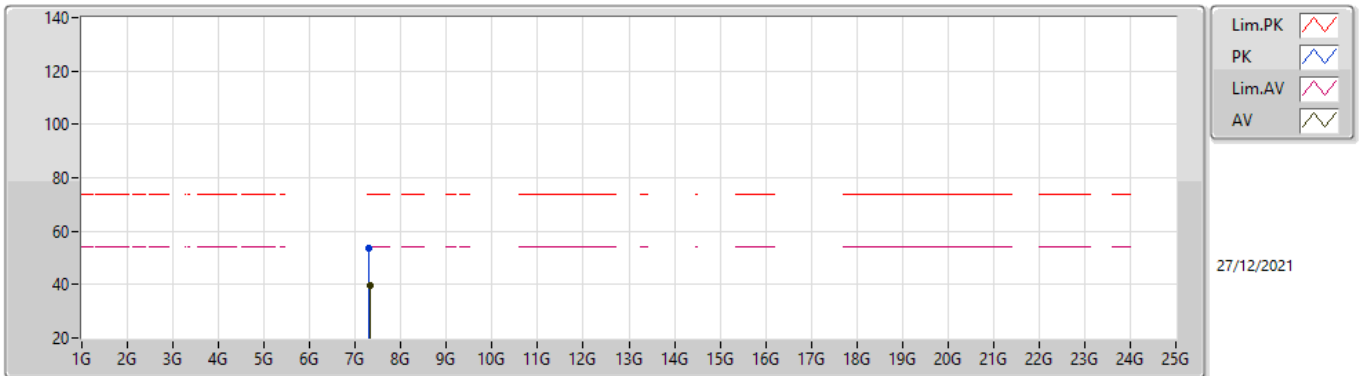


EUTY_4TX
SET 78
78
15.77

Type	Freq (Hz)	Level (dBuV/m)	Limit (dBuV/m)	Margin (dB)	Raw (dBuV)	Dist (m)	Condition	Azimuth (°)	Height (m)	Comment	AF (dB)	CL (dB)	PA (dB)
PK	7.31548G	52.93	74.00	-21.07	41.42	3	Vertical	181	2.84	-	37.27	7.32	33.08
AV	7.31882G	38.23	54.00	-15.77	26.73	3	Vertical	181	2.84	-	37.26	7.32	33.08

802.11ax HEW20_Nss1,(MCS0)_4TX

2437MHz_TX

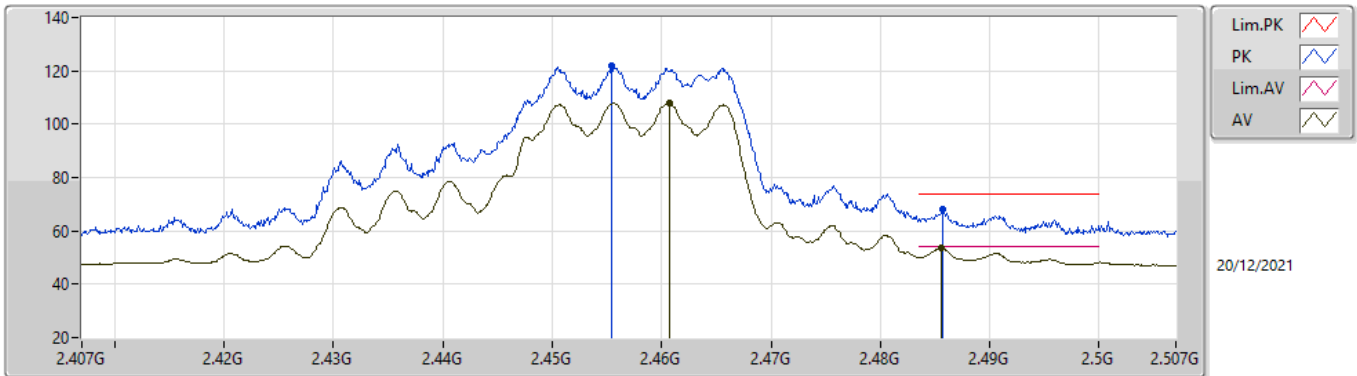


EUTY_4TX
SET 78
78
14.41

Type	Freq (Hz)	Level (dBuV/m)	Limit (dBuV/m)	Margin (dB)	Raw (dBuV)	Dist (m)	Condition	Azimuth (°)	Height (m)	Comment	AF (dB)	CL (dB)	PA (dB)
PK	7.30596G	53.68	74.00	-20.32	42.16	3	Horizontal	294	1.80	-	37.29	7.31	33.08
AV	7.31114G	39.59	54.00	-14.41	28.08	3	Horizontal	294	1.80	-	37.28	7.31	33.08

802.11ax HEW20_Nss1,(MCS0)_4TX

2457MHz_TX

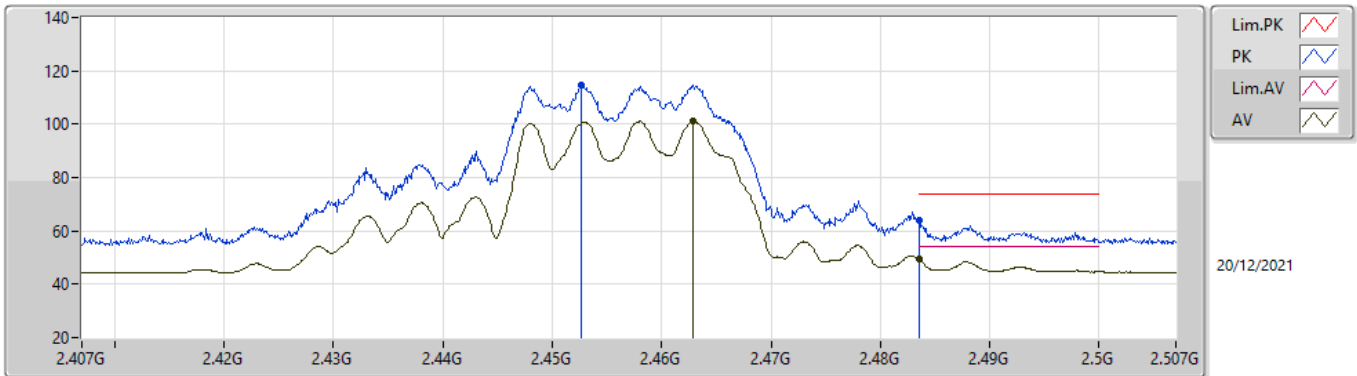


EUT_Z_4TX
 SET 78
 80/60/70/75/77/78
 -1.47/7.81/5.43/2.98/1.61/0.44

Type	Freq (Hz)	Level (dBuV/m)	Limit (dBuV/m)	Margin (dB)	Raw (dBuV)	Dist (m)	Condition	Azimuth (°)	Height (m)	Comment	AF (dB)	CL (dB)	PA (dB)
PK	2.4554G	121.84	Inf	-Inf	90.48	3	Vertical	205	2.64	-	27.53	3.83	-
AV	2.4607G	107.90	Inf	-Inf	76.51	3	Vertical	205	2.64	-	27.56	3.83	-
PK	2.4857G	68.19	74.00	-5.81	36.64	3	Vertical	205	2.64	-	27.71	3.84	-
AV	2.4855G	53.56	54.00	-0.44	22.01	3	Vertical	205	2.64	-	27.71	3.84	-

802.11ax HEW20_Nss1,(MCS0)_4TX

2457MHz_TX

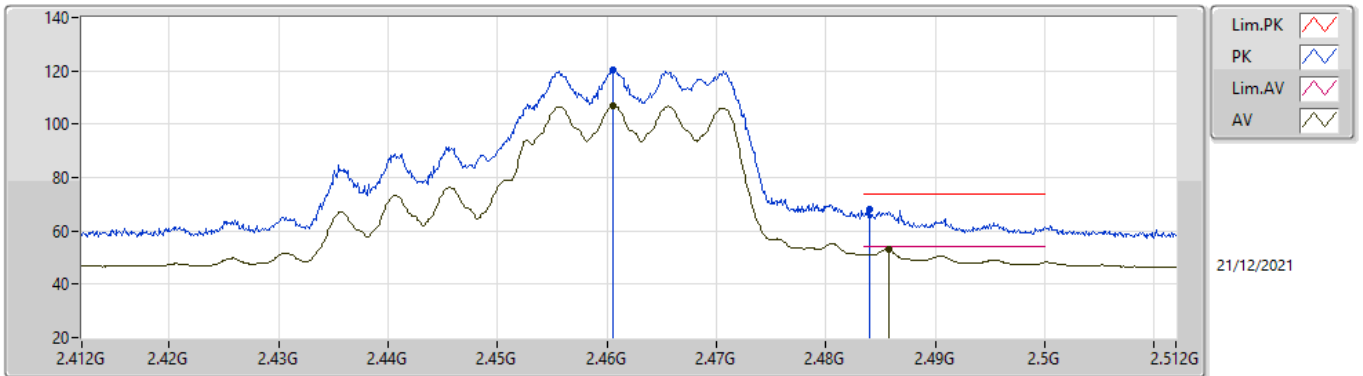


EUT_Z_4TX
SET 78
78
4.60

Type	Freq (Hz)	Level (dBuV/m)	Limit (dBuV/m)	Margin (dB)	Raw (dBuV)	Dist (m)	Condition	Azimuth (°)	Height (m)	Comment	AF (dB)	CL (dB)	PA (dB)
PK	2.4527G	114.71	Inf	-Inf	83.36	3	Horizontal	31	1.18	-	27.52	3.83	-
AV	2.4629G	101.34	Inf	-Inf	69.93	3	Horizontal	31	1.18	-	27.58	3.83	-
PK	2.4835G	63.87	74.00	-10.13	32.33	3	Horizontal	31	1.18	-	27.70	3.84	-
AV	2.4835G	49.40	54.00	-4.60	17.86	3	Horizontal	31	1.18	-	27.70	3.84	-

802.11ax HEW20_Nss1,(MCS0)_4TX

2462MHz_TX

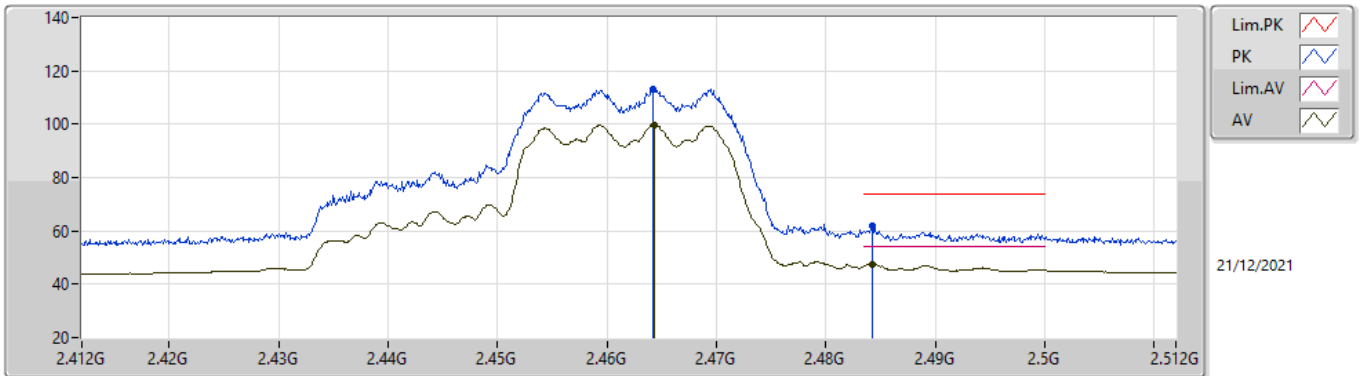


EUT_Z_4TX
 SET 74
 80/60/70/75/73/74
 -8.46/6.03/3.89/-0.19/2.14/0.67

Type	Freq (Hz)	Level (dBuV/m)	Limit (dBuV/m)	Margin (dB)	Raw (dBuV)	Dist (m)	Condition	Azimuth (°)	Height (m)	Comment	AF (dB)	CL (dB)	PA (dB)
PK	2.4605G	120.15	Inf	-Inf	88.76	3	Vertical	204	2.64	-	27.56	3.83	-
AV	2.4606G	106.90	Inf	-Inf	75.51	3	Vertical	204	2.64	-	27.56	3.83	-
PK	2.484G	67.88	74.00	-6.12	36.34	3	Vertical	204	2.64	-	27.70	3.84	-
AV	2.4858G	53.33	54.00	-0.67	21.78	3	Vertical	204	2.64	-	27.71	3.84	-

802.11ax HEW20_Nss1,(MCS0)_4TX

2462MHz_TX

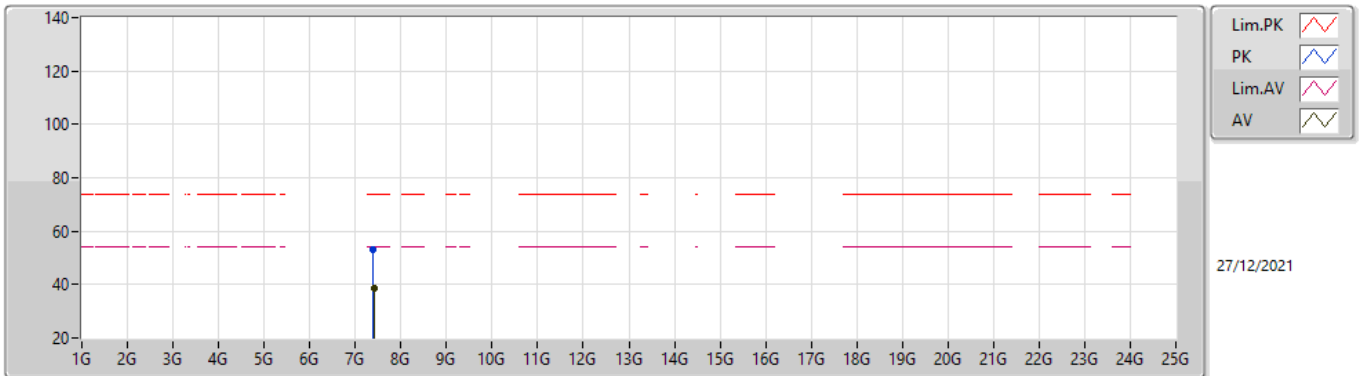


EUTZ_4TX
SET 74
74
6.53

Type	Freq (Hz)	Level (dBuV/m)	Limit (dBuV/m)	Margin (dB)	Raw (dBuV)	Dist (m)	Condition	Azimuth (°)	Height (m)	Comment	AF (dB)	CL (dB)	PA (dB)
PK	2.4642G	113.08	Inf	-Inf	81.66	3	Horizontal	12	1.71	-	27.59	3.83	-
AV	2.4643G	99.89	Inf	-Inf	68.47	3	Horizontal	12	1.71	-	27.59	3.83	-
PK	2.4843G	62.05	74.00	-11.95	30.50	3	Horizontal	12	1.71	-	27.71	3.84	-
AV	2.4842G	47.47	54.00	-6.53	15.92	3	Horizontal	12	1.71	-	27.71	3.84	-

802.11ax HEW20_Nss1,(MCS0)_4TX

2462MHz_TX

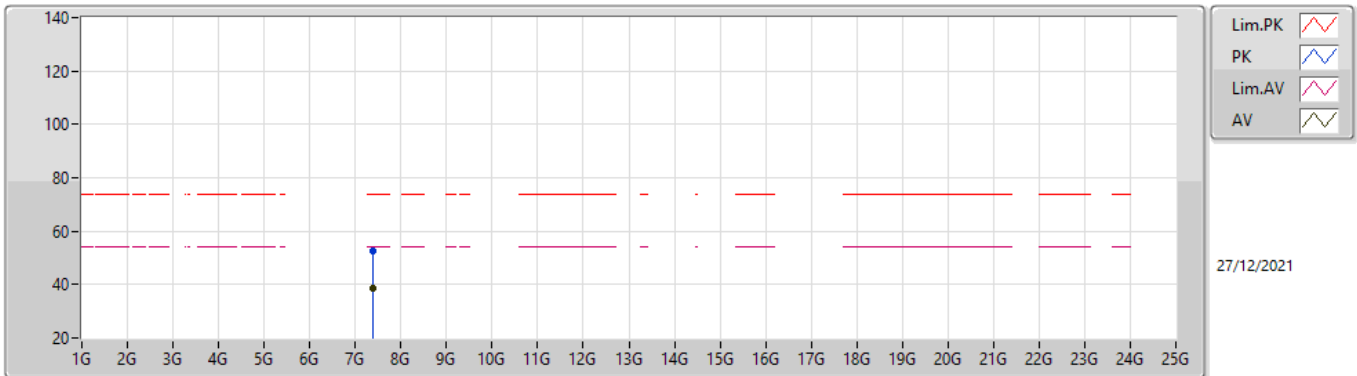


EUTY_4TX
SET 74
74
15.43

Type	Freq (Hz)	Level (dBuV/m)	Limit (dBuV/m)	Margin (dB)	Raw (dBuV)	Dist (m)	Condition	Azimuth (°)	Height (m)	Comment	AF (dB)	CL (dB)	PA (dB)
PK	7.39916G	52.99	74.00	-21.01	41.44	3	Vertical	9	1.80	-	37.20	7.40	33.05
AV	7.40486G	38.57	54.00	-15.43	27.01	3	Vertical	9	1.80	-	37.20	7.40	33.04

802.11ax HEW20_Nss1,(MCS0)_4TX

2462MHz_TX



EUTY_4TX
SET 74
74
15.42

Type	Freq (Hz)	Level (dBuV/m)	Limit (dBuV/m)	Margin (dB)	Raw (dBuV)	Dist (m)	Condition	Azimuth (°)	Height (m)	Comment	AF (dB)	CL (dB)	PA (dB)
PK	7.38832G	52.77	74.00	-21.23	41.23	3	Horizontal	357	1.88	-	37.20	7.39	33.05
AV	7.39358G	38.58	54.00	-15.42	27.04	3	Horizontal	357	1.88	-	37.20	7.39	33.05

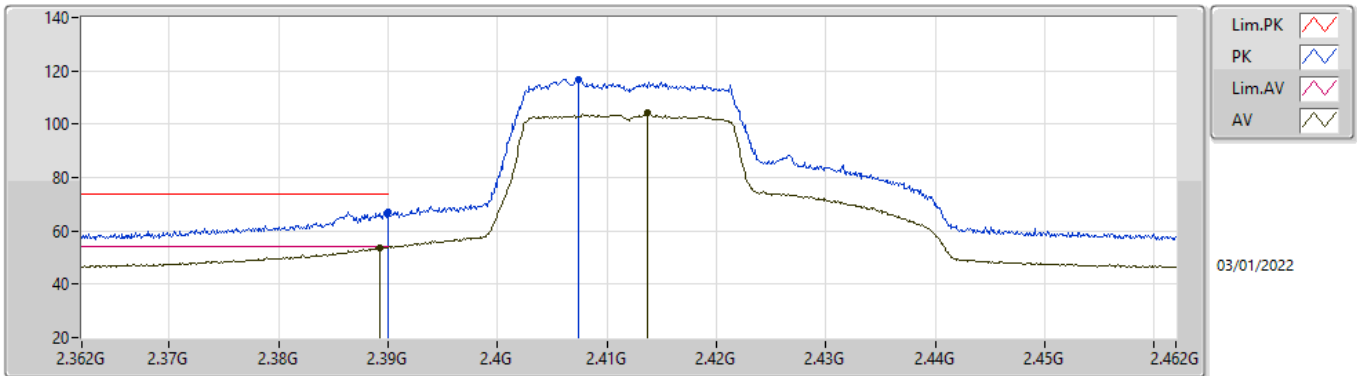


For 4T4S
Summary

Mode	Result	Type	Freq (Hz)	Level (dBuV/m)	Limit (dBuV/m)	Margin (dB)	Dist (m)	Condition	Azimuth (°)	Height (m)	Comments
2.4-2.4835GHz	-	-	-	-	-	-	-	-	-	-	-
802.11ax HEW20_Nss4,(MCS0)_4TX	Pass	AV	2.4835G	53.86	54.00	-0.14	3	Vertical	205	2.88	-

802.11ax HEW20_Nss4,(MCS0)_4TX

2412MHz_TX

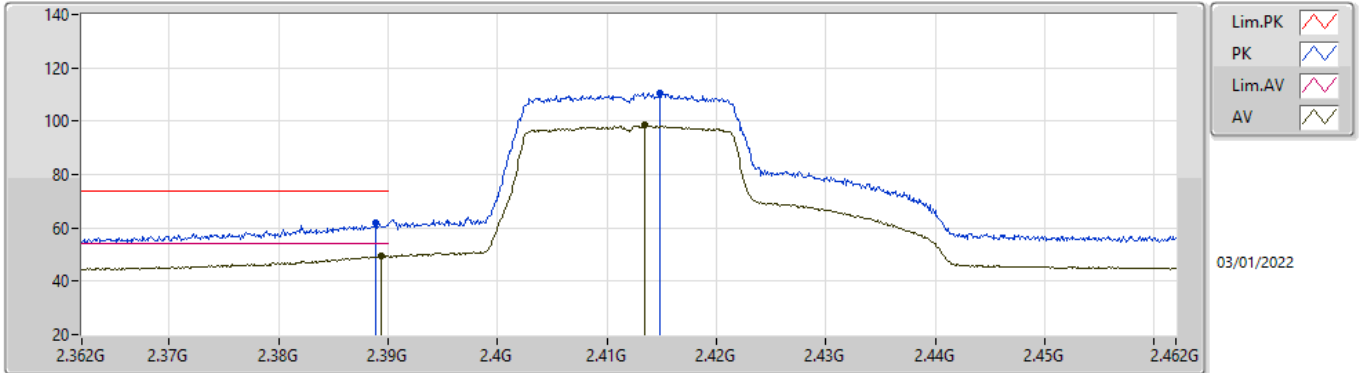


EUT_Z_4TX
 SET 75
 80/60/70/75/77/76/75
 -4.72/4.59/2.05/0.32/-1.23/-0.58/0.25

Type	Freq (Hz)	Level (dBuV/m)	Limit (dBuV/m)	Margin (dB)	Raw (dBuV)	Dist (m)	Condition	Azimuth (°)	Height (m)	Comment	AF (dB)	CL (dB)	PA (dB)
PK	2.39G	67.07	74.00	-6.93	35.71	3	Vertical	145	1.74	-	27.56	3.80	-
AV	2.3892G	53.75	54.00	-0.25	22.39	3	Vertical	145	1.74	-	27.56	3.80	-
PK	2.4074G	116.61	Inf	-Inf	85.22	3	Vertical	145	1.74	-	27.59	3.80	-
AV	2.4137G	104.10	Inf	-Inf	72.72	3	Vertical	145	1.74	-	27.57	3.81	-

802.11ax HEW20_Nss4,(MCS0)_4TX

2412MHz_TX

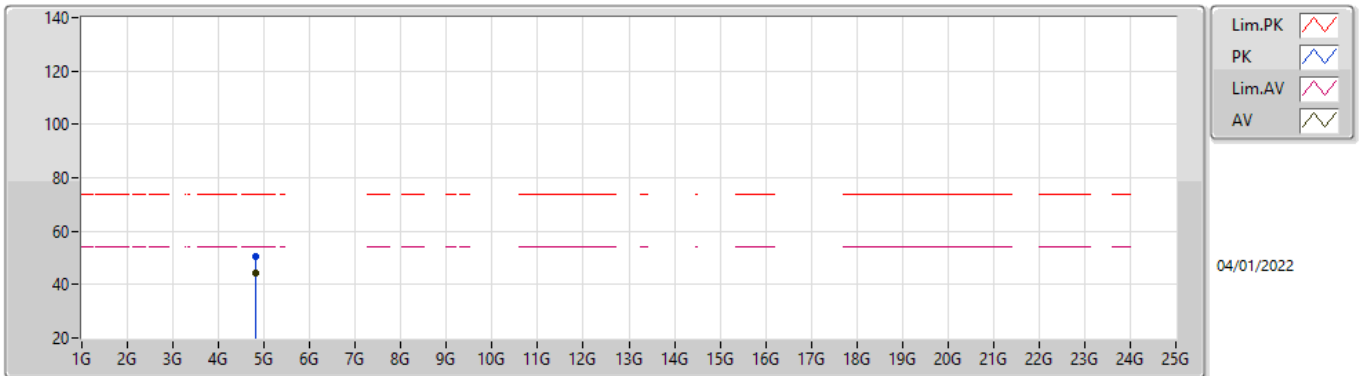


EUTZ_4TX
SET 75
75
4.40

Type	Freq (Hz)	Level (dBuV/m)	Limit (dBuV/m)	Margin (dB)	Raw (dBuV)	Dist (m)	Condition	Azimuth (°)	Height (m)	Comment	AF (dB)	CL (dB)	PA (dB)
PK	2.3889G	61.88	74.00	-12.12	30.52	3	Horizontal	249	3.00	-	27.56	3.80	-
AV	2.3894G	49.60	54.00	-4.40	18.24	3	Horizontal	249	3.00	-	27.56	3.80	-
PK	2.4149G	110.73	Inf	-Inf	79.35	3	Horizontal	249	3.00	-	27.57	3.81	-
AV	2.4134G	98.64	Inf	-Inf	67.26	3	Horizontal	249	3.00	-	27.57	3.81	-

802.11ax HEW20_Nss4,(MCS0)_4TX

2412MHz_TX

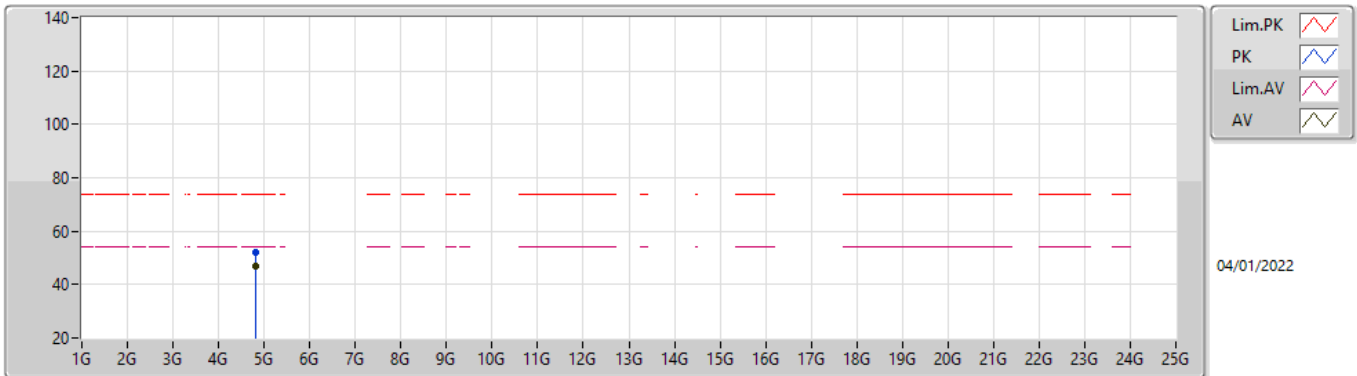


EUTY_4TX
SET 75
75
9.73

Type	Freq (Hz)	Level (dBuV/m)	Limit (dBuV/m)	Margin (dB)	Raw (dBuV)	Dist (m)	Condition	Azimuth (°)	Height (m)	Comment	AF (dB)	CL (dB)	PA (dB)
PK	4.824G	50.45	74.00	-23.55	44.68	3	Vertical	41	2.14	-	32.45	6.30	32.98
AV	4.82404G	44.27	54.00	-9.73	38.50	3	Vertical	41	2.14	-	32.45	6.30	32.98

802.11ax HEW20_Nss4,(MCS0)_4TX

2412MHz_TX

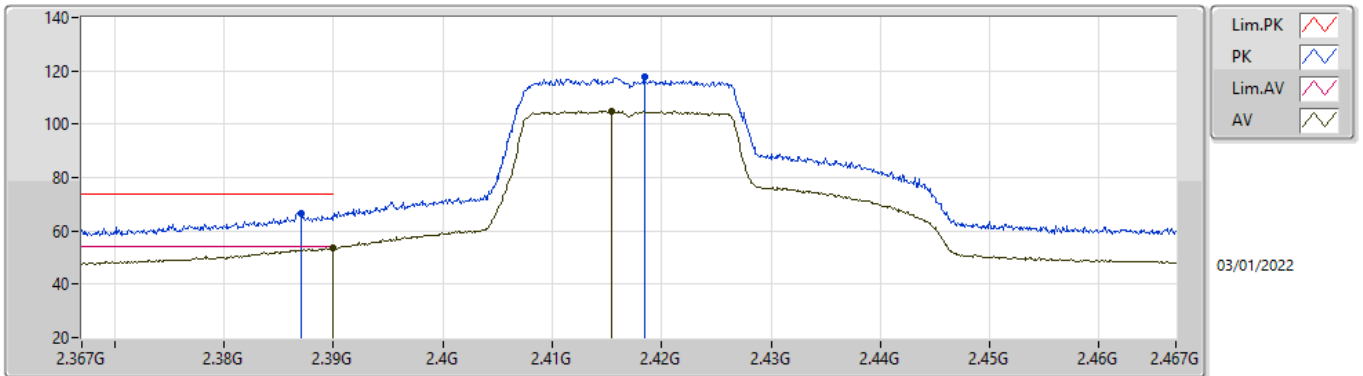


EUTY_4TX
SET 75
75
7.23

Type	Freq (Hz)	Level (dBuV/m)	Limit (dBuV/m)	Margin (dB)	Raw (dBuV)	Dist (m)	Condition	Azimuth (°)	Height (m)	Comment	AF (dB)	CL (dB)	PA (dB)
PK	4.82388G	51.85	74.00	-22.15	46.08	3	Horizontal	32	1.64	-	32.45	6.30	32.98
AV	4.82396G	46.77	54.00	-7.23	41.00	3	Horizontal	32	1.64	-	32.45	6.30	32.98

802.11ax HEW20_Nss4,(MCS0)_4TX

2417MHz_TX

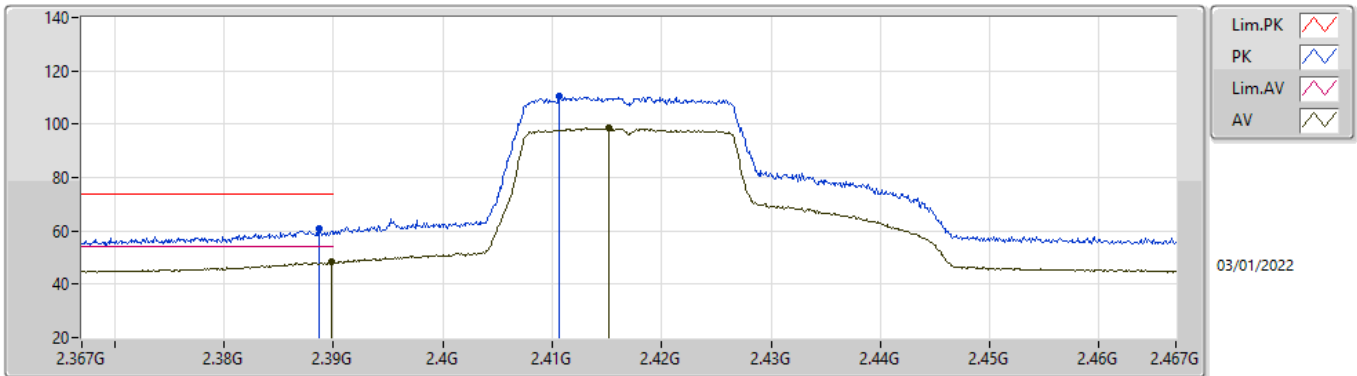


EUT_Z_4TX
 SET 76
 80/60/70/75/77/76
 -2.52/5.89/3.04/0.86/-0.03/0.44

Type	Freq (Hz)	Level (dBuV/m)	Limit (dBuV/m)	Margin (dB)	Raw (dBuV)	Dist (m)	Condition	Azimuth (°)	Height (m)	Comment	AF (dB)	CL (dB)	PA (dB)
PK	2.387G	66.80	74.00	-7.20	35.45	3	Vertical	33	3.00	-	27.55	3.80	-
AV	2.39G	53.56	54.00	-0.44	22.20	3	Vertical	33	3.00	-	27.56	3.80	-
PK	2.4184G	117.74	Inf	-Inf	86.37	3	Vertical	33	3.00	-	27.56	3.81	-
AV	2.4154G	104.90	Inf	-Inf	73.52	3	Vertical	33	3.00	-	27.57	3.81	-

802.11ax HEW20_Nss4,(MCS0)_4TX

2417MHz_TX

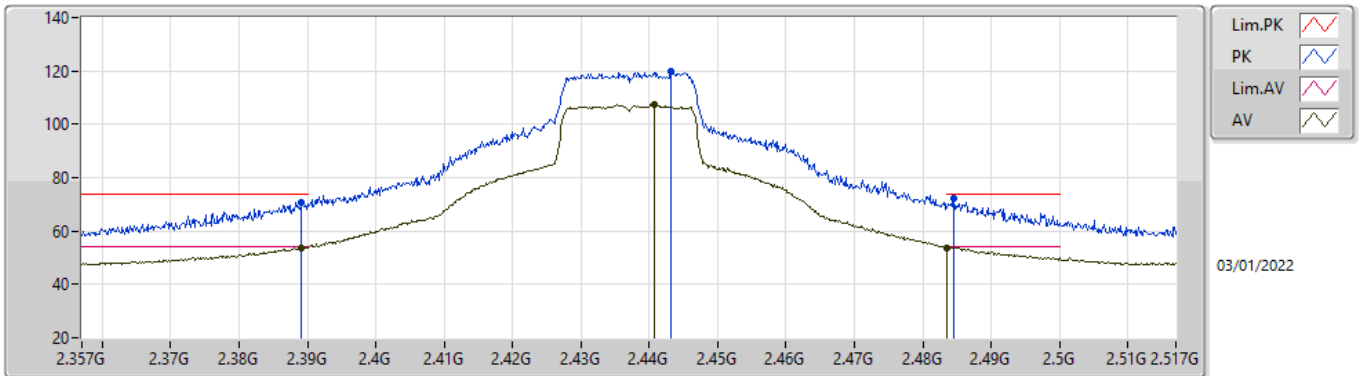


EUTZ_4TX
SET 76
76
5.81

Type	Freq (Hz)	Level (dBuV/m)	Limit (dBuV/m)	Margin (dB)	Raw (dBuV)	Dist (m)	Condition	Azimuth (°)	Height (m)	Comment	AF (dB)	CL (dB)	PA (dB)
PK	2.3887G	60.95	74.00	-13.05	29.60	3	Horizontal	249	3.00	-	27.55	3.80	-
AV	2.3898G	48.19	54.00	-5.81	16.83	3	Horizontal	249	3.00	-	27.56	3.80	-
PK	2.4106G	110.42	Inf	-Inf	79.03	3	Horizontal	249	3.00	-	27.58	3.81	-
AV	2.4152G	98.58	Inf	-Inf	67.20	3	Horizontal	249	3.00	-	27.57	3.81	-

802.11ax HEW20_Nss4,(MCS0)_4TX

2437MHz_TX

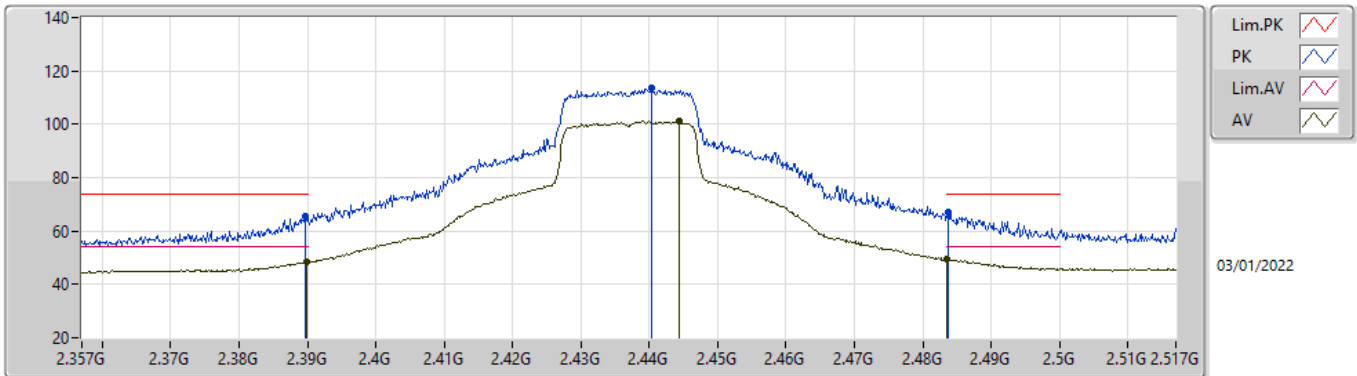


EUT_Z_4TX
 SET 84
 80/100/90/85/83/84
 2.95/-28.67/-7.07/-1.69/0.35/0.14

Type	Freq (Hz)	Level (dBuV/m)	Limit (dBuV/m)	Margin (dB)	Raw (dBuV)	Dist (m)	Condition	Azimuth (°)	Height (m)	Comment	AF (dB)	CL (dB)	PA (dB)
PK	2.38916G	70.57	74.00	-3.43	39.21	3	Vertical	205	2.88	-	27.56	3.80	-
AV	2.38916G	53.83	54.00	-0.17	22.47	3	Vertical	205	2.88	-	27.56	3.80	-
PK	2.44308G	119.72	Inf	-Inf	88.39	3	Vertical	205	2.88	-	27.51	3.82	-
AV	2.44068G	107.55	Inf	-Inf	76.21	3	Vertical	205	2.88	-	27.52	3.82	-
PK	2.48452G	72.49	74.00	-1.51	40.94	3	Vertical	205	2.88	-	27.71	3.84	-
AV	2.4835G	53.86	54.00	-0.14	22.32	3	Vertical	205	2.88	-	27.70	3.84	-

802.11ax HEW20_Nss4,(MCS0)_4TX

2437MHz_TX

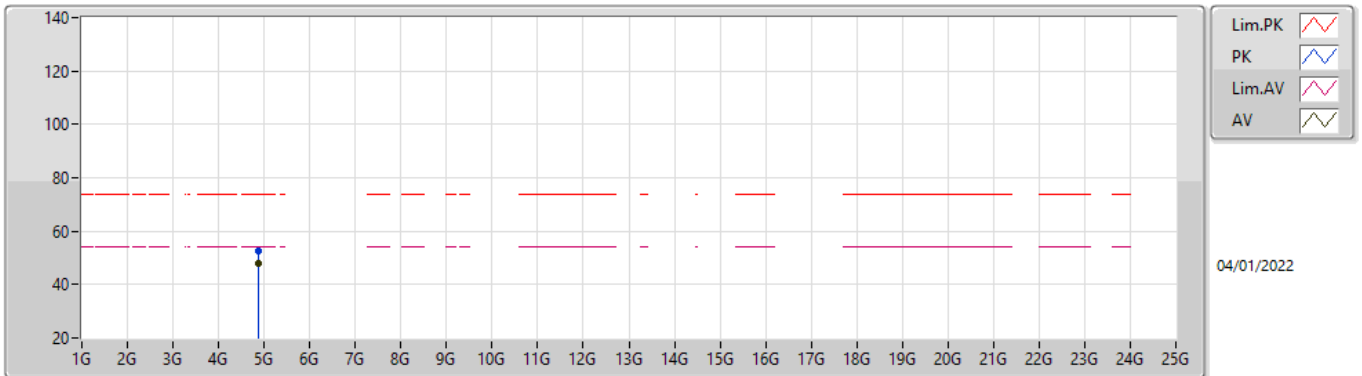


EUT_Z_4TX
SET 84
84
4.77

Type	Freq (Hz)	Level (dBuV/m)	Limit (dBuV/m)	Margin (dB)	Raw (dBuV)	Dist (m)	Condition	Azimuth (°)	Height (m)	Comment	AF (dB)	CL (dB)	PA (dB)
PK	2.38964G	65.27	74.00	-8.73	33.91	3	Horizontal	8	1.50	-	27.56	3.80	-
AV	2.38996G	48.64	54.00	-5.36	17.28	3	Horizontal	8	1.50	-	27.56	3.80	-
PK	2.44036G	113.44	Inf	-Inf	82.10	3	Horizontal	8	1.50	-	27.52	3.82	-
AV	2.44436G	101.33	Inf	-Inf	70.00	3	Horizontal	8	1.50	-	27.51	3.82	-
PK	2.48372G	67.31	74.00	-6.69	35.77	3	Horizontal	8	1.50	-	27.70	3.84	-
AV	2.4835G	49.23	54.00	-4.77	17.69	3	Horizontal	8	1.50	-	27.70	3.84	-

802.11ax HEW20_Nss4,(MCS0)_4TX

2437MHz_TX

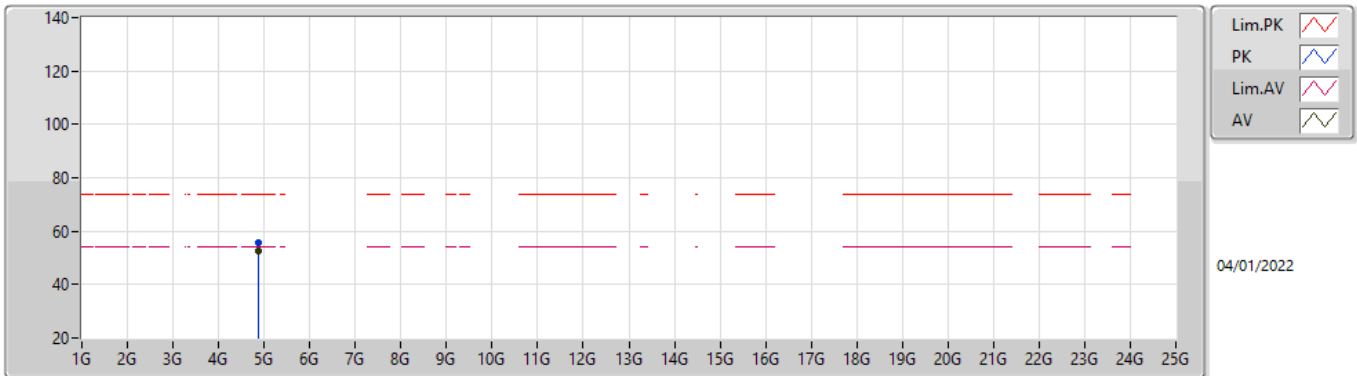


EUTY_4TX
SET 84
84
6.14

Type	Freq (Hz)	Level (dBuV/m)	Limit (dBuV/m)	Margin (dB)	Raw (dBuV)	Dist (m)	Condition	Azimuth (°)	Height (m)	Comment	AF (dB)	CL (dB)	PA (dB)
PK	4.87396G	52.69	74.00	-21.31	46.82	3	Vertical	35	2.19	-	32.55	6.30	32.98
AV	4.87406G	47.86	54.00	-6.14	41.99	3	Vertical	35	2.19	-	32.55	6.30	32.98

802.11ax HEW20_Nss4,(MCS0)_4TX

2437MHz_TX

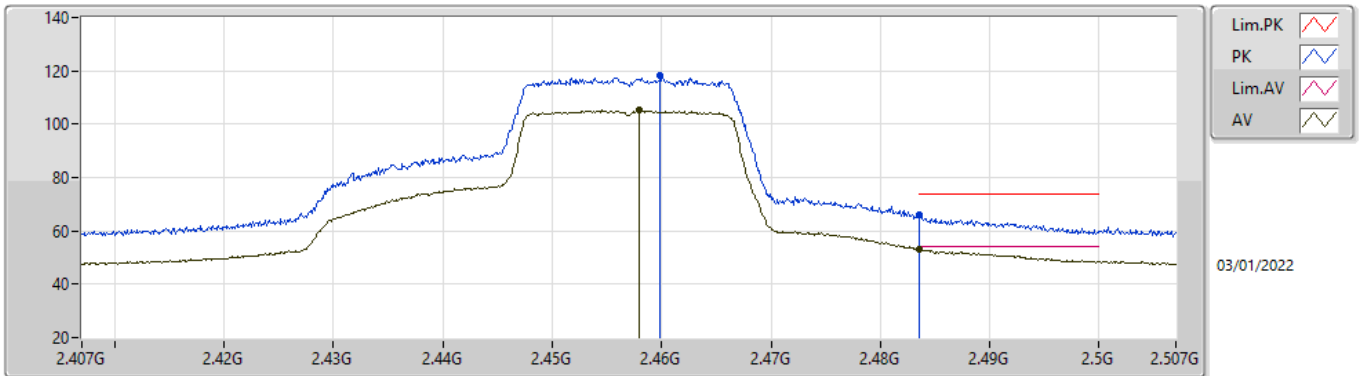


EUTY_4TX
SET 84
84
1.50

Type	Freq (Hz)	Level (dBuV/m)	Limit (dBuV/m)	Margin (dB)	Raw (dBuV)	Dist (m)	Condition	Azimuth (°)	Height (m)	Comment	AF (dB)	CL (dB)	PA (dB)
PK	4.87408G	55.84	74.00	-18.16	49.97	3	Horizontal	307	2.11	-	32.55	6.30	32.98
AV	4.87402G	52.50	54.00	-1.50	46.63	3	Horizontal	307	2.11	-	32.55	6.30	32.98

802.11ax HEW20_Nss4,(MCS0)_4TX

2457MHz_TX

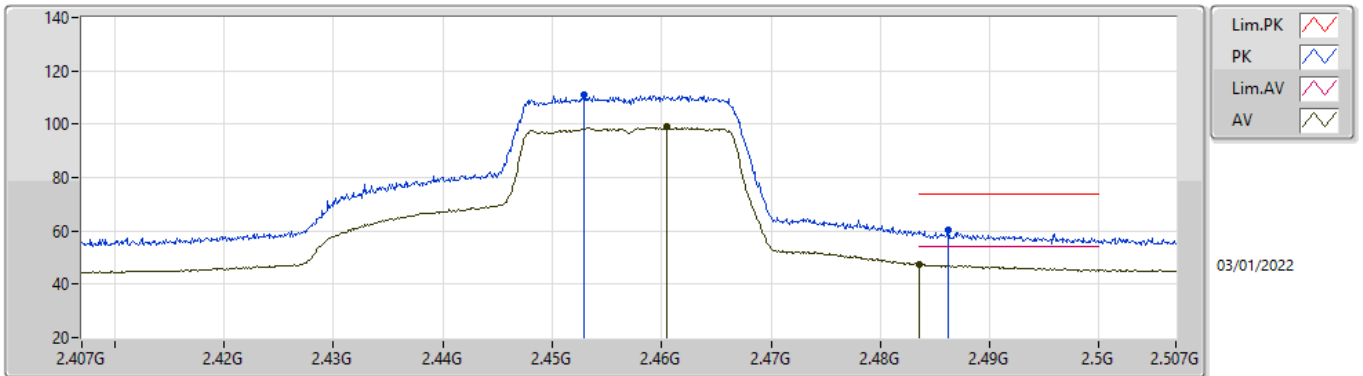


EUT_Z_4TX
 SET 77
 80/60/70/75/77/78/77
 -2.55/7.03/4.71/2.47/1.09/-0.33/1.11

Type	Freq (Hz)	Level (dBuV/m)	Limit (dBuV/m)	Margin (dB)	Raw (dBuV)	Dist (m)	Condition	Azimuth (°)	Height (m)	Comment	AF (dB)	CL (dB)	PA (dB)
PK	2.4599G	118.16	Inf	-Inf	86.77	3	Vertical	44	2.60	-	27.56	3.83	-
AV	2.4579G	105.41	Inf	-Inf	74.03	3	Vertical	44	2.60	-	27.55	3.83	-
PK	2.4836G	66.25	74.00	-7.75	34.71	3	Vertical	44	2.60	-	27.70	3.84	-
AV	2.4835G	52.89	54.00	-1.11	21.35	3	Vertical	44	2.60	-	27.70	3.84	-

802.11ax HEW20_Nss4,(MCS0)_4TX

2457MHz_TX

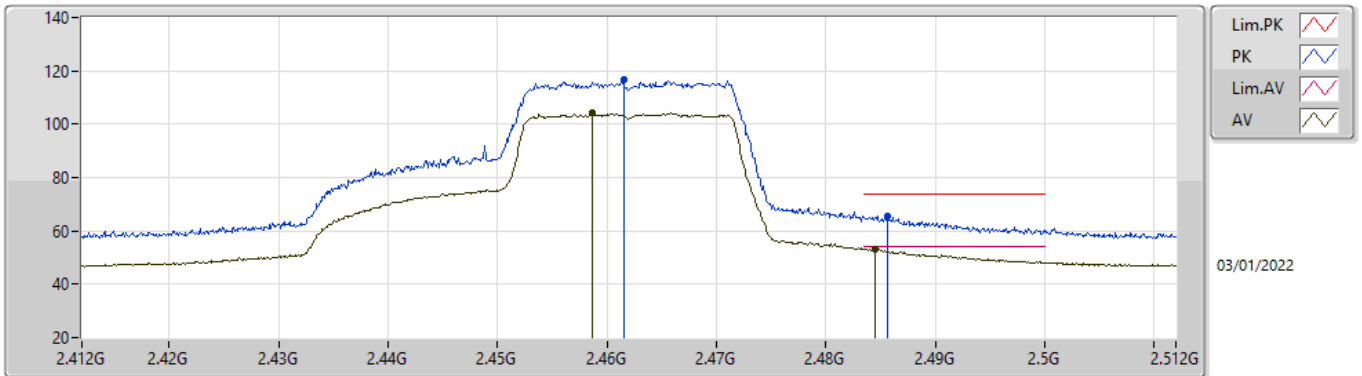


EUTZ_4TX
SET 77
77
6.53

Type	Freq (Hz)	Level (dBuV/m)	Limit (dBuV/m)	Margin (dB)	Raw (dBuV)	Dist (m)	Condition	Azimuth (°)	Height (m)	Comment	AF (dB)	CL (dB)	PA (dB)
PK	2.4529G	110.78	Inf	-Inf	79.43	3	Horizontal	32	1.36	-	27.52	3.83	-
AV	2.4605G	98.89	Inf	-Inf	67.50	3	Horizontal	32	1.36	-	27.56	3.83	-
PK	2.4862G	60.09	74.00	-13.91	28.53	3	Horizontal	32	1.36	-	27.72	3.84	-
AV	2.4835G	47.47	54.00	-6.53	15.93	3	Horizontal	32	1.36	-	27.70	3.84	-

802.11ax HEW20_Nss4,(MCS0)_4TX

2462MHz_TX

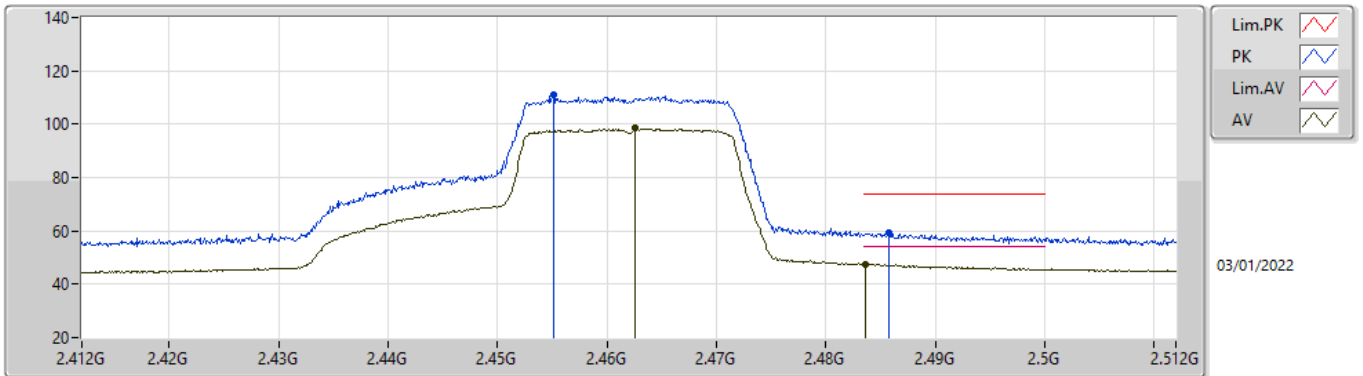


EUT_Z_4TX
 SET 74
 80/60/70/75/73/74
 -7.42/5.57/3.13/-0.26/1.62/0.69

Type	Freq (Hz)	Level (dBuV/m)	Limit (dBuV/m)	Margin (dB)	Raw (dBuV)	Dist (m)	Condition	Azimuth (°)	Height (m)	Comment	AF (dB)	CL (dB)	PA (dB)
PK	2.4615G	116.55	Inf	-Inf	85.15	3	Vertical	198	3.00	-	27.57	3.83	-
AV	2.4587G	104.21	Inf	-Inf	72.83	3	Vertical	198	3.00	-	27.55	3.83	-
PK	2.4856G	65.47	74.00	-8.53	33.92	3	Vertical	198	3.00	-	27.71	3.84	-
AV	2.4845G	53.31	54.00	-0.69	21.76	3	Vertical	198	3.00	-	27.71	3.84	-

802.11ax HEW20_Nss4,(MCS0)_4TX

2462MHz_TX

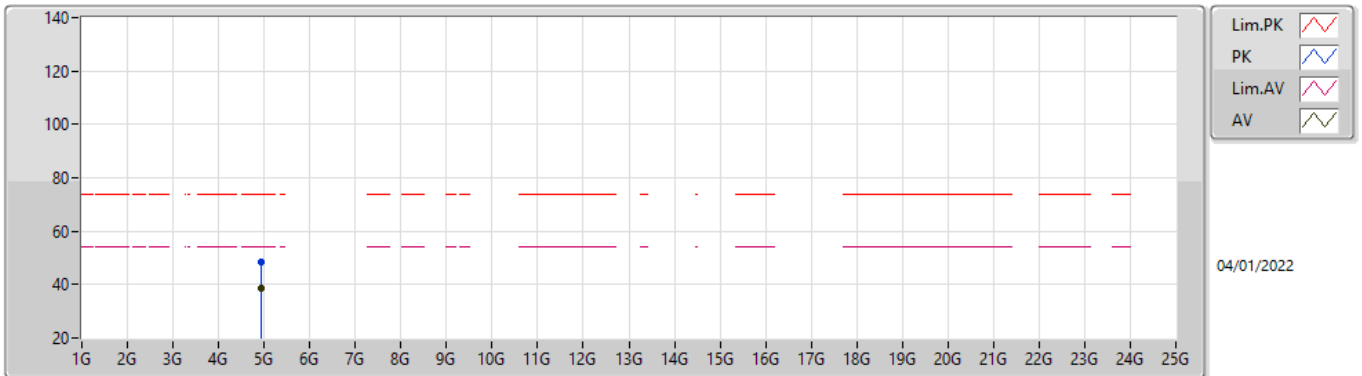


EUTZ_4TX
SET 74
74
6.61

Type	Freq (Hz)	Level (dBuV/m)	Limit (dBuV/m)	Margin (dB)	Raw (dBuV)	Dist (m)	Condition	Azimuth (°)	Height (m)	Comment	AF (dB)	CL (dB)	PA (dB)
PK	2.4551G	110.89	Inf	-Inf	79.53	3	Horizontal	11	1.42	-	27.53	3.83	-
AV	2.4626G	98.54	Inf	-Inf	67.13	3	Horizontal	11	1.42	-	27.58	3.83	-
PK	2.4858G	59.29	74.00	-14.71	27.74	3	Horizontal	11	1.42	-	27.71	3.84	-
AV	2.4836G	47.39	54.00	-6.61	15.85	3	Horizontal	11	1.42	-	27.70	3.84	-

802.11ax HEW20_Nss4,(MCS0)_4TX

2462MHz_TX

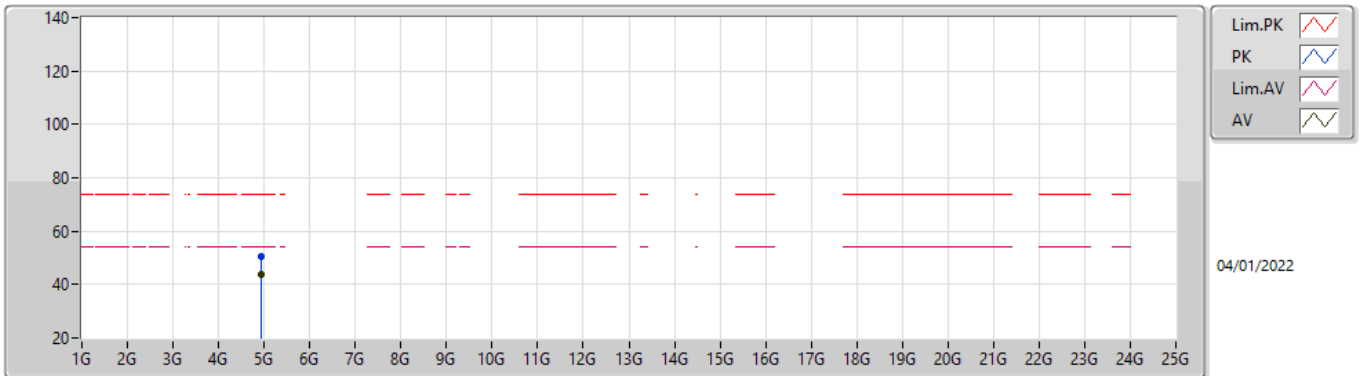


EUTY_4TX
SET 74
74
15.20

Type	Freq (Hz)	Level (dBuV/m)	Limit (dBuV/m)	Margin (dB)	Raw (dBuV)	Dist (m)	Condition	Azimuth (°)	Height (m)	Comment	AF (dB)	CL (dB)	PA (dB)
PK	4.92404G	48.53	74.00	-25.47	42.55	3	Vertical	348	2.64	-	32.65	6.30	32.97
AV	4.92392G	38.80	54.00	-15.20	32.82	3	Vertical	348	2.64	-	32.65	6.30	32.97

802.11ax HEW20_Nss4,(MCS0)_4TX

2462MHz_TX



EUTY_4TX
SET 74
74
10.24

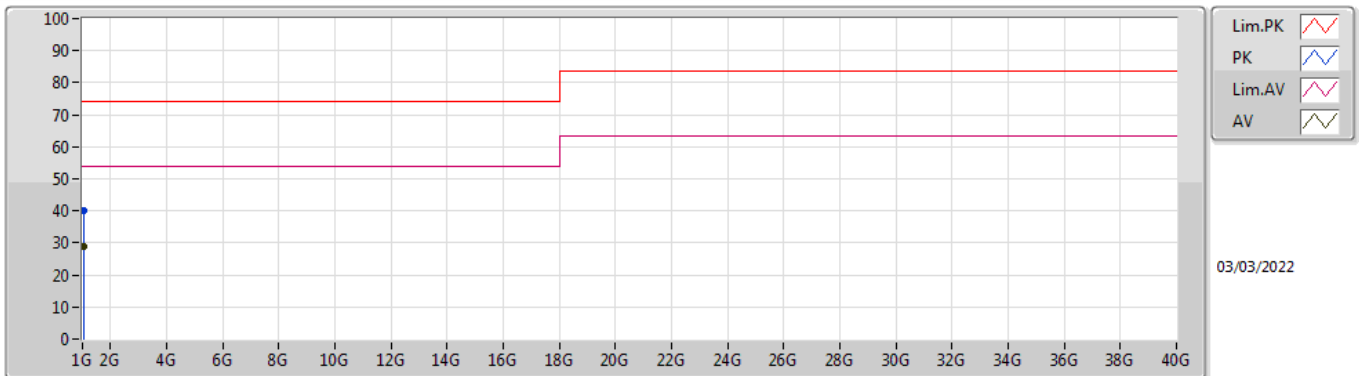
Type	Freq (Hz)	Level (dBuV/m)	Limit (dBuV/m)	Margin (dB)	Raw (dBuV)	Dist (m)	Condition	Azimuth (°)	Height (m)	Comment	AF (dB)	CL (dB)	PA (dB)
PK	4.92412G	50.41	74.00	-23.59	44.43	3	Horizontal	314	2.12	-	32.65	6.30	32.97
AV	4.92402G	43.76	54.00	-10.24	37.78	3	Horizontal	314	2.12	-	32.65	6.30	32.97



Summary

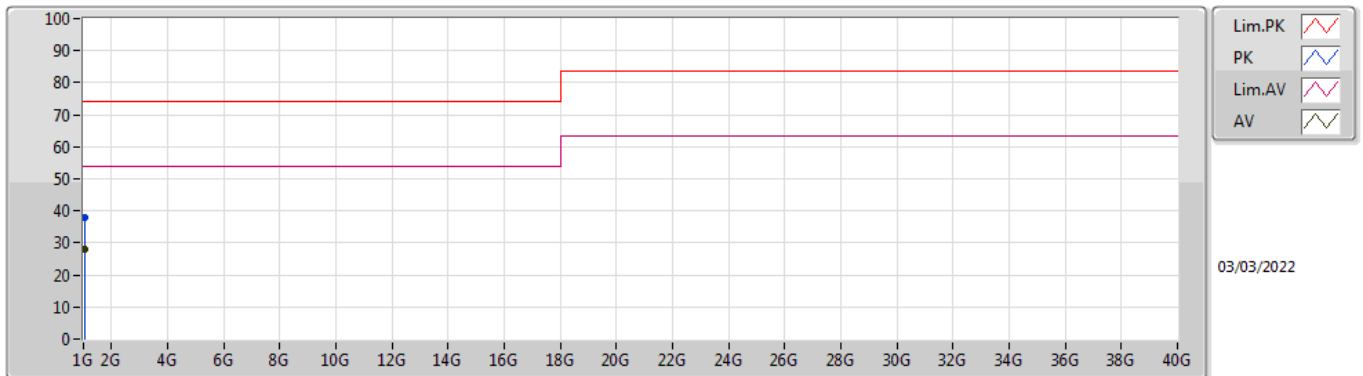
Mode	Result	Type	Freq (Hz)	Level (dBuV/m)	Limit (dBuV/m)	Margin (dB)	Condition
Mode 1	Pass	AV	1.03447G	28.71	54.00	-25.29	Vertical

Mode 1



Type	Freq (Hz)	Level (dBuV/m)	Limit (dBuV/m)	Margin (dB)	Factor (dB/m)	Dist (m)	Condition	Azimuth (°)	Height (m)	Comment	Raw (dBuV/m)	AF (dB/m)	CL (dB)	PA (dB)
PK	1.0344G	40.09	74.00	-33.91	-10.30	3	Vertical	303	1.02	-	50.39	24.00	2.95	37.25
AV	1.03447G	28.71	54.00	-25.29	-10.30	3	Vertical	303	1.02	"Worst"	39.01	24.00	2.95	37.25

Mode 1



Type	Freq (Hz)	Level (dBuV/m)	Limit (dBuV/m)	Margin (dB)	Factor (dB/m)	Dist (m)	Condition	Azimuth (°)	Height (m)	Comment	Raw (dBuV/m)	AF (dB/m)	CL (dB)	PA (dB)
PK	1.03456G	38.09	74.00	-35.91	-10.30	3	Horizontal	295	1.00	-	48.39	24.00	2.95	37.25
AV	1.02616G	27.95	54.00	-26.05	-10.31	3	Horizontal	295	1.00	"Worst"	38.26	24.00	2.94	37.25