


# 1. Photographs of Conducted Emissions Test Configuration

Sample 1

Front view



Side view



**Under table view**




Sample 2

Front view



Side view



**Under table view**




## 2. Photographs of Radiated Emissions Test Configuration


For radiated emissions 30MHz~1GHz

Sample 1  
Radio 2, 3

Front view




Rear view




Sample 2  
Radio 2  
Omni Antenna

Front view




Rear view




Sample 2  
Radio 3  
Omni Antenna

Front view




Rear view




Sample 2  
Radio 2, 3  
Panel 1 Antenna

Front view




Rear view






Sample 2  
Radio 2, 3  
Panel 2 Antenna

Front view




Rear view



For radiated emissions above 1GHz

Sample 1  
Radio 2, 3

Front view




Rear view



Sample 2  
Radio 2  
Omni Antenna

Front view




Rear view



Sample 2  
Radio 3  
Omni Antenna

Front view




Rear view



Sample 2  
Radio 2, 3  
Panel 1 Antenna

Front view




Rear view



Sample 2  
Radio 2, 3  
Panel 2 Antenna

Front view



Rear view



—THE END—