

1. Photographs of Conducted Emissions Test Configuration

Test Mode: Mode 2

FRONT VIEW



REAR VIEW




2. Photographs of Radiated Emissions Test Configuration

Test Configuration: 30MHz~1GHz / Test Mode: Mode 5

FRONT VIEW



REAR VIEW




Test Configuration: Above 1GHz


For Radiated Emissions:

Test Mode: Radio 1 / Internal Antenna - 1TX

FRONT VIEW




REAR VIEW




Test Mode: Radio 1 / Internal Antenna - 2TX

FRONT VIEW




REAR VIEW




Test Mode: Radio 3 / Internal Antenna - 1TX

FRONT VIEW




REAR VIEW




Test Mode: Radio 3 / Internal Antenna - 2TX

FRONT VIEW




REAR VIEW




For Bandedge Emissions:

Test Mode: Radio 1 / Internal Antenna - 1TX and 2 TX

FRONT VIEW



REAR VIEW



————THE END————