



FCC Test Report

FCC Part15 Subpart E

Product Name : Wireless Access Point
Model No. : AP410C
FCC ID : QXO-AP410CNB

Applicant : Extreme Networks, Inc
Address : 6480 Via Del Oro, San Jose, CA 95119

Date of Receipt : Apr. 11, 2022
Test Date : Apr. 12, 2022 ~ Apr. 27, 2022
Issued Date : May. 19, 2022
Report No. : 2230991R-RF-US-P09V02
Report Version : V1.0

NOTE: The EUT used in this report and the 1992128R-RF-US-P09V02 report are the same model. The difference is that the EUT used this time removes the BLE chip. We evaluated the worst channel test for power output and radiated emission, and the test results are not worse than 1992128R-RF-US-P09V02, so the test data in this report refers to the data of 1992128R-RF-US-P09V02.

The test results presented in this report relate only to the object tested.


The measurement result is considered in conformance with the requirement if it is within the prescribed limit, It is not necessary to account the uncertainty associated with the measurement result, unless the specification, standard or customer have special requirements This report shall not be reproduced, except in full, without the written approval of the Issuing CB Testing Laboratory This report is not used for social proof in China (or Mainland China) market.

Test Report Certification

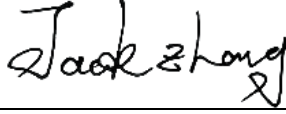
Issued Date : May. 19, 2022
Report No. : 2230991R-RF-US-P09V02



Product Name : Wireless Access Point
 Applicant : Extreme Networks, Inc
 Address : 6480 Via Del Oro, San Jose, CA 95119
 Manufacturer : Extreme Networks, Inc
 Address : 6480 Via Del Oro, San Jose, CA 95119
 Model No. : AP410C
 Brand : Extreme Networks
 FCC ID : QXO-AP410CNB
 EUT Voltage : DC 37~57V
 Test Voltage : AC 120V/60Hz
 Applicable Standard : FCC CFR Title 47 Part 15 Subpart E
 ANSI C63.10:2013;
 789033 D02 General UNII Test Procedures New Rules
 v02r01
 KDB 662911 D01 Multiple Transmitter Output v02r01
 Test Result : Complied
 Performed Location : DEKRA Testing and Certification (Suzhou) Co., Ltd.
 No.99 Hongye Rd., Suzhou Industrial Park, Suzhou,215006,
 Jiangsu, China
 TEL: +86-512-6251-5088 / FAX: +86-512-6251-5098
 FCC Designation Number: CN1199;

Documented By : 

 (Tim Cao: Project Engineer)

Approved By : 

 (Engineer Supervisor: Jack Zhang)

TABLE OF CONTENTS

Description	Page
1. General Information	7
1.1. EUT Description	7
1.2. Antenna information	8
1.3. Working Frequency of Each Channel:.....	10
1.4. Mode of Operation.....	11
1.5. Tested System Details.....	12
1.6. Configuration of Tested System.....	13
1.7. EUT Exercise Software	14
2. Technical Test	15
2.1. Summary of Test Result	15
2.2. Test Frequency configuration:	16
2.3. Power vs Data Rate	17
2.4. Duty Cycle.....	23
2.5. Test Environment.....	26
2.6. Uncertainty	26
3. Conducted Emission	27
3.1. Test Equipment	27
3.2. Test Setup	27
3.3. Limit.....	28
3.4. Test Procedure	28
3.5. Test Result	29
4. Radiated Emission.....	31
4.1. Test Equipment	31
4.2. Test Setup	32
4.3. Limit.....	33
4.4. Test Procedure	36
4.5. EUT test Axis definition	37

- 4.6. Test Result38
- 5. Emission bandwidth and occupied bandwidth794
 - 5.1. Test Equipment794
 - 5.2. Test Setup794
 - 5.3. Limit.....794
 - 5.4. Test Procedure795
 - 5.5. EUT test Axis definition796
 - 5.6. Test Result797
- 6. 6dB bandwidth801
 - 6.1. Test Equipment801
 - 6.2. Test Setup801
 - 6.3. Limit.....801
 - 6.4. Test Procedure802
 - 6.5. EUT test Axis definition803
 - 6.6. Test Result804
- 7. Power Output.....807
 - 7.1. Test Equipment807
 - 7.2. Test Setup807
 - 7.3. Limit.....808
 - 7.4. Test Procedure809
 - 7.5. EUT test Axis definition811
 - 7.6. Test Result812
- 8. Peak Power Spectral Density849
 - 8.1. Test Equipment849
 - 8.2. Test Setup849
 - 8.3. Limit.....850
 - 8.4. Test Procedure852
 - 8.5. EUT test Axis definition853
 - 8.6. Test Result854

- 9. Band Edge903
 - 9.1. Test Equipment903
 - 9.2. Test Setup903
 - 9.3. Limit.....904
 - 9.4. Test Procedure907
 - 9.5. EUT test Axis definition908
 - 9.6. Test Result909
- 10. Frequency Stability986
 - 10.1. Test Equipment986
 - 10.2. Test Setup986
 - 10.3. Limit.....987
 - 10.4. Test Procedure988
 - 10.5. EUT test Axis definition989
 - 10.6. Test Result990
- 11. Antenna Requirement994
 - 11.1. Limit.....994
 - 11.2. Antenna Connector Construction994

History of This Test Report

REPORT NO.	VERSION	DESCRIPTION	ISSUED DATE
2230991R-RF-US-P09V02	V1.0	Initial Issued Report	May. 05, 2022
2230991R-RF-US-P09V02	V1.1	Page1-2 modified the FCC ID, and page909 added Note.	May. 19, 2022

1. General Information

1.1. EUT Description

Product Name	Wireless Access Point					
Model No.	AP410C					
EUT Voltage	DC 37~57V					
Type of Modulation	OFDM-BPSK, QPSK, 16QAM, 64QAM, 256QAM, 1024QAM					
Data Rate	802.11a: 6/9/12/18/24/36/48/54Mbps					
	802.11n: up to 600Mbps					
	802.11ac: up to 1732Mbps					
	802.11ax: up to 4.8Gbps					
Channel Control	Auto					
Transmit modes	<input checked="" type="checkbox"/>	802.11a	<input checked="" type="checkbox"/>	802.11n(20MHz)	<input checked="" type="checkbox"/>	802.11n(40MHz)
	<input checked="" type="checkbox"/>	802.11ac(20MHz)	<input checked="" type="checkbox"/>	802.11ac(40MHz)	<input checked="" type="checkbox"/>	802.11ac(80MHz)
	<input checked="" type="checkbox"/>	802.11ax(20MHz)	<input checked="" type="checkbox"/>	802.11ax(40MHz)	<input checked="" type="checkbox"/>	802.11ax(80MHz)
	<input checked="" type="checkbox"/>	802.11ax(160MHz)				
Support Bands	<input checked="" type="checkbox"/>	5150MHz~5250MHz	<input type="checkbox"/>	Outdoor AP		
			<input checked="" type="checkbox"/>	Indoor AP		
			<input type="checkbox"/>	Fixed point-to-point AP		
			<input type="checkbox"/>	Mobile and Portable Client		
	<input checked="" type="checkbox"/>	5250MHz~5350MHz				
	<input checked="" type="checkbox"/>	5470MHz~5725MHz	<input checked="" type="checkbox"/>	With TDWR Channels		
<input type="checkbox"/>	Without TDWR Channels					
<input checked="" type="checkbox"/>	5725MHz~5850MHz					

1.2. Antenna information

Antenna Model No.	N/A		
Antenna Manufacturer	N/A		
Antenna Delivery	<input checked="" type="checkbox"/> 1*TX+1*RX	<input checked="" type="checkbox"/> 2*TX+2*RX	<input checked="" type="checkbox"/> 3*TX+3*RX <input checked="" type="checkbox"/> 4*TX+4*RX
Antenna Technology	<input checked="" type="checkbox"/> SISO		
	<input checked="" type="checkbox"/> MIMO	<input type="checkbox"/> Basic methodology	
		<input type="checkbox"/> Sectorized antenna systems	
		<input type="checkbox"/> Cross-polarized antennas	
		<input type="checkbox"/> Unequal antenna gains, with equal transmit powers	
		<input checked="" type="checkbox"/> Spatial Multiplexing	
		<input checked="" type="checkbox"/> Cyclic Delay Diversity (CDD)	
Antenna Type	PIFA		
Antenna Gain(Radio 1)			
Antenna Technology	Ant Gain (dBi)		
Ant 4(Radio 1)	3.3		
Antenna Gain(Radio 2)			
Antenna Technology	Ant Gain (dBi)		
<input checked="" type="checkbox"/> SISO	<input checked="" type="checkbox"/> Ant1 (Radio 2)	4.5	
	<input checked="" type="checkbox"/> Ant2 (Radio 2)	4.7	
<input checked="" type="checkbox"/> CDD	4.7dBi for Power; 7.71dBi for PSD		
<input checked="" type="checkbox"/> Beam-forming	7.71dBi for Power; 7.71dBi for PSD		

Antenna Gain(Radio 3)				
Antenna Technology			Ant Gain (dBi)	
<input checked="" type="checkbox"/>	SISO	<input checked="" type="checkbox"/>	Ant3 (Radio 3)	4.7
		<input checked="" type="checkbox"/>	Ant5 (Radio 3)	4.6
		<input checked="" type="checkbox"/>	Ant6 (Radio 3)	4.6
		<input checked="" type="checkbox"/>	Ant7 (Radio 3)	4.7
<input checked="" type="checkbox"/>	2*2 CDD		4.7dBi for Power; 7.71dBi for PSD	
<input checked="" type="checkbox"/>	2*2 Beam-forming		7.71dBi for Power; 7.71dBi for PSD	
<input checked="" type="checkbox"/>	4*4 CDD		4.7dBi for Power; 10.72dBi for PSD	
<input checked="" type="checkbox"/>	4*4 Beam-forming		10.72dBi for Power; 10.72dBi for PSD	

Note1: The device supports 3 radios, radio 1(1*1 2.4GHz & 1*1 5GHz full band); radio 2(2*2 2.4GHz & 2*2 5GHz low band); radio 3(4*4 5GHz full band), and radio 2 & 3 can works with Dual 2.4GHz & 5GHz mode and Dual 5GHz mode. As the 5GHz high band filter is different between two modes, additional Radio 3 5GHz high band mode is tested for compliance.

Dual 2.4GHz & 5GHz mode: Radio 2(2.4GHz 2*2) + Radio 3(5GHz full band 4*4)

Dual 5GHz mode: Radio 2(5GHz low band 2*2) + Radio 3(5GHz high band 4*4)

2: Radio 3 1*1 and 3*3 power will follow 2*2 and 4*4 power setting, so only 2*2 and 4*4 data are tested.

1.3. Working Frequency of Each Channel:

802.11a/n/ac/ax(20MHz) Working Frequency of Each Channel:							
Channel	Frequency	Channel	Frequency	Channel	Frequency	Channel	Frequency
36	5180 MHz	40	5200 MHz	44	5220 MHz	48	5240 MHz
52	5260 MHz	56	5280 MHz	60	5300 MHz	64	5320 MHz
100	5500 MHz	104	5520 MHz	108	5540 MHz	112	5550 MHz
116	5580 MHz	120	5600 MHz	124	5620 MHz	128	5640 MHz
132	5660 MHz	136	5680 MHz	140	5700 MHz	144	5720 MHz
149	5745 MHz	153	5765 MHz	157	5785 MHz	161	5805 MHz
165	5825 MHz	N/A	N/A	N/A	N/A	N/A	N/A
802.11n/ac/ax(40MHz) Working Frequency of Each Channel:							
Channel	Frequency	Channel	Frequency	Channel	Frequency	Channel	Frequency
38	5190 MHz	46	5230 MHz	54	5270 MHz	62	5310 MHz
102	5510 MHz	110	5550 MHz	118	5590 MHz	126	5630 MHz
134	5670 MHz	142	5710 MHz	151	5755 MHz	159	5795 MHz
802.11ac/ax(80MHz) Working Frequency of Each Channel:							
Channel	Frequency	Channel	Frequency	Channel	Frequency	Channel	Frequency
42	5210 MHz	58	5290 MHz	106	5530MHz	122	5610 MHz
138	5690 MHz	155	5775 MHz	N/A	N/A	N/A	N/A
802.11ax(160MHz) Working Frequency of Each Channel:							
Channel	Frequency	Channel	Frequency	Channel	Frequency	Channel	Frequency
50	5250 MHz	114	5570 MHz	N/A	N/A	N/A	N/A

1.4. Mode of Operation

DEKRA Testing and Certification (Suzhou) Co., Ltd. has verified the construction and function in typical operation. All the test modes were carried out with the EUT in normal operation, which was shown in this test report and defined as:

Test Mode
Mode 1: Transmit by 802.11a
Mode 2: Transmit by 802.11n(20MHz)
Mode 3: Transmit by 802.11n(40MHz)
Mode 4: Transmit by 802.11ac(20MHz)
Mode 5: Transmit by 802.11ac(40MHz)
Mode 6: Transmit by 802.11ac(80MHz)
Mode 7: Transmit by 802.11ax(20MHz)
Mode 8: Transmit by 802.11ax(40MHz)
Mode 9: Transmit by 802.11ax(80MHz)
Mode 10: Transmit by 802.11ax(160MHz)

Note 1: Regards to the frequency band operation: the lowest, middle and highest frequency channel were selected to perform the test, then shown on this report.

Note 2: For portable device, radiated tests was verified over X, Y, Z axis, and shown the worst case on this report.

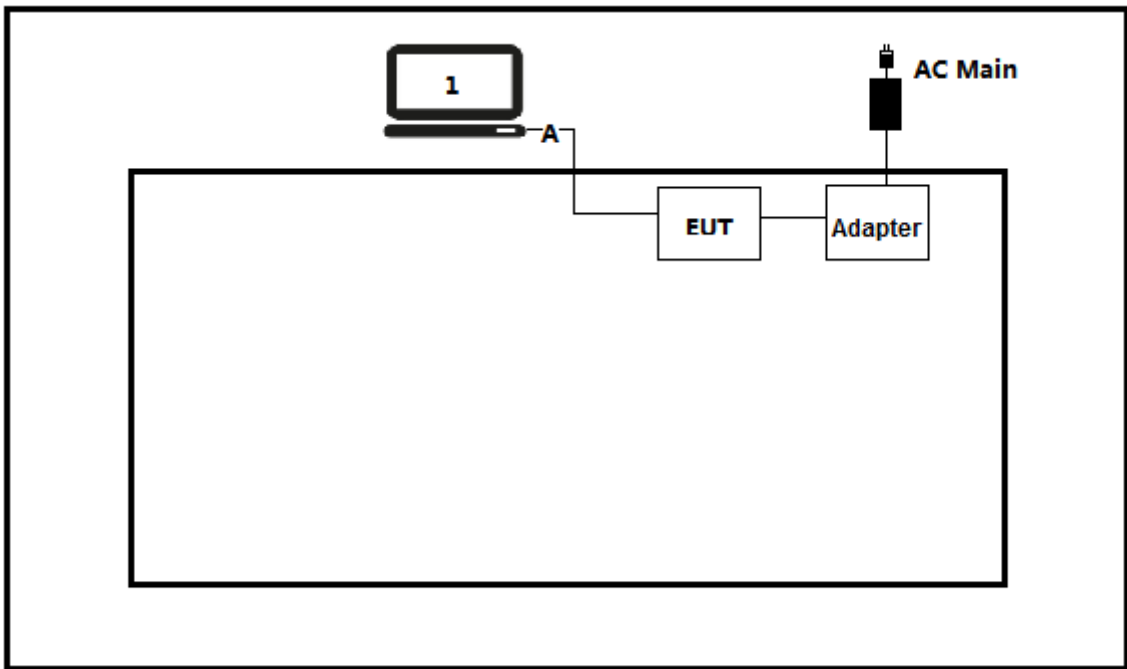
1.5. Tested System Details

The types for all equipment, plus descriptions of all cables used in the tested system (including inserted cards) are:

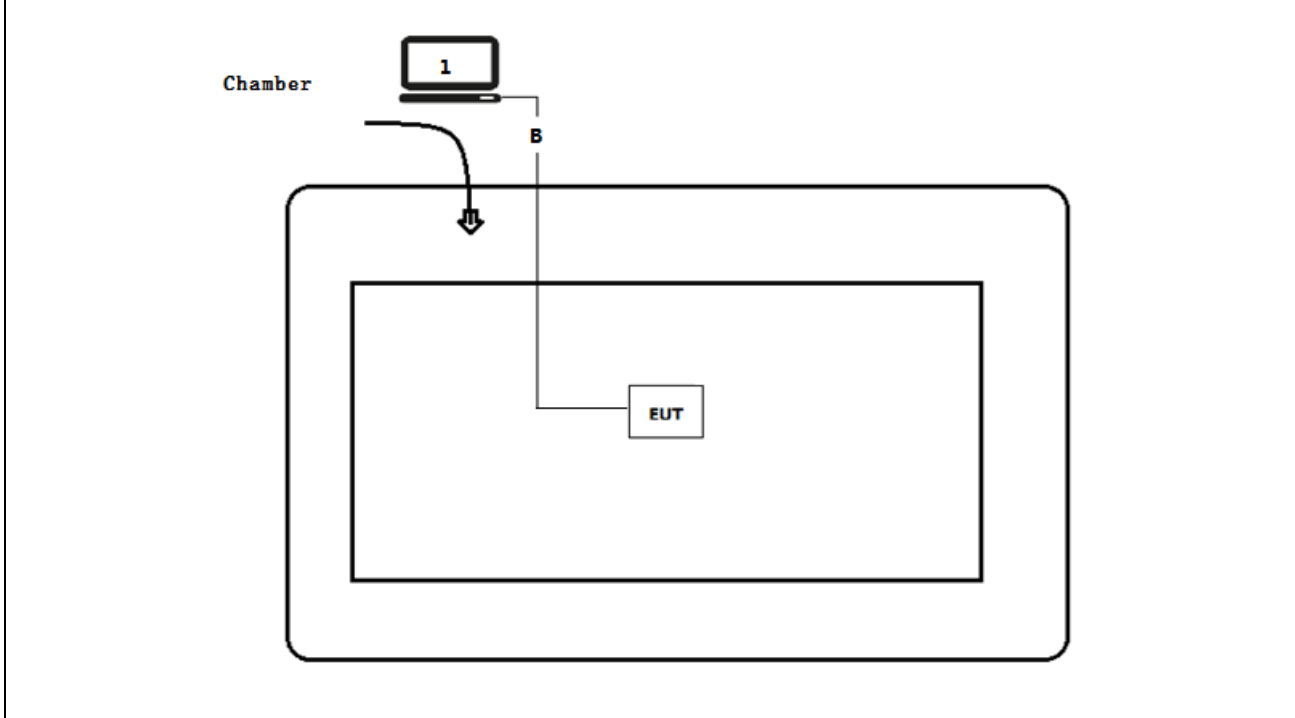
Product		Manufacturer	Model No.	Serial No.	Power Cord
1	Notebook	Lenovo	Think pad x220	SUA0600195	Non-shielded
A	WLAN cable	N/A	N/A	N/A	Shielded, 0.5m
B	WLAN cable	N/A	N/A	N/A	Shielded, 10m

1.6. Configuration of Tested System

Test setup Diagram- AC Line Conducted Emission Test



Test setup Diagram- Radiated Emission



1.7. EUT Exercise Software

1	Setup the EUT and simulators as shown on above.
2	Turn on the power of equipment.
3	Run RF software [MTool], and set the test mode and channel, then press OK to start to continue transmit.

2. Technical Test

2.1. Summary of Test Result

- No deviations from the test standards
 Deviations from the test standards as below description:

Performed Test Item	Normative References	Limit	Result
Conducted Emission	FCC CFR Title 47 Part 15 Subpart E: Section 15.207	FCC 15.207	PASS
Radiated Emission	FCC CFR Title 47 Part 15 Subpart E: Section 15.209	FCC 15.209	PASS
Emission bandwidth and occupied bandwidth	FCC CFR Title 47 Part 15 Subpart E: Section 15.407(e)	FCC 15.407(e)	PASS
6dB Emission Bandwidth	FCC CFR Title 47 Part 15 Subpart E: Section 15.407(e)	FCC 15.407(e)	PASS
Power Output	FCC CFR Title 47 Part 15 Subpart E: Section 15.407(a)	FCC 15.407(a)	PASS
Peak Power Spectral Density	FCC CFR Title 47 Part 15 Subpart E: Section 15.407(a)	FCC 15.407(a)	PASS
Radiated Emission Band Edge	FCC CFR Title 47 Part 15 Subpart E: Section 15.205, 15.407(b)	FCC 15.407(b)	PASS
Frequency Stability	FCC CFR Title 47 Part 15 Subpart E: Section 15.407(g)	±20ppm	PASS

Note: The DFS report please refer to DEKRA report 1992128R-RF-US-P09V03.

2.2. Test Frequency configuration:

Modulation Mode	Channel	Frequency	Channel	Frequency	Channel	Frequency
802.11a/n/ac/ax(20MHz)	36	5180MHz	44	5220MHz	48	5240MHz
	52	5260MHz	60	5300MHz	64	5320MHz
	100	5500MHz	116	5580MHz	132	5700MHz
	144	5720MHz	149	5745MHz	157	5785MHz
	165	5825MHz	N/A	N/A	N/A	N/A
802.11n/ac/ax(40MHz)	38	5190MHz	46	5230MHz	54	5270MHz
	62	5310MHz	102	5510MHz	110	5550MHz
	134	5670MHz	142	5710MHz	151	5755MHz
	159	5795MHz	N/A	N/A	N/A	N/A
802.11ac/ax(80MHz)	42	5210MHz	58	5290MHz	106	5530MHz
	138	5690MHz	155	5775MHz	N/A	N/A
802.11ax(160MHz)	50	5250MHz	114	5570MHz	N/A	N/A

2.3. Power vs Data Rate

MCS Index for 802.11n	Spatial Streams	Data Rate (Mbps)						
		802.11b	802.11g	802.11a	20MHz Bandwidth		40MHz Bandwidth	
					800ns GI	400ns GI	800ns GI	400ns GI
0	1	1	6	6	6.5	7.2	13.5	15.0
1	1	2	9	9	13.0	14.4	27.0	30.0
2	1	5.5	12	12	19.5	21.7	40.5	45.0
3	1	11	18	18	26.0	28.9	54.0	60.0
4	1	---	24	24	39.0	43.3	81.0	90.0
5	1	---	36	36	52.0	57.8	108.0	120.0
6	1	---	48	48	58.5	65.0	121.5	135.0
7	1	---	54	54	65.0	72.2	135.0	150.0
8	2	---	---	---	13.0	14.4	27.0	30.0
9	2	---	---	---	26.0	28.9	54.0	60.0
10	2	---	---	---	39.0	43.3	81.0	90.0
11	2	---	---	---	52.0	57.8	108.0	120.0
12	2	---	---	---	78.0	86.7	162.0	180.0
13	2	---	---	---	104.0	115.6	216.0	240.0
14	2	---	---	---	117.0	130.0	243.0	270.0
15	2	---	---	---	130.0	144.0	270.0	300.0
16	3	---	---	---	19.5	21.6	40.5	45
17	3	---	---	---	39	43.2	81	90
18	3	---	---	---	58.5	65.1	121.5	135
19	3	---	---	---	78	86.7	162	180
20	3	---	---	---	117	129.9	243	270
21	3	---	---	---	156	173.4	324	360
22	3	---	---	---	175.5	195	364.5	405
23	3	---	---	---	195	216.6	405	450
24	4	---	---	---	26	28.8	54	60
25	4	---	---	---	52	57.6	108	120
26	4	---	---	---	78	86.8	162	180
27	4	---	---	---	104	115.6	216	240
28	4	---	---	---	156	173.2	324	360
29	4	---	---	---	208	231.2	432	480
30	4	---	---	---	234	260	486	540

31	4	---	---	---	260	288.8	540	600
Note1: The blue form is the maximum power data rate.								
2: The EUT supports 4 spatial streams.								

Spatial Streams (Note1)	MCS Index	Modulation type	Coding rate	Data Rate(Mb/s)					
				20MHz		40MHz		80MHz	
				Guard Interval		Guard Interval		Guard Interval	
				800ns	400ns	800ns	400ns	800ns	400ns
1	0	BPSK	1/2	6.5	7.2	13.5	15	29.3	32.5
	1	QPSK	1/2	13	14.4	27	30	58.5	65
	2	QPSK	3/4	19.5	21.7	40.5	45	87.8	97.5
	3	16-QAM	1/2	26	28.9	54	60	117	130
	4	16-QAM	3/4	39	43.3	81	90	175.5	195
	5	64-QAM	2/3	52	57.8	108	120	234	260
	6	64-QAM	3/4	58.5	65	121.5	135	263.3	292.5
	7	64-QAM	5/6	65	72.2	135	150	292.5	325
	8	256-QAM	3/4	78	86.7	162	180	351	390
	9	256-QAM	5/6	N/A	N/A	180	200	390	433.3
2	10	BPSK	1/2	13.0	14.4	27.0	30.0	58.6	65.0
	11	QPSK	1/2	26.0	28.8	54.0	60.0	117.0	130.0
	12	QPSK	3/4	39.0	43.4	81.0	90.0	175.6	195.0
	13	16-QAM	1/2	52.0	57.8	108.0	120.0	234.0	260.0
	14	16-QAM	3/4	78.0	86.6	162.0	180.0	351.0	390.0
	15	64-QAM	2/3	104.0	115.6	216.0	240.0	468.0	520.0
	16	64-QAM	3/4	117.0	130.0	243.0	270.0	526.6	585.0
	17	64-QAM	5/6	130.0	144.4	270.0	300.0	585.0	650.0
	18	256-QAM	3/4	156.0	173.4	324.0	360.0	702.0	780.0
	19	256-QAM	5/6	N/A	N/A	360.0	400.0	780.0	866.6
3	20	BPSK	1/2	26	28.8	54	60	117.2	130
	21	QPSK	1/2	39	43.2	81	90	175.5	195
	22	QPSK	3/4	58.5	65.1	121.5	135	263.4	292.5
	23	16-QAM	1/2	78	86.7	162	180	351	390
	24	16-QAM	3/4	117	129.9	243	270	526.5	585
	25	64-QAM	2/3	156	173.4	324	360	702	780
	26	64-QAM	3/4	175.5	195	364.5	405	789.9	877.5
	27	64-QAM	5/6	195	216.6	405	450	877.5	975
	28	256-QAM	3/4	234	260.1	486	540	1053	1170
	29	256-QAM	5/6	N/A	N/A	540	600	1170	1299.9
4	30	BPSK	1/2	26	28.8	54	60	117.2	130
	31	QPSK	1/2	52	57.6	108	120	234	260
	32	QPSK	3/4	78	86.8	162	180	351.2	390

33	16-QAM	1/2	104	115.6	216	240	468	520
34	16-QAM	3/4	156	173.2	324	360	702	780
35	64-QAM	2/3	208	231.2	432	480	936	1040
36	64-QAM	3/4	234	260	486	540	1053.2	1170
37	64-QAM	5/6	260	288.8	540	600	1170	1300
38	256-QAM	3/4	312	346.8	648	720	1404	1560
39	256-QAM	5/6	N/A	N/A	720	800	1560	1733.2

Note 1: The blue form is the maximum power data rate.

2: The EUT supports 4 spatial streams.

Spatial Streams (Note1)	MCS Index	Modulation type	Coding rate	Data Rate(Mb/s)							
				20MHz		40MHz		80MHz		160MHz	
				Guard Interval		Guard Interval		Guard Interval		Guard Interval	
				1600 ns	800 ns	1600 ns	800 ns	1600 ns	800 ns	1600 ns	800 ns
				GI	GI	GI	GI	GI	GI	GI	GI
1	0	BPSK	1/2	4	4	8	9	17	18	34	36
	1	QPSK	1/2	16	17	33	34	68	72	136	144
	2	QPSK	3/4	24	26	49	52	102	108	204	216
	3	16-QAM	1/2	33	34	65	69	136	144	272	282
	4	16-QAM	3/4	49	52	98	103	204	216	408	432
	5	64-QAM	2/3	65	69	130	138	272	288	544	576
	6	64-QAM	3/4	73	77	146	155	306	324	613	649
	7	64-QAM	5/6	81	86	163	172	340	360	681	721
	8	256-QAM	3/4	98	103	195	207	408	432	817	865
	9	256-QAM	5/6	108	115	217	229	453	480	907	961
	10	1024-QAM	3/4	122	129	244	258	510	540	1021	1081
11	1024-QAM	5/6	135	143	271	287	567	600	1134	1201	
2	12	BPSK	1/2	8	8	16	18	34	36	68	72
	13	QPSK	1/2	32	34	66	68	136	144	272	288
	14	QPSK	3/4	48	52	98	104	204	216	408	432
	15	16-QAM	1/2	66	68	130	138	272	288	544	564
	16	16-QAM	3/4	98	104	196	206	408	432	816	864
	17	64-QAM	2/3	130	138	260	276	544	576	1088	1152
	18	64-QAM	3/4	146	154	292	310	612	648	1226	1298
	19	64-QAM	5/6	162	172	326	344	680	720	1362	1442
	20	256-QAM	3/4	196	206	390	414	816	864	1634	1730
	21	256-QAM	5/6	216	230	434	458	906	960	1814	1922
	22	1024-QAM	3/4	244	258	488	516	1020	1080	2042	2162
	23	1024-QAM	5/6	270	286	542	574	1134	1200	2268	2402
3	24	BPSK	1/2	12	12	24	27	51	54	102	108
	25	QPSK	1/2	48	51	99	102	204	216	408	432
	26	QPSK	3/4	72	78	147	156	306	324	612	648
	27	16-QAM	1/2	99	102	195	207	408	432	816	846
	28	16-QAM	3/4	147	156	294	309	612	648	1224	1296
	29	64-QAM	2/3	195	207	390	414	816	864	1632	1728
	30	64-QAM	3/4	219	231	438	465	918	972	1839	1947
	31	64-QAM	5/6	243	258	489	516	1020	1080	2043	2163

	32	256-QAM	3/4	294	309	585	621	1224	1296	2451	2595
	33	256-QAM	5/6	324	345	651	687	1359	1440	2721	2883
	34	1024-QAM	3/4	366	387	732	774	1530	1620	3063	3243
	35	1024-QAM	5/6	405	429	813	861	1701	1800	3402	3603
4	36	BPSK	1/2	16	16	32	36	68	72	136	144
	37	QPSK	1/2	64	68	132	136	272	288	544	576
	38	QPSK	3/4	96	104	196	208	408	432	816	864
	39	16-QAM	1/2	132	136	260	276	544	576	1088	1128
	40	16-QAM	3/4	196	208	392	412	816	864	1632	1728
	41	64-QAM	2/3	260	276	520	552	1088	1152	2176	2304
	42	64-QAM	3/4	292	308	584	620	1224	1296	2452	2596
	43	64-QAM	5/6	324	344	652	688	1360	1440	2724	2884
	44	256-QAM	3/4	392	412	780	828	1632	1728	3268	3460
	45	256-QAM	5/6	432	460	868	916	1812	1920	3628	3844
	46	1024-QAM	3/4	488	516	976	1032	2040	2160	4084	4324
47	1024-QAM	5/6	540	572	1084	1148	2268	2400	4536	4804	

Note 1: The blue form is the maximum power data rate.

2: The EUT supports 4 spatial streams.

2.4. Duty Cycle

Radio 1:

Test Mode	Tx On (ms)	Tx Off (ms)	VBW(kHz)	Tx On + Tx Off (ms)	Duty Cycle (%)
802.11a	2.055	0.115	0.51	2.170	94.70
802.11n(20MHz)	1.920	0.105	0.56	2.025	94.81
802.11n(40MHz)	0.915	0.135	1.1	1.050	87.14
802.11ac(20MHz)	1.915	0.04	0.56	1.955	97.95
802.11ac(40MHz)	0.920	0.065	1.1	0.985	93.40
802.11ac(80MHz)	0.426	0.06	2.4	0.486	87.65
802.11ax(20MHz)	1.475	0.045	0.68	1.520	97.04
802.11ax(40MHz)	0.740	0.075	1.5	0.815	90.80
802.11ax(80MHz)	0.375	0.069	2.7	0.444	84.46

Note 1: T means the minimum transmission duration over which the transmitter is on and is transmitting at its maximum power control level for the tested mode of operation.

Note 2: According to KDB 789033, when test for Conducted Emission Band Edge and Radiated Emission, $VBW \geq 1/T$ will be used.

Radio 2:

Test Mode	Tx On (ms)	Tx Off (ms)	VBW(kHz)	Tx On + Tx Off (ms)	Duty Cycle (%)
802.11a	2.055	0.12	0.51	2.175	94.48
802.11n(20MHz)	1.915	0.11	0.56	2.025	94.57
802.11n(40MHz)	0.915	0.132	1.1	1.047	87.39
802.11ac(20MHz)	1.920	0.04	0.56	1.960	97.96
802.11ac(40MHz)	0.918	0.069	1.1	0.987	93.01
802.11ac(80MHz)	0.426	0.063	2.4	0.489	87.12
802.11ax(20MHz)	1.475	0.04	0.68	1.515	97.36
802.11ax(40MHz)	0.744	0.066	1.5	0.810	91.85
802.11ax(80MHz)	0.375	0.069	2.7	0.444	84.46

Note 1: T means the minimum transmission duration over which the transmitter is on and is transmitting at its maximum power control level for the tested mode of operation.

Note 2: According to KDB 789033, when test for Conducted Emission Band Edge and Radiated Emission, $VBW \geq 1/T$ will be used.

Beam-forming:

Test Mode	Tx On (ms)	Tx Off (ms)	VBW(kHz)	Tx On + Tx Off (ms)	Duty Cycle (%)
802.11n(20MHz)	1.917	0.111	0.56	2.028	94.53
802.11n(40MHz)	0.909	0.135	1.2	1.044	87.07
802.11ac(20MHz)	1.920	0.04	0.56	1.960	97.96
802.11ac(40MHz)	0.918	0.066	1.1	0.984	93.29
802.11ac(80MHz)	0.426	0.063	2.4	0.489	87.12
802.11ax(20MHz)	1.475	0.045	0.68	1.520	97.04
802.11ax(40MHz)	0.747	0.063	1.5	0.810	92.22
802.11ax(80MHz)	0.378	0.066	2.7	0.444	85.14

Note 1: T means the minimum transmission duration over which the transmitter is on and is transmitting at its maximum power control level for the tested mode of operation.

Note 2: According to KDB 789033, when test for Conducted Emission Band Edge and Radiated Emission, $VBW \geq 1/T$ will be used.

Radio 3:

Test Mode	Tx On (ms)	Tx Off (ms)	VBW(kHz)	Tx On + Tx Off (ms)	Duty Cycle (%)
802.11a	2.055	0.117	0.51	2.172	94.61
802.11n(20MHz)	1.917	0.108	0.56	2.025	94.67
802.11n(40MHz)	0.912	0.135	1.1	1.047	87.11
802.11ac(20MHz)	1.920	0.045	0.56	1.965	97.71
802.11ac(40MHz)	0.918	0.063	1.1	0.981	93.58
802.11ac(80MHz)	0.424	0.068	2.4	0.492	86.18
802.11ax(20MHz)	1.479	0.039	0.68	1.518	97.43
802.11ax(40MHz)	0.753	0.057	1.5	0.810	92.96
802.11ax(80MHz)	0.376	0.07	2.7	0.446	84.30
802.11ax(160MHz)	0.236	0.031	4.3	0.267	88.39

Note 1: T means the minimum transmission duration over which the transmitter is on and is transmitting at its maximum power control level for the tested mode of operation.

Note 2: According to KDB 789033, when test for Conducted Emission Band Edge and Radiated Emission, $VBW \geq 1/T$ will be used.

Beam-forming:

Test Mode	Tx On (ms)	Tx Off (ms)	VBW(kHz)	Tx On + Tx Off (ms)	Duty Cycle (%)
802.11n(20MHz)	1.915	0.11	0.56	2.025	94.57
802.11n(40MHz)	0.915	0.132	1.1	1.047	87.39
802.11ac(20MHz)	1.910	0.045	0.56	1.955	97.70
802.11ac(40MHz)	0.918	0.063	1.1	0.981	93.58
802.11ac(80MHz)	0.426	0.063	2.4	0.489	87.12
802.11ax(20MHz)	1.455	0.065	0.75	1.520	95.72
802.11ax(40MHz)	0.744	0.069	1.5	0.813	91.51
802.11ax(80MHz)	0.375	0.069	2.7	0.444	84.46
802.11ax(160MHz)	0.252	0.030	4.3	0.282	89.36

Note 1: T means the minimum transmission duration over which the transmitter is on and is transmitting at its maximum power control level for the tested mode of operation.

Note 2: According to KDB 789033, when test for Conducted Emission Band Edge and Radiated Emission, $VBW \geq 1/T$ will be used.

2.5. Test Environment

Items	Required (IEC 68-1)	Actual
Temperature (°C)	15-35	21
Humidity (%RH)	25-75	50
Barometric pressure (mbar)	860-1060	950-1000

2.6. Uncertainty

Test Items	Uncertainty
AC Power Line Conducted Emission	$\pm 2.02\text{dB}$
Radiated Emission	Below 1GHz $\pm 3.8\text{ dB}$
	Above 1GHz $\pm 3.9\text{ dB}$
RF Antenna Port Conducted Emission	$\pm 1.27\text{dB}$
Radiated Emission Band Edge	$\pm 3.9\text{dB}$
Occupied Bandwidth	$\pm 1\text{kHz}$
Power Spectral Density	$\pm 1.27\text{dB}$
Frequency Stability	$\pm 100\text{ Hz}$

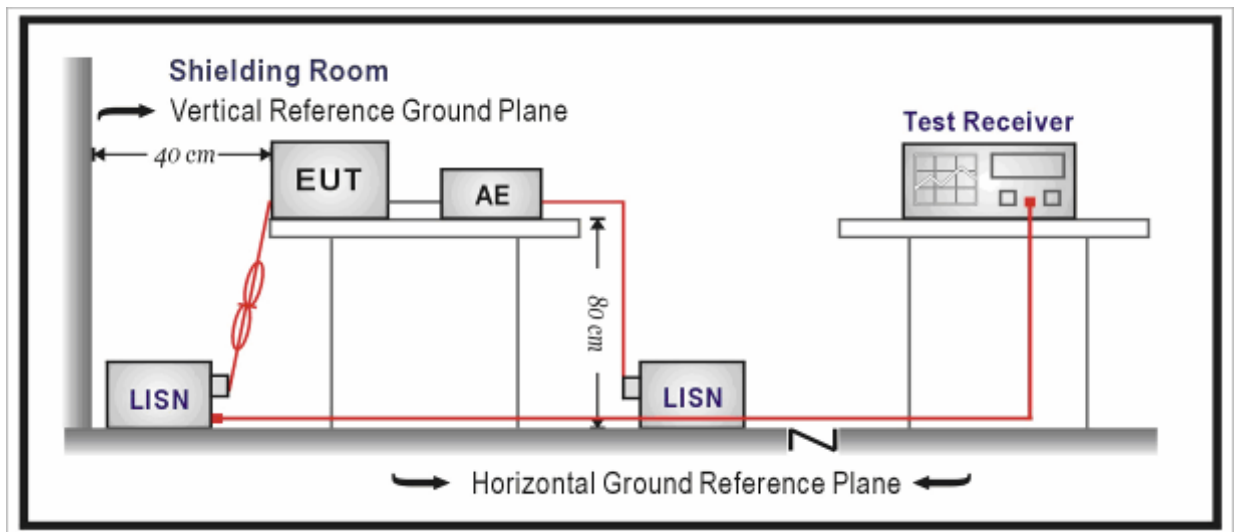
3. Conducted Emission

3.1. Test Equipment

AC Power Line Conducted Emission / TR-1					
Instrument	Manufacturer	Type No.	Serial No.	Cal. Date	Cal. Due Date
EMI Test Receiver	R&S	ESCI	100726	2021.12.15	2022.12.14
Two-Line V-Network	R&S	ENV216	100043	2021.07.11	2022.07.10
Two-Line V-Network	R&S	ENV216	100044	2022.03.12	2023.03.11
50ohm Coaxial Switch	Anritsu	MP59B	6200464462	N/A	N/A
50ohm Termination	SHX	TF2	07081401	2021.11.17	2022.11.16
Temperature/Humidity Meter	zhichen	ZC1-2	TR1-TH	2021.07.09	2022.07.08

Note: All equipment are calibrated with traceable calibrations. Each calibration is traceable to the national or international standards.

3.2. Test Setup



3.3. Limit

Frequency (MHz)	QP (dB μ V)	AV (dB μ V)
0.15 - 0.50	66 – 56	56 – 46
0.50 - 5.0	56	46
5.0 - 30	60	50

Note 1: The lower limit shall apply at the transition frequencies.

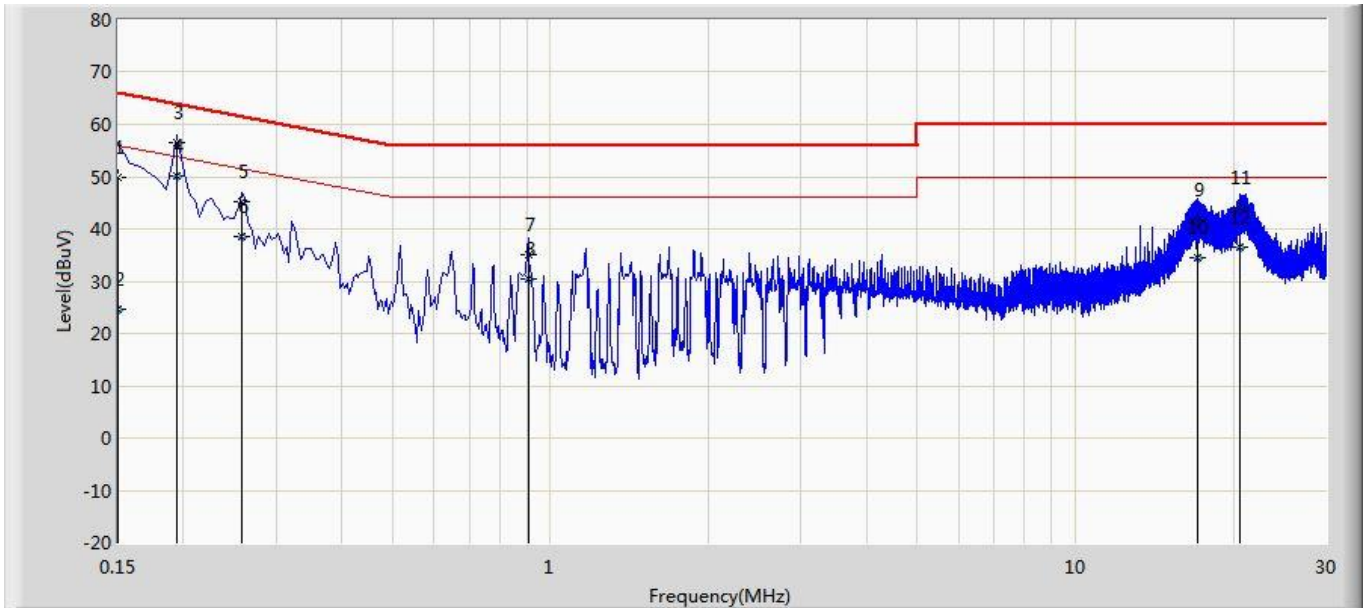
Note 2: The limit decreases linearly with the logarithm of the frequency in the range 0.15 MHz to 0.5 MHz.

3.4. Test Procedure

Test Method			
	References Rule	Chapter	Item
<input checked="" type="checkbox"/>	ANSI C63.10-2013	6.2	Standard test method for ac power-line conducted emissions from unlicensed wireless devices

3.5. Test Result

Site: TR1	Time: 2019/11/20
Limit: FCC_Part15.207_CE_AC Power	Margin: 0
Probe: ENV216_101190(0.009-30MHz)	Polarity: Line
EUT: Wireless Access Point	Power: AC 120V/60Hz
Note: Simultaneous transmission with 2.4G WIFI + 5G WIFI	

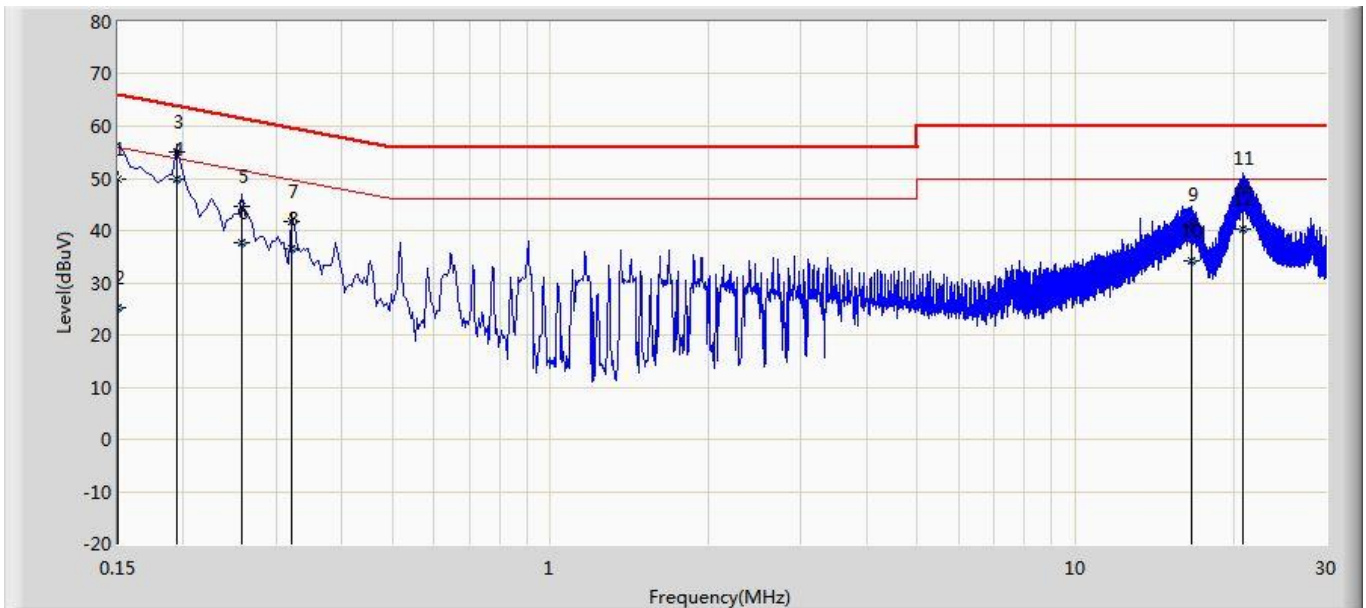


No	Mark	Frequency (MHz)	Measure Level (dBuV)	Reading Level (dBuV)	Over Limit (dB)	Limit (dBuV)	Probe (dB)	Cable (dB)	Amp (dB)	Type
1		0.150	49.896	40.296	-16.104	66.000	9.570	0.029	0.000	QP
2		0.150	24.774	15.174	-31.226	56.000	9.570	0.029	0.000	AV
3		0.194	56.574	46.959	-7.290	63.864	9.587	0.028	0.000	QP
4	*	0.194	50.011	40.396	-3.852	53.864	9.587	0.028	0.000	AV
5		0.258	45.104	35.478	-16.392	61.496	9.594	0.032	0.000	QP
6		0.258	38.532	28.906	-12.964	51.496	9.594	0.032	0.000	AV
7		0.906	35.115	25.432	-20.885	56.000	9.627	0.057	0.000	QP
8		0.906	30.304	20.621	-15.696	46.000	9.627	0.057	0.000	AV
9		17.138	41.883	31.681	-18.117	60.000	9.936	0.266	0.000	QP
10		17.138	34.557	24.355	-15.443	50.000	9.936	0.266	0.000	AV
11		20.626	44.123	33.834	-15.877	60.000	9.996	0.293	0.000	QP
12		20.626	36.523	26.233	-13.477	50.000	9.996	0.293	0.000	AV

Note:

1. " * ", means this data is the worst emission level.
2. Measurement Level = Reading Level + Factor(Probe+Cable-Amp).

Site: TR1	Time: 2019/11/20
Limit: FCC_Part15.207_CE_AC Power	Margin: 0
Probe: ENV216_101190(0.009-30MHz)	Polarity: Neutral
EUT: Wireless Access Point	Power: AC 120V/60Hz
Note: Simultaneous transmission with 2.4G WIFI + 5G WIFI	



No	Mark	Frequency (MHz)	Measure Level (dBuV)	Reading Level (dBuV)	Over Limit (dB)	Limit (dBuV)	Probe (dB)	Cable (dB)	Amp (dB)	Type
1		0.150	49.990	40.391	-16.010	66.000	9.570	0.029	0.000	QP
2		0.150	25.204	15.604	-30.796	56.000	9.570	0.029	0.000	AV
3		0.194	55.046	45.431	-8.817	63.864	9.587	0.028	0.000	QP
4	*	0.194	49.937	40.322	-3.926	53.864	9.587	0.028	0.000	AV
5		0.258	44.677	35.051	-16.819	61.496	9.594	0.032	0.000	QP
6		0.258	37.732	28.106	-13.764	51.496	9.594	0.032	0.000	AV
7		0.322	41.694	32.062	-17.961	59.655	9.598	0.035	0.000	QP
8		0.322	36.449	26.816	-13.206	49.655	9.598	0.035	0.000	AV
9		16.618	41.150	30.912	-18.850	60.000	9.976	0.262	0.000	QP
10		16.618	34.167	23.929	-15.833	50.000	9.976	0.262	0.000	AV
11		20.822	48.030	37.667	-11.970	60.000	10.068	0.295	0.000	QP
12		20.822	40.153	29.790	-9.847	50.000	10.068	0.295	0.000	AV

Note:

1. " * ", means this data is the worst emission level.
2. Measurement Level = Reading Level + Factor(Probe+Cable-Amp).

4. Radiated Emission

4.1. Test Equipment

Radiated Emission(Below 1GHz) / AC-2					
Instrument	Manufacturer	Type No.	Serial No.	Cal. Date	Cal. Due Date
EMI Test Receiver	R&S	ESCI	100573	2021.10.30	2022.10.29
Loop Antenna	R&S	HFH2-Z2	833799/003	N/A	N/A
Bilog Antenna	Teseq GmbH	CBL6112D	27611	2021.06.30	2022.06.29
Coaxial Cable	Huber+Suhner	SUCOFLEX 106	AC2-C	2021.05.23	2022.05.22
Temperature/Humidity Meter	Zhichen	ZC1-2	AC2-TH	2021.11.08	2022.11.07

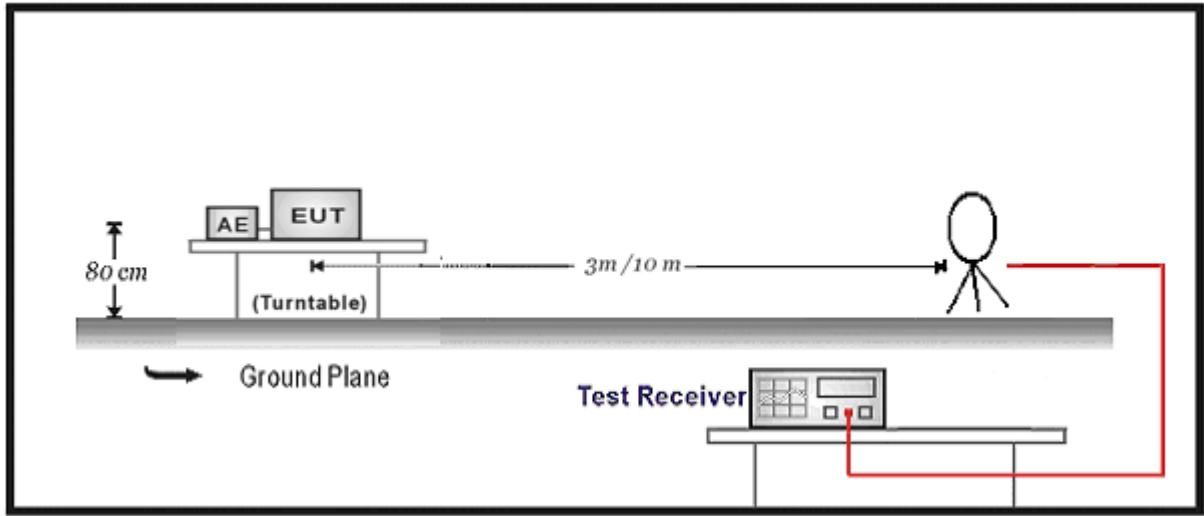
Note: All equipment are calibrated with traceable calibrations. Each calibration is traceable to the national or international standards.

Radiated Emission(Above 1GHz) / AC-5					
Instrument	Manufacturer	Type No.	Serial No.	Cal. Date	Cal. Due Date
Pre-Amplifier	SKET	LNPA_0118G-45	SK2021090101	2021.12.13	2022.12.12
DRG Horn Antenna	ETS-Lindgren	3117	00167055	2021.08.23	2022.08.22
Broad-Band Horn Antenna	Schwarzbeck	BBHA9170	294	2021.08.23	2022.08.22
Coaxial Cable	ROSENBERGER	LA1-C011-2000/3000	AC5-40G	2022.03.21	2023.03.20
MXA Signal Analyzer	Keysight	N9020B	MY60112218	2022.01.09	2023.01.08
Coaxial Cable	ROSENBERGER	LA1-C011-2000/3000	AC5-40G-2	2021.05.22	2022.05.21
Temperature/Humidity Meter	Zhichen	ZC1-2	AC5-TH	2021.07.09	2022.07.08

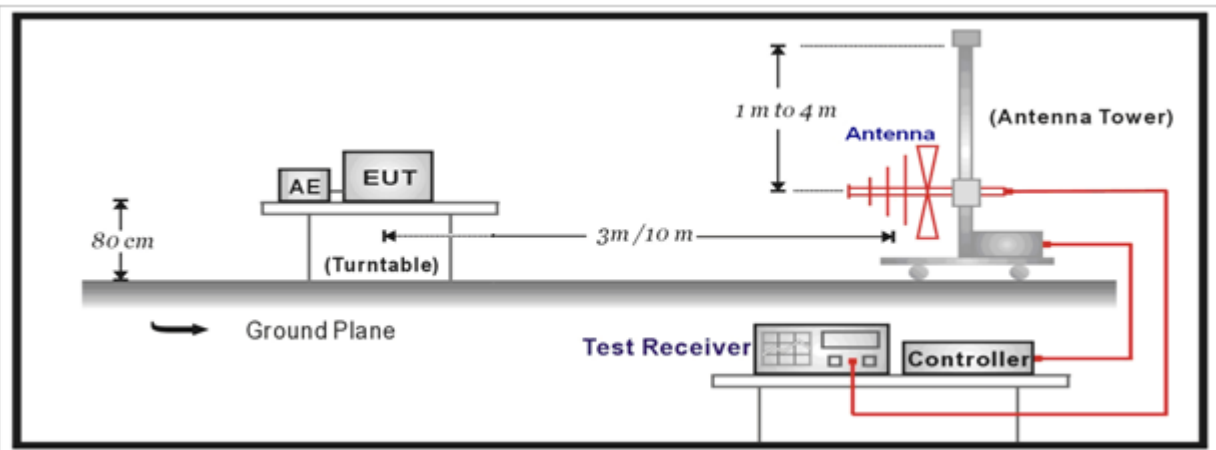
Note: All equipment are calibrated with traceable calibrations. Each calibration is traceable to the national or international standards.

4.2. Test Setup

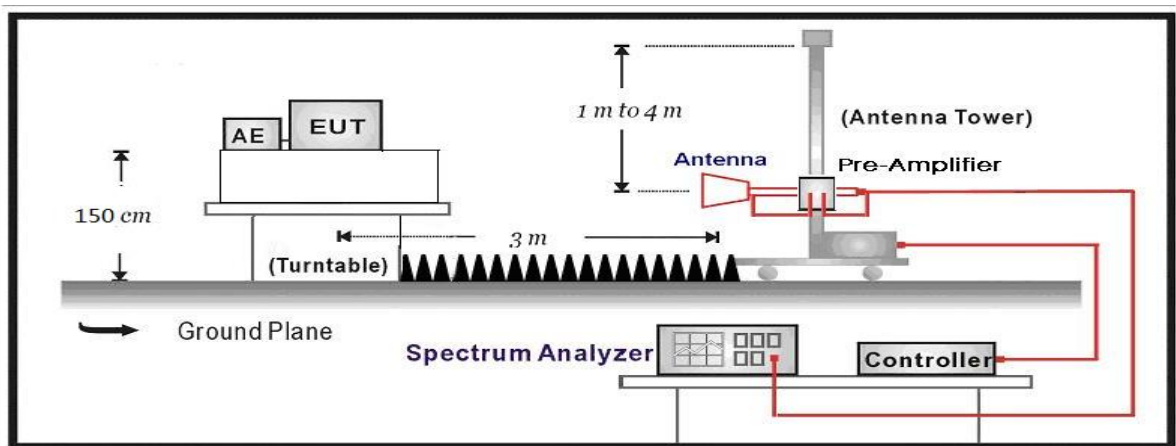
Below 30MHz Test Setup:



30MHz-1GHz Test Setup:



Above 1GHz Test Setup:



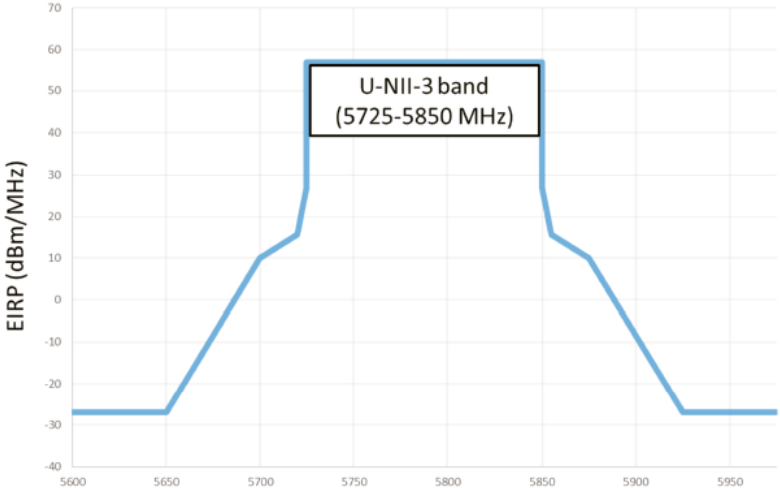
4.3. Limit

FCC Part 15 Subpart C Paragraph 15.209 (Restricted Band Emissions Limit)		
Frequency (MHz)	Distance (m)	Level (dB μ V/m)
0.009-0.490	300	2400/F(kHz)
0.490-1.705	30	24000/F(kHz)
1.705-30.0	30	30
30-88	3	100**
88-216	3	150**
216-960	3	200**
Above 960	3	500

Note 1: At frequencies below 30 MHz, measurements may be performed at a distance closer than that specified in the regulations; however, an attempt should be made to avoid making measurements in the near field. Pending the development of an appropriate measurement procedure for measurements performed below 30 MHz, when performing measurements at a closer distance than specified, the results shall be extrapolated to the specified distance by either making measurements at a minimum of two distances on at least one radial to determine the proper extrapolation factor or by using the square of an inverse linear distance extrapolation factor (40 dB/decade).

Note 2: At frequencies at or above 30 MHz, measurements may be performed at a distance other than what is specified provided: measurements are not made in the near field except where it can be shown that near field measurements are appropriate due to the characteristics of the device; and it can be demonstrated that the signal levels needed to be measured at the distance employed can be detected by the measurement equipment. Measurements shall not be performed at a distance greater than 30 meters unless it can be further demonstrated that measurements at a distance of 30 meters or less are impractical. When performing measurements at a distance other than that specified, the results shall be extrapolated to the specified distance using an extrapolation factor of 20 dB/decade (inverse linear-distance for field strength measurements; inverse-linear-distance-squared for power density measurements).


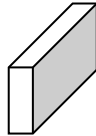

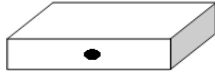



FCC Part 15 Subpart C Paragraph 15.205 (Restricted Band)			
Frequency (MHz)	Frequency (MHz)	Frequency (MHz)	Frequency (GHz)
0.090 – 0.110	16.42 – 16.423	399.9 – 410	4.5 – 5.15
0.495 – 0.505	16.69475 – 16.69525	608 – 614	5.35 – 5.46
2.1735 – 2.1905	16.80425 – 16.80475	960 – 1240	7.25 – 7.75
4.125 – 4.128	25.5 – 25.67	1300 – 1427	8.025 – 8.5
4.17725 – 4.17775	37.5 – 38.25	1435 – 1626.5	9.0 – 9.2
4.20725 – 4.20775	73 – 74.6	1645.5 – 1646.5	9.3 – 9.5
6.215 – 6.218	74.8 – 75.2	1660 – 1710	10.6 – 12.7
6.26775 – 6.26825	108 – 121.94	1718.8 – 1722.2	13.25 – 13.4
6.31175 – 6.31225	123 – 138	2200 – 2300	14.47 – 14.5
8.291 – 8.294	149.9 – 150.05	2310 – 2390	15.35 – 16.2
8.362 – 8.366	156.52475 – 156.52525	2483.5 – 2500	17.7 – 21.4
8.37625 – 8.38675	156.7 – 156.9	2690 – 2900	22.01 – 23.12
8.81425 – 8.81475	162.0125 – 167.17	3260 – 3267	23.6 – 24.0
12.29 – 12.293	167.72 – 173.2	3332 – 3339	31.2 – 31.8
12.51975 – 12.52025	240 – 285	3345.8 – 3358	36.43 – 36.5
12.57675 – 12.57725	322 – 335.4	3600 – 4400	
13.36 – 13.41			

FCC Part 15 Subpart C Paragraph 15.407(5)(b) (Unrestricted Band Emissions Limit)		
Operating Frequency Band (MHz)	EIRP Limit (dBm/MHz)	Equivalent Field Strength at 3m (dB μ V/m)
5150 - 5250	-27	68.3
5250 - 5350	-27	68.3
5470 - 5725	-27	68.3
Operating Frequency Band (MHz)	EIRP Limit (dBm/MHz)	
5725 - 5850	 <p>The graph plots EIRP (dBm/MHz) on the y-axis (ranging from -40 to 70) against Frequency (MHz) on the x-axis (ranging from 5600 to 5950). A blue line shows the EIRP profile. It is constant at -27 dBm/MHz from 5600 to 5650 MHz. Between 5650 and 5725 MHz, it rises to a peak of approximately 55 dBm/MHz. From 5725 to 5850 MHz, it remains constant at 55 dBm/MHz. Between 5850 and 5900 MHz, it falls back to -27 dBm/MHz. From 5900 to 5950 MHz, it remains constant at -27 dBm/MHz. A box highlights the 'U-NII-3 band (5725-5850 MHz)'.</p>	

4.4. Test Procedure

Test Method			
	References Rule	Chapter	Description
<input type="checkbox"/>	ANSI C63.10	12.7.3	Emissions in non-restricted frequency bands
<input checked="" type="checkbox"/>	ANSI C63.10	12.7.2	Emissions in restricted frequency bands
	<input checked="" type="checkbox"/> ANSI C63.10	12.7.5	Radiated emission measurements
	<input checked="" type="checkbox"/> ANSI C63.10	12.7.6	Procedure for peak unwanted emissions measurements above 1000 MHz
	<input checked="" type="checkbox"/> ANSI C63.10	12.7.7	Procedures for average unwanted emissions measurements above 1000 MHz
	<input type="checkbox"/> ANSI C63.10	12.7.7.2	Method AD (average detection)—primary method
	<input checked="" type="checkbox"/> ANSI C63.10	12.7.7.3	Method VB-A (Alternative)
	<input checked="" type="checkbox"/> ANSI C63.10	6.4	Radiated emissions from unlicensed wireless devices below 30 MHz
	<input checked="" type="checkbox"/> ANSI C63.10	6.5	Radiated emissions from unlicensed wireless devices in the frequency range of 30 MHz to 1000 MHz
	<input checked="" type="checkbox"/> ANSI C63.10	6.6	Radiated emissions from unlicensed wireless devices above 1 GHz
<input type="checkbox"/>	FCC KDB 789033 D02v02r01	G.2	Unwanted Emissions that fall Outside of the Restricted Bands
<input type="checkbox"/>	FCC KDB 789033 D02v02r01	G.1	Unwanted Emissions in the Restricted Bands
	<input type="checkbox"/> FCC KDB 789033 D02v02r01	G.4	Procedure for Unwanted Emissions Measurements below 1000 MHz
	<input type="checkbox"/> FCC KDB 789033 D02v02r01	G.5	Procedure for Unwanted Maximum Emissions Measurements above 1000 MHz
	<input type="checkbox"/> FCC KDB 789033 D02v02r01	G.6	Procedures for Average Unwanted Emissions Measurements above 1000 MHz
	<input type="checkbox"/> FCC KDB 789033 D02v02r01	G.6.c	Method AD (Average detection)—primary method
	<input type="checkbox"/> FCC KDB 789033 D02v02r01	G.6.d	Method VB (Averaging using reduced video bandwidth): Alternative method.

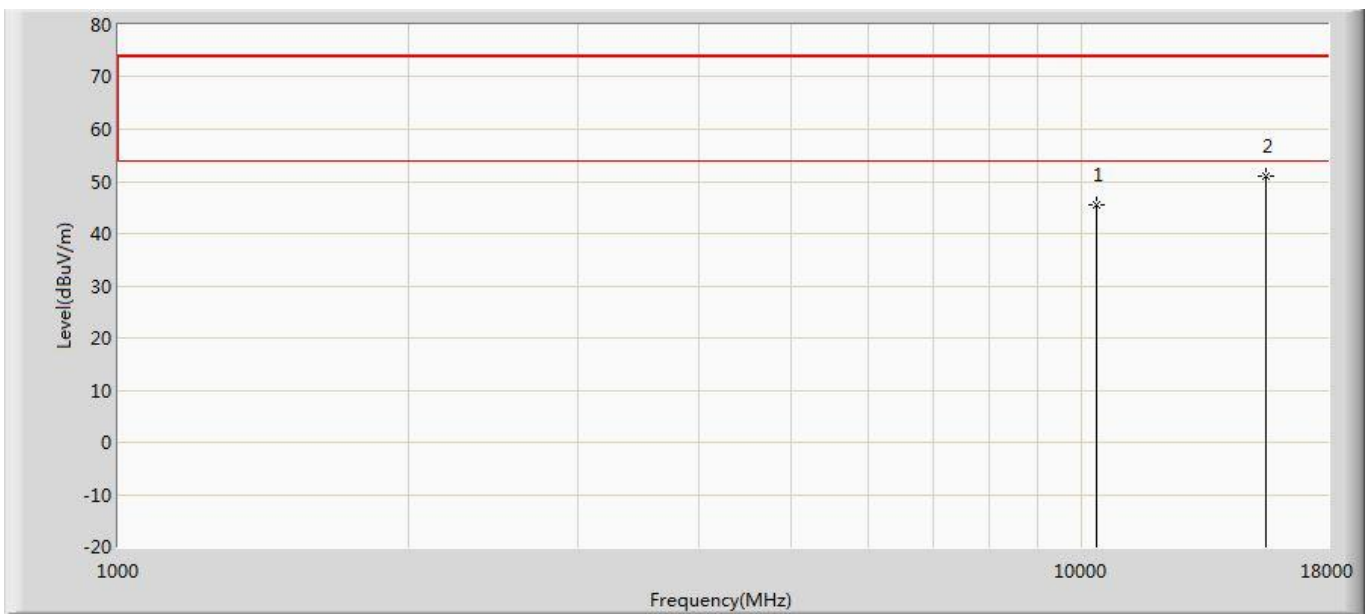
4.5. EUT test Axis definition

Item	Radiated Emission			
Device Category	<input checked="" type="checkbox"/>	Indoor use		
	<input type="checkbox"/>	Outdoor use		
	<input type="checkbox"/>	Fix position use		
	<input type="checkbox"/>	Client use		
Test mode	Mode 1-10			
Test method	<input checked="" type="checkbox"/>	Radiated		
		X Axis	Y Axis	Z Axis
				
		Worst Axis <input checked="" type="checkbox"/>	Worst Axis <input type="checkbox"/>	Worst Axis <input type="checkbox"/>
	<input type="checkbox"/>	Conducted		
	<input type="checkbox"/>	Chain 1		
				
	<input type="checkbox"/>	Chain 1	Chain 2	
				
	<input type="checkbox"/>	Chain 1	Chain 2	Chain 3
				
<input type="checkbox"/>	Chain 1	Chain 2	Chain 3	Chain 4
				

4.6. Test Result

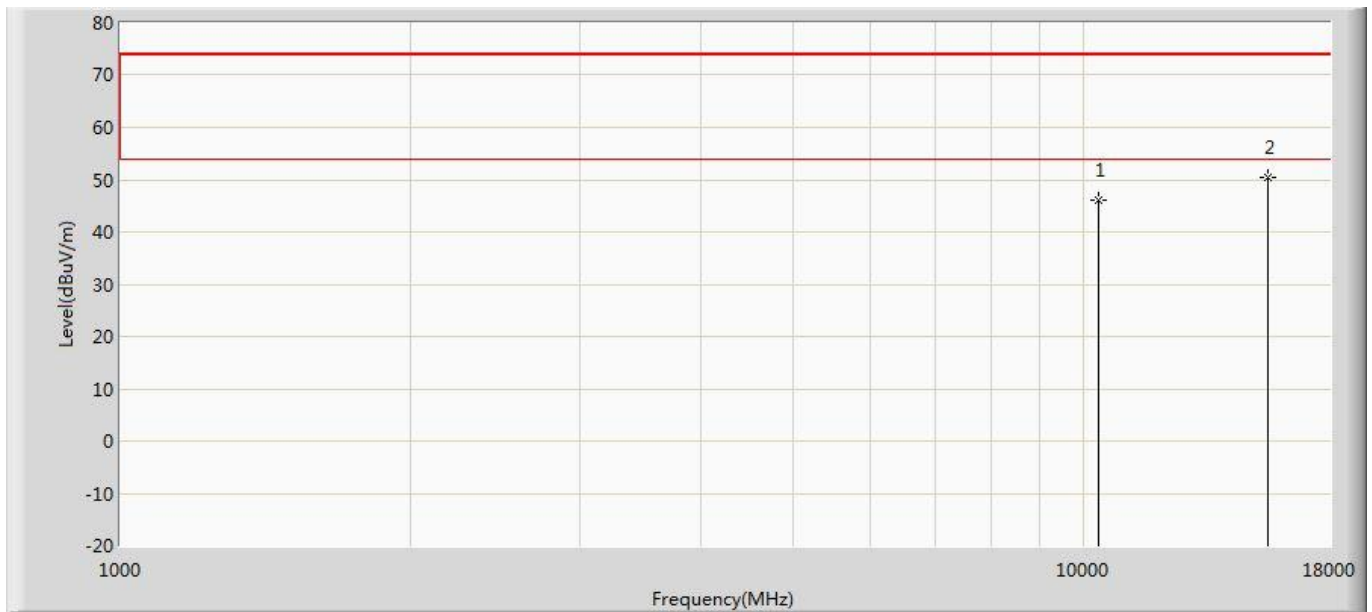
Radio 1:

Profile: 1992128R	Page No.: 81
Engineer: YULIU	
Site: AC5	Time: 2019/11/19 - 05:52
Limit: FCC_Part15.209_RE(3m)	Margin: 0
Probe: Horn_3117_00167055(1-18GHz)	Polarity: Vertical
EUT: AP410C	Power: AC 120V/60Hz
Note: Mode 1:Transmit at 5180MHz by 802.11a	



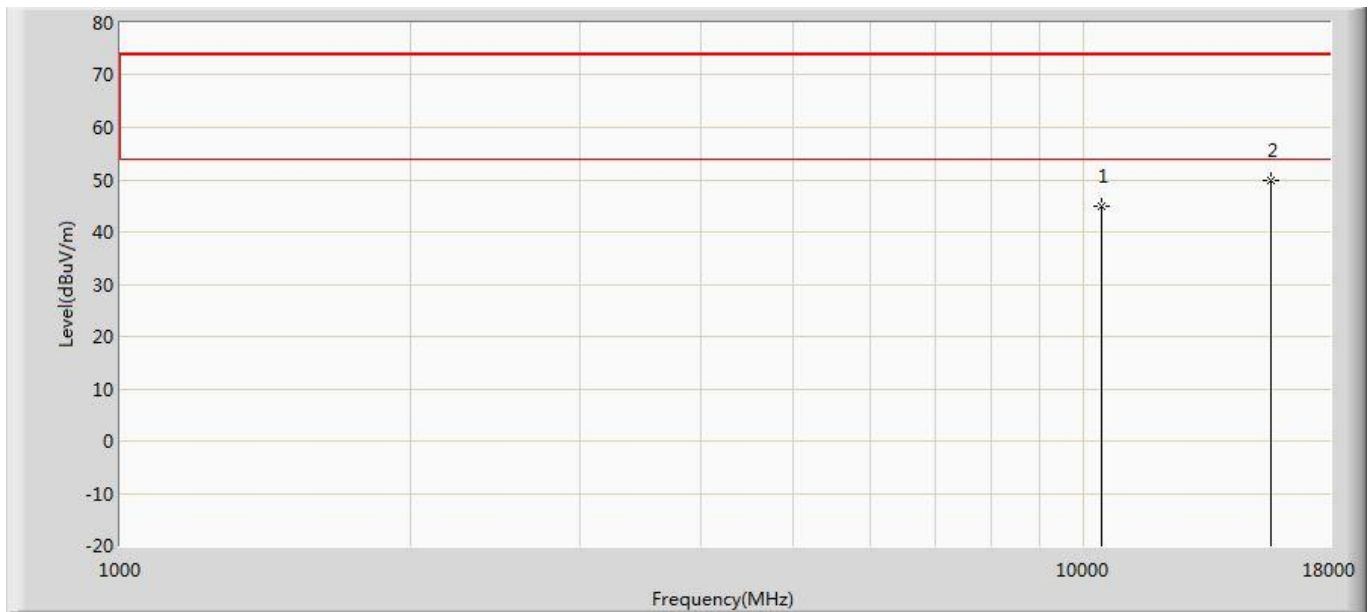
No	Mark	Frequency (MHz)	Measure Level (dBuV/m)	Reading Level (dBuV)	Over Limit (dB)	Limit (dBuV/m)	Factor (dB)	Type
1		10360.000	45.374	33.616	-28.626	74.000	11.757	PK
2	*	15540.000	51.121	33.650	-22.879	74.000	17.471	PK

Profile: 1992128R	Page No.: 82
Engineer: YULIU	
Site: AC5	Time: 2019/11/19 - 05:52
Limit: FCC_Part15.209_RE(3m)	Margin: 0
Probe: Horn_3117_00167055(1-18GHz)	Polarity: Horizontal
EUT: AP410C	Power: AC 120V/60Hz
Note: Mode 1:Transmit at 5180MHz by 802.11a	



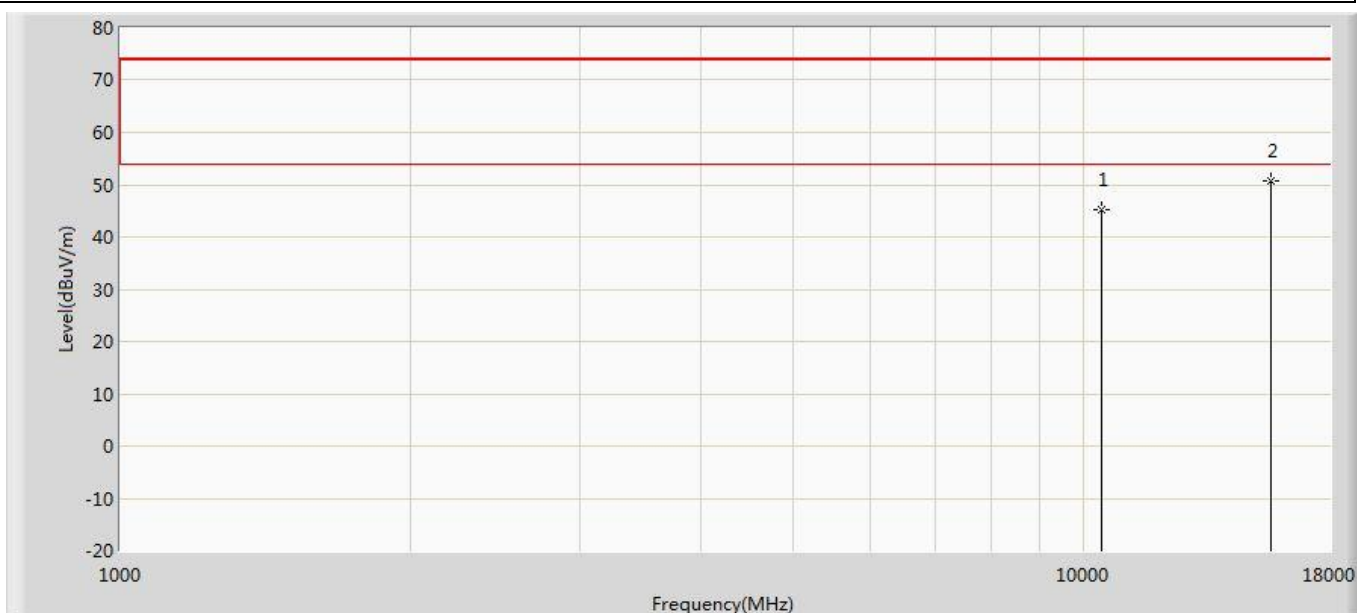
No	Mark	Frequency (MHz)	Measure Level (dBuV/m)	Reading Level (dBuV)	Over Limit (dB)	Limit (dBuV/m)	Factor (dB)	Type
1		10360.000	46.017	34.259	-27.983	74.000	11.757	PK
2	*	15540.000	50.293	32.822	-23.707	74.000	17.471	PK

Profile: 1992128R	Page No.: 83
Engineer: YULIU	
Site: AC5	Time: 2019/11/19 - 05:52
Limit: FCC_Part15.209_RE(3m)	Margin: 0
Probe: Horn_3117_00167055(1-18GHz)	Polarity: Vertical
EUT: AP410C	Power: AC 120V/60Hz
Note: Mode 1:Transmit at 5220MHz by 802.11a	



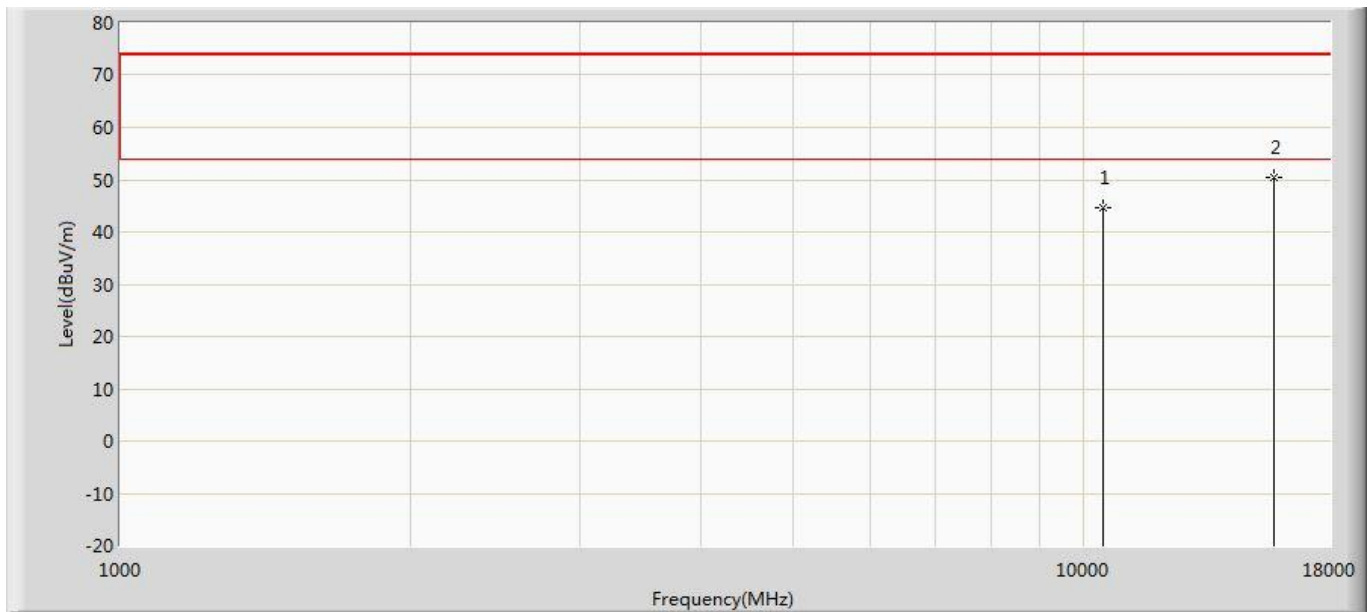
No	Mark	Frequency (MHz)	Measure Level (dBuV/m)	Reading Level (dBuV)	Over Limit (dB)	Limit (dBuV/m)	Factor (dB)	Type
1		10440.000	44.976	32.625	-29.024	74.000	12.351	PK
2	*	15660.000	49.998	32.471	-24.002	74.000	17.527	PK

Profile: 1992128R	Page No.: 84
Engineer: YULIU	
Site: AC5	Time: 2019/11/19 - 05:52
Limit: FCC_Part15.209_RE(3m)	Margin: 0
Probe: Horn_3117_00167055(1-18GHz)	Polarity: Horizontal
EUT: AP410C	Power: AC 120V/60Hz
Note: Mode 1:Transmit at 5220MHz by 802.11a	



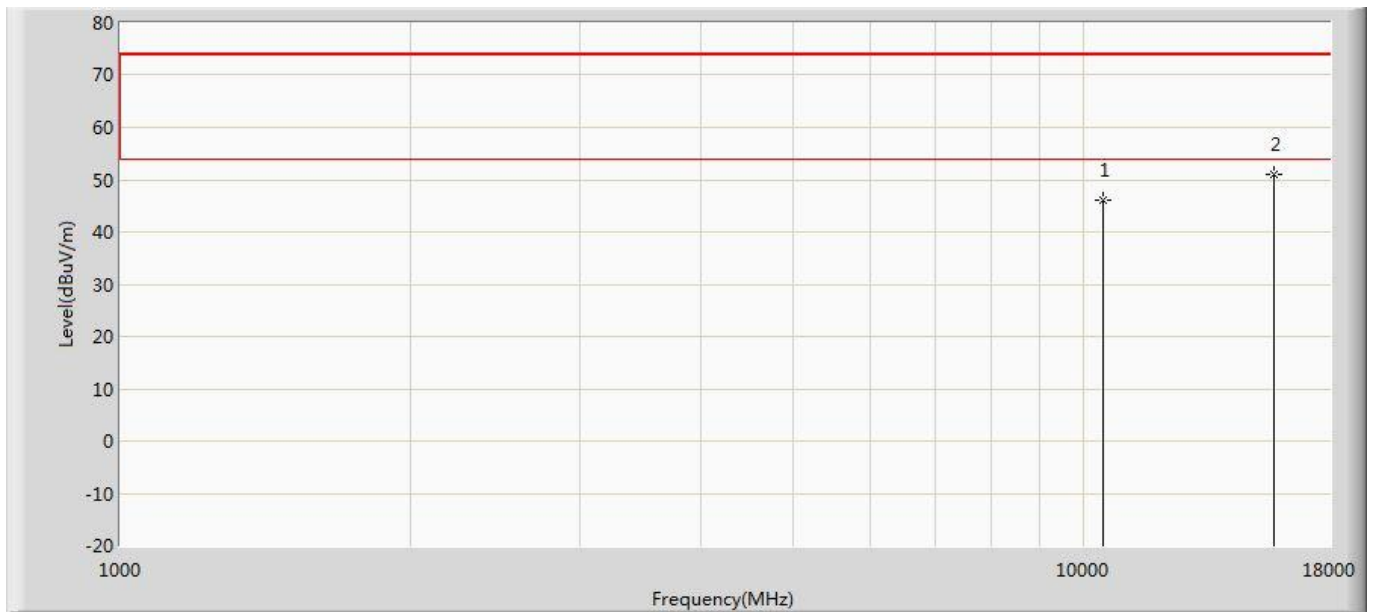
No	Mark	Frequency (MHz)	Measure Level (dBuV/m)	Reading Level (dBuV)	Over Limit (dB)	Limit (dBuV/m)	Factor (dB)	Type
1		10440.000	45.157	32.806	-28.843	74.000	12.351	PK
2	*	15660.000	50.824	33.297	-23.176	74.000	17.527	PK

Profile: 1992128R	Page No.: 85
Engineer: YULIU	
Site: AC5	Time: 2019/11/19 - 05:52
Limit: FCC_Part15.209_RE(3m)	Margin: 0
Probe: Horn_3117_00167055(1-18GHz)	Polarity: Vertical
EUT: AP410C	Power: AC 120V/60Hz
Note: Mode 1:Transmit at 5240MHz by 802.11a	



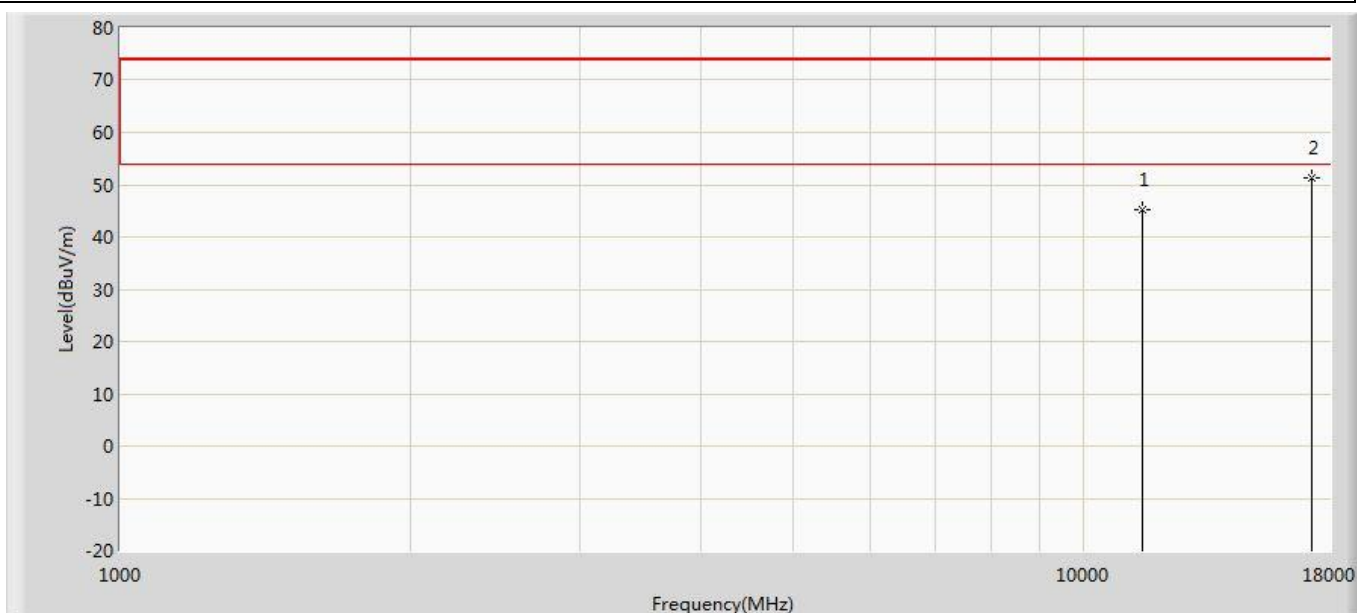
No	Mark	Frequency (MHz)	Measure Level (dBuV/m)	Reading Level (dBuV)	Over Limit (dB)	Limit (dBuV/m)	Factor (dB)	Type
1		10480.000	44.677	32.610	-29.323	74.000	12.068	PK
2	*	15720.000	50.379	32.228	-23.621	74.000	18.152	PK

Profile: 1992128R	Page No.: 86
Engineer: YULIU	
Site: AC5	Time: 2019/11/19 - 05:52
Limit: FCC_Part15.209_RE(3m)	Margin: 0
Probe: Horn_3117_00167055(1-18GHz)	Polarity: Horizontal
EUT: AP410C	Power: AC 120V/60Hz
Note: Mode 1:Transmit at 5240MHz by 802.11a	



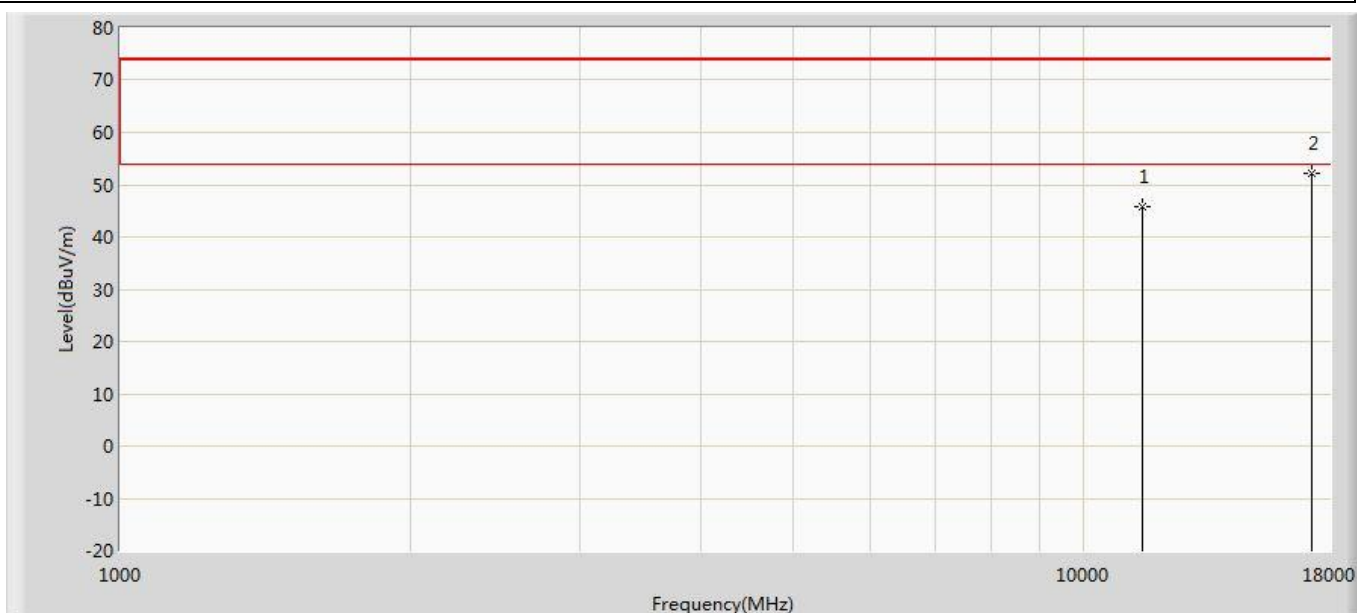
No	Mark	Frequency (MHz)	Measure Level (dBuV/m)	Reading Level (dBuV)	Over Limit (dB)	Limit (dBuV/m)	Factor (dB)	Type
1		10480.000	46.057	33.990	-27.943	74.000	12.068	PK
2	*	15720.000	50.912	32.761	-23.088	74.000	18.152	PK

Profile: 1992128R	Page No.: 87
Engineer: YULIU	
Site: AC5	Time: 2019/11/19 - 05:52
Limit: FCC_Part15.209_RE(3m)	Margin: 0
Probe: Horn_3117_00167055(1-18GHz)	Polarity: Vertical
EUT: AP410C	Power: AC 120V/60Hz
Note: Mode 1:Transmit at 5745MHz by 802.11a	



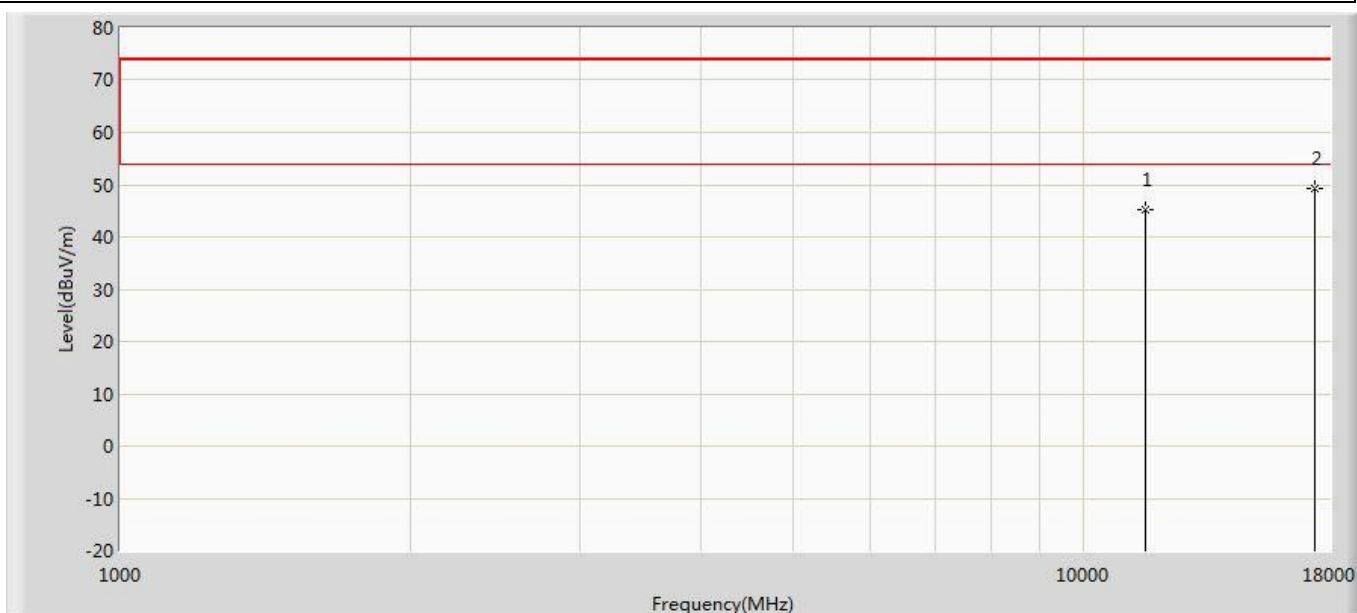
No	Mark	Frequency (MHz)	Measure Level (dBuV/m)	Reading Level (dBuV)	Over Limit (dB)	Limit (dBuV/m)	Factor (dB)	Type
1		11490.000	45.141	31.210	-28.859	74.000	13.931	PK
2	*	17235.000	51.436	31.155	-22.564	74.000	20.281	PK

Profile: 1992128R	Page No.: 88
Engineer: YULIU	
Site: AC5	Time: 2019/11/19 - 05:53
Limit: FCC_Part15.209_RE(3m)	Margin: 0
Probe: Horn_3117_00167055(1-18GHz)	Polarity: Horizontal
EUT: AP410C	Power: AC 120V/60Hz
Note: Mode 1:Transmit at 5745MHz by 802.11a	



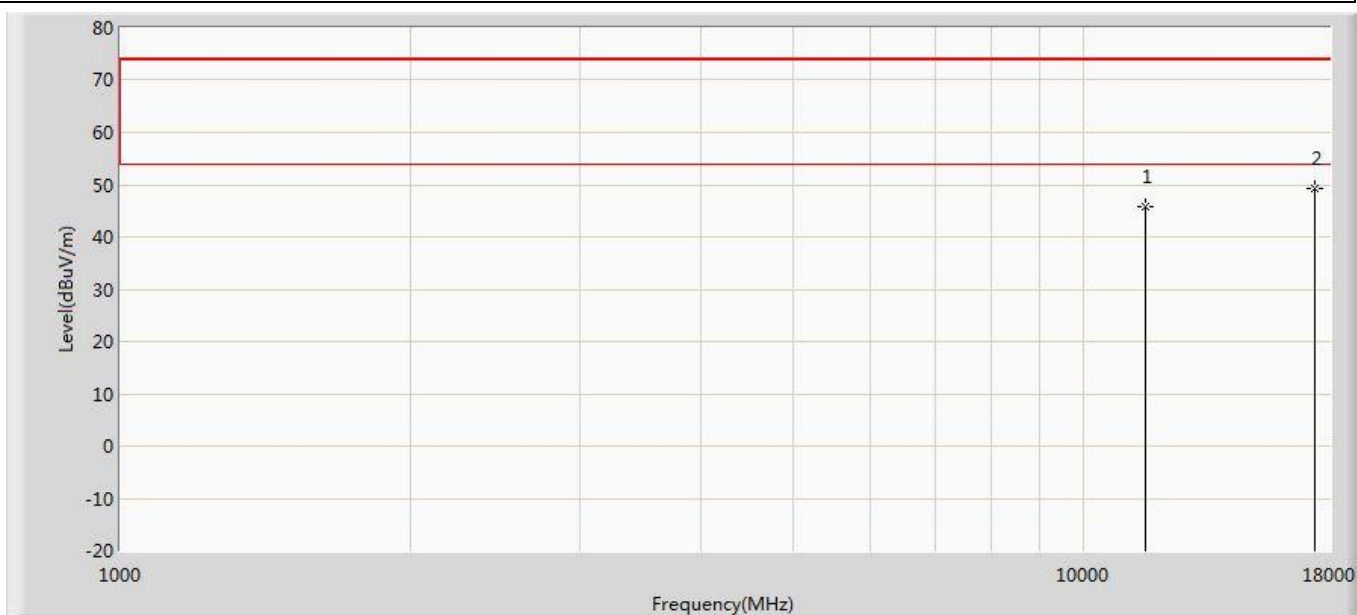
No	Mark	Frequency (MHz)	Measure Level (dBuV/m)	Reading Level (dBuV)	Over Limit (dB)	Limit (dBuV/m)	Factor (dB)	Type
1		11490.000	45.805	31.874	-28.195	74.000	13.931	PK
2	*	17235.000	52.093	31.812	-21.907	74.000	20.281	PK

Profile: 1992128R	Page No.: 89
Engineer: YULIU	
Site: AC5	Time: 2019/11/19 - 05:53
Limit: FCC_Part15.209_RE(3m)	Margin: 0
Probe: Horn_3117_00167055(1-18GHz)	Polarity: Vertical
EUT: AP410C	Power: AC 120V/60Hz
Note: Mode 1:Transmit at 5785MHz by 802.11a	



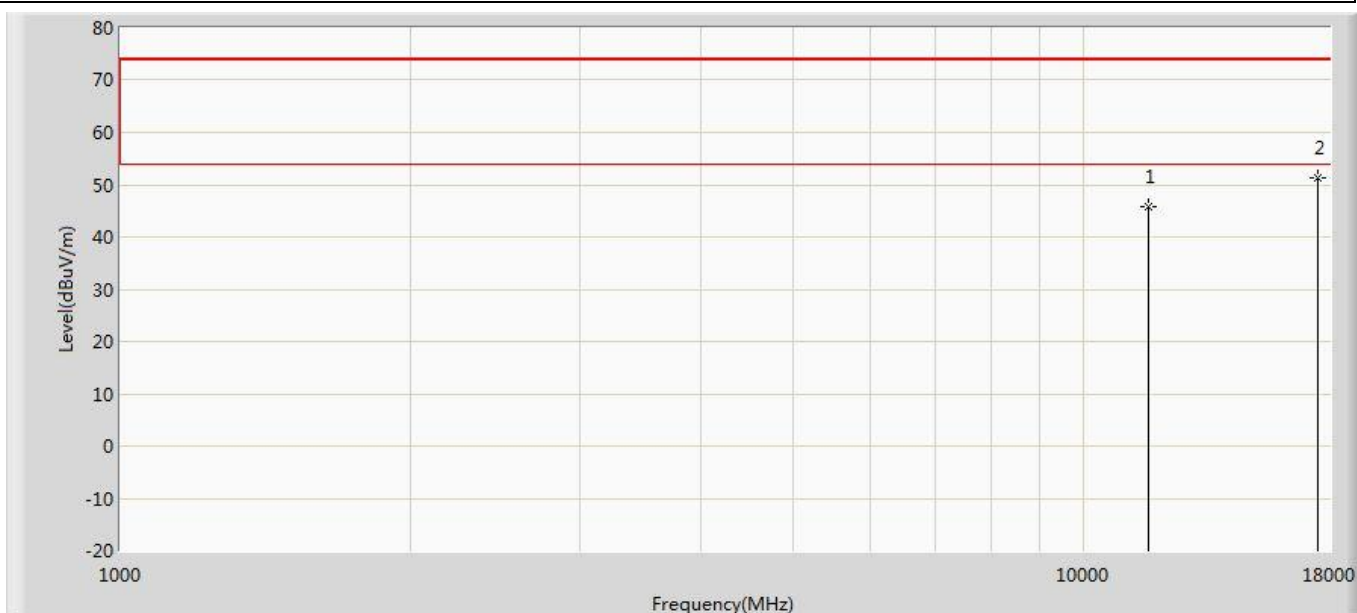
No	Mark	Frequency (MHz)	Measure Level (dBuV/m)	Reading Level (dBuV)	Over Limit (dB)	Limit (dBuV/m)	Factor (dB)	Type
1		11570.000	45.245	31.031	-28.755	74.000	14.214	PK
2	*	17355.000	49.377	29.614	-24.623	74.000	19.762	PK

Profile: 1992128R	Page No.: 90
Engineer: YULIU	
Site: AC5	Time: 2019/11/19 - 05:53
Limit: FCC_Part15.209_RE(3m)	Margin: 0
Probe: Horn_3117_00167055(1-18GHz)	Polarity: Horizontal
EUT: AP410C	Power: AC 120V/60Hz
Note: Mode 1:Transmit at 5785MHz by 802.11a	



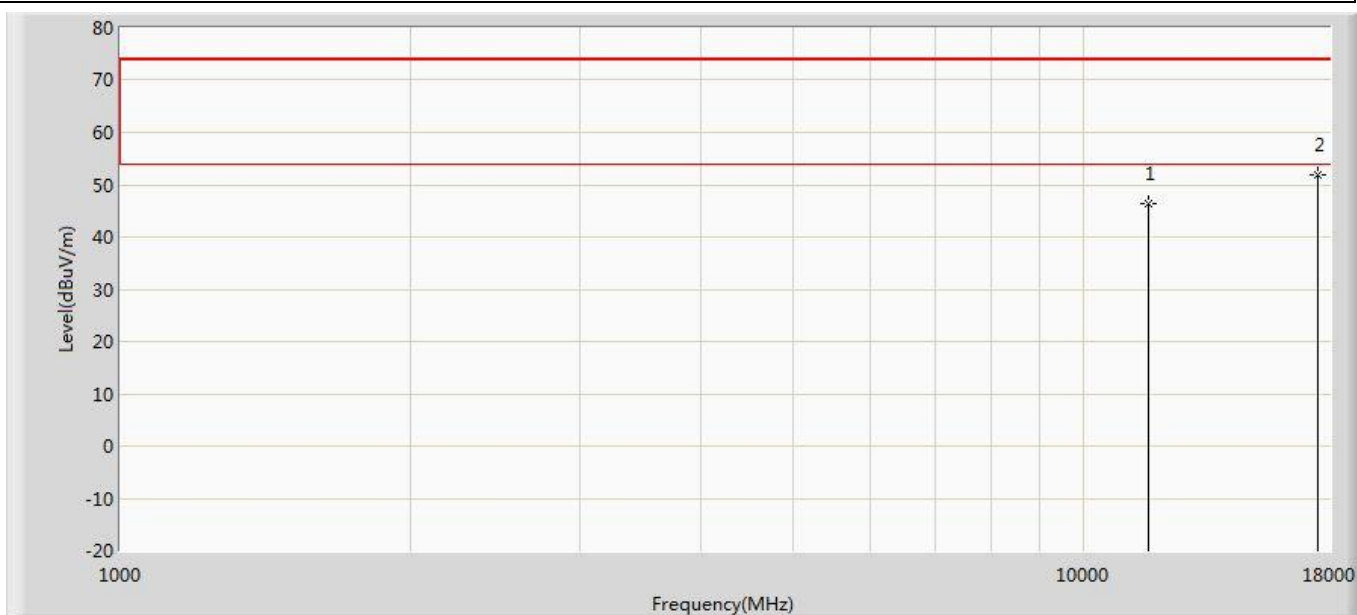
No	Mark	Frequency (MHz)	Measure Level (dBuV/m)	Reading Level (dBuV)	Over Limit (dB)	Limit (dBuV/m)	Factor (dB)	Type
1		11570.000	45.808	31.594	-28.192	74.000	14.214	PK
2	*	17355.000	49.194	29.431	-24.806	74.000	19.762	PK

Profile: 1992128R	Page No.: 91
Engineer: YULIU	
Site: AC5	Time: 2019/11/19 - 05:53
Limit: FCC_Part15.209_RE(3m)	Margin: 0
Probe: Horn_3117_00167055(1-18GHz)	Polarity: Vertical
EUT: AP410C	Power: AC 120V/60Hz
Note: Mode 1:Transmit at 5825MHz by 802.11a	



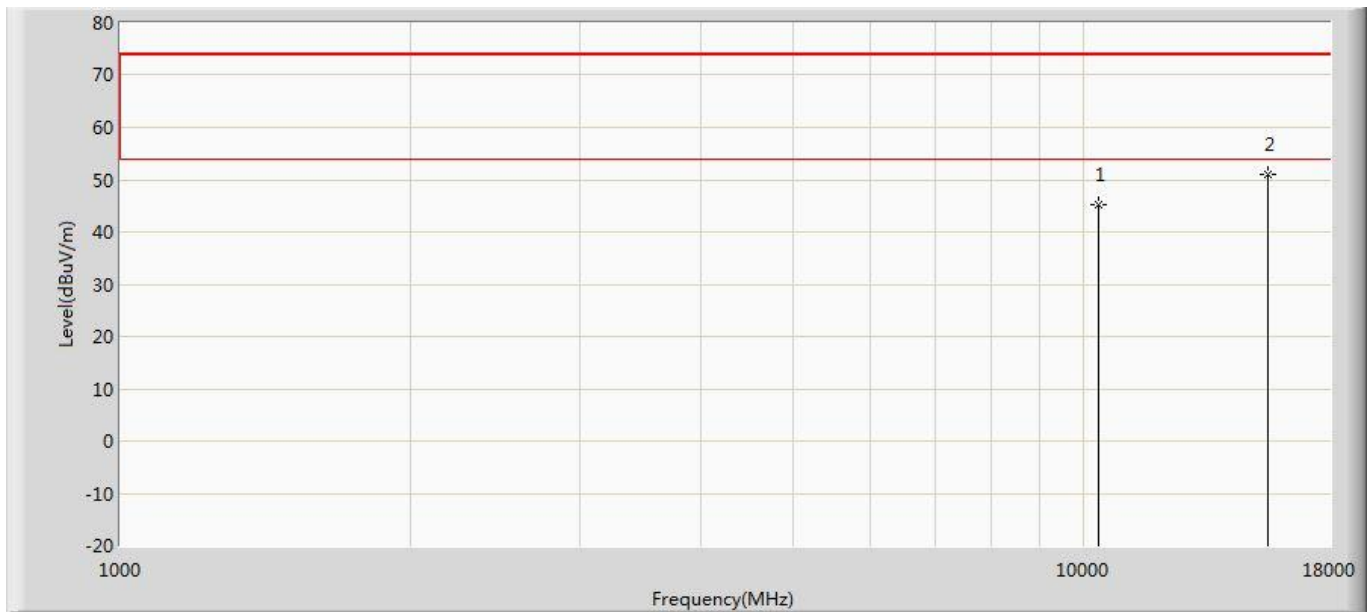
No	Mark	Frequency (MHz)	Measure Level (dBuV/m)	Reading Level (dBuV)	Over Limit (dB)	Limit (dBuV/m)	Factor (dB)	Type
1		11650.000	45.906	31.329	-28.094	74.000	14.577	PK
2	*	17475.000	51.422	31.513	-22.578	74.000	19.909	PK

Profile: 1992128R	Page No.: 92
Engineer: YULIU	
Site: AC5	Time: 2019/11/19 - 05:53
Limit: FCC_Part15.209_RE(3m)	Margin: 0
Probe: Horn_3117_00167055(1-18GHz)	Polarity: Horizontal
EUT: AP410C	Power: AC 120V/60Hz
Note: Mode 1:Transmit at 5825MHz by 802.11a	



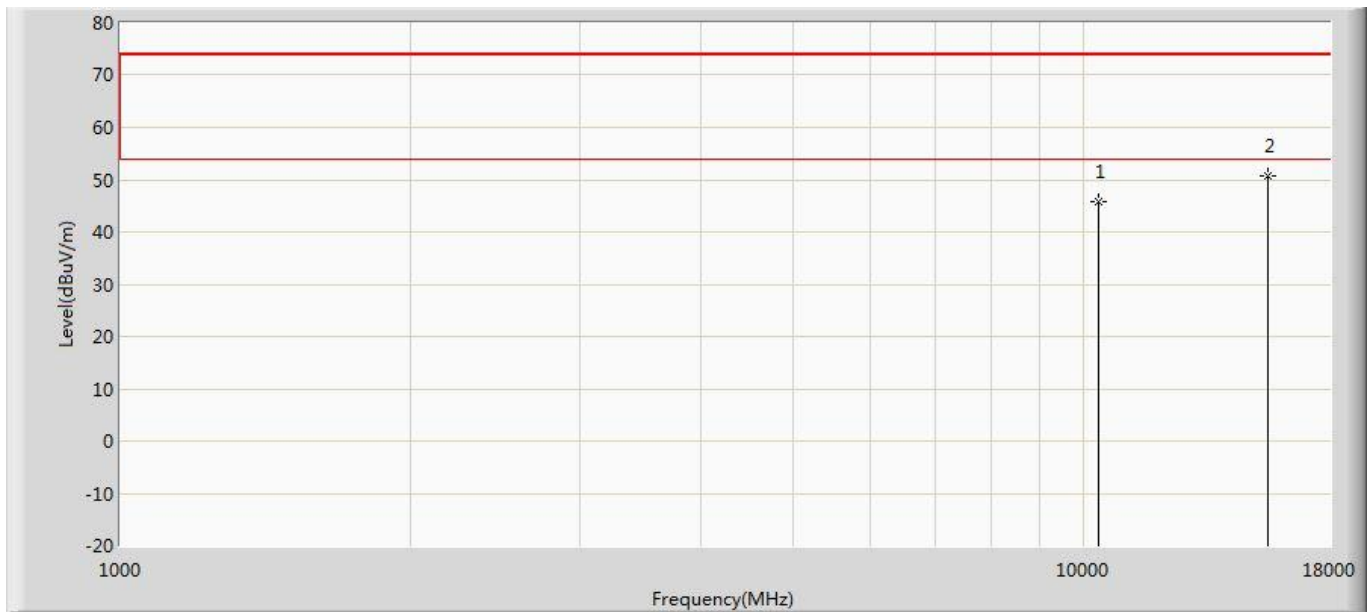
No	Mark	Frequency (MHz)	Measure Level (dBuV/m)	Reading Level (dBuV)	Over Limit (dB)	Limit (dBuV/m)	Factor (dB)	Type
1		11650.000	46.272	31.695	-27.728	74.000	14.577	PK
2	*	17475.000	51.960	32.051	-22.040	74.000	19.909	PK

Profile: 1992128R	Page No.: 93
Engineer: YULIU	
Site: AC5	Time: 2019/11/19 - 05:53
Limit: FCC_Part15.209_RE(3m)	Margin: 0
Probe: Horn_3117_00167055(1-18GHz)	Polarity: Vertical
EUT: AP410C	Power: AC 120V/60Hz
Note: Mode 2:Transmit at 5180MHz by 802.11n(20MHz)	



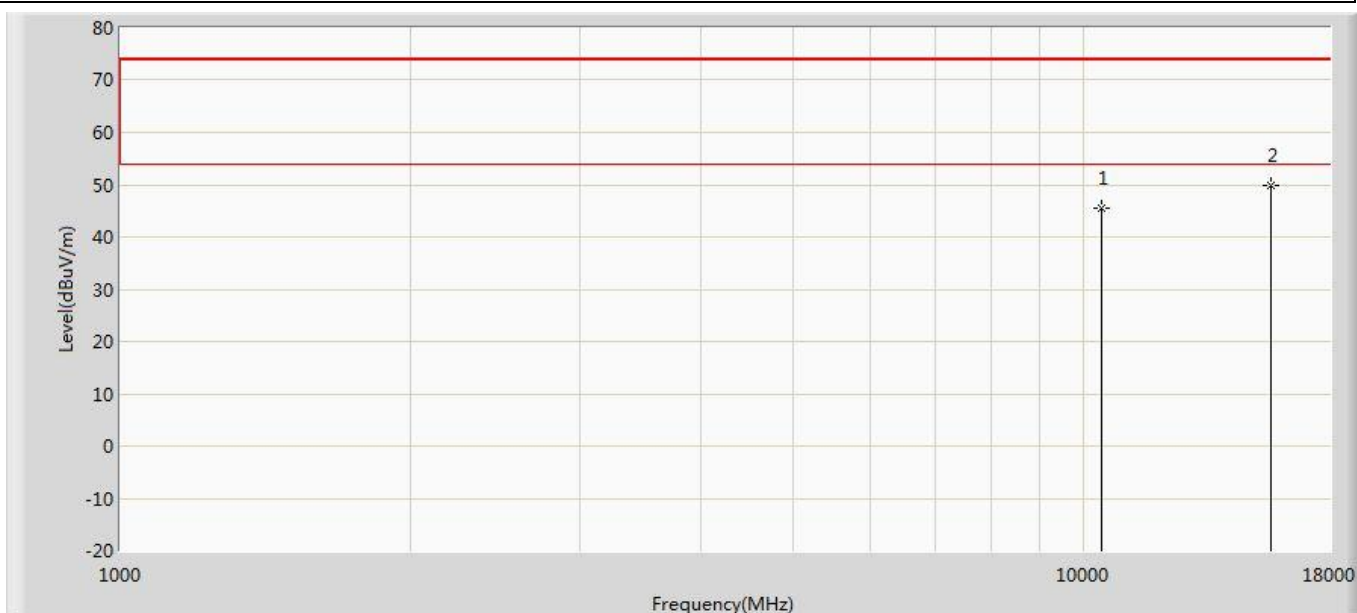
No	Mark	Frequency (MHz)	Measure Level (dBuV/m)	Reading Level (dBuV)	Over Limit (dB)	Limit (dBuV/m)	Factor (dB)	Type
1		10360.000	45.081	33.323	-28.919	74.000	11.757	PK
2	*	15540.000	51.001	33.530	-22.999	74.000	17.471	PK

Profile: 1992128R	Page No.: 94
Engineer: YULIU	
Site: AC5	Time: 2019/11/19 - 05:53
Limit: FCC_Part15.209_RE(3m)	Margin: 0
Probe: Horn_3117_00167055(1-18GHz)	Polarity: Horizontal
EUT: AP410C	Power: AC 120V/60Hz
Note: Mode 2:Transmit at 5180MHz by 802.11n(20MHz)	



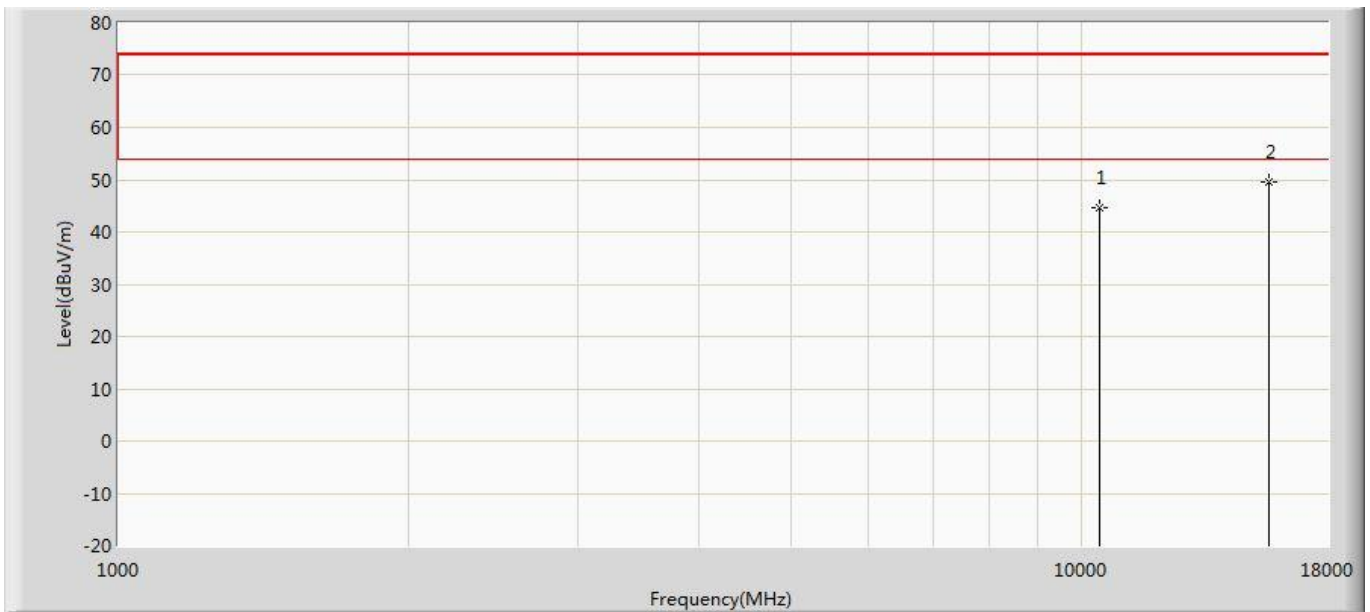
No	Mark	Frequency (MHz)	Measure Level (dBuV/m)	Reading Level (dBuV)	Over Limit (dB)	Limit (dBuV/m)	Factor (dB)	Type
1		10360.000	45.905	34.147	-28.095	74.000	11.757	PK
2	*	15540.000	50.766	33.295	-23.234	74.000	17.471	PK

Profile: 1992128R	Page No.: 95
Engineer: YULIU	
Site: AC5	Time: 2019/11/19 - 05:53
Limit: FCC_Part15.209_RE(3m)	Margin: 0
Probe: Horn_3117_00167055(1-18GHz)	Polarity: Vertical
EUT: AP410C	Power: AC 120V/60Hz
Note: Mode 2:Transmit at 5220MHz by 802.11n(20MHz)	



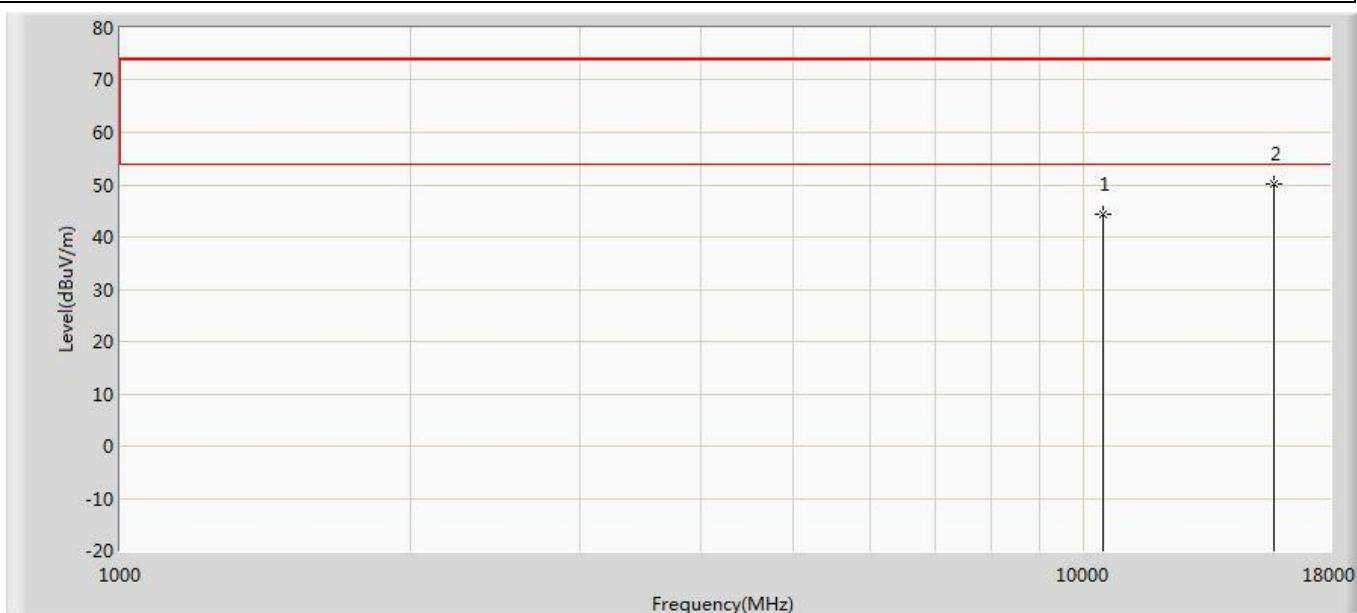
No	Mark	Frequency (MHz)	Measure Level (dBuV/m)	Reading Level (dBuV)	Over Limit (dB)	Limit (dBuV/m)	Factor (dB)	Type
1		10440.000	45.472	33.121	-28.528	74.000	12.351	PK
2	*	15660.000	49.833	32.306	-24.167	74.000	17.527	PK

Profile: 1992128R	Page No.: 96
Engineer: YULIU	
Site: AC5	Time: 2019/11/19 - 05:53
Limit: FCC_Part15.209_RE(3m)	Margin: 0
Probe: Horn_3117_00167055(1-18GHz)	Polarity: Horizontal
EUT: AP410C	Power: AC 120V/60Hz
Note: Mode 2:Transmit at 5220MHz by 802.11n(20MHz)	



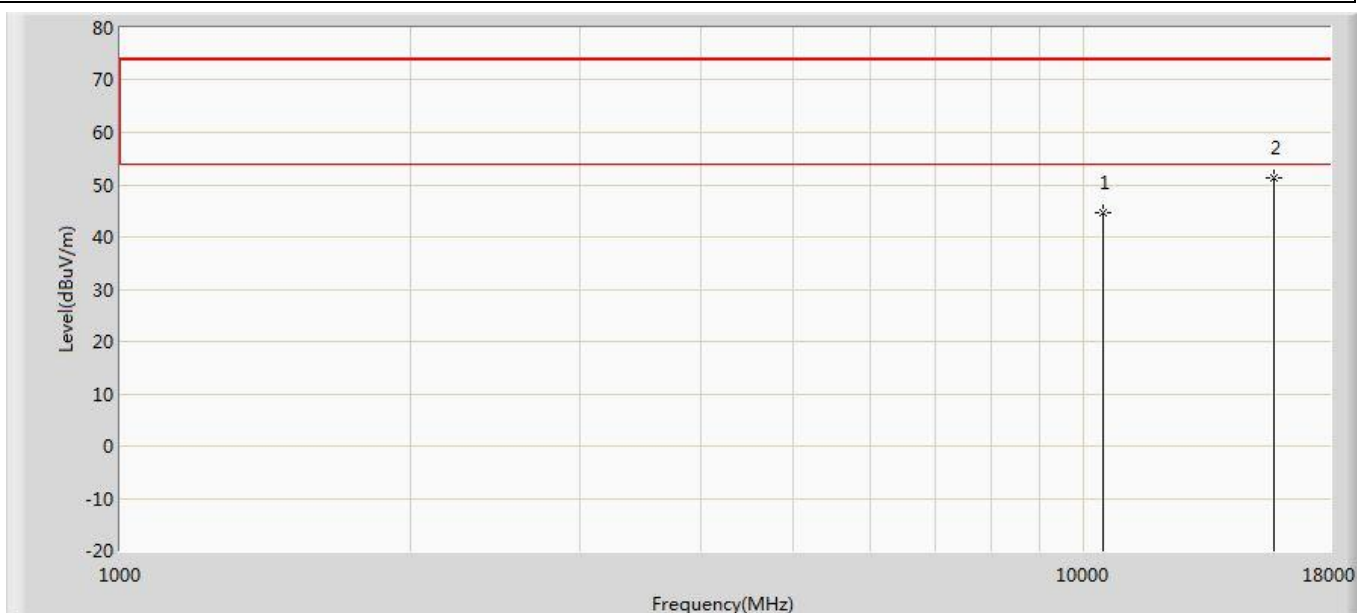
No	Mark	Frequency (MHz)	Measure Level (dBuV/m)	Reading Level (dBuV)	Over Limit (dB)	Limit (dBuV/m)	Factor (dB)	Type
1		10440.000	44.576	32.225	-29.424	74.000	12.351	PK
2	*	15660.000	49.555	32.028	-24.445	74.000	17.527	PK

Profile: 1992128R	Page No.: 97
Engineer: YULIU	
Site: AC5	Time: 2019/11/19 - 05:53
Limit: FCC_Part15.209_RE(3m)	Margin: 0
Probe: Horn_3117_00167055(1-18GHz)	Polarity: Vertical
EUT: AP410C	Power: AC 120V/60Hz
Note: Mode 2:Transmit at 5240MHz by 802.11n(20MHz)	



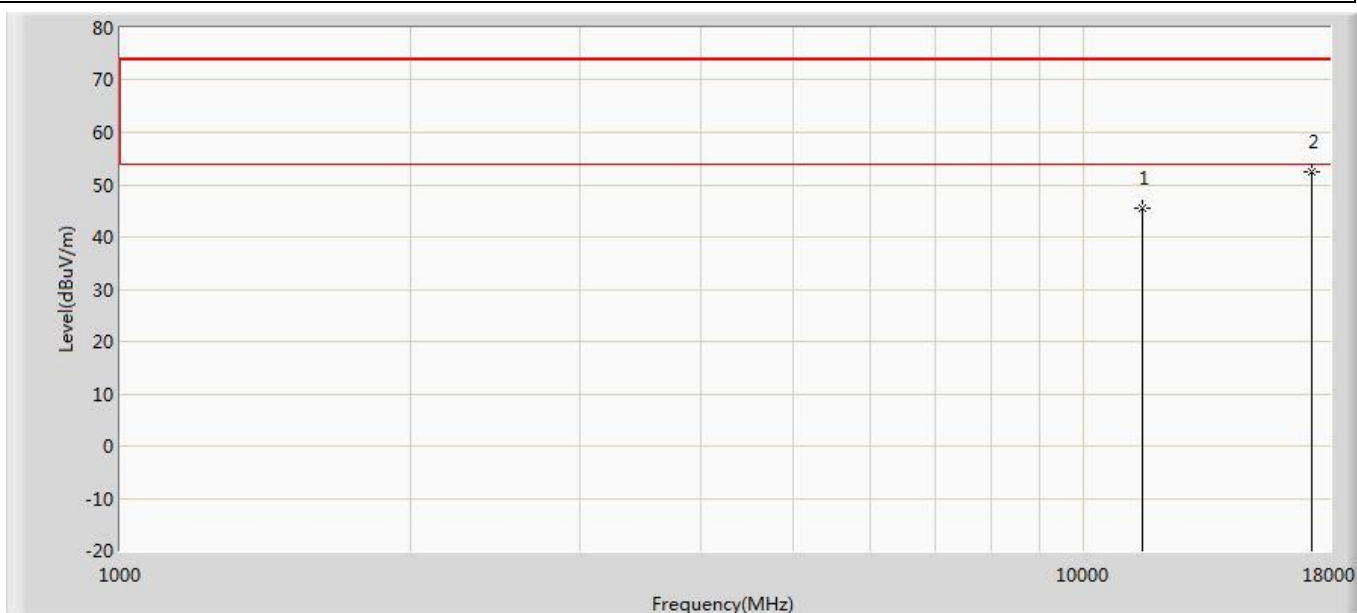
No	Mark	Frequency (MHz)	Measure Level (dBuV/m)	Reading Level (dBuV)	Over Limit (dB)	Limit (dBuV/m)	Factor (dB)	Type
1		10480.000	44.413	32.346	-29.587	74.000	12.068	PK
2	*	15720.000	50.264	32.113	-23.736	74.000	18.152	PK

Profile: 1992128R	Page No.: 98
Engineer: YULIU	
Site: AC5	Time: 2019/11/19 - 05:53
Limit: FCC_Part15.209_RE(3m)	Margin: 0
Probe: Horn_3117_00167055(1-18GHz)	Polarity: Horizontal
EUT: AP410C	Power: AC 120V/60Hz
Note: Mode 2:Transmit at 5240MHz by 802.11n(20MHz)	



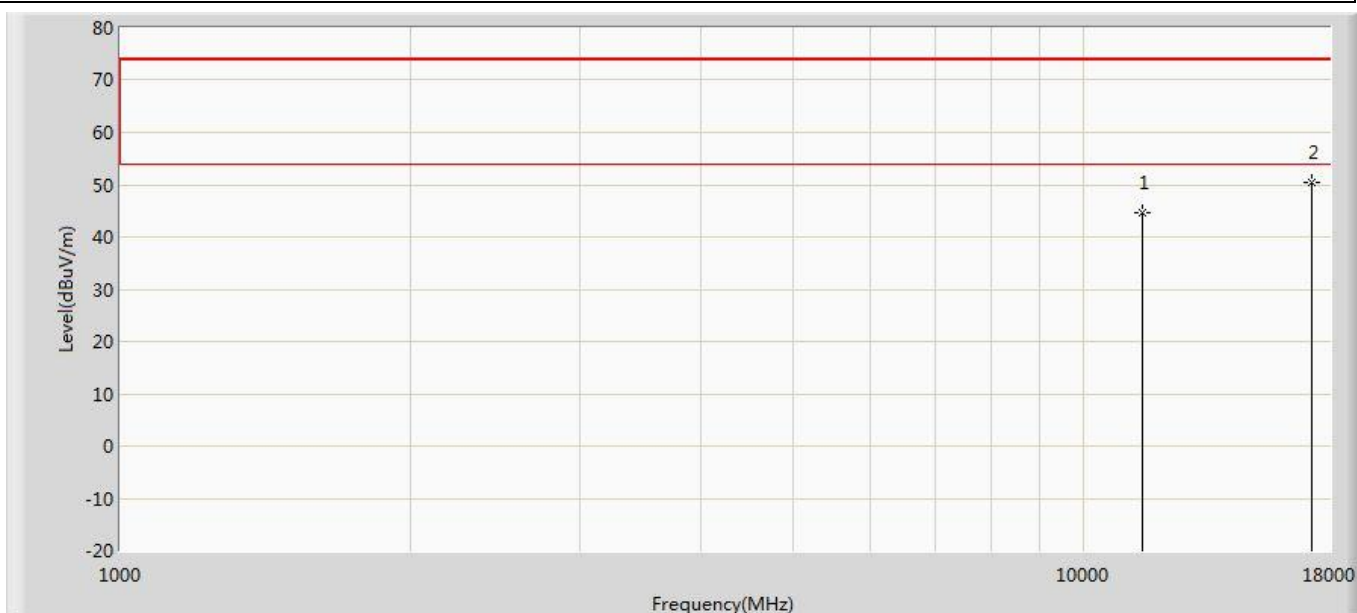
No	Mark	Frequency (MHz)	Measure Level (dBuV/m)	Reading Level (dBuV)	Over Limit (dB)	Limit (dBuV/m)	Factor (dB)	Type
1		10480.000	44.542	32.475	-29.458	74.000	12.068	PK
2	*	15720.000	51.388	33.237	-22.612	74.000	18.152	PK

Profile: 1992128R	Page No.: 99
Engineer: YULIU	
Site: AC5	Time: 2019/11/19 - 05:54
Limit: FCC_Part15.209_RE(3m)	Margin: 0
Probe: Horn_3117_00167055(1-18GHz)	Polarity: Vertical
EUT: AP410C	Power: AC 120V/60Hz
Note: Mode 2:Transmit at 5745MHz by 802.11n(20MHz)	



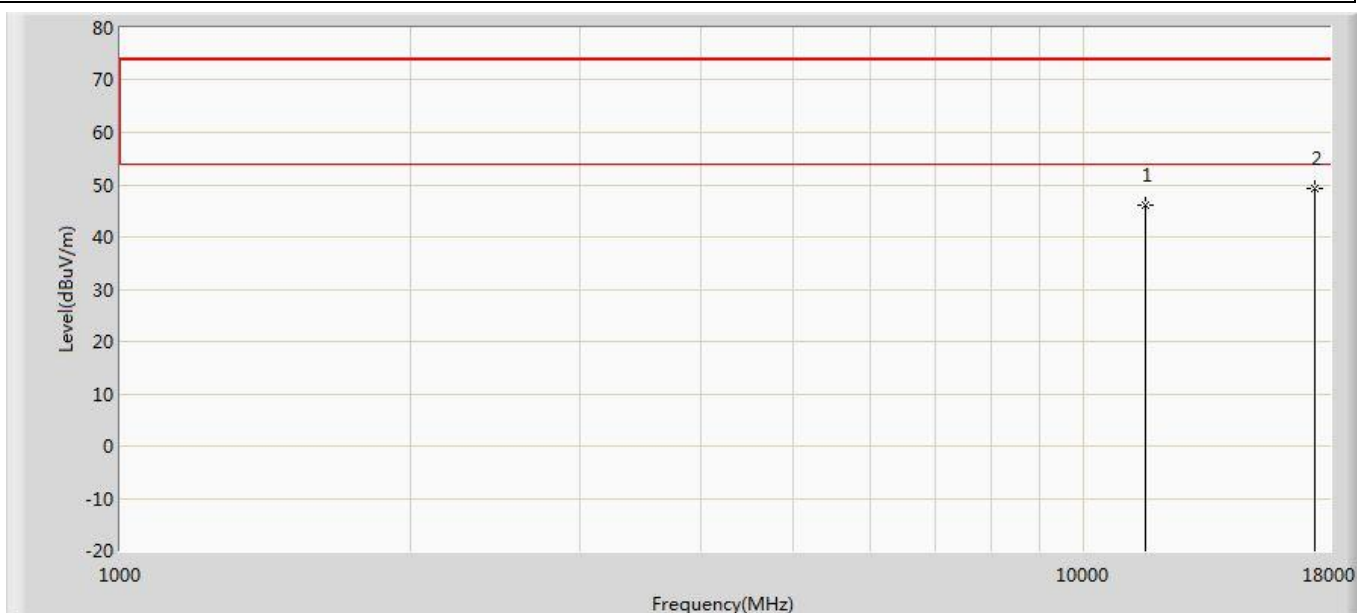
No	Mark	Frequency (MHz)	Measure Level (dBuV/m)	Reading Level (dBuV)	Over Limit (dB)	Limit (dBuV/m)	Factor (dB)	Type
1		11490.000	45.595	31.664	-28.405	74.000	13.931	PK
2	*	17235.000	52.604	32.323	-21.396	74.000	20.281	PK

Profile: 1992128R	Page No.: 100
Engineer: YULIU	
Site: AC5	Time: 2019/11/19 - 05:54
Limit: FCC_Part15.209_RE(3m)	Margin: 0
Probe: Horn_3117_00167055(1-18GHz)	Polarity: Horizontal
EUT: AP410C	Power: AC 120V/60Hz
Note: Mode 2:Transmit at 5745MHz by 802.11n(20MHz)	



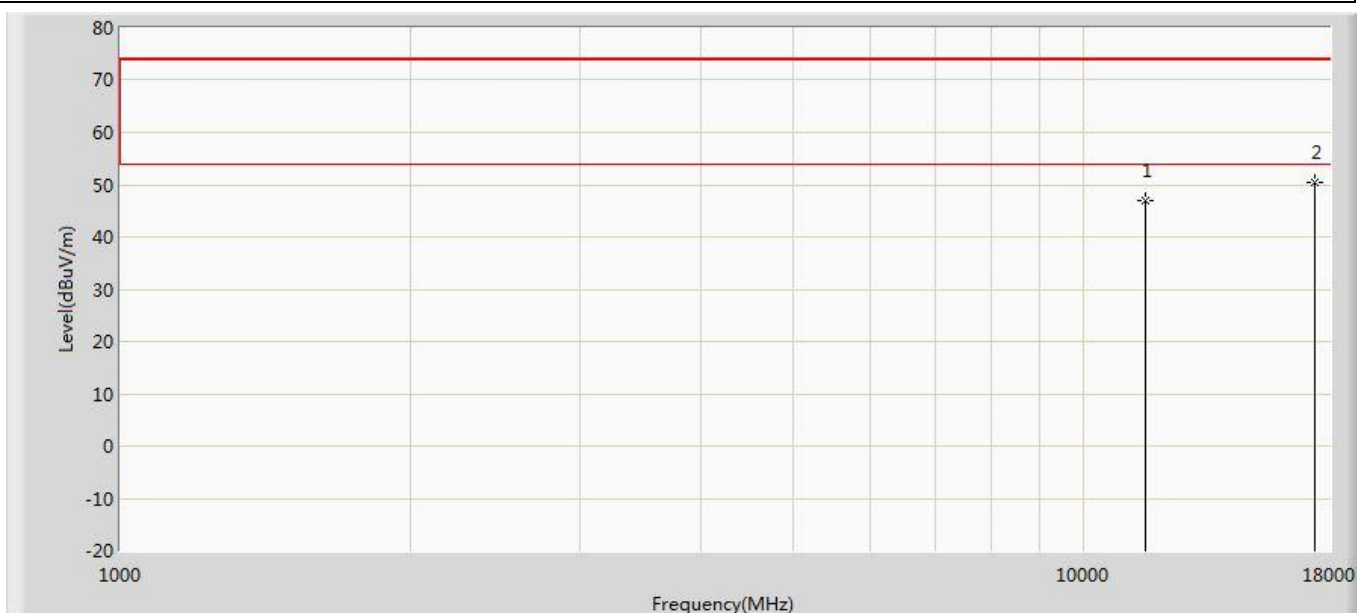
No	Mark	Frequency (MHz)	Measure Level (dBuV/m)	Reading Level (dBuV)	Over Limit (dB)	Limit (dBuV/m)	Factor (dB)	Type
1		11490.000	44.512	30.581	-29.488	74.000	13.931	PK
2	*	17235.000	50.425	30.144	-23.575	74.000	20.281	PK

Profile: 1992128R	Page No.: 101
Engineer: YULIU	
Site: AC5	Time: 2019/11/19 - 05:54
Limit: FCC_Part15.209_RE(3m)	Margin: 0
Probe: Horn_3117_00167055(1-18GHz)	Polarity: Vertical
EUT: AP410C	Power: AC 120V/60Hz
Note: Mode 2:Transmit at 5785MHz by 802.11n(20MHz)	



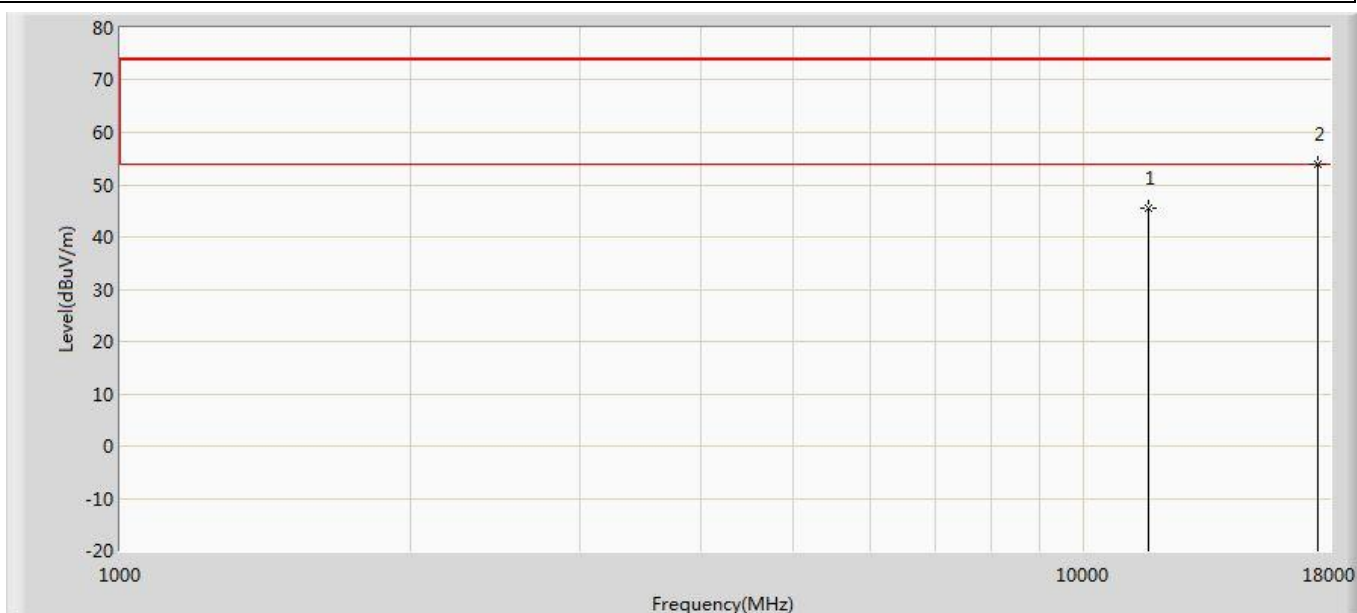
No	Mark	Frequency (MHz)	Measure Level (dBuV/m)	Reading Level (dBuV)	Over Limit (dB)	Limit (dBuV/m)	Factor (dB)	Type
1		11570.000	46.167	31.953	-27.833	74.000	14.214	PK
2	*	17355.000	49.360	29.597	-24.640	74.000	19.762	PK

Profile: 1992128R	Page No.: 102
Engineer: YULIU	
Site: AC5	Time: 2019/11/19 - 05:54
Limit: FCC_Part15.209_RE(3m)	Margin: 0
Probe: Horn_3117_00167055(1-18GHz)	Polarity: Horizontal
EUT: AP410C	Power: AC 120V/60Hz
Note: Mode 2:Transmit at 5785MHz by 802.11n(20MHz)	



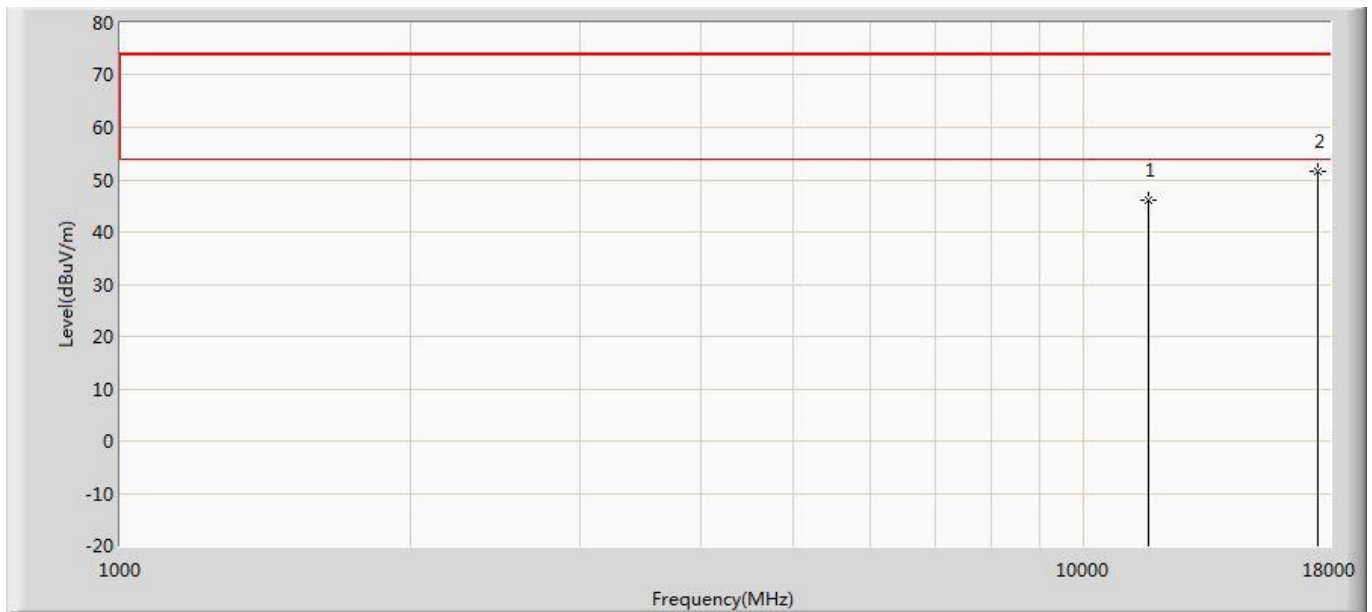
No	Mark	Frequency (MHz)	Measure Level (dBuV/m)	Reading Level (dBuV)	Over Limit (dB)	Limit (dBuV/m)	Factor (dB)	Type
1		11570.000	46.828	32.614	-27.172	74.000	14.214	PK
2	*	17355.000	50.373	30.610	-23.627	74.000	19.762	PK

Profile: 1992128R	Page No.: 103
Engineer: YULIU	
Site: AC5	Time: 2019/11/19 - 05:54
Limit: FCC_Part15.209_RE(3m)	Margin: 0
Probe: Horn_3117_00167055(1-18GHz)	Polarity: Vertical
EUT: AP410C	Power: AC 120V/60Hz
Note: Mode 2:Transmit at 5825MHz by 802.11n(20MHz)	



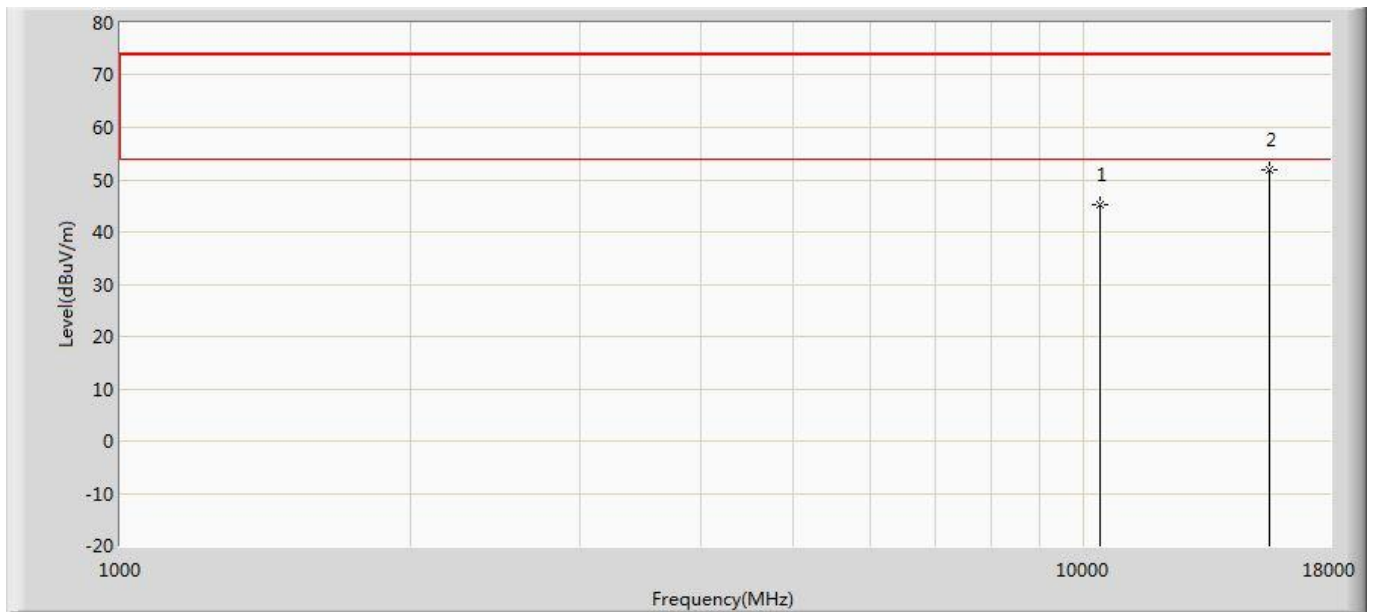
No	Mark	Frequency (MHz)	Measure Level (dBuV/m)	Reading Level (dBuV)	Over Limit (dB)	Limit (dBuV/m)	Factor (dB)	Type
1		11650.000	45.505	30.928	-28.495	74.000	14.577	PK
2	*	17475.000	53.896	33.987	-20.104	74.000	19.909	PK

Profile: 1992128R	Page No.: 104
Engineer: YULIU	
Site: AC5	Time: 2019/11/19 - 05:54
Limit: FCC_Part15.209_RE(3m)	Margin: 0
Probe: Horn_3117_00167055(1-18GHz)	Polarity: Horizontal
EUT: AP410C	Power: AC 120V/60Hz
Note: Mode 2:Transmit at 5825MHz by 802.11n(20MHz)	



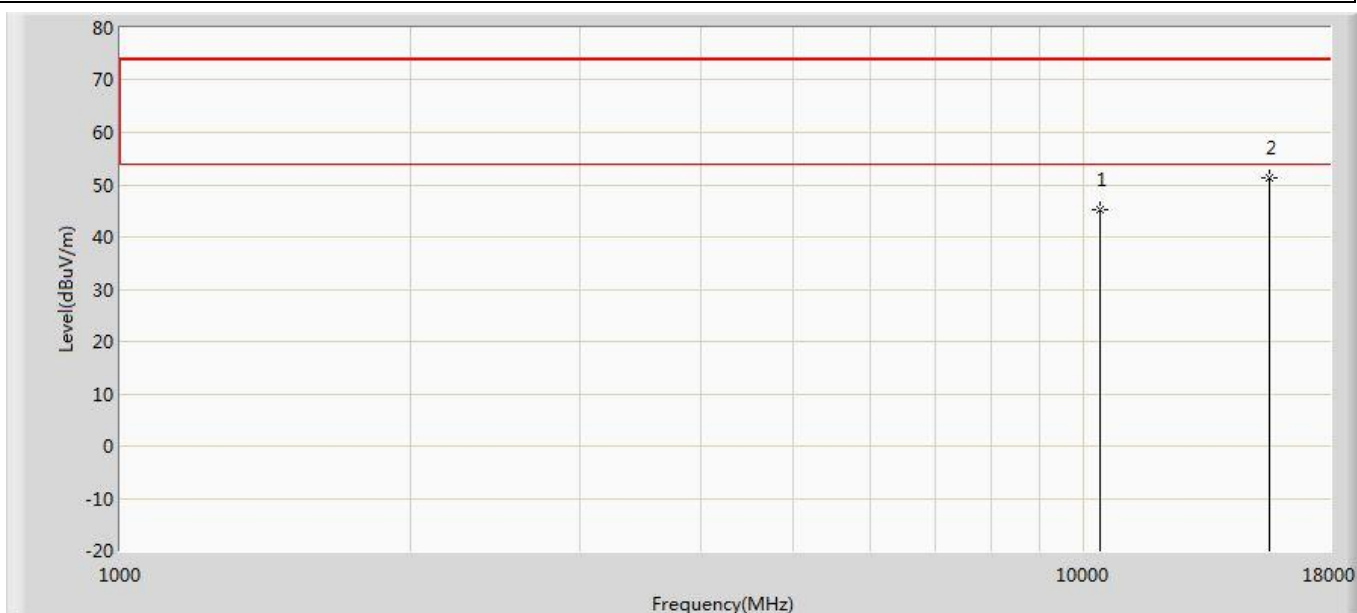
No	Mark	Frequency (MHz)	Measure Level (dBuV/m)	Reading Level (dBuV)	Over Limit (dB)	Limit (dBuV/m)	Factor (dB)	Type
1		11650.000	45.960	31.383	-28.040	74.000	14.577	PK
2	*	17475.000	51.626	31.717	-22.374	74.000	19.909	PK

Profile: 1992128R	Page No.: 105
Engineer: YULIU	
Site: AC5	Time: 2019/11/19 - 05:54
Limit: FCC_Part15.209_RE(3m)	Margin: 0
Probe: Horn_3117_00167055(1-18GHz)	Polarity: Vertical
EUT: AP410C	Power: AC 120V/60Hz
Note: Mode 3:Transmit at 5190MHz by 802.11n(40MHz)	



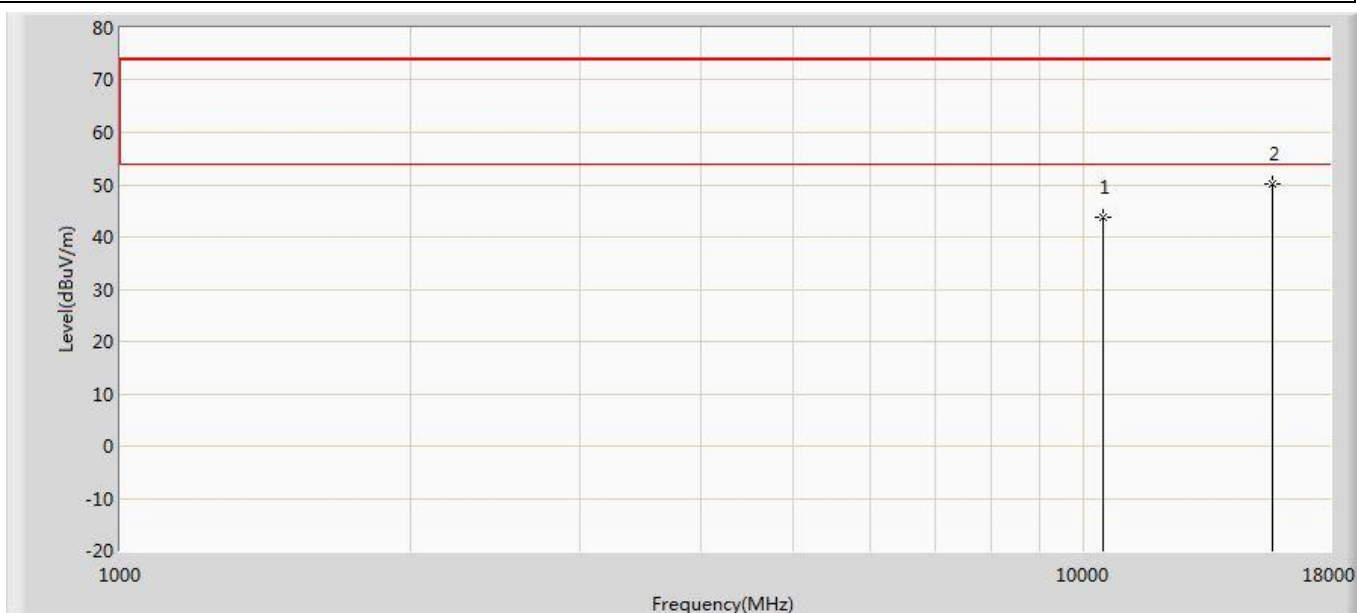
No	Mark	Frequency (MHz)	Measure Level (dBuV/m)	Reading Level (dBuV)	Over Limit (dB)	Limit (dBuV/m)	Factor (dB)	Type
1		10380.000	45.339	33.556	-28.661	74.000	11.783	PK
2	*	15570.000	51.960	33.948	-22.040	74.000	18.012	PK

Profile: 1992128R	Page No.: 106
Engineer: YULIU	
Site: AC5	Time: 2019/11/19 - 05:54
Limit: FCC_Part15.209_RE(3m)	Margin: 0
Probe: Horn_3117_00167055(1-18GHz)	Polarity: Horizontal
EUT: AP410C	Power: AC 120V/60Hz
Note: Mode 3:Transmit at 5190MHz by 802.11n(40MHz)	



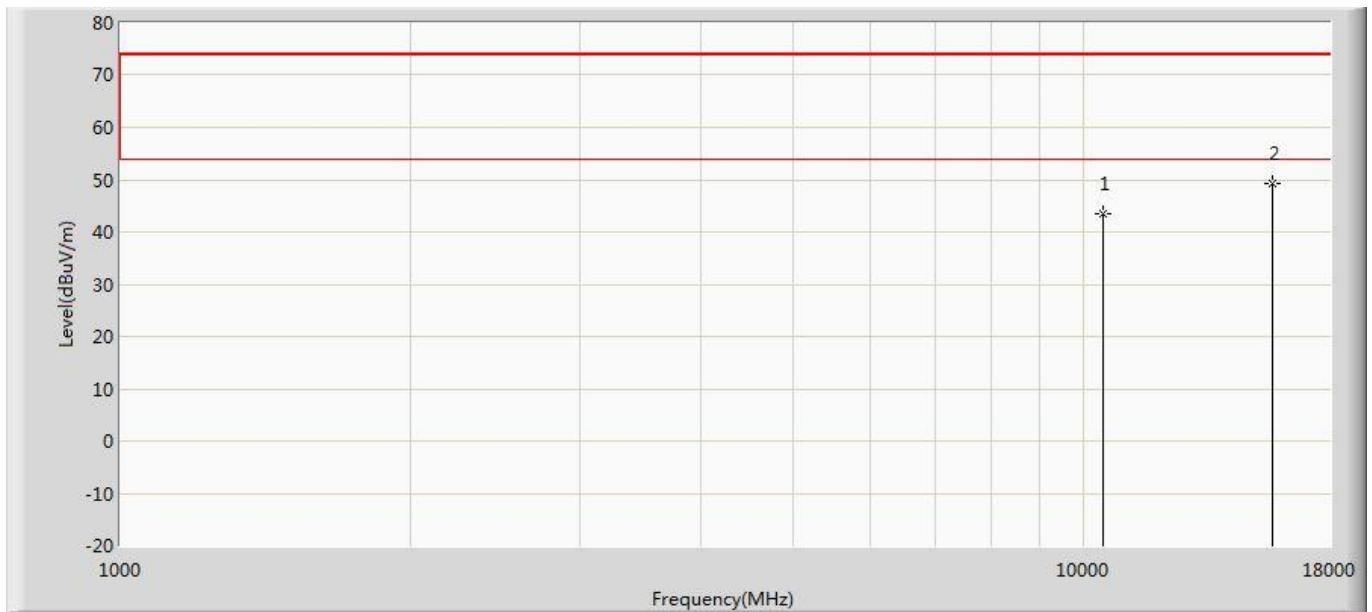
No	Mark	Frequency (MHz)	Measure Level (dBuV/m)	Reading Level (dBuV)	Over Limit (dB)	Limit (dBuV/m)	Factor (dB)	Type
1		10380.000	45.315	33.532	-28.685	74.000	11.783	PK
2	*	15570.000	51.282	33.270	-22.718	74.000	18.012	PK

Profile: 1992128R	Page No.: 107
Engineer: YULIU	
Site: AC5	Time: 2019/11/19 - 05:54
Limit: FCC_Part15.209_RE(3m)	Margin: 0
Probe: Horn_3117_00167055(1-18GHz)	Polarity: Vertical
EUT: AP410C	Power: AC 120V/60Hz
Note: Mode 3:Transmit at 5230MHz by 802.11n(40MHz)	



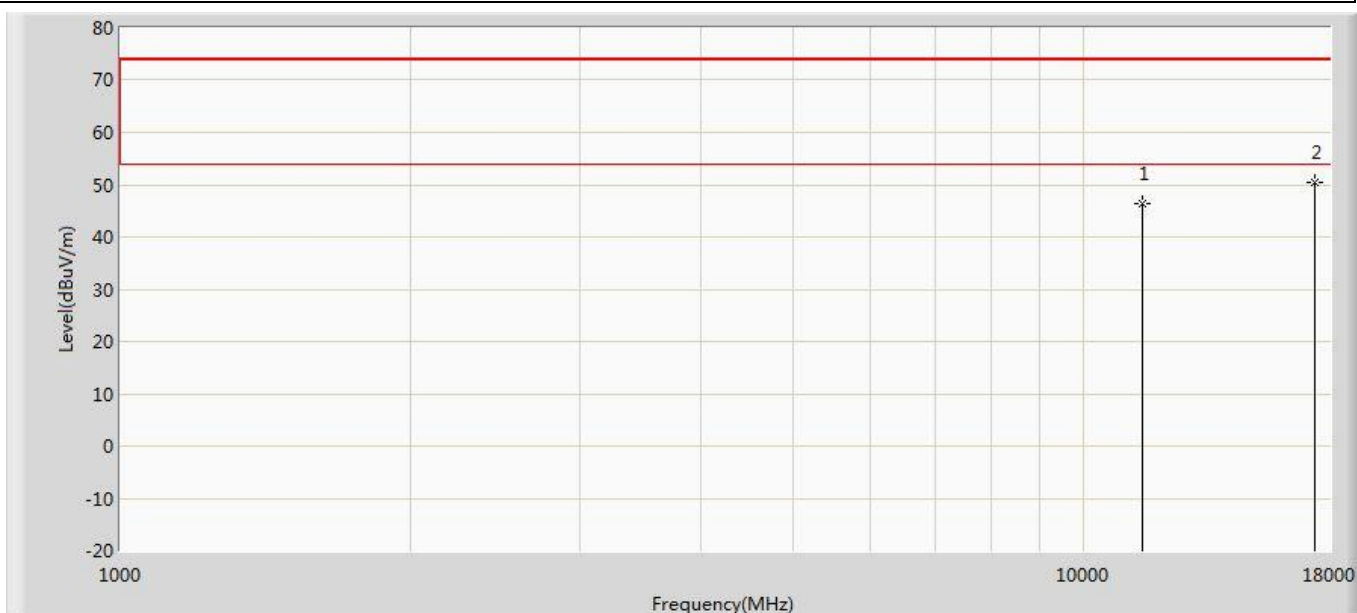
No	Mark	Frequency (MHz)	Measure Level (dBuV/m)	Reading Level (dBuV)	Over Limit (dB)	Limit (dBuV/m)	Factor (dB)	Type
1		10460.000	43.822	31.965	-30.178	74.000	11.857	PK
2	*	15690.000	50.177	31.823	-23.823	74.000	18.354	PK

Profile: 1992128R	Page No.: 108
Engineer: YULIU	
Site: AC5	Time: 2019/11/19 - 05:54
Limit: FCC_Part15.209_RE(3m)	Margin: 0
Probe: Horn_3117_00167055(1-18GHz)	Polarity: Horizontal
EUT: AP410C	Power: AC 120V/60Hz
Note: Mode 3:Transmit at 5230MHz by 802.11n(40MHz)	



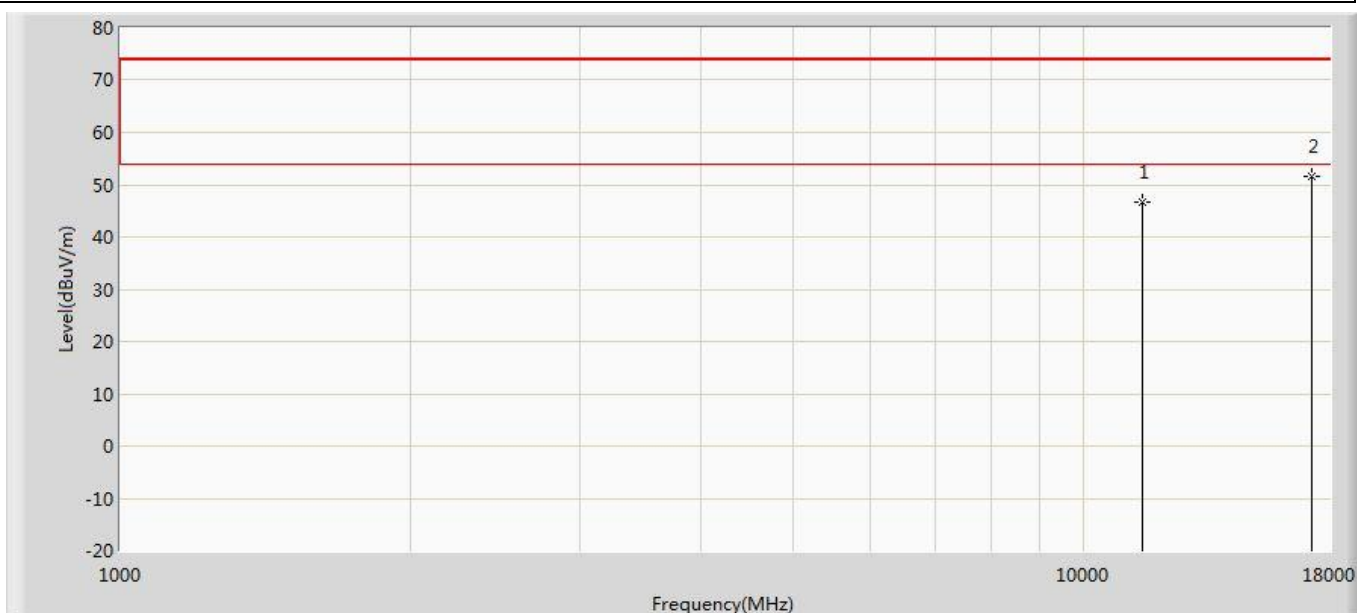
No	Mark	Frequency (MHz)	Measure Level (dBuV/m)	Reading Level (dBuV)	Over Limit (dB)	Limit (dBuV/m)	Factor (dB)	Type
1		10460.000	43.428	31.571	-30.572	74.000	11.857	PK
2	*	15690.000	49.280	30.926	-24.720	74.000	18.354	PK

Profile: 1992128R	Page No.: 109
Engineer: YULIU	
Site: AC5	Time: 2019/11/19 - 05:54
Limit: FCC_Part15.209_RE(3m)	Margin: 0
Probe: Horn_3117_00167055(1-18GHz)	Polarity: Vertical
EUT: AP410C	Power: AC 120V/60Hz
Note: Mode 3:Transmit at 5755MHz by 802.11n(40MHz)	



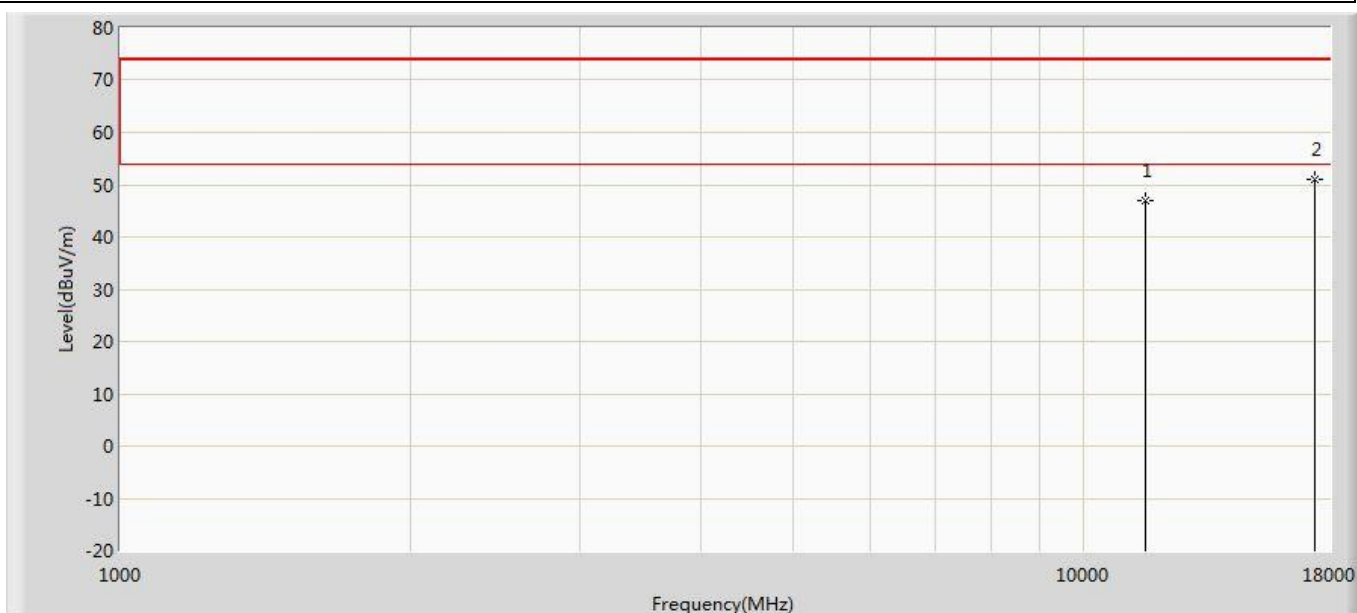
No	Mark	Frequency (MHz)	Measure Level (dBuV/m)	Reading Level (dBuV)	Over Limit (dB)	Limit (dBuV/m)	Factor (dB)	Type
1		11510.000	46.342	31.852	-27.658	74.000	14.490	PK
2	*	17365.000	50.450	30.614	-23.550	74.000	19.836	PK

Profile: 1992128R	Page No.: 110
Engineer: YULIU	
Site: AC5	Time: 2019/11/19 - 05:54
Limit: FCC_Part15.209_RE(3m)	Margin: 0
Probe: Horn_3117_00167055(1-18GHz)	Polarity: Horizontal
EUT: AP410C	Power: AC 120V/60Hz
Note: Mode 3:Transmit at 5755MHz by 802.11n(40MHz)	



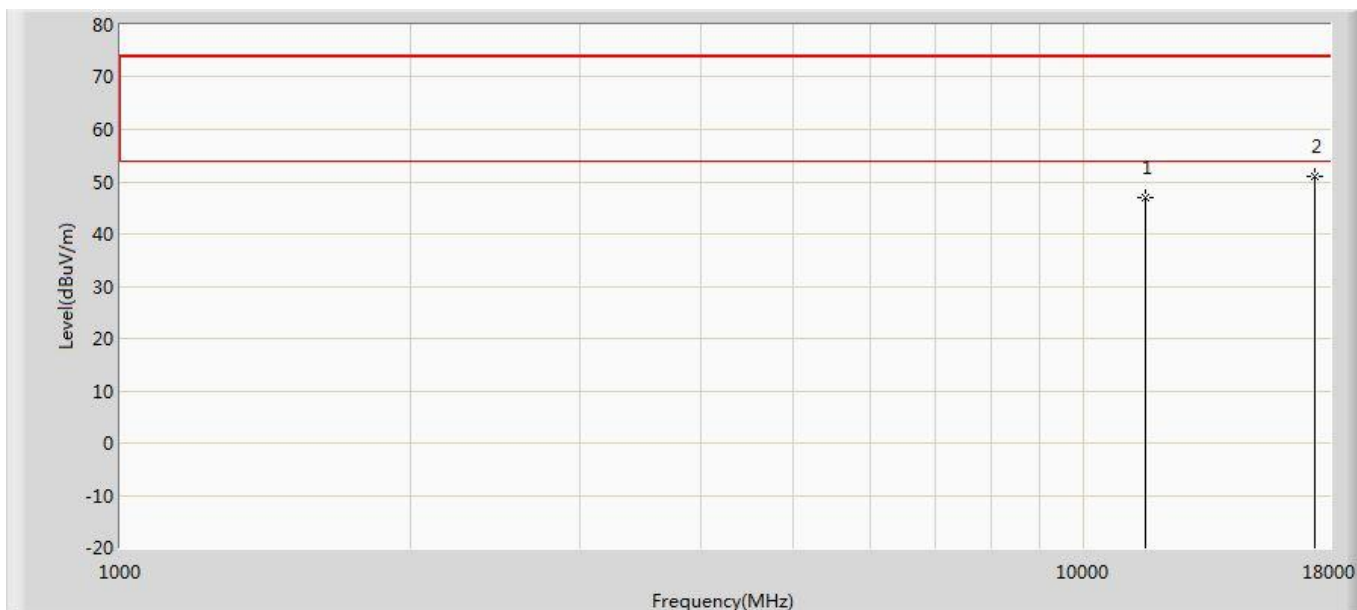
No	Mark	Frequency (MHz)	Measure Level (dBuV/m)	Reading Level (dBuV)	Over Limit (dB)	Limit (dBuV/m)	Factor (dB)	Type
1		11510.000	46.808	32.318	-27.192	74.000	14.490	PK
2	*	17265.000	51.710	31.110	-22.290	74.000	20.600	PK

Profile: 1992128R	Page No.: 111
Engineer: YULIU	
Site: AC5	Time: 2019/11/19 - 05:55
Limit: FCC_Part15.209_RE(3m)	Margin: 0
Probe: Horn_3117_00167055(1-18GHz)	Polarity: Vertical
EUT: AP410C	Power: AC 120V/60Hz
Note: Mode 3:Transmit at 5795MHz by 802.11n(40MHz)	



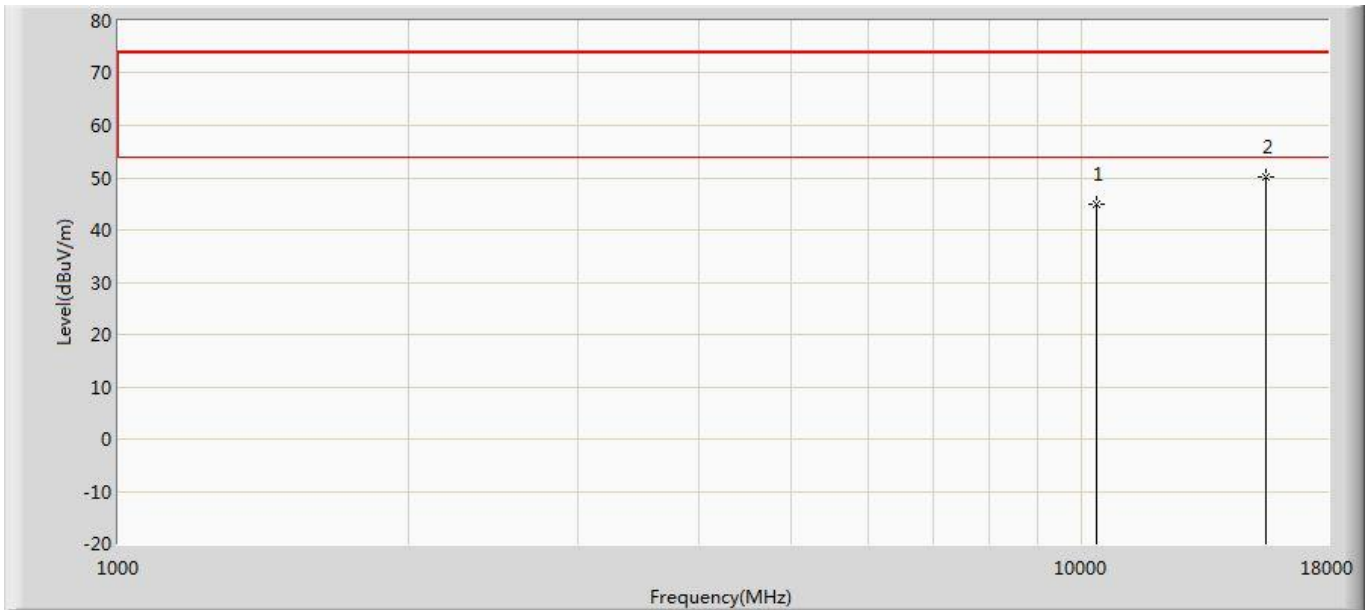
No	Mark	Frequency (MHz)	Measure Level (dBuV/m)	Reading Level (dBuV)	Over Limit (dB)	Limit (dBuV/m)	Factor (dB)	Type
1		11590.000	46.814	31.769	-27.186	74.000	15.045	PK
2	*	17385.000	50.982	31.066	-23.018	74.000	19.916	PK

Profile: 1992128R	Page No.: 112
Engineer: YULIU	
Site: AC5	Time: 2019/11/19 - 05:55
Limit: FCC_Part15.209_RE(3m)	Margin: 0
Probe: Horn_3117_00167055(1-18GHz)	Polarity: Horizontal
EUT: AP410C	Power: AC 120V/60Hz
Note: Mode 3:Transmit at 5795MHz by 802.11n(40MHz)	



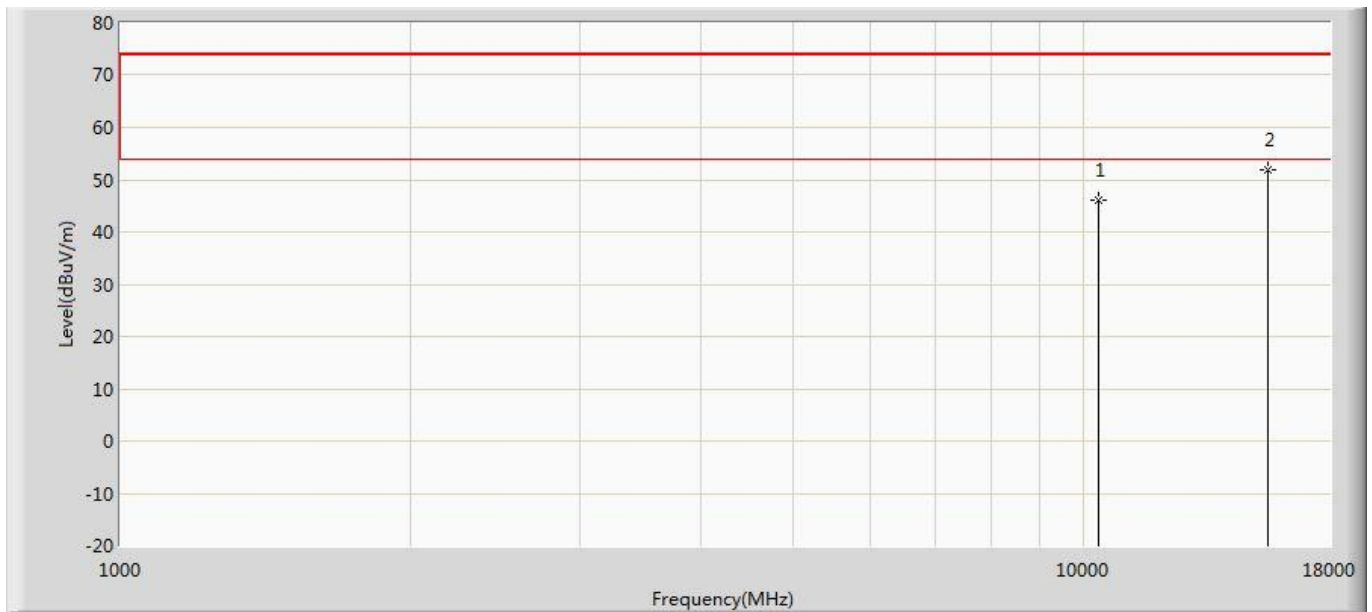
No	Mark	Frequency (MHz)	Measure Level (dBuV/m)	Reading Level (dBuV)	Over Limit (dB)	Limit (dBuV/m)	Factor (dB)	Type
1		11590.000	46.818	31.773	-27.182	74.000	15.045	PK
2	*	17385.000	51.141	31.225	-22.859	74.000	19.916	PK

Profile: 1992128R	Page No.: 113
Engineer: YULIU	
Site: AC5	Time: 2019/11/19 - 05:55
Limit: FCC_Part15.209_RE(3m)	Margin: 0
Probe: Horn_3117_00167055(1-18GHz)	Polarity: Vertical
EUT: AP410C	Power: AC 120V/60Hz
Note: Mode 4:Transmit at 5180MHz by 802.11ac(20MHz)	



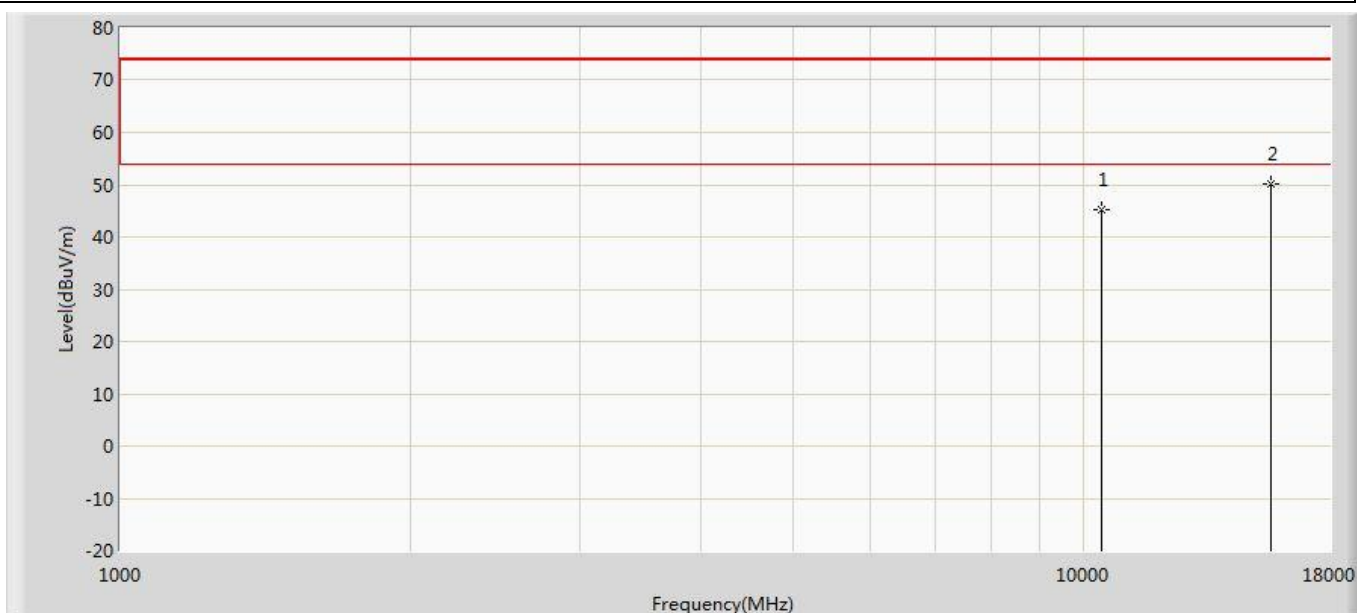
No	Mark	Frequency (MHz)	Measure Level (dBuV/m)	Reading Level (dBuV)	Over Limit (dB)	Limit (dBuV/m)	Factor (dB)	Type
1		10360.000	44.942	33.184	-29.058	74.000	11.757	PK
2	*	15540.000	50.228	32.757	-23.772	74.000	17.471	PK

Profile: 1992128R	Page No.: 114
Engineer: YULIU	
Site: AC5	Time: 2019/11/19 - 05:55
Limit: FCC_Part15.209_RE(3m)	Margin: 0
Probe: Horn_3117_00167055(1-18GHz)	Polarity: Horizontal
EUT: AP410C	Power: AC 120V/60Hz
Note: Mode 4:Transmit at 5180MHz by 802.11ac(20MHz)	



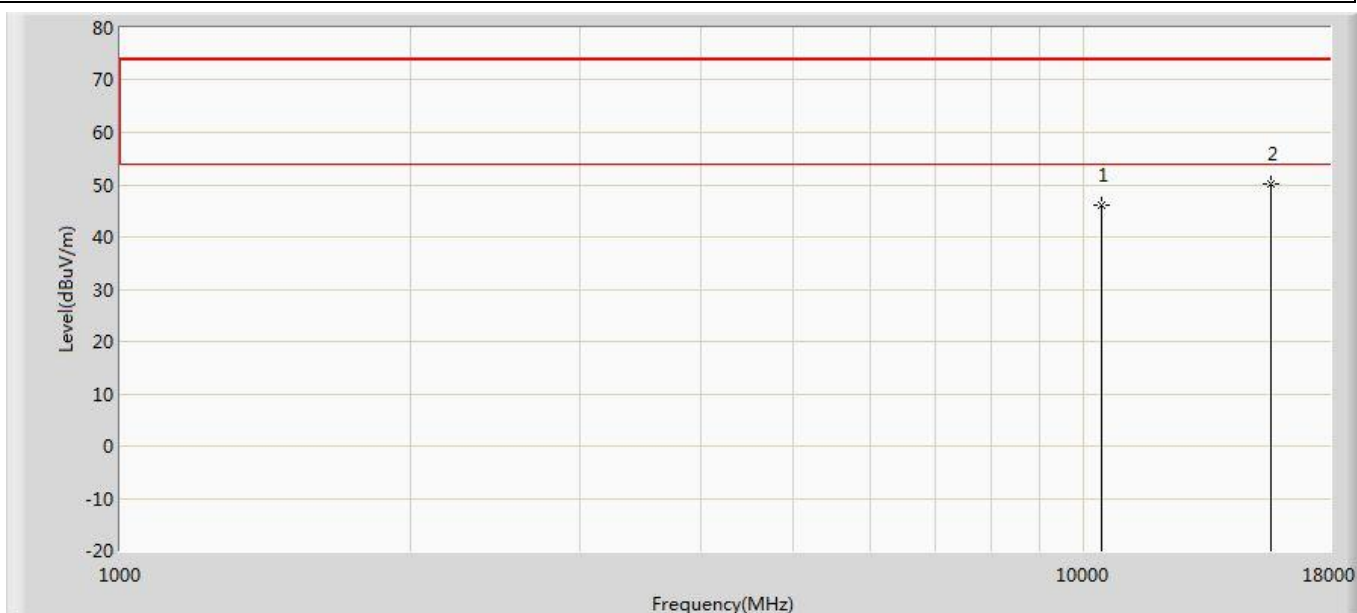
No	Mark	Frequency (MHz)	Measure Level (dBuV/m)	Reading Level (dBuV)	Over Limit (dB)	Limit (dBuV/m)	Factor (dB)	Type
1		10360.000	46.033	34.275	-27.967	74.000	11.757	PK
2	*	15540.000	51.799	34.328	-22.201	74.000	17.471	PK

Profile: 1992128R	Page No.: 115
Engineer: YULIU	
Site: AC5	Time: 2019/11/19 - 05:55
Limit: FCC_Part15.209_RE(3m)	Margin: 0
Probe: Horn_3117_00167055(1-18GHz)	Polarity: Vertical
EUT: AP410C	Power: AC 120V/60Hz
Note: Mode 4:Transmit at 5220MHz by 802.11ac(20MHz)	



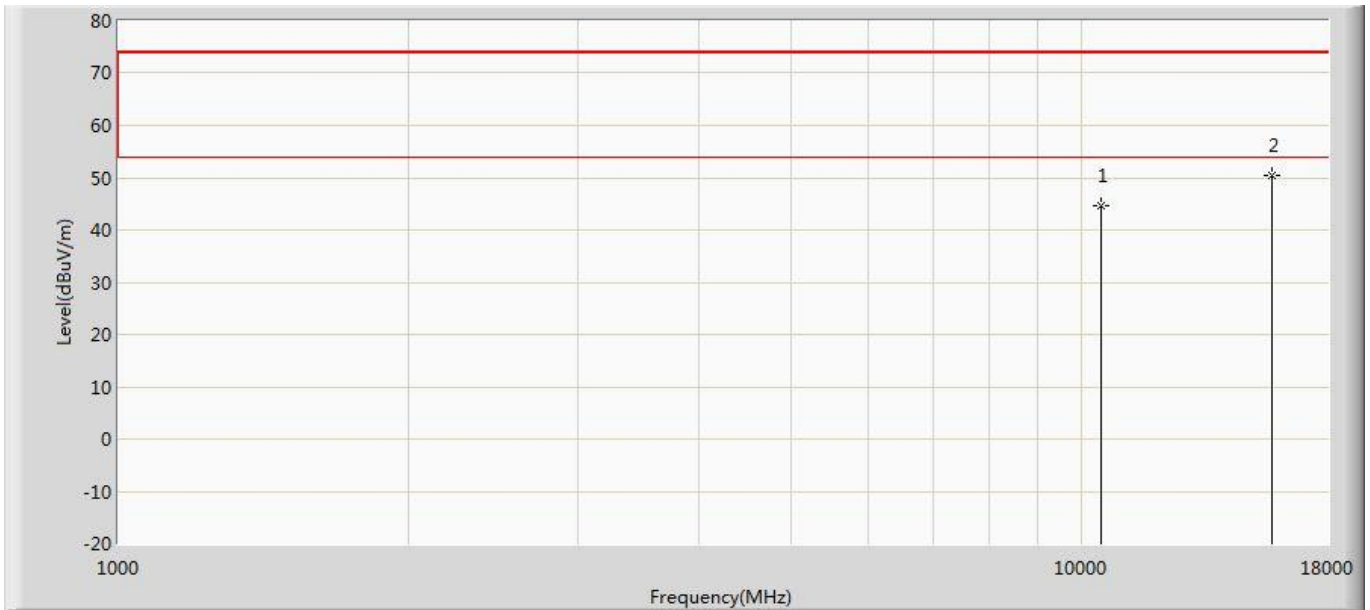
No	Mark	Frequency (MHz)	Measure Level (dBuV/m)	Reading Level (dBuV)	Over Limit (dB)	Limit (dBuV/m)	Factor (dB)	Type
1		10440.000	45.225	32.874	-28.775	74.000	12.351	PK
2	*	15660.000	50.134	32.607	-23.866	74.000	17.527	PK

Profile: 1992128R	Page No.: 116
Engineer: YULIU	
Site: AC5	Time: 2019/11/19 - 05:55
Limit: FCC_Part15.209_RE(3m)	Margin: 0
Probe: Horn_3117_00167055(1-18GHz)	Polarity: Horizontal
EUT: AP410C	Power: AC 120V/60Hz
Note: Mode 4:Transmit at 5220MHz by 802.11ac(20MHz)	



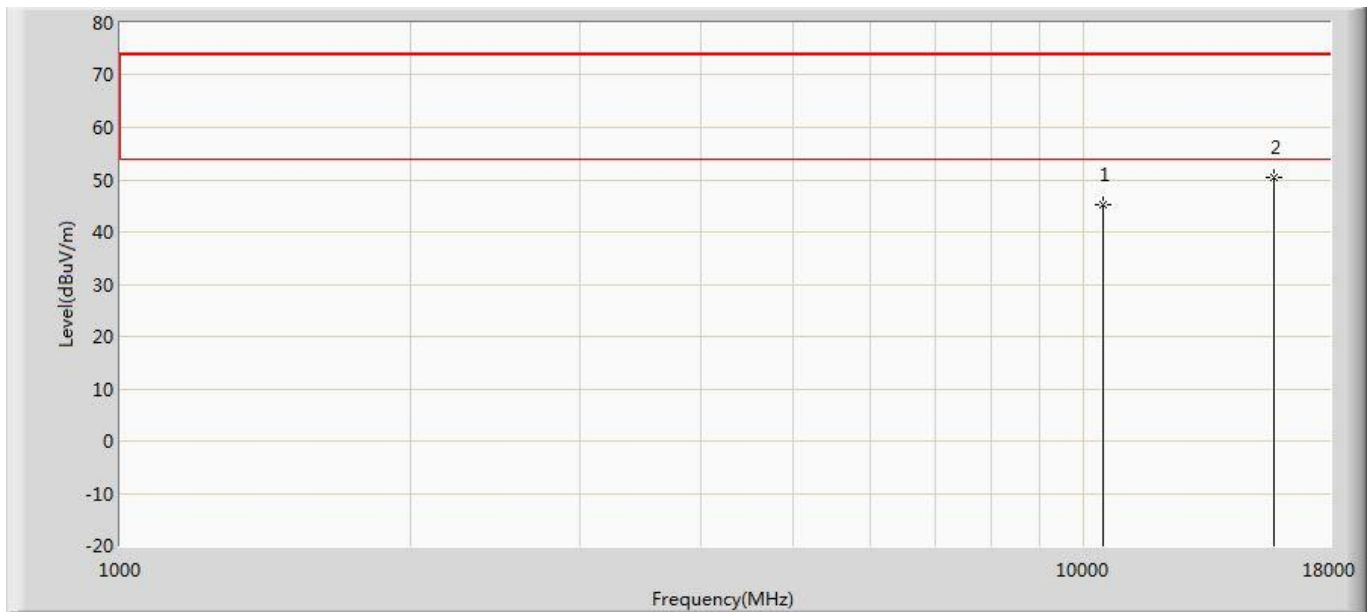
No	Mark	Frequency (MHz)	Measure Level (dBuV/m)	Reading Level (dBuV)	Over Limit (dB)	Limit (dBuV/m)	Factor (dB)	Type
1		10440.000	46.020	33.669	-27.980	74.000	12.351	PK
2	*	15660.000	50.161	32.634	-23.839	74.000	17.527	PK

Profile: 1992128R	Page No.: 117
Engineer: YULIU	
Site: AC5	Time: 2019/11/19 - 05:55
Limit: FCC_Part15.209_RE(3m)	Margin: 0
Probe: Horn_3117_00167055(1-18GHz)	Polarity: Vertical
EUT: AP410C	Power: AC 120V/60Hz
Note: Mode 4:Transmit at 5240MHz by 802.11ac(20MHz)	



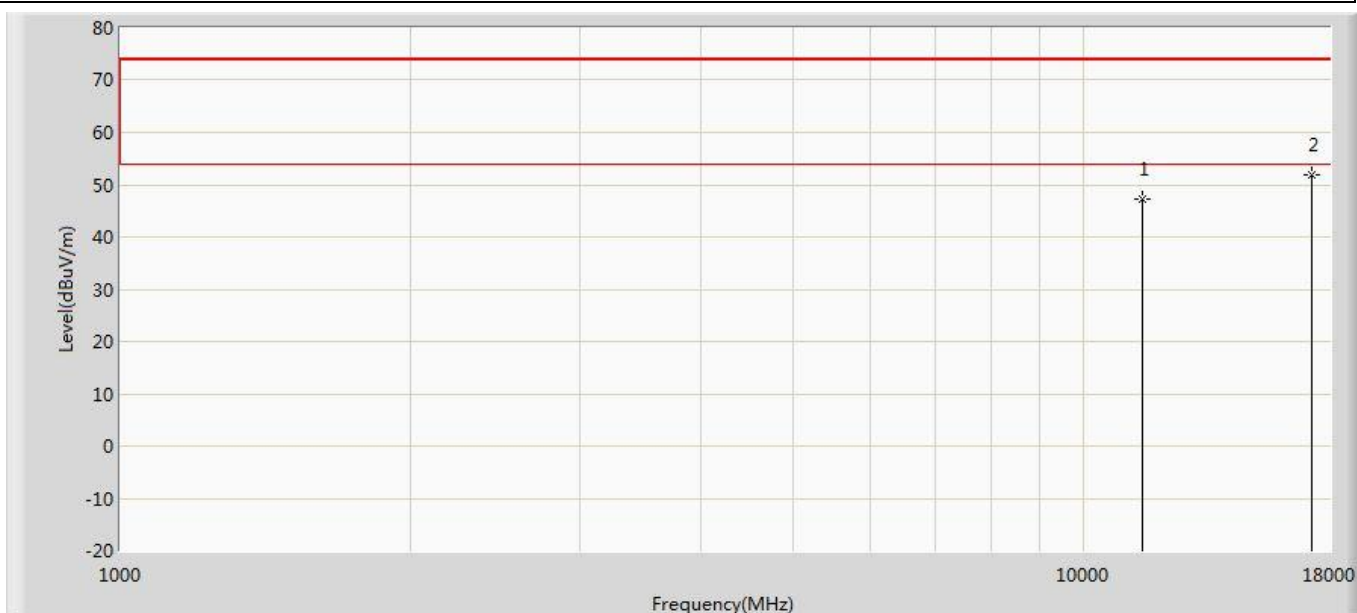
No	Mark	Frequency (MHz)	Measure Level (dBuV/m)	Reading Level (dBuV)	Over Limit (dB)	Limit (dBuV/m)	Factor (dB)	Type
1		10480.000	44.614	32.547	-29.386	74.000	12.068	PK
2	*	15720.000	50.379	32.228	-23.621	74.000	18.152	PK

Profile: 1992128R	Page No.: 118
Engineer: YULIU	
Site: AC5	Time: 2019/11/19 - 05:55
Limit: FCC_Part15.209_RE(3m)	Margin: 0
Probe: Horn_3117_00167055(1-18GHz)	Polarity: Horizontal
EUT: AP410C	Power: AC 120V/60Hz
Note: Mode 4:Transmit at 5240MHz by 802.11ac(20MHz)	



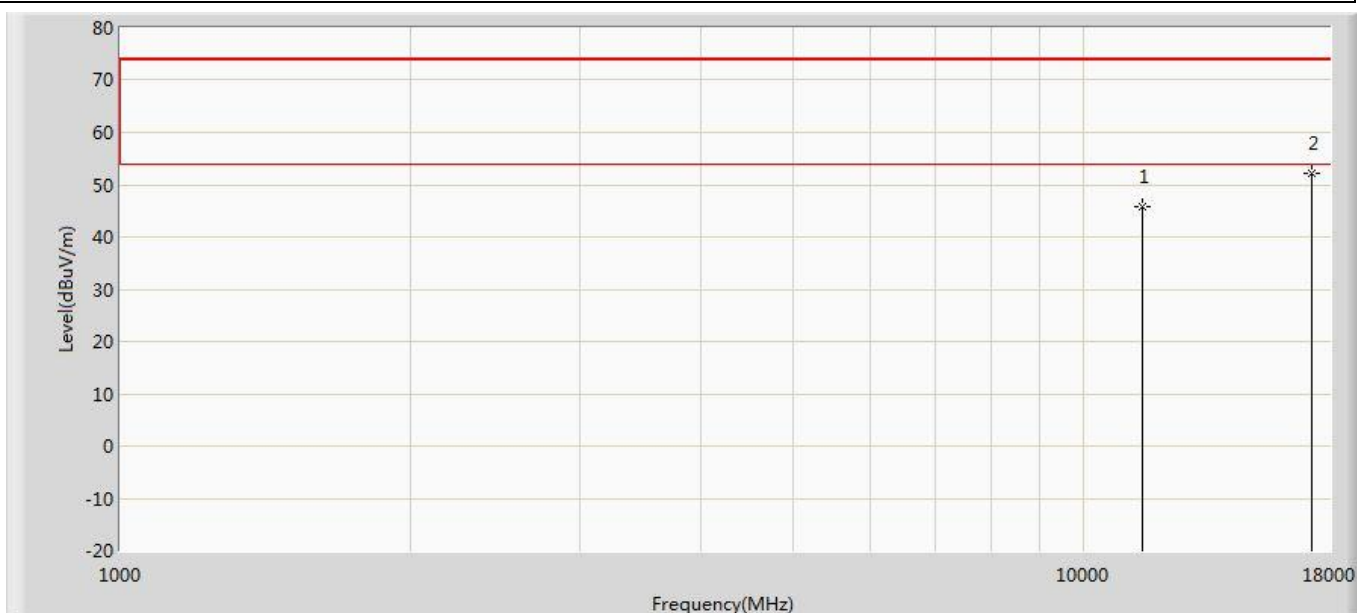
No	Mark	Frequency (MHz)	Measure Level (dBuV/m)	Reading Level (dBuV)	Over Limit (dB)	Limit (dBuV/m)	Factor (dB)	Type
1		10480.000	45.078	33.011	-28.922	74.000	12.068	PK
2	*	15720.000	50.563	32.412	-23.437	74.000	18.152	PK

Profile: 1992128R	Page No.: 119
Engineer: YULIU	
Site: AC5	Time: 2019/11/19 - 05:55
Limit: FCC_Part15.209_RE(3m)	Margin: 0
Probe: Horn_3117_00167055(1-18GHz)	Polarity: Vertical
EUT: AP410C	Power: AC 120V/60Hz
Note: Mode 4:Transmit at 5745MHz by 802.11ac(20MHz)	



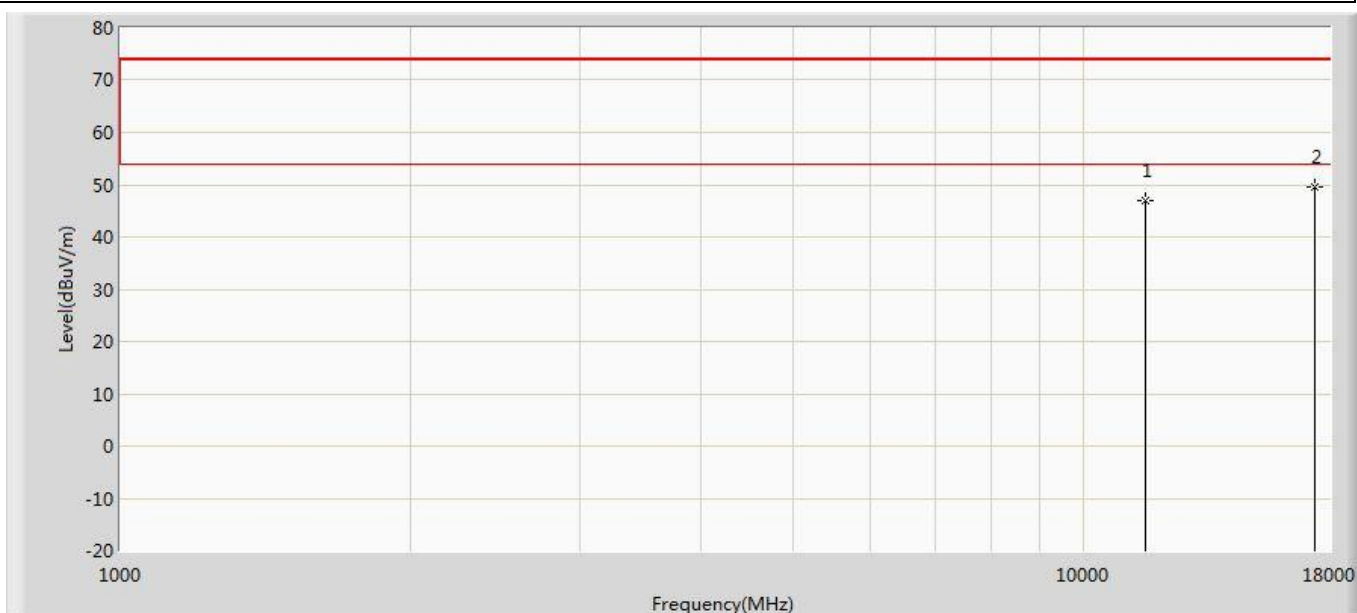
No	Mark	Frequency (MHz)	Measure Level (dBuV/m)	Reading Level (dBuV)	Over Limit (dB)	Limit (dBuV/m)	Factor (dB)	Type
1		11490.000	47.310	33.379	-26.690	74.000	13.931	PK
2	*	17235.000	51.820	31.539	-22.180	74.000	20.281	PK

Profile: 1992128R	Page No.: 120
Engineer: YULIU	
Site: AC5	Time: 2019/11/19 - 05:55
Limit: FCC_Part15.209_RE(3m)	Margin: 0
Probe: Horn_3117_00167055(1-18GHz)	Polarity: Horizontal
EUT: AP410C	Power: AC 120V/60Hz
Note: Mode 4:Transmit at 5745MHz by 802.11ac(20MHz)	



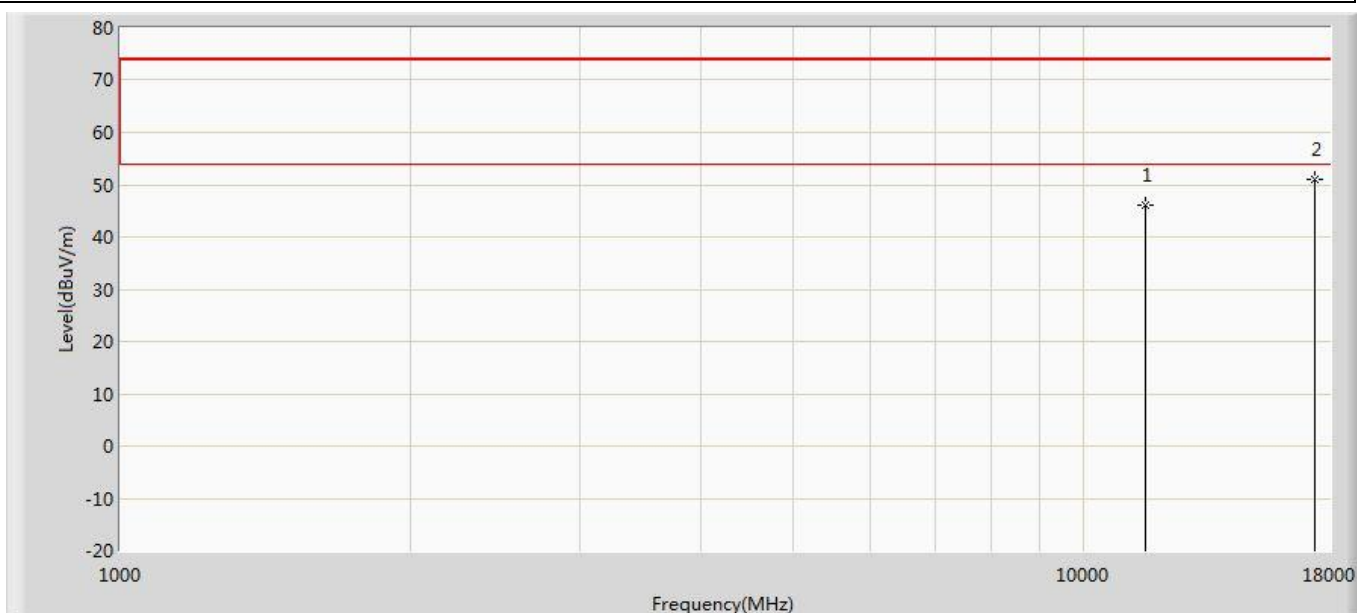
No	Mark	Frequency (MHz)	Measure Level (dBuV/m)	Reading Level (dBuV)	Over Limit (dB)	Limit (dBuV/m)	Factor (dB)	Type
1		11490.000	45.907	31.976	-28.093	74.000	13.931	PK
2	*	17235.000	52.235	31.954	-21.765	74.000	20.281	PK

Profile: 1992128R	Page No.: 121
Engineer: YULIU	
Site: AC5	Time: 2019/11/19 - 05:55
Limit: FCC_Part15.209_RE(3m)	Margin: 0
Probe: Horn_3117_00167055(1-18GHz)	Polarity: Vertical
EUT: AP410C	Power: AC 120V/60Hz
Note: Mode 4:Transmit at 5785MHz by 802.11ac(20MHz)	



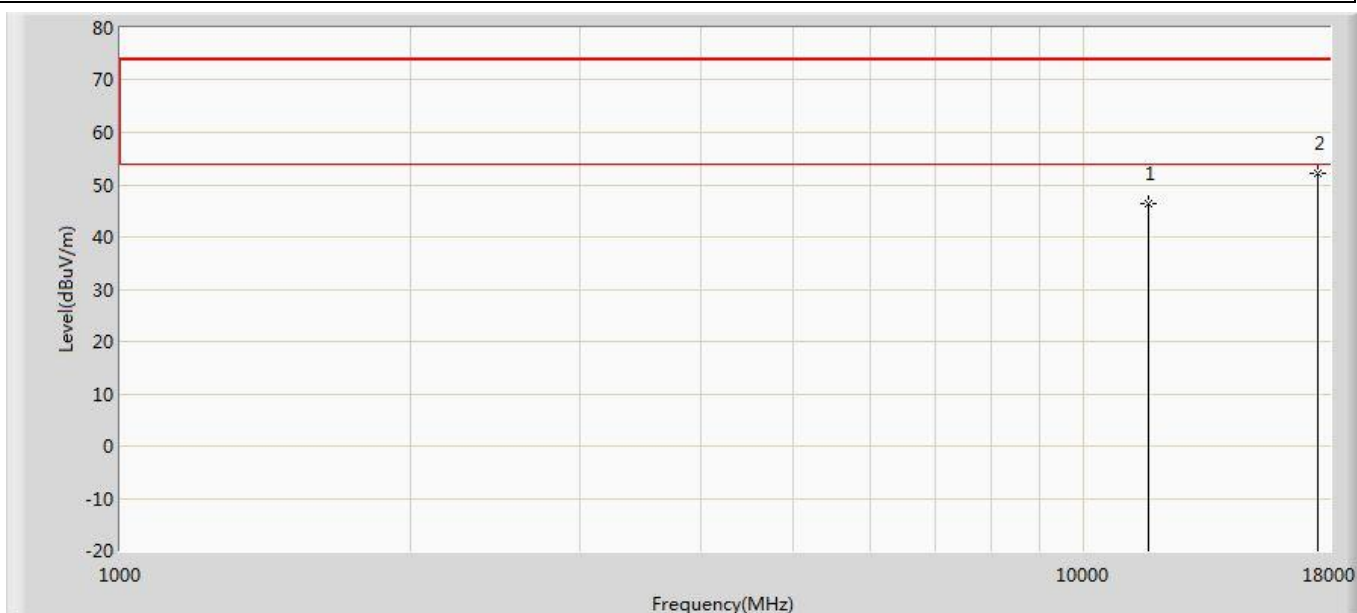
No	Mark	Frequency (MHz)	Measure Level (dBuV/m)	Reading Level (dBuV)	Over Limit (dB)	Limit (dBuV/m)	Factor (dB)	Type
1		11570.000	46.917	32.703	-27.083	74.000	14.214	PK
2	*	17355.000	49.485	29.722	-24.515	74.000	19.762	PK

Profile: 1992128R	Page No.: 122
Engineer: YULIU	
Site: AC5	Time: 2019/11/19 - 05:55
Limit: FCC_Part15.209_RE(3m)	Margin: 0
Probe: Horn_3117_00167055(1-18GHz)	Polarity: Horizontal
EUT: AP410C	Power: AC 120V/60Hz
Note: Mode 4:Transmit at 5785MHz by 802.11ac(20MHz)	



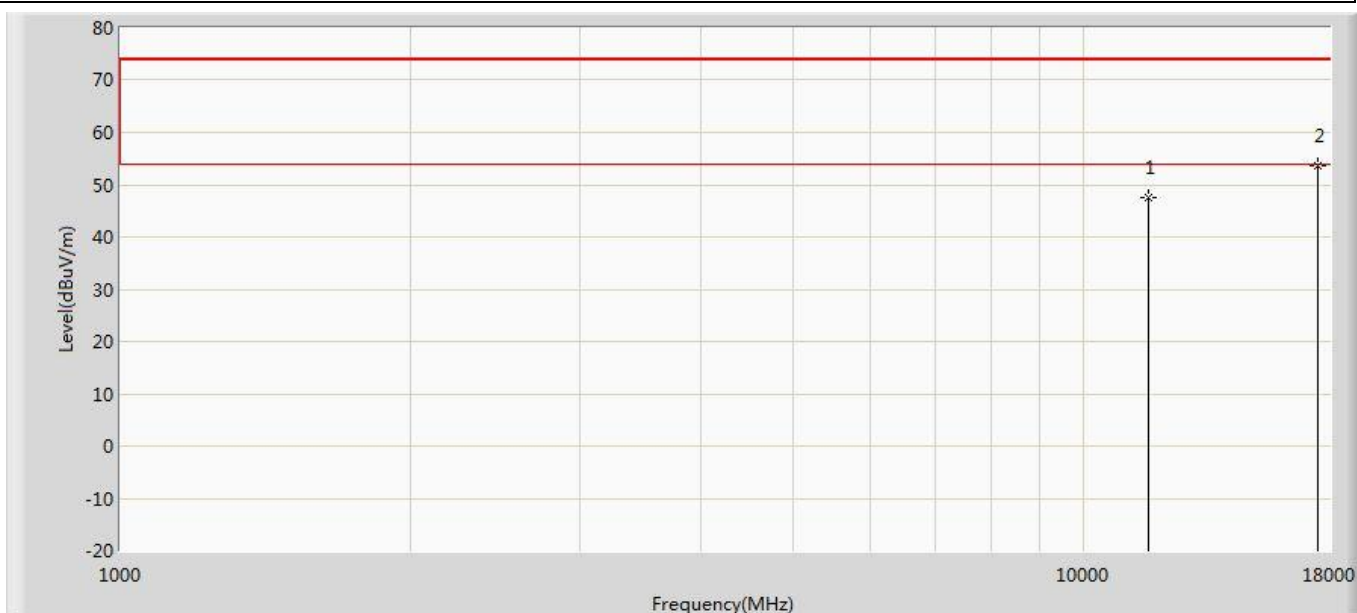
No	Mark	Frequency (MHz)	Measure Level (dBuV/m)	Reading Level (dBuV)	Over Limit (dB)	Limit (dBuV/m)	Factor (dB)	Type
1		11570.000	46.179	31.965	-27.821	74.000	14.214	PK
2	*	17355.000	50.923	31.160	-23.077	74.000	19.762	PK

Profile: 1992128R	Page No.: 123
Engineer: YULIU	
Site: AC5	Time: 2019/11/19 - 05:56
Limit: FCC_Part15.209_RE(3m)	Margin: 0
Probe: Horn_3117_00167055(1-18GHz)	Polarity: Vertical
EUT: AP410C	Power: AC 120V/60Hz
Note: Mode 4:Transmit at 5825MHz by 802.11ac(20MHz)	



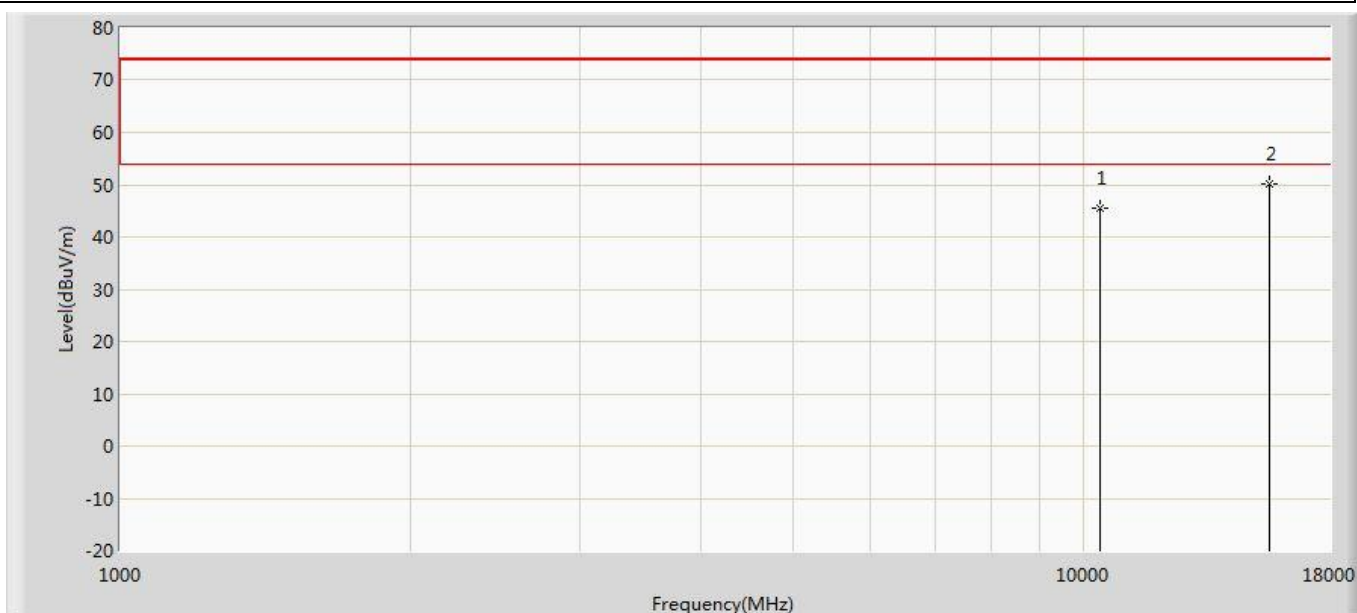
No	Mark	Frequency (MHz)	Measure Level (dBuV/m)	Reading Level (dBuV)	Over Limit (dB)	Limit (dBuV/m)	Factor (dB)	Type
1		11650.000	46.298	31.721	-27.702	74.000	14.577	PK
2	*	17475.000	52.236	32.327	-21.764	74.000	19.909	PK

Profile: 1992128R	Page No.: 124
Engineer: YULIU	
Site: AC5	Time: 2019/11/19 - 05:56
Limit: FCC_Part15.209_RE(3m)	Margin: 0
Probe: Horn_3117_00167055(1-18GHz)	Polarity: Horizontal
EUT: AP410C	Power: AC 120V/60Hz
Note: Mode 4:Transmit at 5825MHz by 802.11ac(20MHz)	



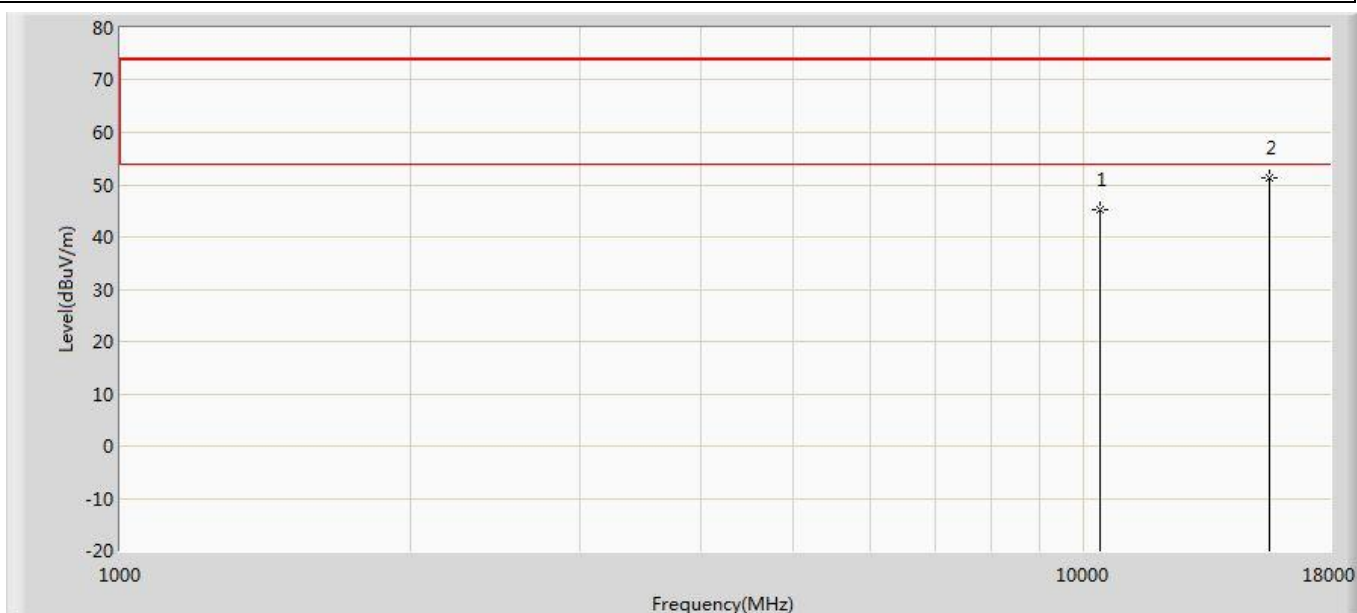
No	Mark	Frequency (MHz)	Measure Level (dBuV/m)	Reading Level (dBuV)	Over Limit (dB)	Limit (dBuV/m)	Factor (dB)	Type
1		11650.000	47.462	32.885	-26.538	74.000	14.577	PK
2	*	17475.000	53.563	33.654	-20.437	74.000	19.909	PK

Profile: 1992128R	Page No.: 125
Engineer: YULIU	
Site: AC5	Time: 2019/11/19 - 05:56
Limit: FCC_Part15.209_RE(3m)	Margin: 0
Probe: Horn_3117_00167055(1-18GHz)	Polarity: Vertical
EUT: AP410C	Power: AC 120V/60Hz
Note: Mode 5:Transmit at 5190MHz by 802.11ac(40MHz)	



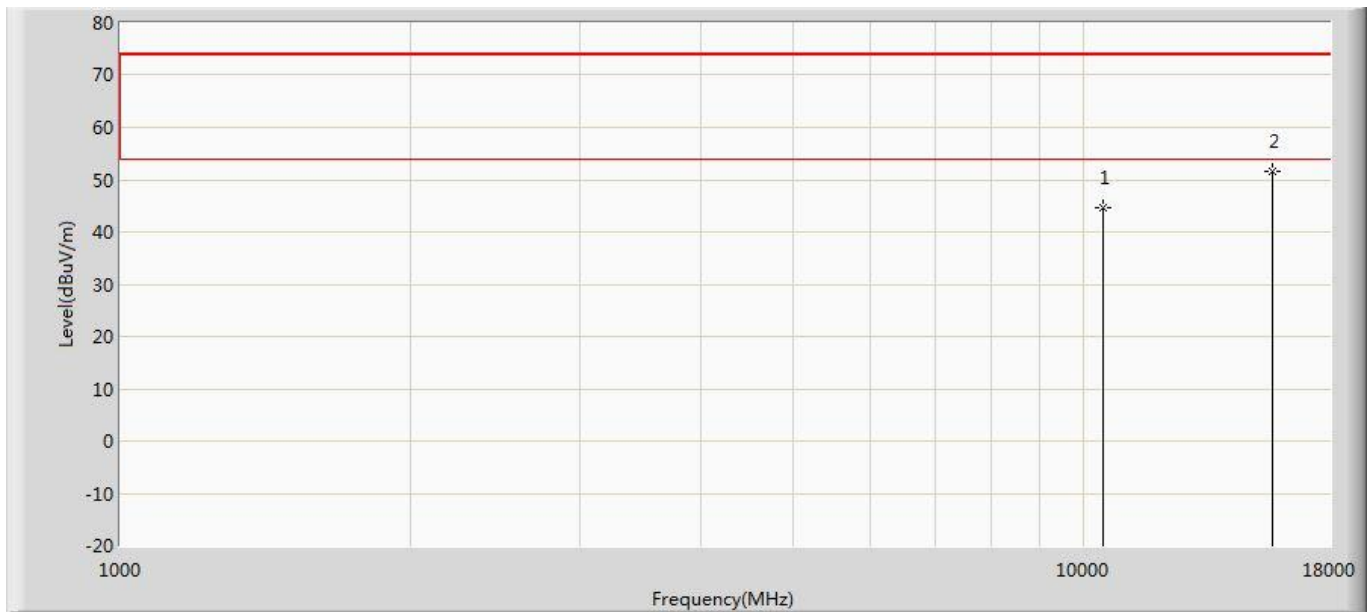
No	Mark	Frequency (MHz)	Measure Level (dBuV/m)	Reading Level (dBuV)	Over Limit (dB)	Limit (dBuV/m)	Factor (dB)	Type
1		10380.000	45.391	33.608	-28.609	74.000	11.783	PK
2	*	15570.000	50.110	32.098	-23.890	74.000	18.012	PK

Profile: 1992128R	Page No.: 126
Engineer: YULIU	
Site: AC5	Time: 2019/11/19 - 05:56
Limit: FCC_Part15.209_RE(3m)	Margin: 0
Probe: Horn_3117_00167055(1-18GHz)	Polarity: Horizontal
EUT: AP410C	Power: AC 120V/60Hz
Note: Mode 5:Transmit at 5190MHz by 802.11ac(40MHz)	



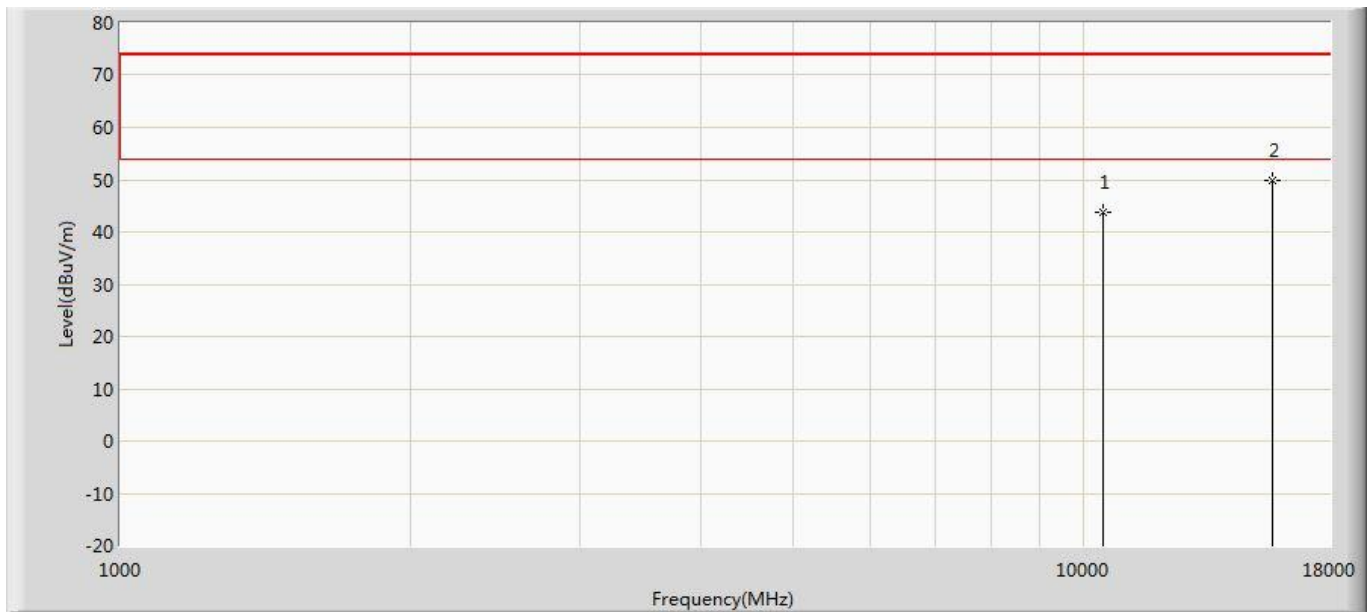
No	Mark	Frequency (MHz)	Measure Level (dBuV/m)	Reading Level (dBuV)	Over Limit (dB)	Limit (dBuV/m)	Factor (dB)	Type
1		10380.000	45.336	33.553	-28.664	74.000	11.783	PK
2	*	15570.000	51.406	33.394	-22.594	74.000	18.012	PK

Profile: 1992128R	Page No.: 127
Engineer: YULIU	
Site: AC5	Time: 2019/11/19 - 05:56
Limit: FCC_Part15.209_RE(3m)	Margin: 0
Probe: Horn_3117_00167055(1-18GHz)	Polarity: Vertical
EUT: AP410C	Power: AC 120V/60Hz
Note: Mode 5:Transmit at 5230MHz by 802.11ac(40MHz)	



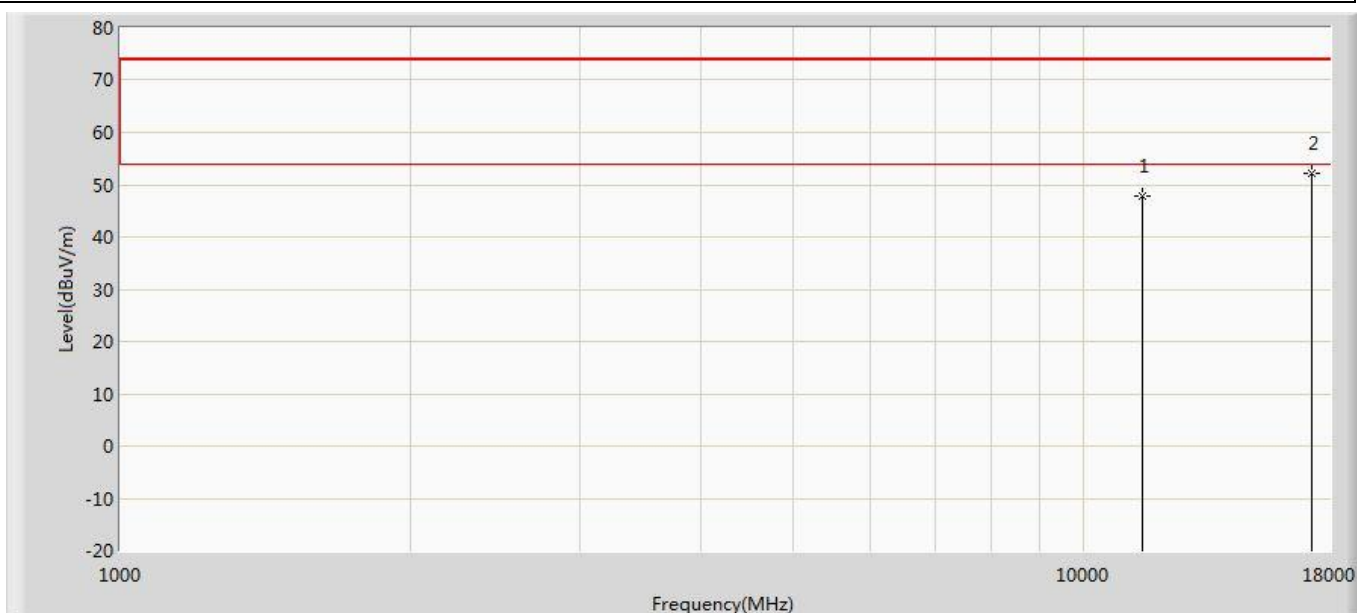
No	Mark	Frequency (MHz)	Measure Level (dBuV/m)	Reading Level (dBuV)	Over Limit (dB)	Limit (dBuV/m)	Factor (dB)	Type
1		10460.000	44.544	32.687	-29.456	74.000	11.857	PK
2	*	15690.000	51.728	33.374	-22.272	74.000	18.354	PK

Profile: 1992128R	Page No.: 128
Engineer: YULIU	
Site: AC5	Time: 2019/11/19 - 05:56
Limit: FCC_Part15.209_RE(3m)	Margin: 0
Probe: Horn_3117_00167055(1-18GHz)	Polarity: Horizontal
EUT: AP410C	Power: AC 120V/60Hz
Note: Mode 5:Transmit at 5230MHz by 802.11ac(40MHz)	



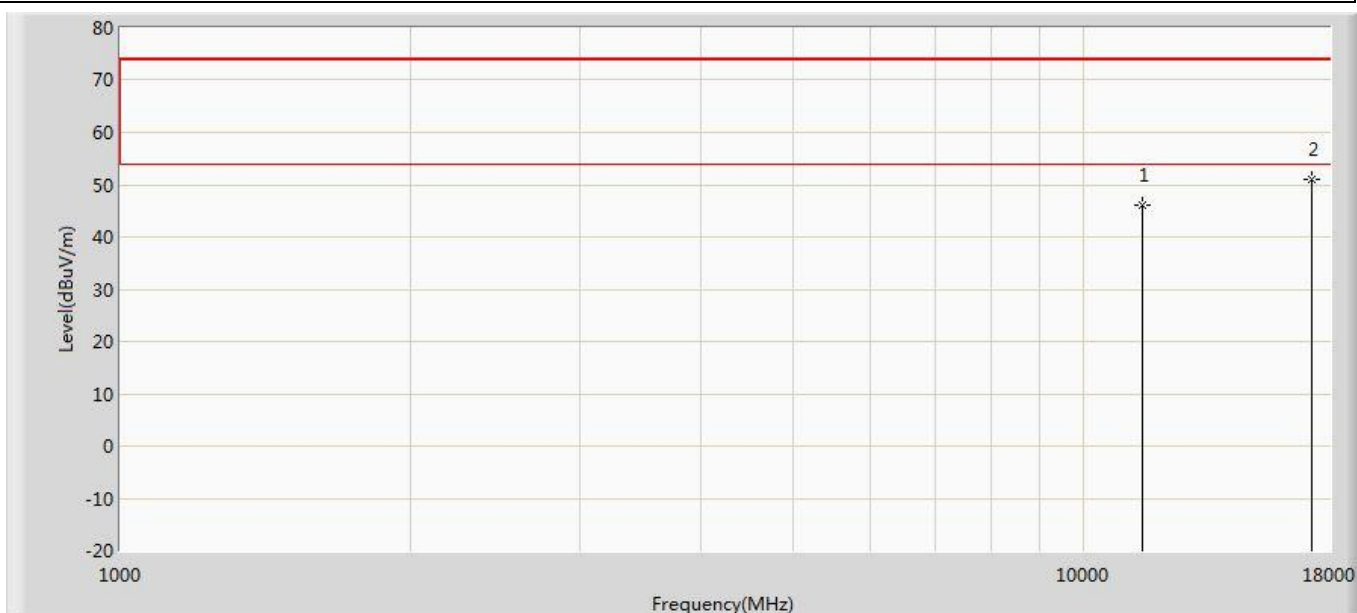
No	Mark	Frequency (MHz)	Measure Level (dBuV/m)	Reading Level (dBuV)	Over Limit (dB)	Limit (dBuV/m)	Factor (dB)	Type
1		10460.000	43.717	31.860	-30.283	74.000	11.857	PK
2	*	15690.000	49.758	31.404	-24.242	74.000	18.354	PK

Profile: 1992128R	Page No.: 129
Engineer: YULIU	
Site: AC5	Time: 2019/11/19 - 05:56
Limit: FCC_Part15.209_RE(3m)	Margin: 0
Probe: Horn_3117_00167055(1-18GHz)	Polarity: Vertical
EUT: AP410C	Power: AC 120V/60Hz
Note: Mode 5:Transmit at 5755MHz by 802.11ac(40MHz)	



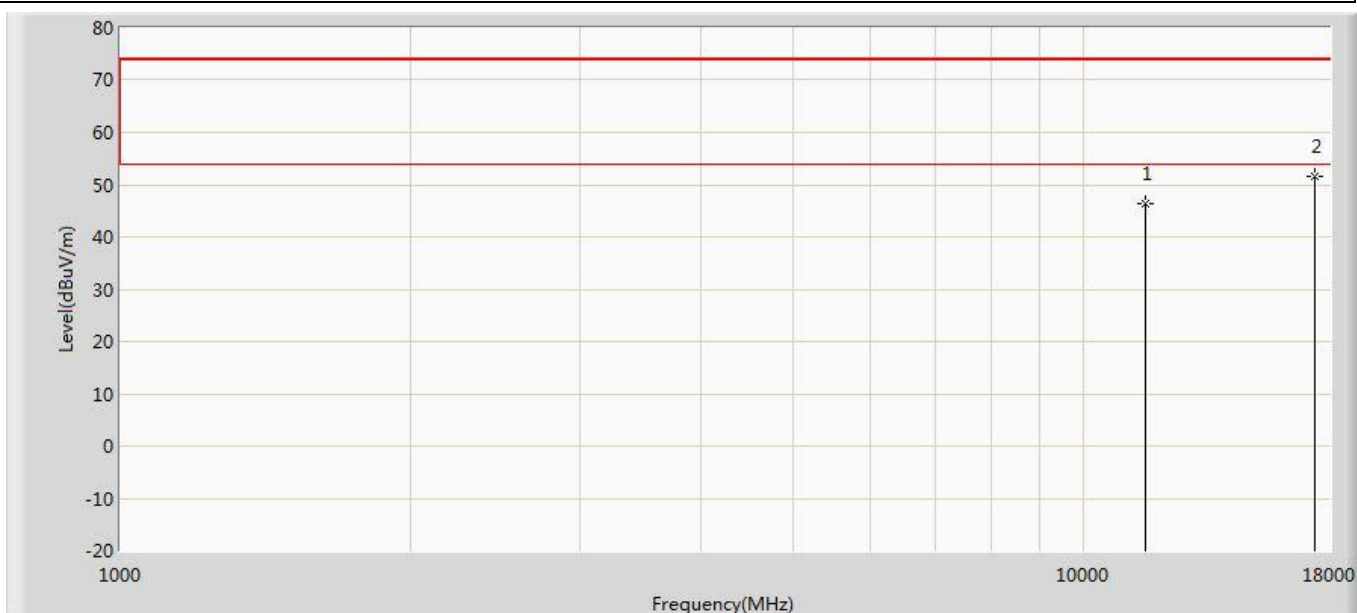
No	Mark	Frequency (MHz)	Measure Level (dBuV/m)	Reading Level (dBuV)	Over Limit (dB)	Limit (dBuV/m)	Factor (dB)	Type
1		11510.000	47.948	33.458	-26.052	74.000	14.490	PK
2	*	17265.000	52.107	31.507	-21.893	74.000	20.600	PK

Profile: 1992128R	Page No.: 130
Engineer: YULIU	
Site: AC5	Time: 2019/11/19 - 05:56
Limit: FCC_Part15.209_RE(3m)	Margin: 0
Probe: Horn_3117_00167055(1-18GHz)	Polarity: Horizontal
EUT: AP410C	Power: AC 120V/60Hz
Note: Mode 5:Transmit at 5755MHz by 802.11ac(40MHz)	



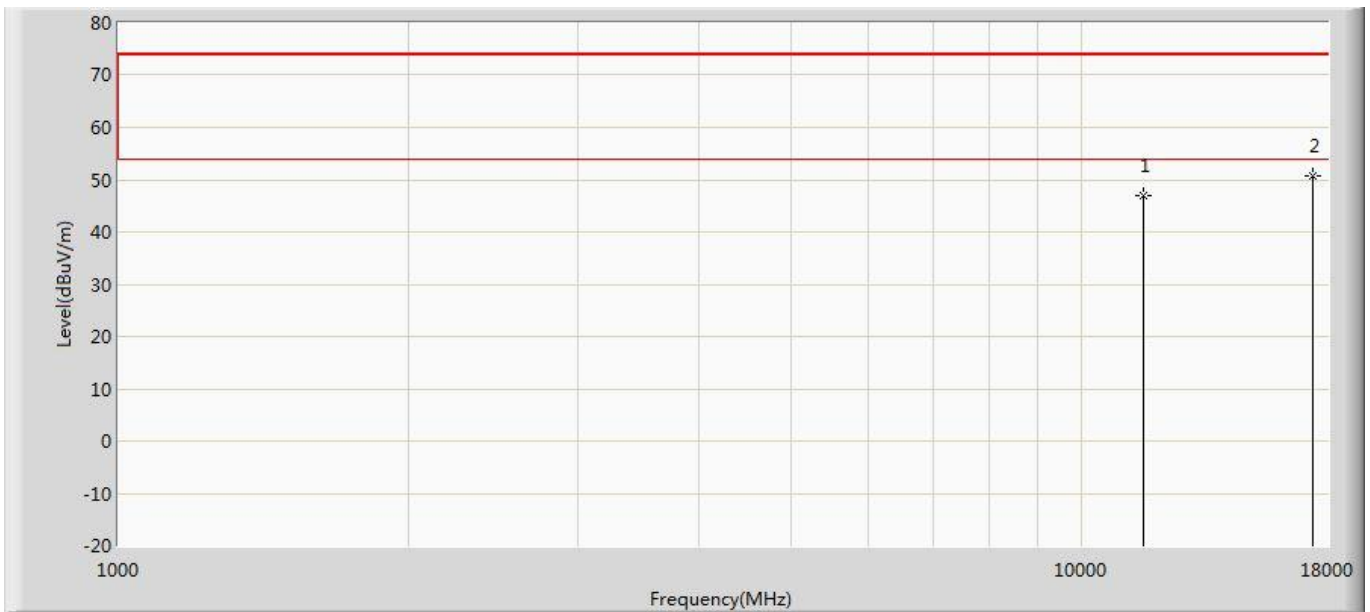
No	Mark	Frequency (MHz)	Measure Level (dBuV/m)	Reading Level (dBuV)	Over Limit (dB)	Limit (dBuV/m)	Factor (dB)	Type
1		11510.000	46.031	31.541	-27.969	74.000	14.490	PK
2	*	17265.000	51.159	30.559	-22.841	74.000	20.600	PK

Profile: 1992128R	Page No.: 131
Engineer: YULIU	
Site: AC5	Time: 2019/11/19 - 05:56
Limit: FCC_Part15.209_RE(3m)	Margin: 0
Probe: Horn_3117_00167055(1-18GHz)	Polarity: Vertical
EUT: AP410C	Power: AC 120V/60Hz
Note: Mode 5:Transmit at 5795MHz by 802.11ac(40MHz)	



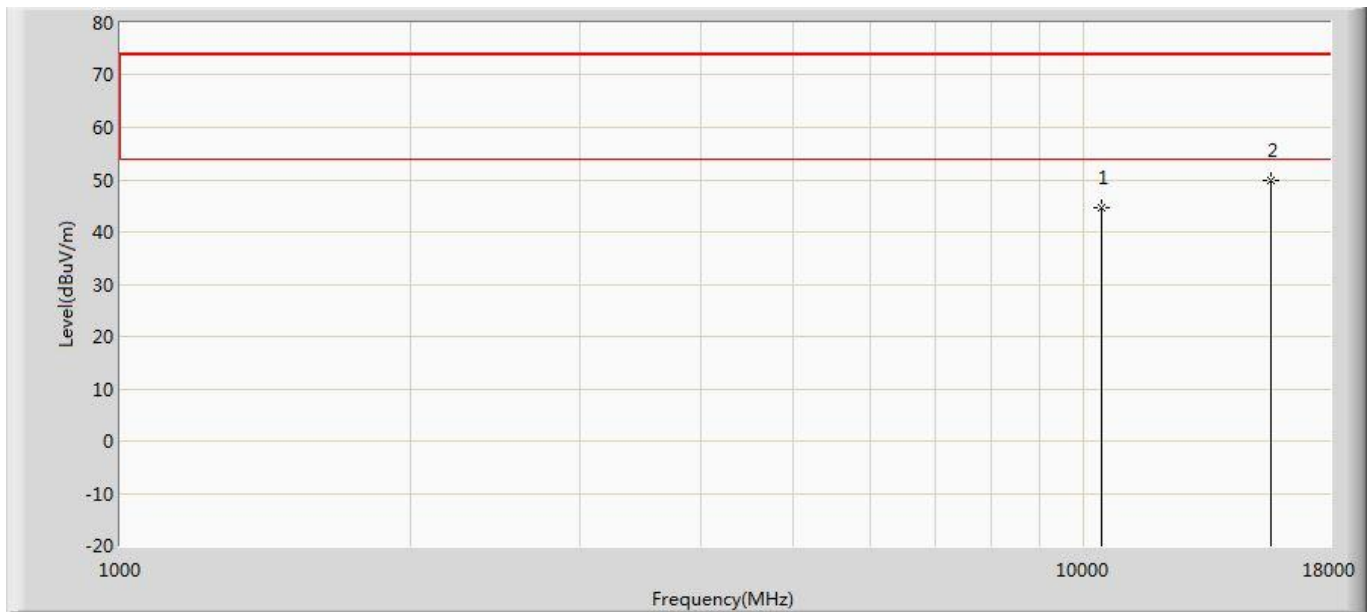
No	Mark	Frequency (MHz)	Measure Level (dBuV/m)	Reading Level (dBuV)	Over Limit (dB)	Limit (dBuV/m)	Factor (dB)	Type
1		11590.000	46.512	31.467	-27.488	74.000	15.045	PK
2	*	17385.000	51.508	31.592	-22.492	74.000	19.916	PK

Profile: 1992128R	Page No.: 132
Engineer: YULIU	
Site: AC5	Time: 2019/11/19 - 05:56
Limit: FCC_Part15.209_RE(3m)	Margin: 0
Probe: Horn_3117_00167055(1-18GHz)	Polarity: Horizontal
EUT: AP410C	Power: AC 120V/60Hz
Note: Mode 5:Transmit at 5795MHz by 802.11ac(40MHz)	



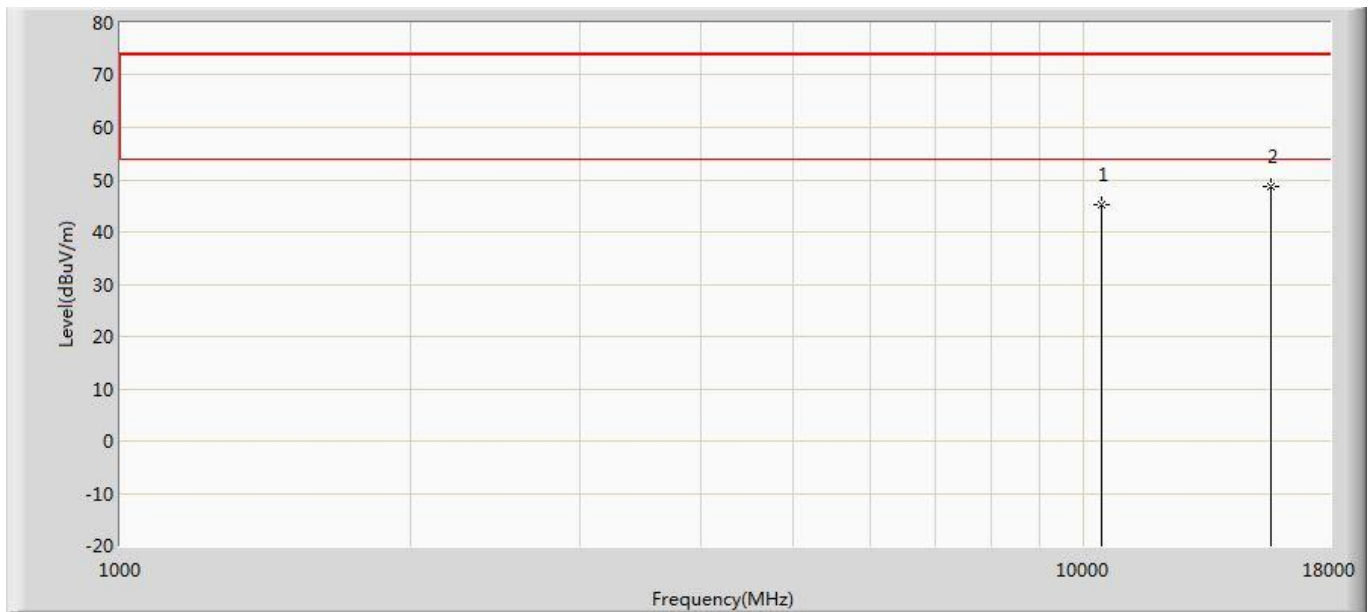
No	Mark	Frequency (MHz)	Measure Level (dBuV/m)	Reading Level (dBuV)	Over Limit (dB)	Limit (dBuV/m)	Factor (dB)	Type
1		11590.000	46.853	31.808	-27.147	74.000	15.045	PK
2	*	17385.000	50.618	30.702	-23.382	74.000	19.916	PK

Profile: 1992128R	Page No.: 133
Engineer: YULIU	
Site: AC5	Time: 2019/11/19 - 05:56
Limit: FCC_Part15.209_RE(3m)	Margin: 0
Probe: Horn_3117_00167055(1-18GHz)	Polarity: Vertical
EUT: AP410C	Power: AC 120V/60Hz
Note: Mode 6:Transmit at 5210MHz by 802.11ac(80MHz)	



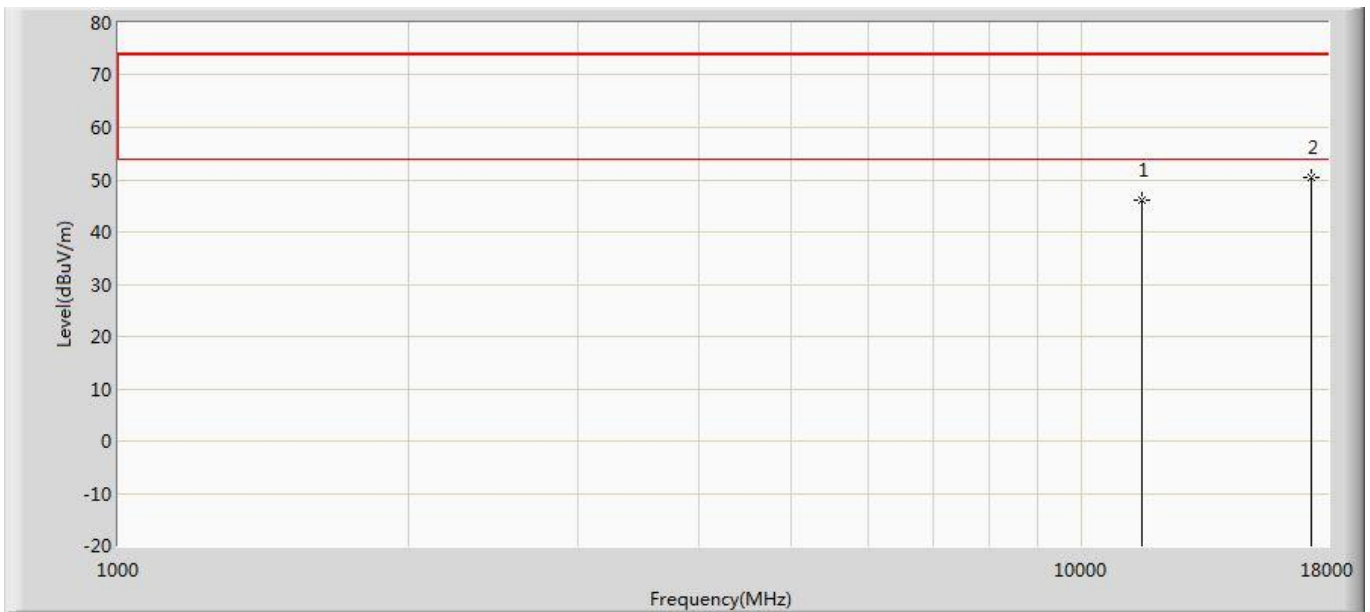
No	Mark	Frequency (MHz)	Measure Level (dBuV/m)	Reading Level (dBuV)	Over Limit (dB)	Limit (dBuV/m)	Factor (dB)	Type
1		10420.000	44.782	33.003	-29.218	74.000	11.780	PK
2	*	15630.000	49.916	32.054	-24.084	74.000	17.862	PK

Profile: 1992128R	Page No.: 134
Engineer: YULIU	
Site: AC5	Time: 2019/11/19 - 05:57
Limit: FCC_Part15.209_RE(3m)	Margin: 0
Probe: Horn_3117_00167055(1-18GHz)	Polarity: Horizontal
EUT: AP410C	Power: AC 120V/60Hz
Note: Mode 6:Transmit at 5210MHz by 802.11ac(80MHz)	



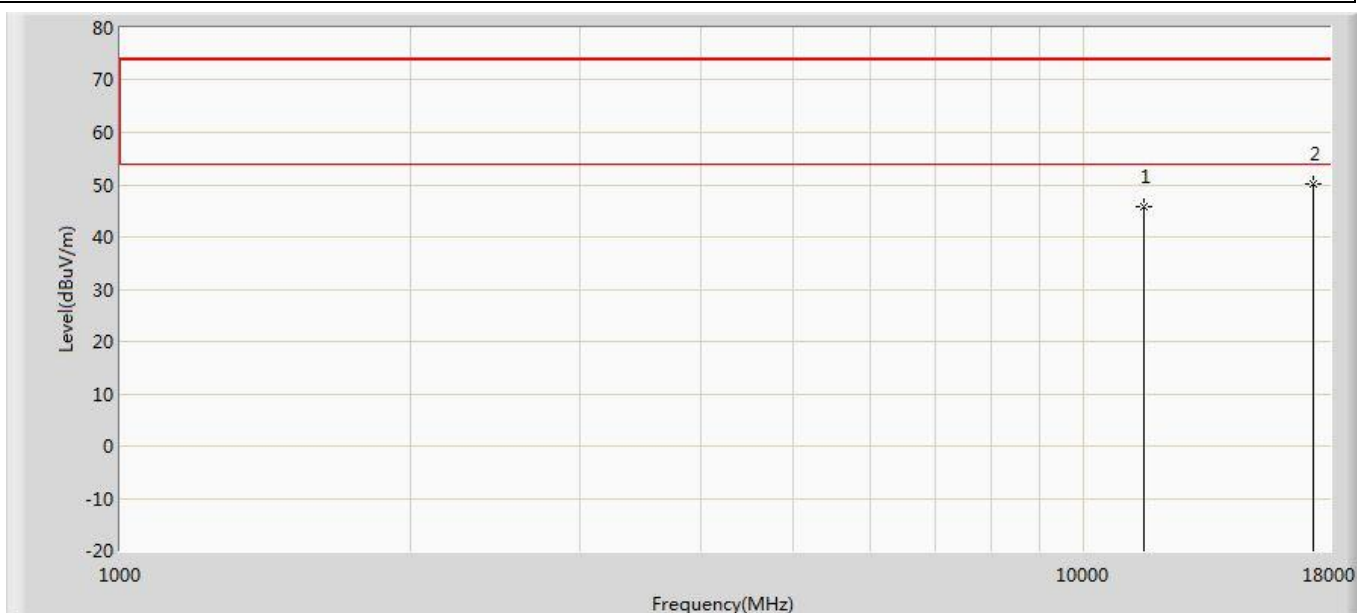
No	Mark	Frequency (MHz)	Measure Level (dBuV/m)	Reading Level (dBuV)	Over Limit (dB)	Limit (dBuV/m)	Factor (dB)	Type
1		10420.000	45.117	33.338	-28.883	74.000	11.780	PK
2	*	15630.000	48.635	30.773	-25.365	74.000	17.862	PK

Profile: 1992128R	Page No.: 135
Engineer: YULIU	
Site: AC5	Time: 2019/11/19 - 05:57
Limit: FCC_Part15.209_RE(3m)	Margin: 0
Probe: Horn_3117_00167055(1-18GHz)	Polarity: Vertical
EUT: AP410C	Power: AC 120V/60Hz
Note: Mode 6:Transmit at 5775MHz by 802.11ac(80MHz)	



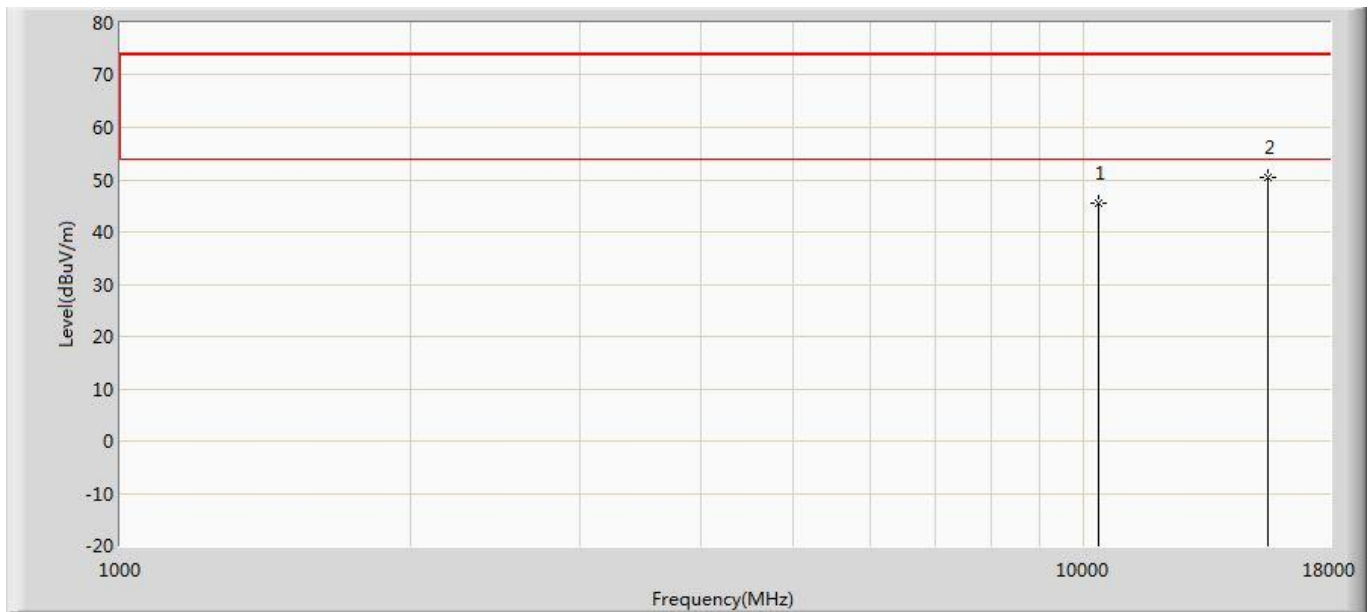
No	Mark	Frequency (MHz)	Measure Level (dBuV/m)	Reading Level (dBuV)	Over Limit (dB)	Limit (dBuV/m)	Factor (dB)	Type
1		11550.000	45.943	31.533	-28.057	74.000	14.409	PK
2	*	17325.000	50.362	29.797	-23.638	74.000	20.565	PK

Profile: 1992128R	Page No.: 136
Engineer: YULIU	
Site: AC5	Time: 2019/11/19 - 05:57
Limit: FCC_Part15.209_RE(3m)	Margin: 0
Probe: Horn_3117_00167055(1-18GHz)	Polarity: Horizontal
EUT: AP410C	Power: AC 120V/60Hz
Note: Mode 6:Transmit at 5775MHz by 802.11ac(80MHz)	



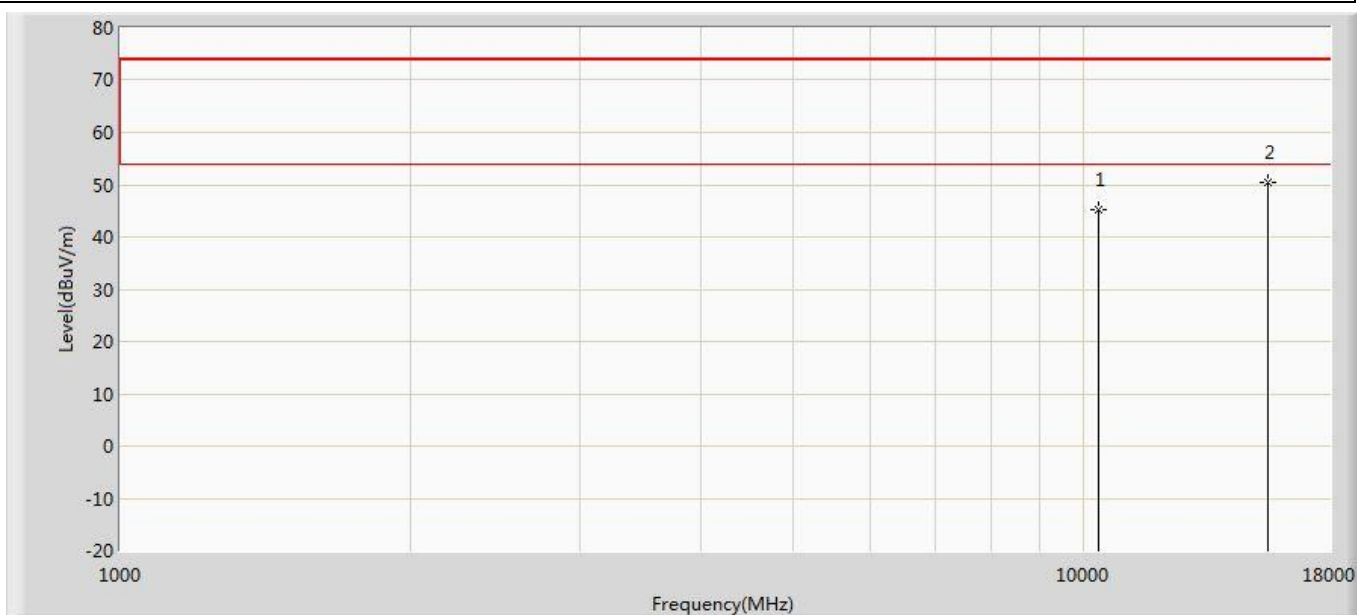
No	Mark	Frequency (MHz)	Measure Level (dBuV/m)	Reading Level (dBuV)	Over Limit (dB)	Limit (dBuV/m)	Factor (dB)	Type
1		11550.000	45.798	31.388	-28.202	74.000	14.409	PK
2	*	17325.000	50.207	29.642	-23.793	74.000	20.565	PK

Profile: 1992128R	Page No.: 137
Engineer: YULIU	
Site: AC5	Time: 2019/11/19 - 05:57
Limit: FCC_Part15.209_RE(3m)	Margin: 0
Probe: Horn_3117_00167055(1-18GHz)	Polarity: Vertical
EUT: AP410C	Power: AC 120V/60Hz
Note: Mode 7:Transmit at 5180MHz by 802.11ax(20MHz)	



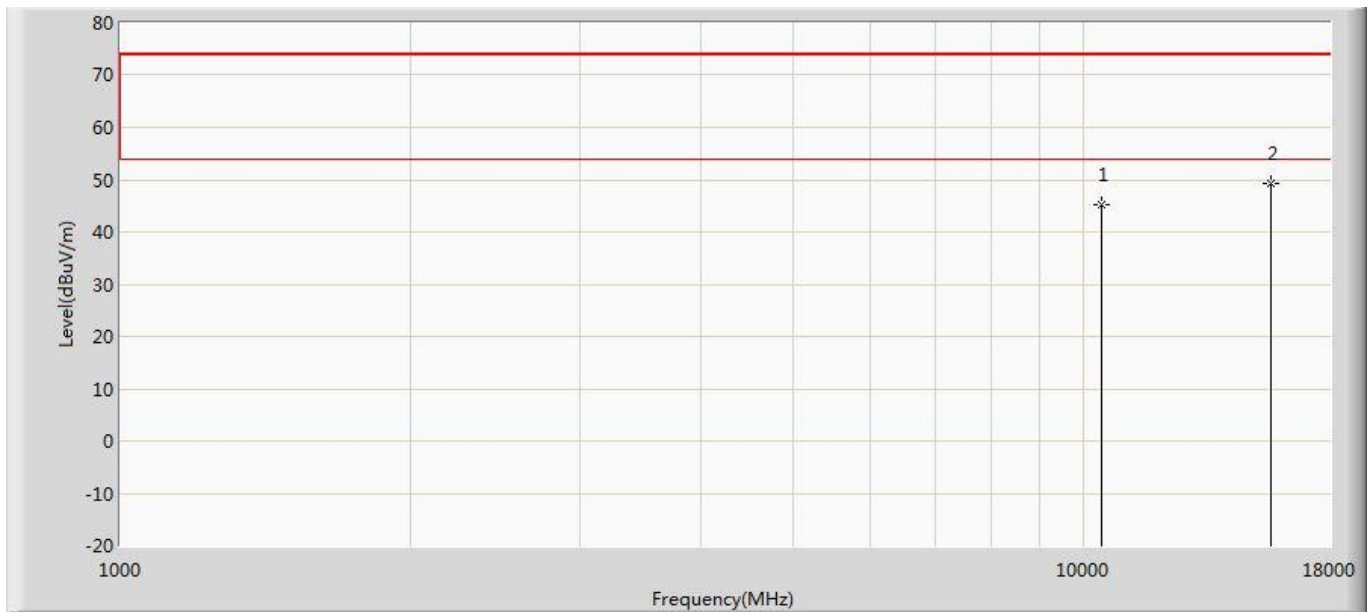
No	Mark	Frequency (MHz)	Measure Level (dBuV/m)	Reading Level (dBuV)	Over Limit (dB)	Limit (dBuV/m)	Factor (dB)	Type
1		10360.000	45.506	33.748	-28.494	74.000	11.757	PK
2	*	15540.000	50.356	32.885	-23.644	74.000	17.471	PK

Profile: 1992128R	Page No.: 138
Engineer: YULIU	
Site: AC5	Time: 2019/11/19 - 05:57
Limit: FCC_Part15.209_RE(3m)	Margin: 0
Probe: Horn_3117_00167055(1-18GHz)	Polarity: Horizontal
EUT: AP410C	Power: AC 120V/60Hz
Note: Mode 7:Transmit at 5180MHz by 802.11ax(20MHz)	



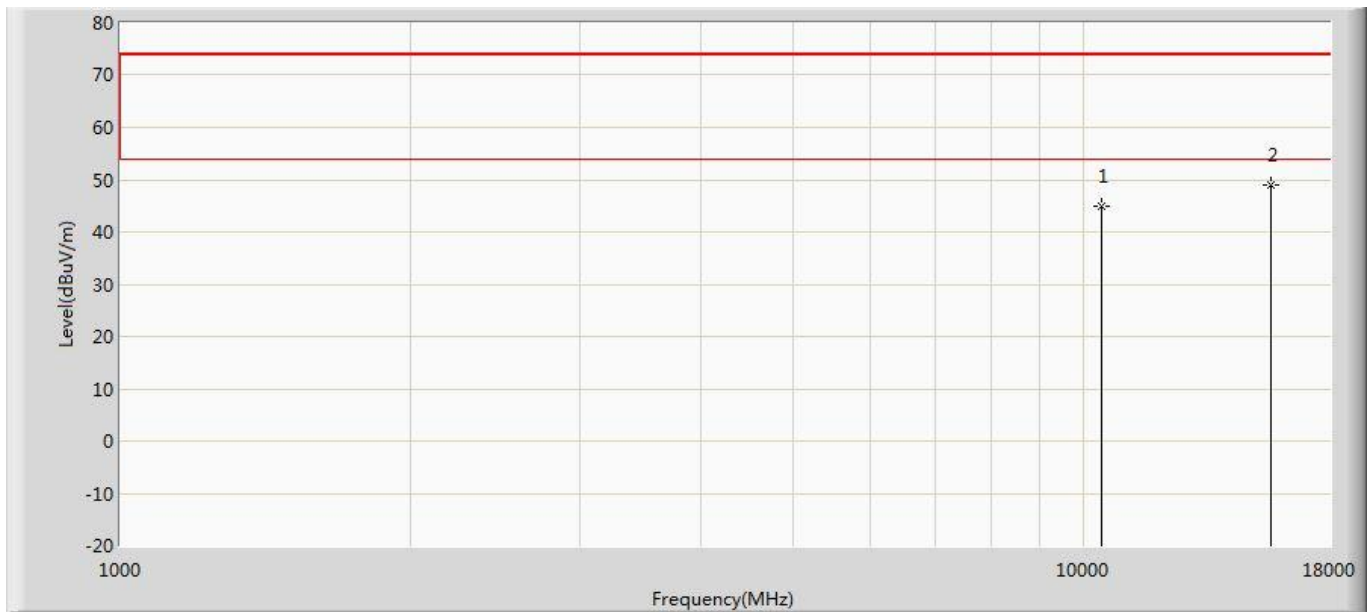
No	Mark	Frequency (MHz)	Measure Level (dBuV/m)	Reading Level (dBuV)	Over Limit (dB)	Limit (dBuV/m)	Factor (dB)	Type
1		10360.000	45.187	33.429	-28.813	74.000	11.757	PK
2	*	15540.000	50.577	33.106	-23.423	74.000	17.471	PK

Profile: 1992128R	Page No.: 139
Engineer: YULIU	
Site: AC5	Time: 2019/11/19 - 05:57
Limit: FCC_Part15.209_RE(3m)	Margin: 0
Probe: Horn_3117_00167055(1-18GHz)	Polarity: Vertical
EUT: AP410C	Power: AC 120V/60Hz
Note: Mode 7:Transmit at 5220MHz by 802.11ax(20MHz)	



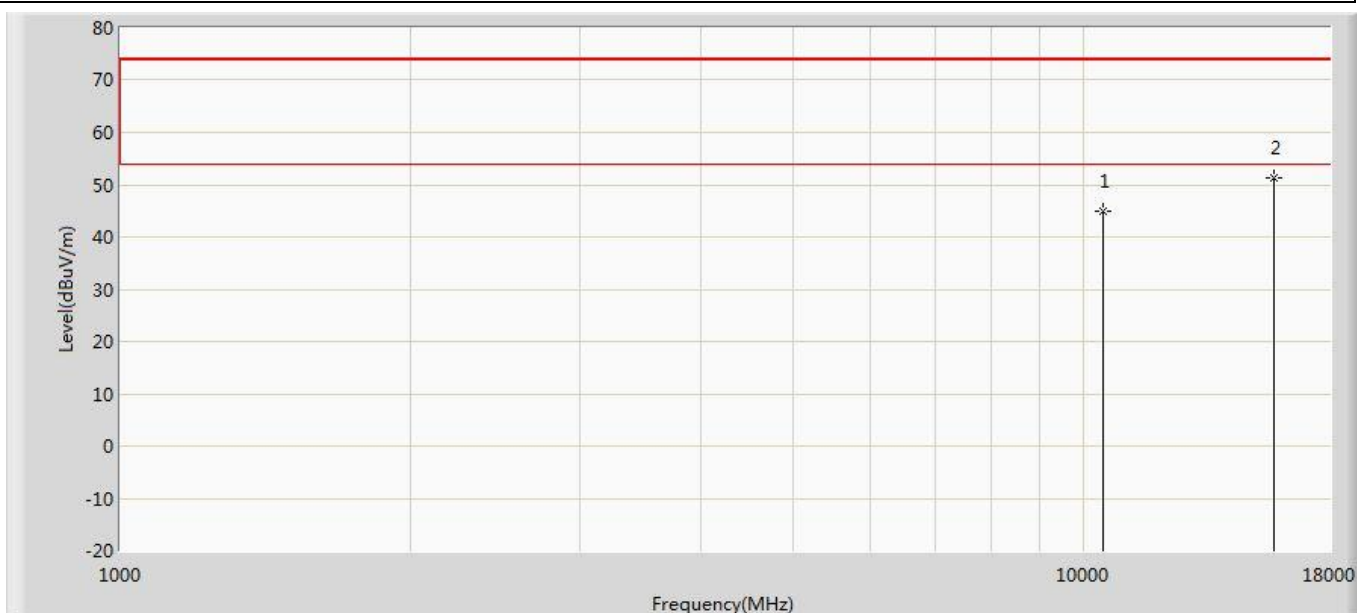
No	Mark	Frequency (MHz)	Measure Level (dBuV/m)	Reading Level (dBuV)	Over Limit (dB)	Limit (dBuV/m)	Factor (dB)	Type
1		10440.000	45.352	33.001	-28.648	74.000	12.351	PK
2	*	15660.000	49.264	31.737	-24.736	74.000	17.527	PK

Profile: 1992128R	Page No.: 140
Engineer: YULIU	
Site: AC5	Time: 2019/11/19 - 05:57
Limit: FCC_Part15.209_RE(3m)	Margin: 0
Probe: Horn_3117_00167055(1-18GHz)	Polarity: Horizontal
EUT: AP410C	Power: AC 120V/60Hz
Note: Mode 7:Transmit at 5220MHz by 802.11ax(20MHz)	



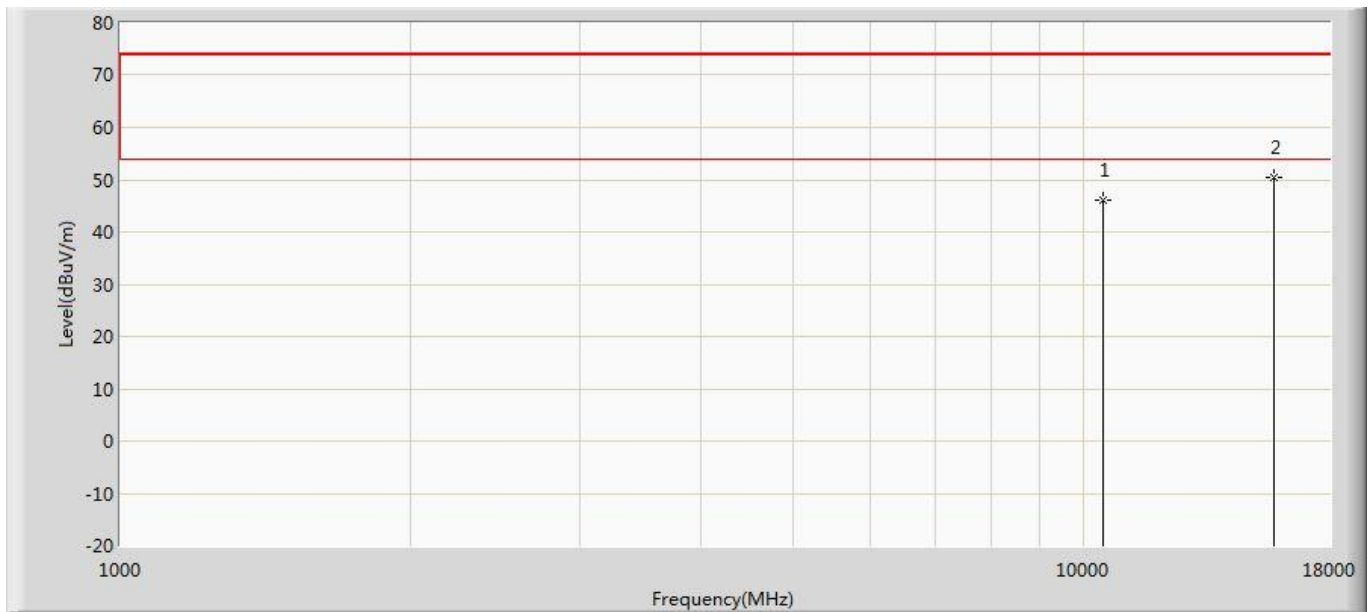
No	Mark	Frequency (MHz)	Measure Level (dBuV/m)	Reading Level (dBuV)	Over Limit (dB)	Limit (dBuV/m)	Factor (dB)	Type
1		10440.000	44.823	32.472	-29.177	74.000	12.351	PK
2	*	15660.000	49.030	31.503	-24.970	74.000	17.527	PK

Profile: 1992128R	Page No.: 141
Engineer: YULIU	
Site: AC5	Time: 2019/11/19 - 05:57
Limit: FCC_Part15.209_RE(3m)	Margin: 0
Probe: Horn_3117_00167055(1-18GHz)	Polarity: Vertical
EUT: AP410C	Power: AC 120V/60Hz
Note: Mode 7:Transmit at 5240MHz by 802.11ax(20MHz)	



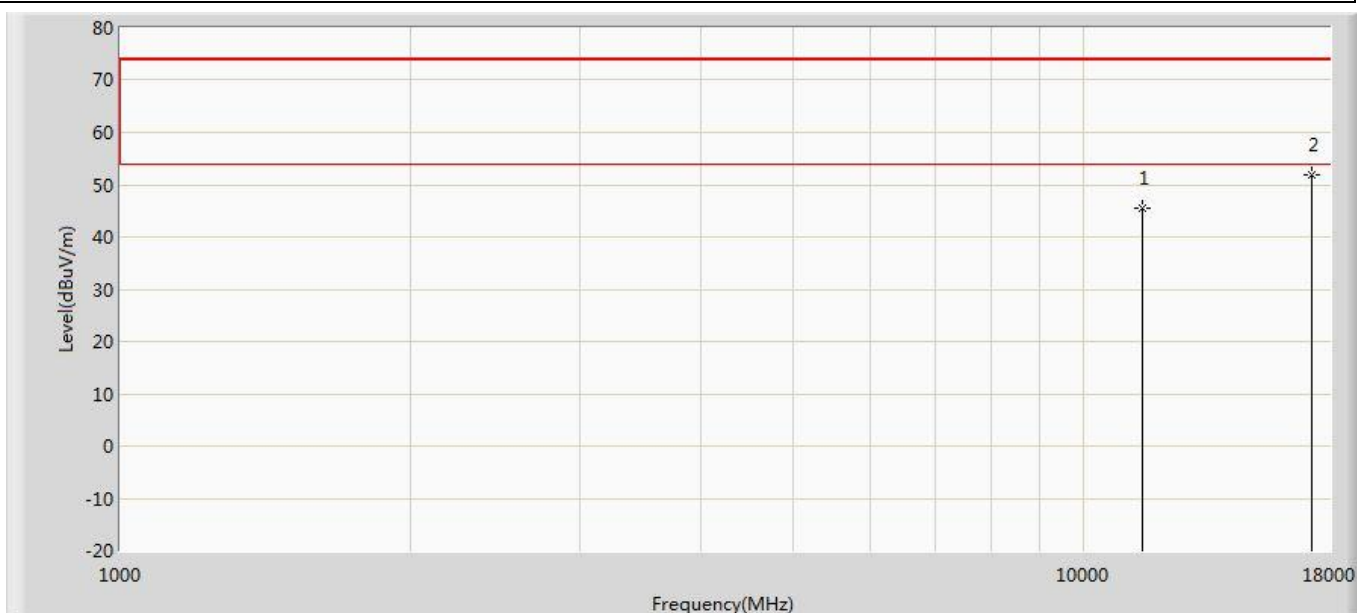
No	Mark	Frequency (MHz)	Measure Level (dBuV/m)	Reading Level (dBuV)	Over Limit (dB)	Limit (dBuV/m)	Factor (dB)	Type
1		10480.000	44.952	32.885	-29.048	74.000	12.068	PK
2	*	15720.000	51.377	33.226	-22.623	74.000	18.152	PK

Profile: 1992128R	Page No.: 142
Engineer: YULIU	
Site: AC5	Time: 2019/11/19 - 05:57
Limit: FCC_Part15.209_RE(3m)	Margin: 0
Probe: Horn_3117_00167055(1-18GHz)	Polarity: Horizontal
EUT: AP410C	Power: AC 120V/60Hz
Note: Mode 7:Transmit at 5240MHz by 802.11ax(20MHz)	



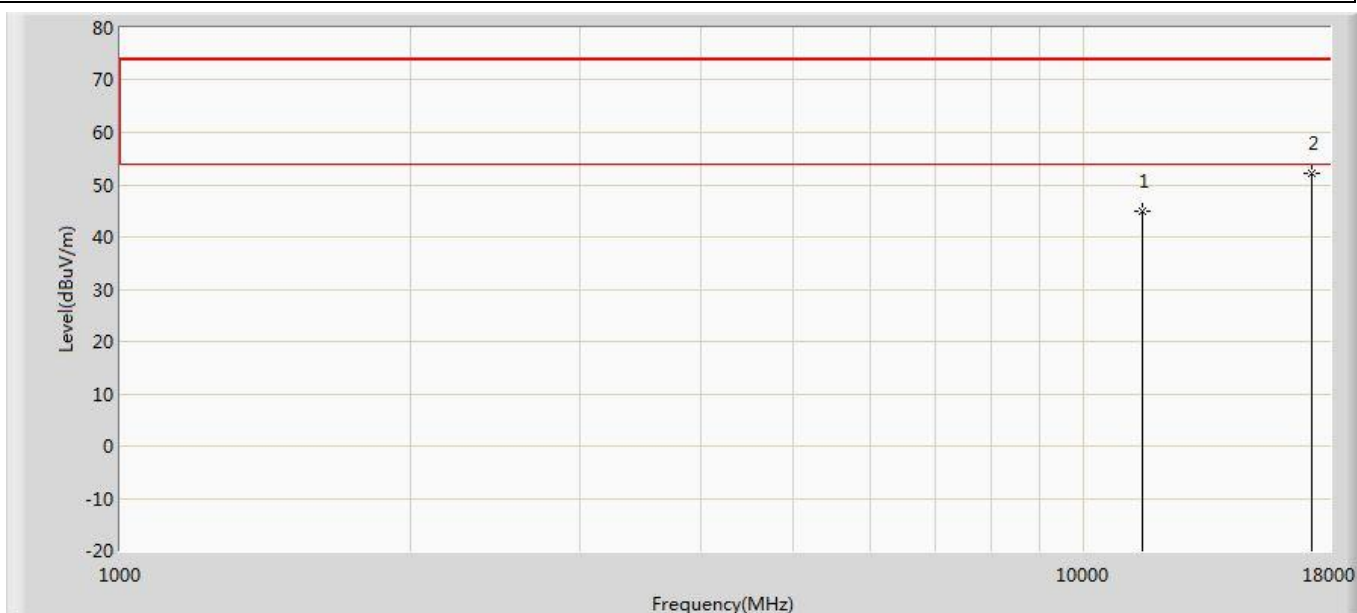
No	Mark	Frequency (MHz)	Measure Level (dBuV/m)	Reading Level (dBuV)	Over Limit (dB)	Limit (dBuV/m)	Factor (dB)	Type
1		10480.000	45.961	33.894	-28.039	74.000	12.068	PK
2	*	15720.000	50.458	32.307	-23.542	74.000	18.152	PK

Profile: 1992128R	Page No.: 143
Engineer: YULIU	
Site: AC5	Time: 2019/11/19 - 05:57
Limit: FCC_Part15.209_RE(3m)	Margin: 0
Probe: Horn_3117_00167055(1-18GHz)	Polarity: Vertical
EUT: AP410C	Power: AC 120V/60Hz
Note: Mode 7:Transmit at 5745MHz by 802.11ax(20MHz)	



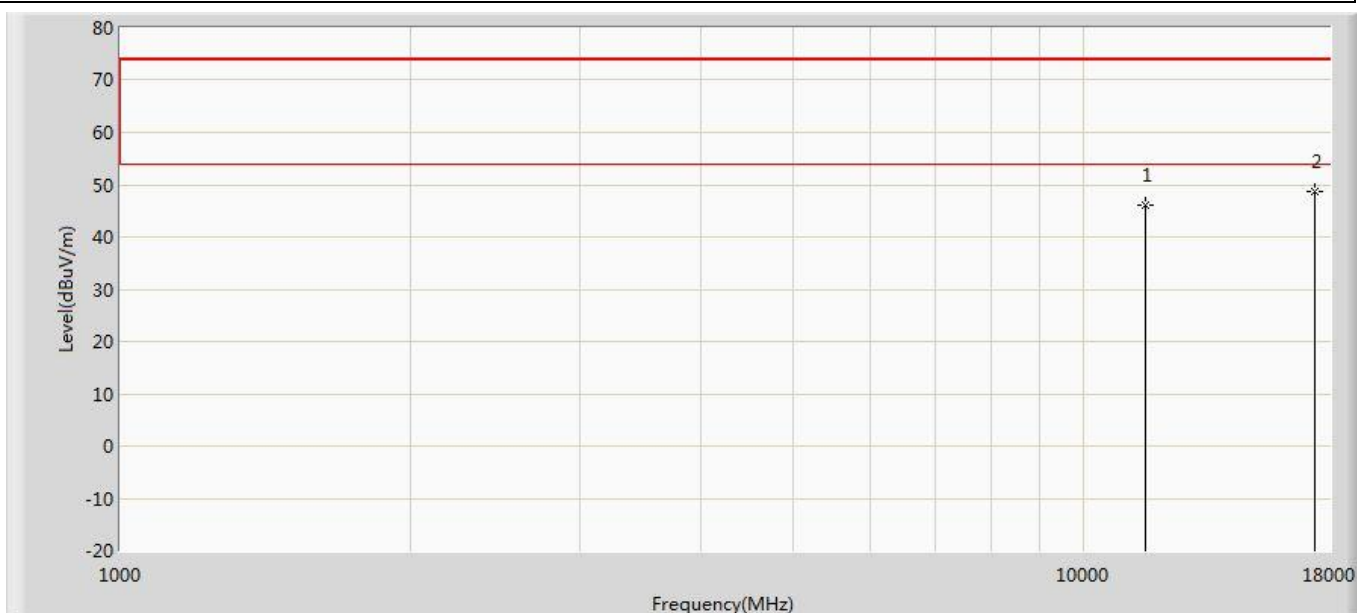
No	Mark	Frequency (MHz)	Measure Level (dBuV/m)	Reading Level (dBuV)	Over Limit (dB)	Limit (dBuV/m)	Factor (dB)	Type
1		11490.000	45.397	31.466	-28.603	74.000	13.931	PK
2	*	17235.000	51.883	31.602	-22.117	74.000	20.281	PK

Profile: 1992128R	Page No.: 144
Engineer: YULIU	
Site: AC5	Time: 2019/11/19 - 05:57
Limit: FCC_Part15.209_RE(3m)	Margin: 0
Probe: Horn_3117_00167055(1-18GHz)	Polarity: Horizontal
EUT: AP410C	Power: AC 120V/60Hz
Note: Mode 7:Transmit at 5745MHz by 802.11ax(20MHz)	



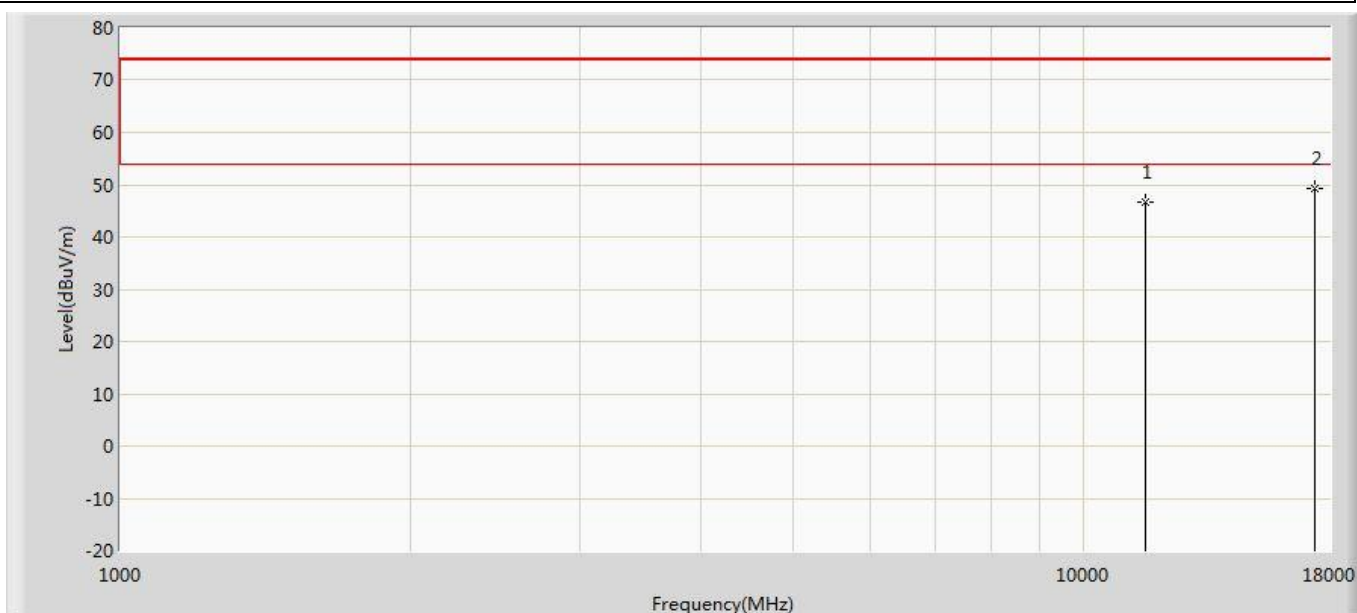
No	Mark	Frequency (MHz)	Measure Level (dBuV/m)	Reading Level (dBuV)	Over Limit (dB)	Limit (dBuV/m)	Factor (dB)	Type
1		11490.000	44.985	31.054	-29.015	74.000	13.931	PK
2	*	17235.000	52.078	31.797	-21.922	74.000	20.281	PK

Profile: 1992128R	Page No.: 145
Engineer: YULIU	
Site: AC5	Time: 2019/11/19 - 05:58
Limit: FCC_Part15.209_RE(3m)	Margin: 0
Probe: Horn_3117_00167055(1-18GHz)	Polarity: Vertical
EUT: AP410C	Power: AC 120V/60Hz
Note: Mode 7:Transmit at 5785MHz by 802.11ax(20MHz)	



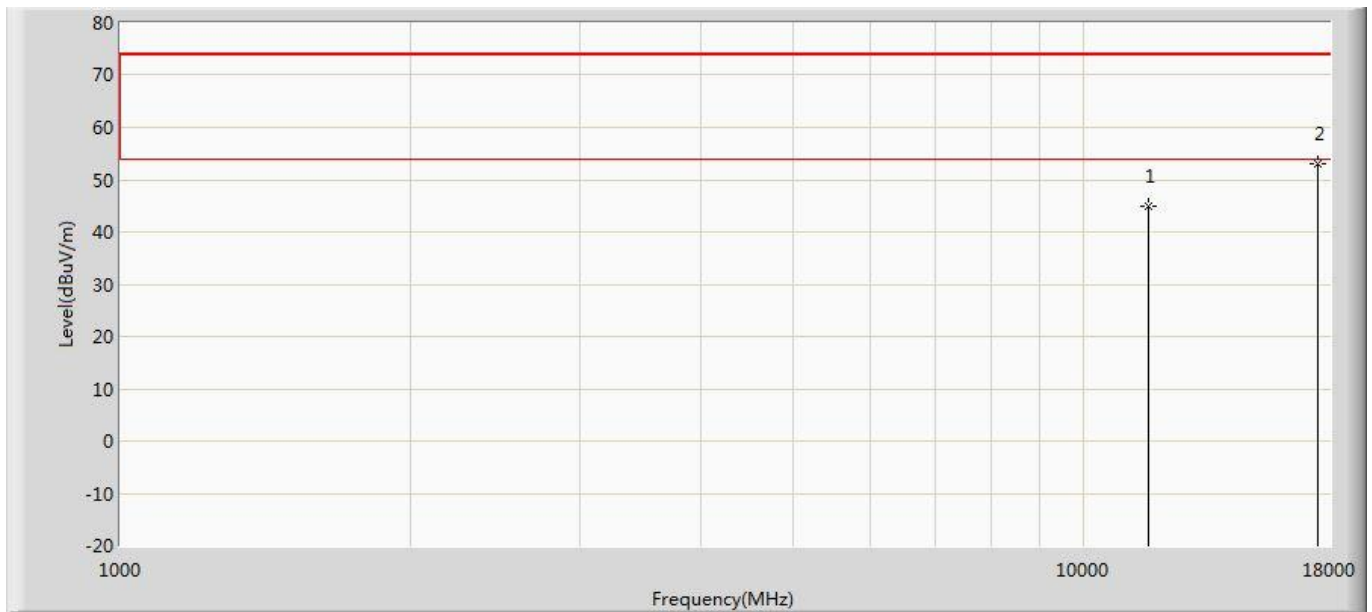
No	Mark	Frequency (MHz)	Measure Level (dBuV/m)	Reading Level (dBuV)	Over Limit (dB)	Limit (dBuV/m)	Factor (dB)	Type
1		11570.000	46.212	31.998	-27.788	74.000	14.214	PK
2	*	17355.000	48.677	28.914	-25.323	74.000	19.762	PK

Profile: 1992128R	Page No.: 146
Engineer: YULIU	
Site: AC5	Time: 2019/11/19 - 05:58
Limit: FCC_Part15.209_RE(3m)	Margin: 0
Probe: Horn_3117_00167055(1-18GHz)	Polarity: Horizontal
EUT: AP410C	Power: AC 120V/60Hz
Note: Mode 7:Transmit at 5785MHz by 802.11ax(20MHz)	



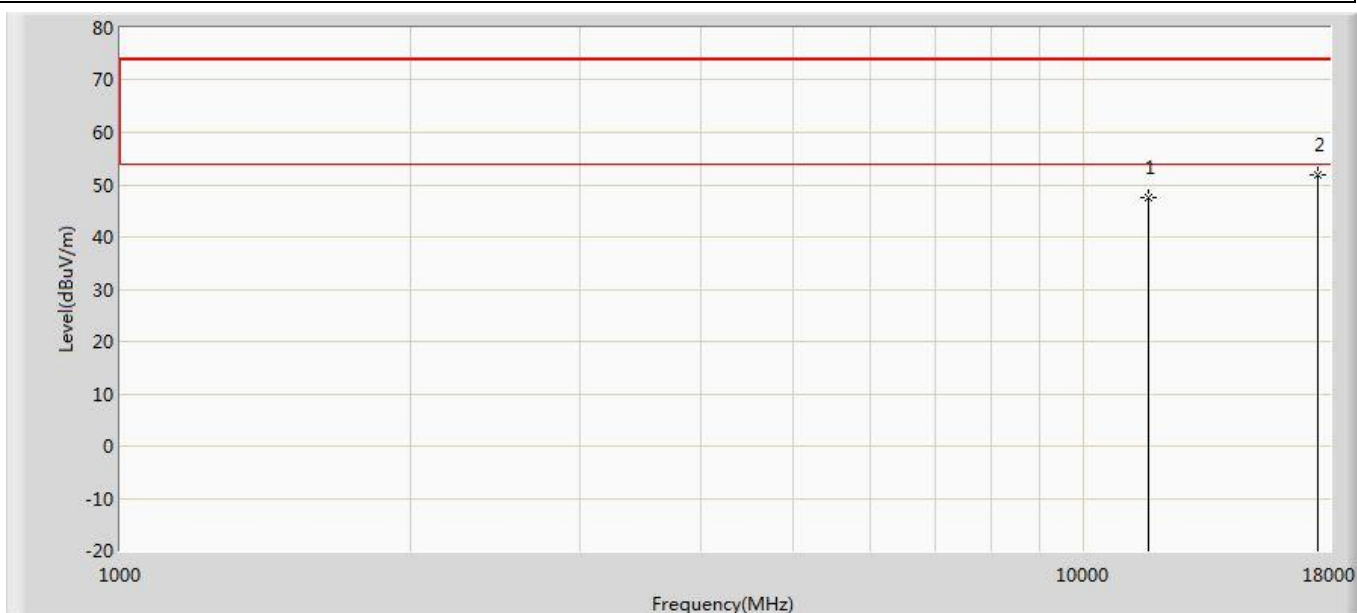
No	Mark	Frequency (MHz)	Measure Level (dBuV/m)	Reading Level (dBuV)	Over Limit (dB)	Limit (dBuV/m)	Factor (dB)	Type
1		11570.000	46.547	32.333	-27.453	74.000	14.214	PK
2	*	17355.000	49.290	29.527	-24.710	74.000	19.762	PK

Profile: 1992128R	Page No.: 147
Engineer: YULIU	
Site: AC5	Time: 2019/11/19 - 05:58
Limit: FCC_Part15.209_RE(3m)	Margin: 0
Probe: Horn_3117_00167055(1-18GHz)	Polarity: Vertical
EUT: AP410C	Power: AC 120V/60Hz
Note: Mode 7:Transmit at 5825MHz by 802.11ax(20MHz)	



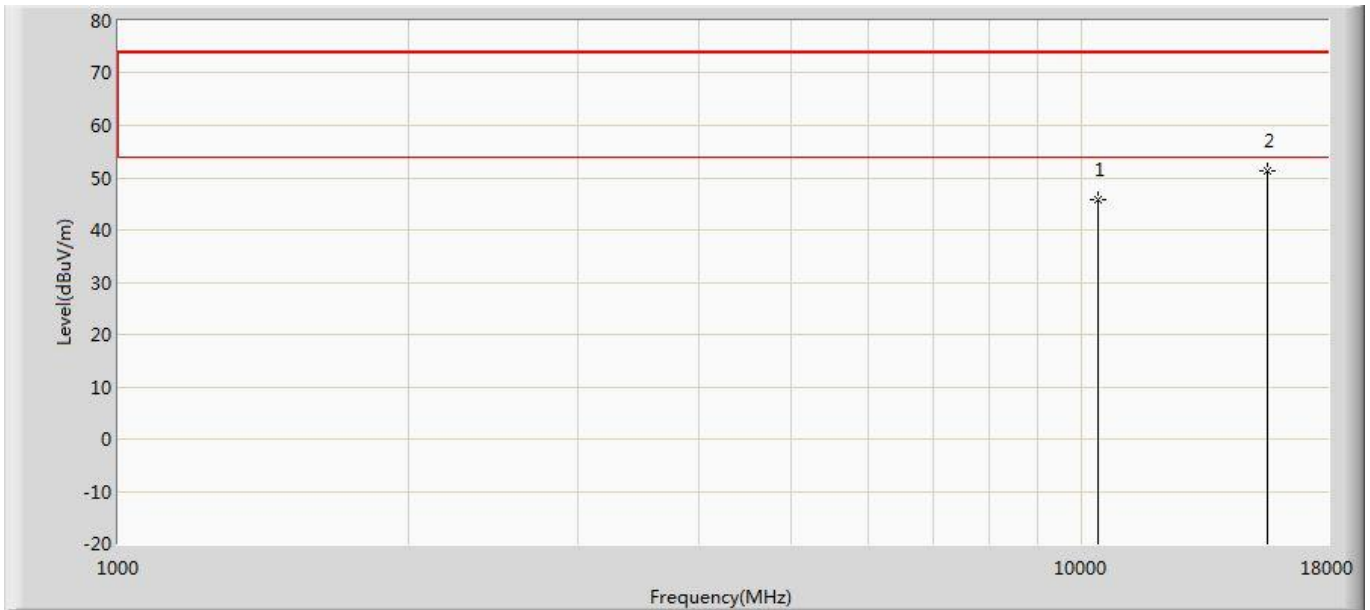
No	Mark	Frequency (MHz)	Measure Level (dBuV/m)	Reading Level (dBuV)	Over Limit (dB)	Limit (dBuV/m)	Factor (dB)	Type
1		11650.000	44.862	30.285	-29.138	74.000	14.577	PK
2	*	17475.000	52.914	33.005	-21.086	74.000	19.909	PK

Profile: 1992128R	Page No.: 148
Engineer: YULIU	
Site: AC5	Time: 2019/11/19 - 05:58
Limit: FCC_Part15.209_RE(3m)	Margin: 0
Probe: Horn_3117_00167055(1-18GHz)	Polarity: Horizontal
EUT: AP410C	Power: AC 120V/60Hz
Note: Mode 7:Transmit at 5825MHz by 802.11ax(20MHz)	



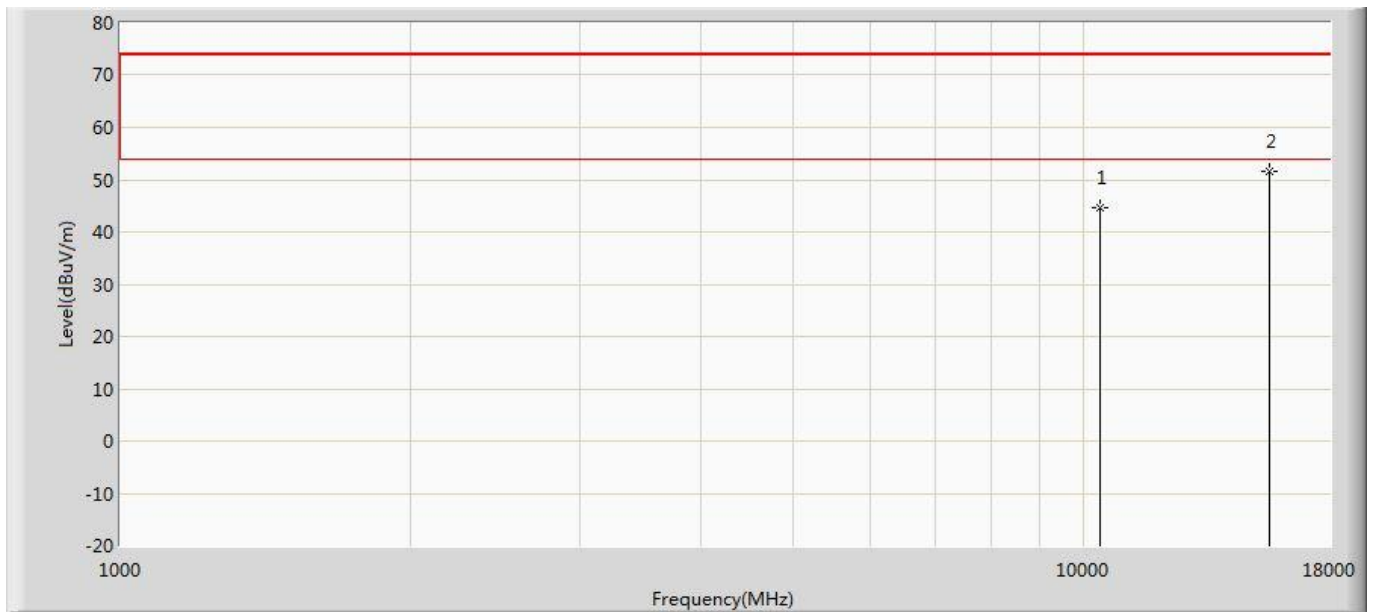
No	Mark	Frequency (MHz)	Measure Level (dBuV/m)	Reading Level (dBuV)	Over Limit (dB)	Limit (dBuV/m)	Factor (dB)	Type
1		11650.000	47.529	32.952	-26.471	74.000	14.577	PK
2	*	17475.000	51.848	31.939	-22.152	74.000	19.909	PK

Profile: 1992128R	Page No.: 149
Engineer: YULIU	
Site: AC5	Time: 2019/11/19 - 05:58
Limit: FCC_Part15.209_RE(3m)	Margin: 0
Probe: Horn_3117_00167055(1-18GHz)	Polarity: Vertical
EUT: AP410C	Power: AC 120V/60Hz
Note: Mode 8:Transmit at 5190MHz by 802.11ax(40MHz)	



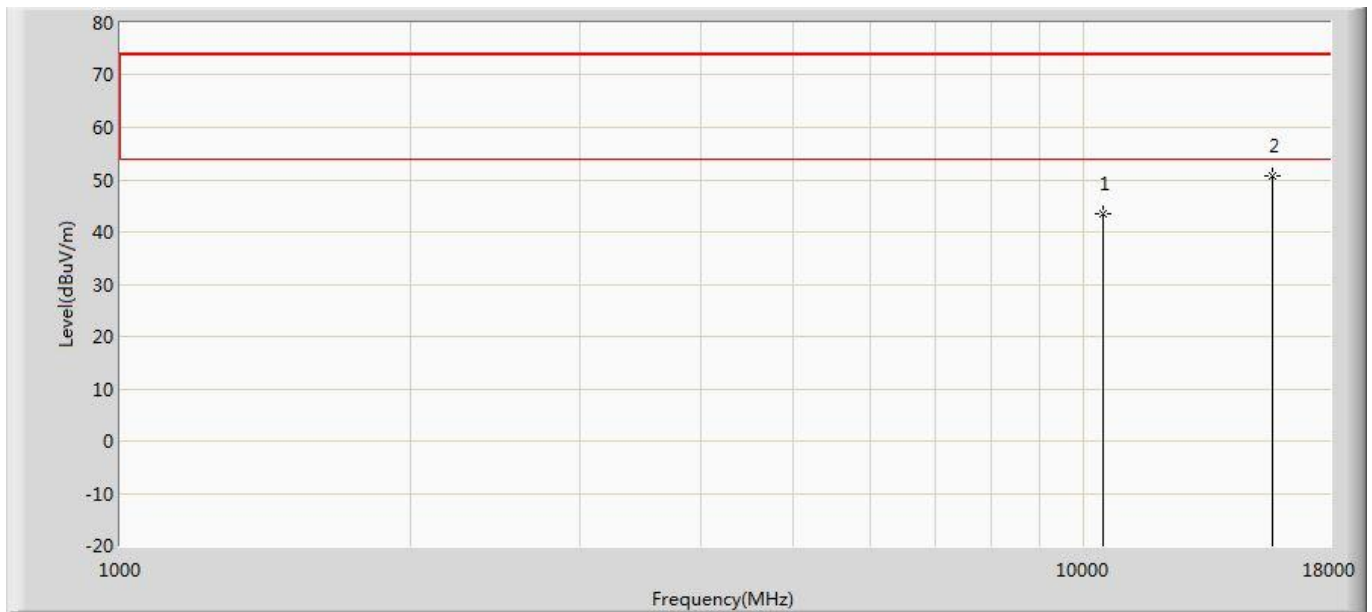
No	Mark	Frequency (MHz)	Measure Level (dBuV/m)	Reading Level (dBuV)	Over Limit (dB)	Limit (dBuV/m)	Factor (dB)	Type
1		10380.000	45.753	33.970	-28.247	74.000	11.783	PK
2	*	15570.000	51.234	33.222	-22.766	74.000	18.012	PK

Profile: 1992128R	Page No.: 150
Engineer: YULIU	
Site: AC5	Time: 2019/11/19 - 05:58
Limit: FCC_Part15.209_RE(3m)	Margin: 0
Probe: Horn_3117_00167055(1-18GHz)	Polarity: Horizontal
EUT: AP410C	Power: AC 120V/60Hz
Note: Mode 8:Transmit at 5190MHz by 802.11ax(40MHz)	



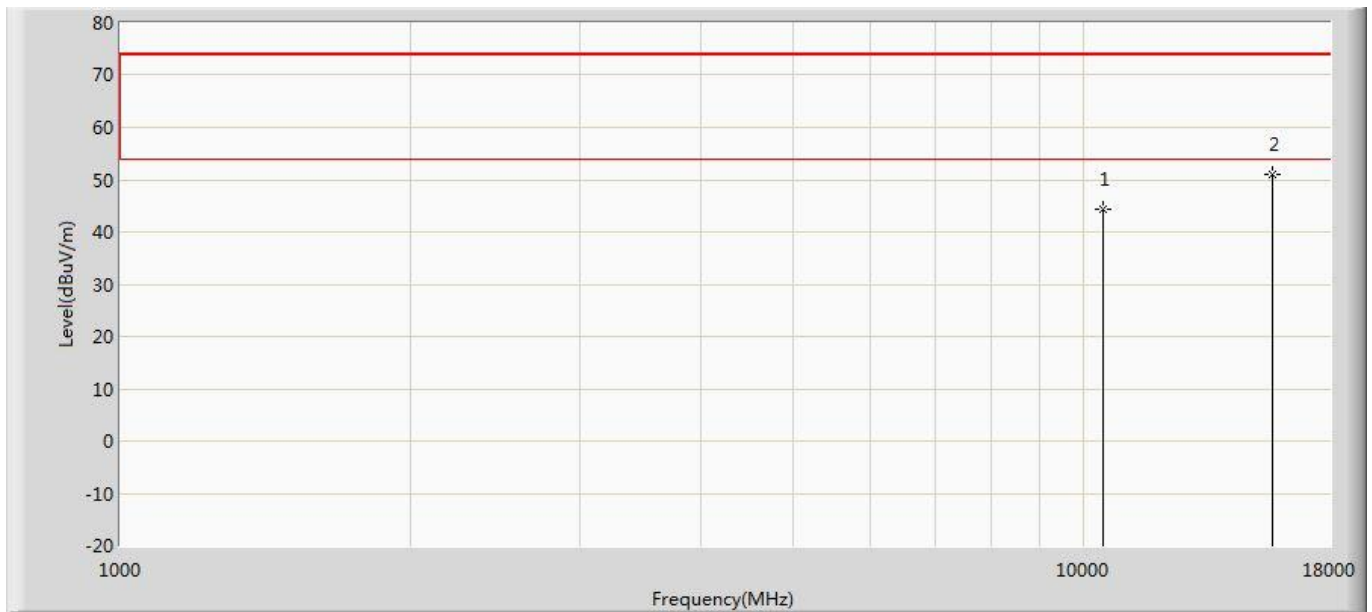
No	Mark	Frequency (MHz)	Measure Level (dBuV/m)	Reading Level (dBuV)	Over Limit (dB)	Limit (dBuV/m)	Factor (dB)	Type
1		10380.000	44.611	32.828	-29.389	74.000	11.783	PK
2	*	15570.000	51.557	33.545	-22.443	74.000	18.012	PK

Profile: 1992128R	Page No.: 151
Engineer: YULIU	
Site: AC5	Time: 2019/11/19 - 05:58
Limit: FCC_Part15.209_RE(3m)	Margin: 0
Probe: Horn_3117_00167055(1-18GHz)	Polarity: Vertical
EUT: AP410C	Power: AC 120V/60Hz
Note: Mode 8:Transmit at 5230MHz by 802.11ax(40MHz)	



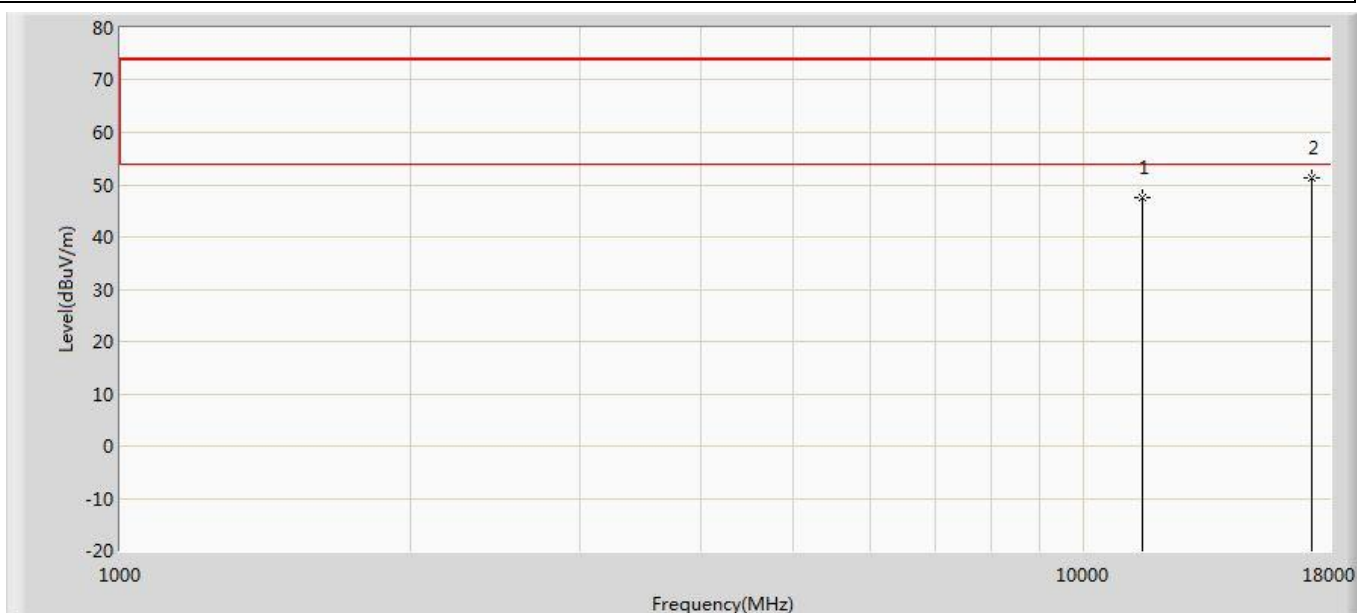
No	Mark	Frequency (MHz)	Measure Level (dBuV/m)	Reading Level (dBuV)	Over Limit (dB)	Limit (dBuV/m)	Factor (dB)	Type
1		10460.000	43.334	31.477	-30.666	74.000	11.857	PK
2	*	15690.000	50.682	32.328	-23.318	74.000	18.354	PK

Profile: 1992128R	Page No.: 152
Engineer: YULIU	
Site: AC5	Time: 2019/11/19 - 05:58
Limit: FCC_Part15.209_RE(3m)	Margin: 0
Probe: Horn_3117_00167055(1-18GHz)	Polarity: Horizontal
EUT: AP410C	Power: AC 120V/60Hz
Note: Mode 8:Transmit at 5230MHz by 802.11ax(40MHz)	



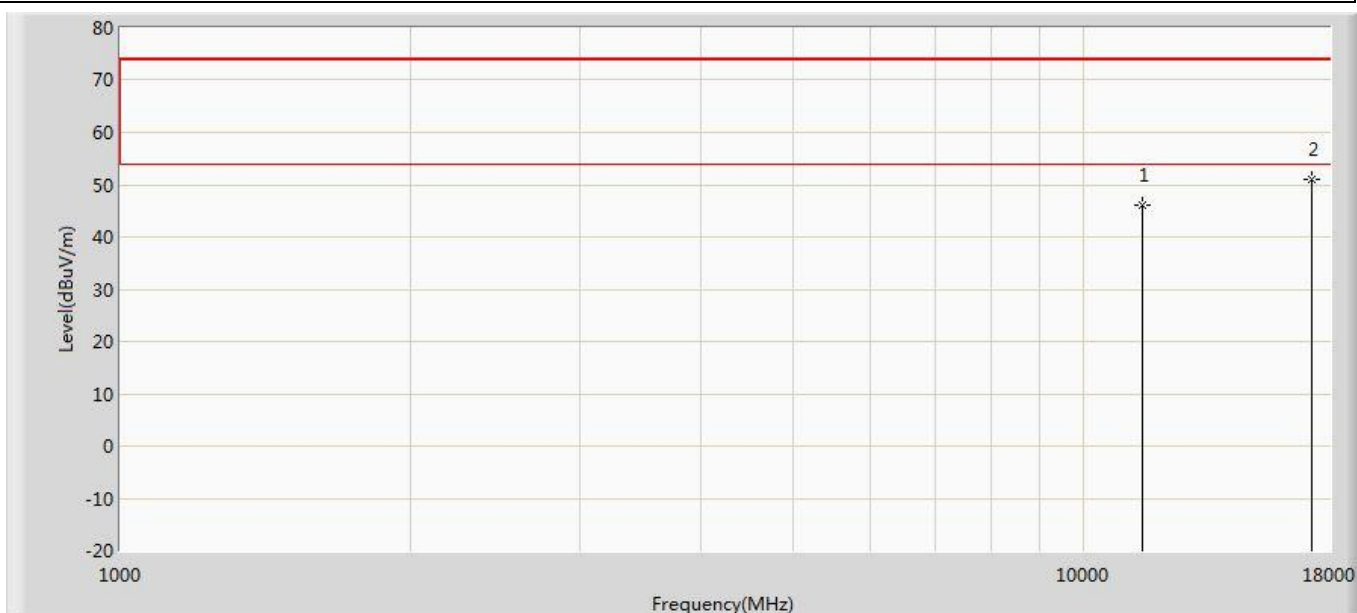
No	Mark	Frequency (MHz)	Measure Level (dBuV/m)	Reading Level (dBuV)	Over Limit (dB)	Limit (dBuV/m)	Factor (dB)	Type
1		10460.000	44.300	32.443	-29.700	74.000	11.857	PK
2	*	15690.000	50.985	32.631	-23.015	74.000	18.354	PK

Profile: 1992128R	Page No.: 153
Engineer: YULIU	
Site: AC5	Time: 2019/11/19 - 05:58
Limit: FCC_Part15.209_RE(3m)	Margin: 0
Probe: Horn_3117_00167055(1-18GHz)	Polarity: Vertical
EUT: AP410C	Power: AC 120V/60Hz
Note: Mode 8:Transmit at 5755MHz by 802.11ax(40MHz)	



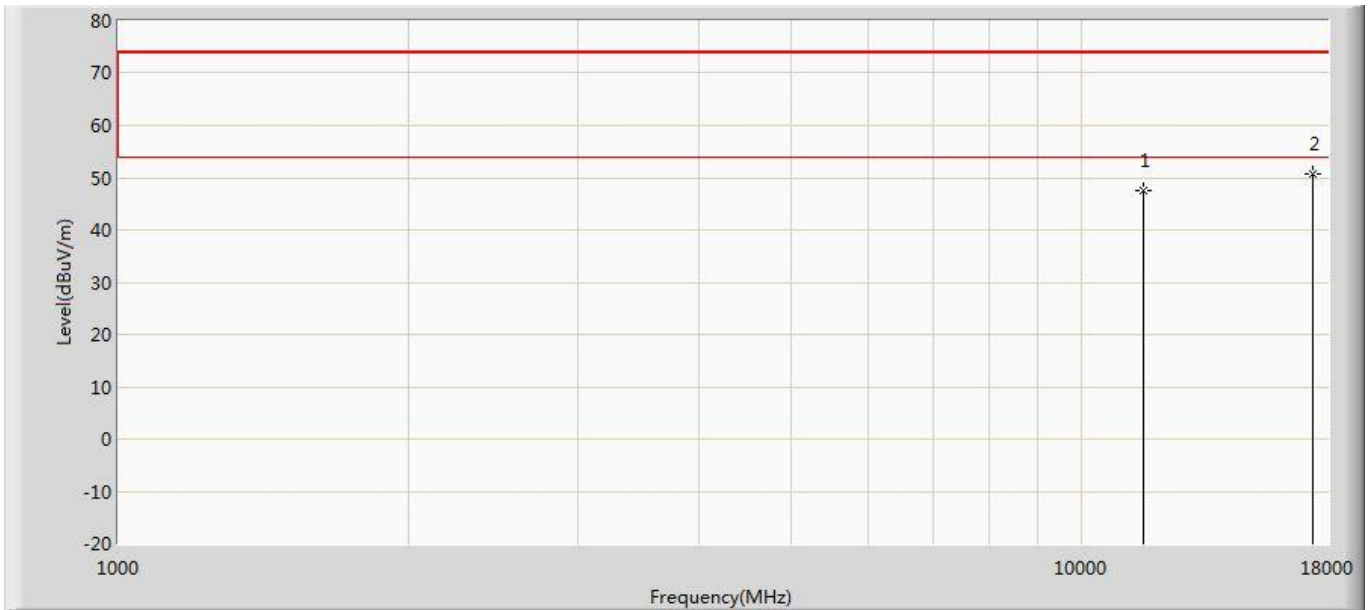
No	Mark	Frequency (MHz)	Measure Level (dBuV/m)	Reading Level (dBuV)	Over Limit (dB)	Limit (dBuV/m)	Factor (dB)	Type
1		11510.000	47.478	32.988	-26.522	74.000	14.490	PK
2	*	17265.000	51.417	30.817	-22.583	74.000	20.600	PK

Profile: 1992128R	Page No.: 154
Engineer: YULIU	
Site: AC5	Time: 2019/11/19 - 05:58
Limit: FCC_Part15.209_RE(3m)	Margin: 0
Probe: Horn_3117_00167055(1-18GHz)	Polarity: Horizontal
EUT: AP410C	Power: AC 120V/60Hz
Note: Mode 8:Transmit at 5755MHz by 802.11ax(40MHz)	



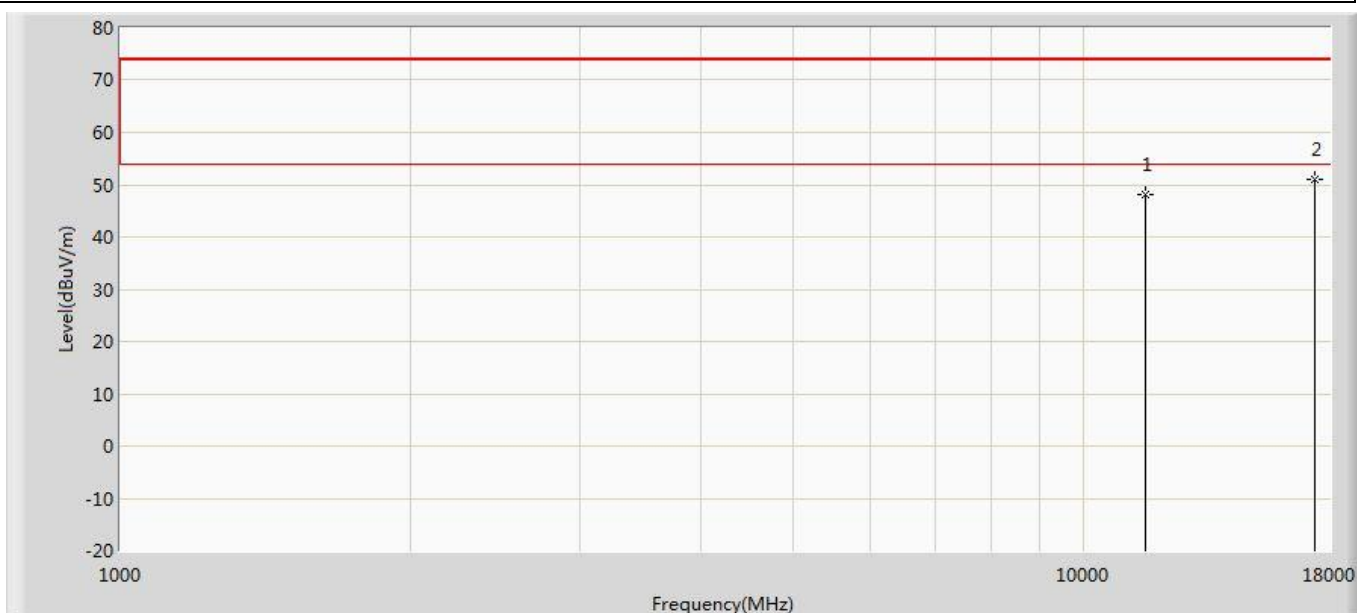
No	Mark	Frequency (MHz)	Measure Level (dBuV/m)	Reading Level (dBuV)	Over Limit (dB)	Limit (dBuV/m)	Factor (dB)	Type
1		11510.000	46.081	31.591	-27.919	74.000	14.490	PK
2	*	17265.000	51.068	30.468	-22.932	74.000	20.600	PK

Profile: 1992128R	Page No.: 155
Engineer: YULIU	
Site: AC5	Time: 2019/11/19 - 05:58
Limit: FCC_Part15.209_RE(3m)	Margin: 0
Probe: Horn_3117_00167055(1-18GHz)	Polarity: Vertical
EUT: AP410C	Power: AC 120V/60Hz
Note: Mode 8:Transmit at 5795MHz by 802.11ax(40MHz)	



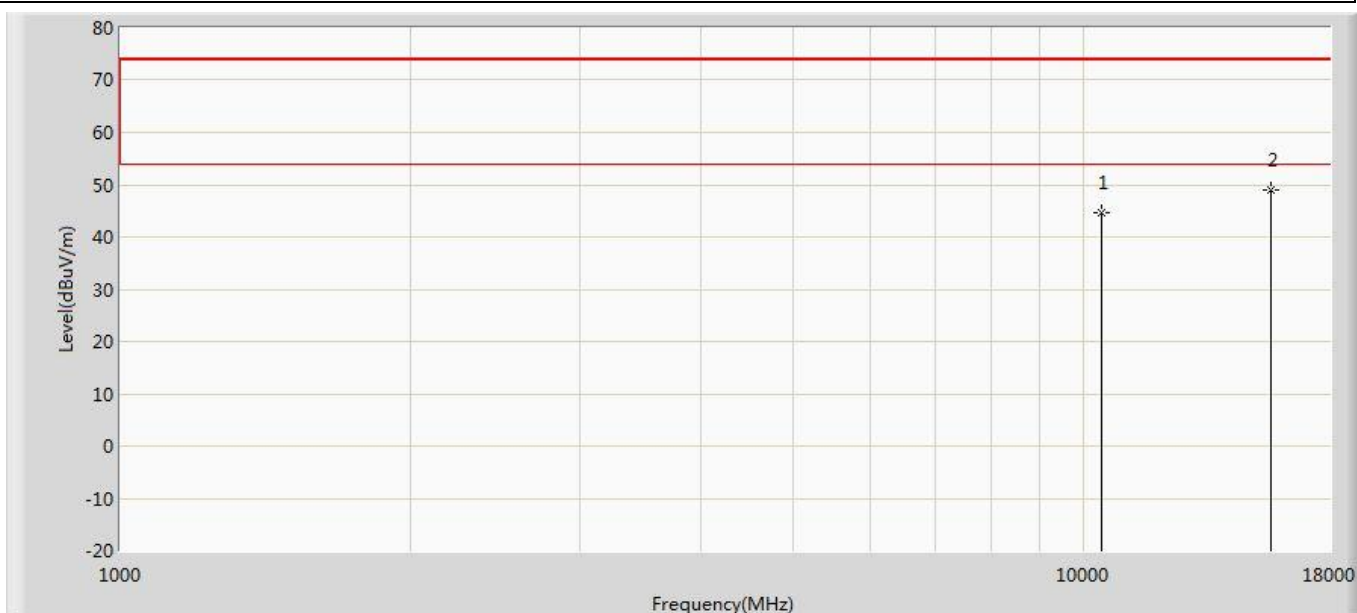
No	Mark	Frequency (MHz)	Measure Level (dBuV/m)	Reading Level (dBuV)	Over Limit (dB)	Limit (dBuV/m)	Factor (dB)	Type
1		11590.000	47.618	32.573	-26.382	74.000	15.045	PK
2	*	17385.000	50.720	30.804	-23.280	74.000	19.916	PK

Profile: 1992128R	Page No.: 156
Engineer: YULIU	
Site: AC5	Time: 2019/11/19 - 05:59
Limit: FCC_Part15.209_RE(3m)	Margin: 0
Probe: Horn_3117_00167055(1-18GHz)	Polarity: Horizontal
EUT: AP410C	Power: AC 120V/60Hz
Note: Mode 8:Transmit at 5795MHz by 802.11ax(40MHz)	



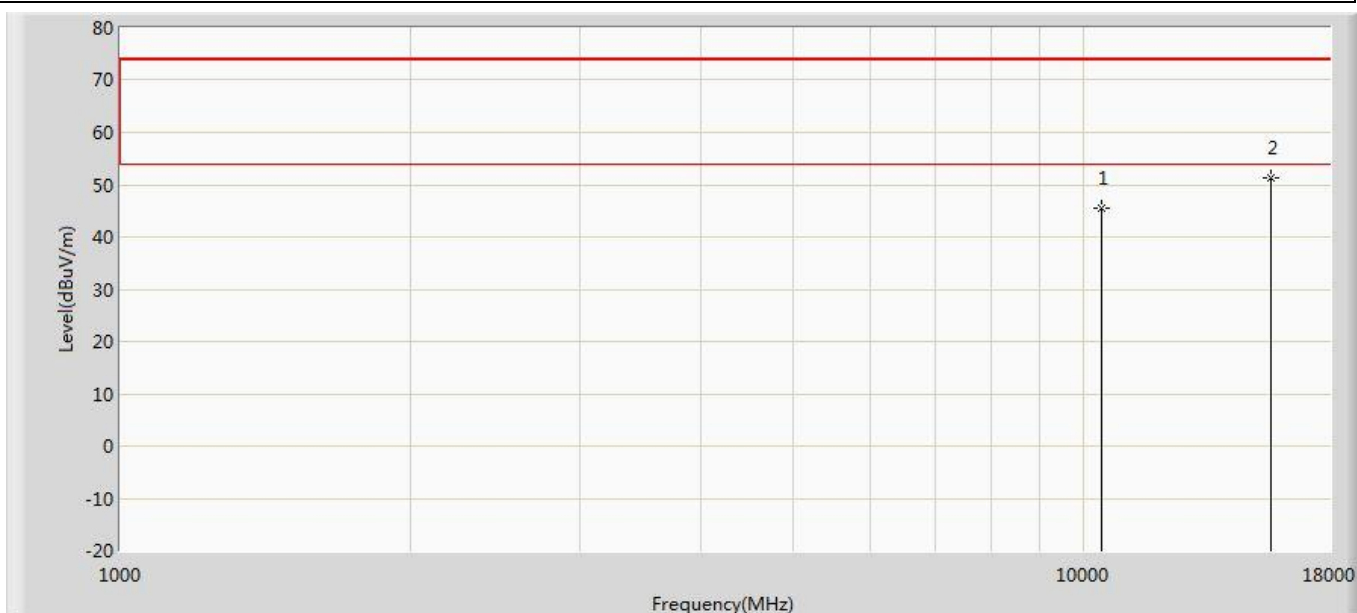
No	Mark	Frequency (MHz)	Measure Level (dBuV/m)	Reading Level (dBuV)	Over Limit (dB)	Limit (dBuV/m)	Factor (dB)	Type
1		11590.000	48.247	33.202	-25.753	74.000	15.045	PK
2	*	17385.000	51.134	31.218	-22.866	74.000	19.916	PK

Profile: 1992128R	Page No.: 157
Engineer: YULIU	
Site: AC5	Time: 2019/11/19 - 05:59
Limit: FCC_Part15.209_RE(3m)	Margin: 0
Probe: Horn_3117_00167055(1-18GHz)	Polarity: Vertical
EUT: AP410C	Power: AC 120V/60Hz
Note: Mode 9:Transmit at 5210MHz by 802.11ax(80MHz)	



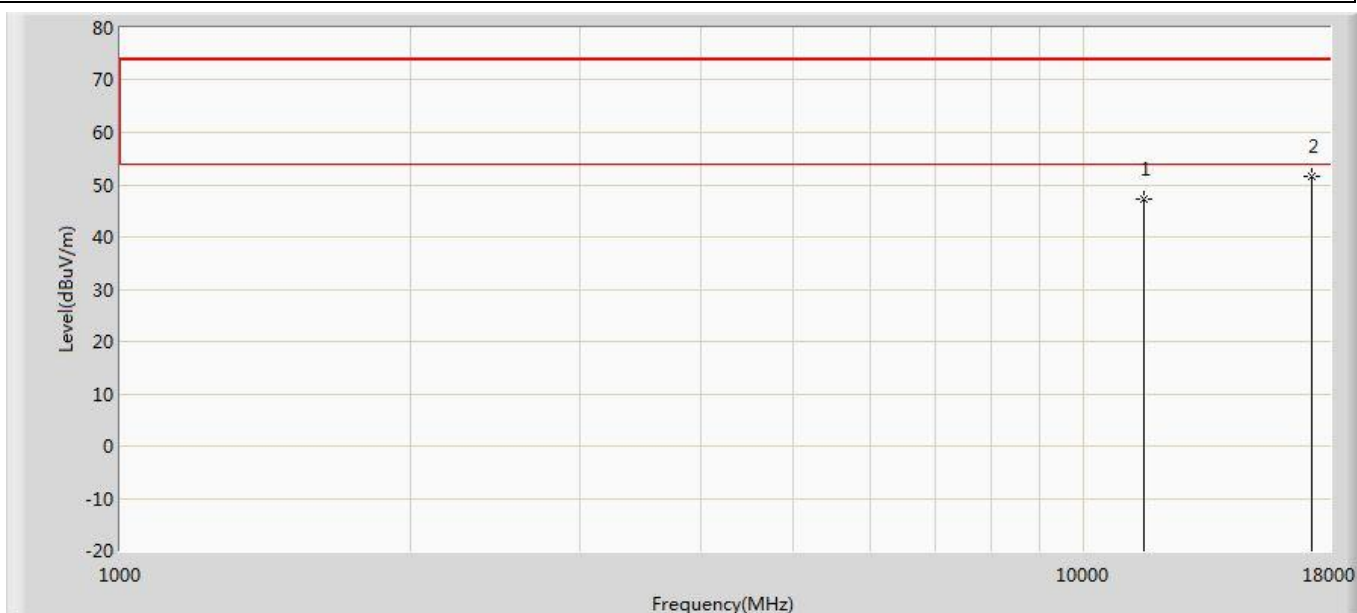
No	Mark	Frequency (MHz)	Measure Level (dBuV/m)	Reading Level (dBuV)	Over Limit (dB)	Limit (dBuV/m)	Factor (dB)	Type
1		10420.000	44.504	32.725	-29.496	74.000	11.780	PK
2	*	15630.000	49.041	31.179	-24.959	74.000	17.862	PK

Profile: 1992128R	Page No.: 158
Engineer: YULIU	
Site: AC5	Time: 2019/11/19 - 05:59
Limit: FCC_Part15.209_RE(3m)	Margin: 0
Probe: Horn_3117_00167055(1-18GHz)	Polarity: Horizontal
EUT: AP410C	Power: AC 120V/60Hz
Note: Mode 9:Transmit at 5210MHz by 802.11ax(80MHz)	



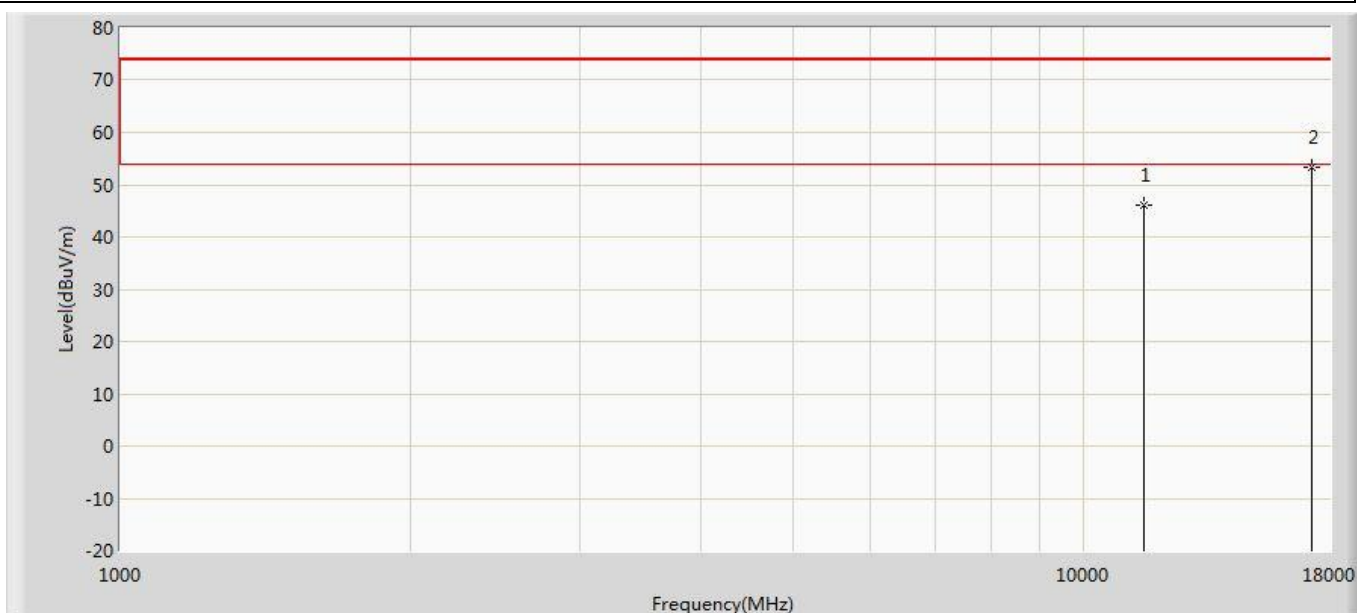
No	Mark	Frequency (MHz)	Measure Level (dBuV/m)	Reading Level (dBuV)	Over Limit (dB)	Limit (dBuV/m)	Factor (dB)	Type
1		10420.000	45.383	33.604	-28.617	74.000	11.780	PK
2	*	15630.000	51.264	33.402	-22.736	74.000	17.862	PK

Profile: 1992128R	Page No.: 159
Engineer: YULIU	
Site: AC5	Time: 2019/11/19 - 05:59
Limit: FCC_Part15.209_RE(3m)	Margin: 0
Probe: Horn_3117_00167055(1-18GHz)	Polarity: Vertical
EUT: AP410C	Power: AC 120V/60Hz
Note: Mode 9:Transmit at 5775MHz by 802.11ax(80MHz)	



No	Mark	Frequency (MHz)	Measure Level (dBuV/m)	Reading Level (dBuV)	Over Limit (dB)	Limit (dBuV/m)	Factor (dB)	Type
1		11550.000	47.203	32.793	-26.797	74.000	14.409	PK
2	*	17235.000	51.580	31.299	-22.420	74.000	20.281	PK

Profile: 1992128R	Page No.: 160
Engineer: YULIU	
Site: AC5	Time: 2019/11/19 - 05:59
Limit: FCC_Part15.209_RE(3m)	Margin: 0
Probe: Horn_3117_00167055(1-18GHz)	Polarity: Horizontal
EUT: AP410C	Power: AC 120V/60Hz
Note: Mode 9:Transmit at 5775MHz by 802.11ax(80MHz)	

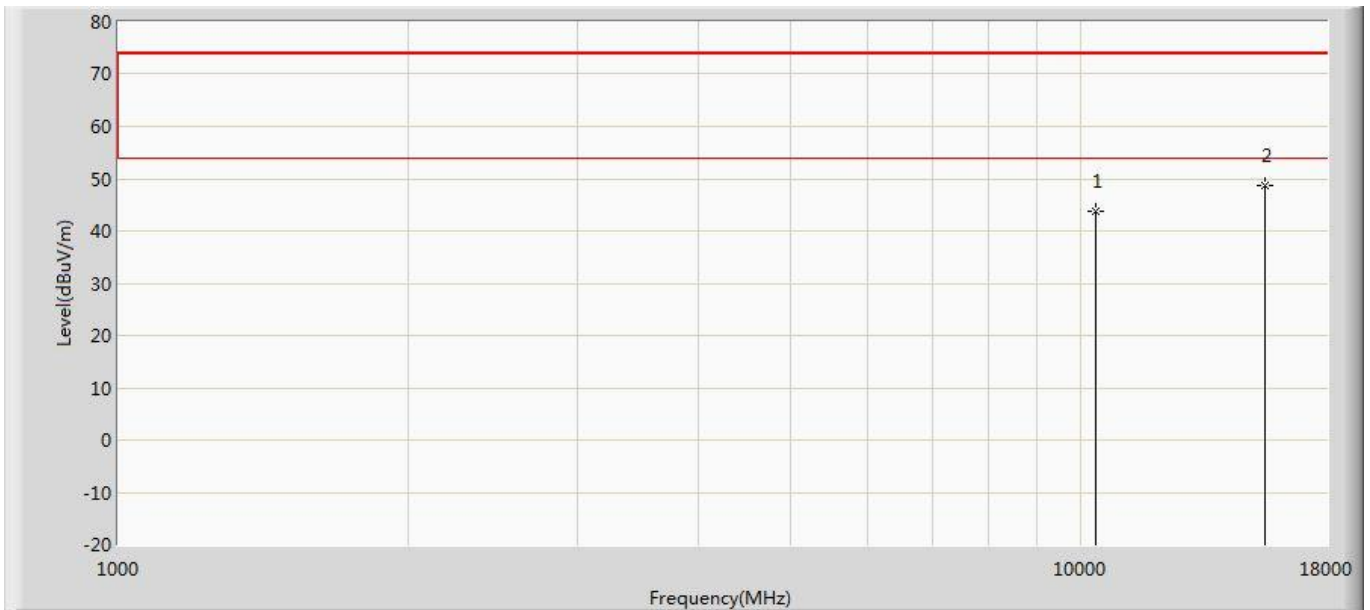


No	Mark	Frequency (MHz)	Measure Level (dBuV/m)	Reading Level (dBuV)	Over Limit (dB)	Limit (dBuV/m)	Factor (dB)	Type
1		11550.000	46.123	31.713	-27.877	74.000	14.409	PK
2	*	17235.000	53.292	33.011	-20.708	74.000	20.281	PK

Radio 2:

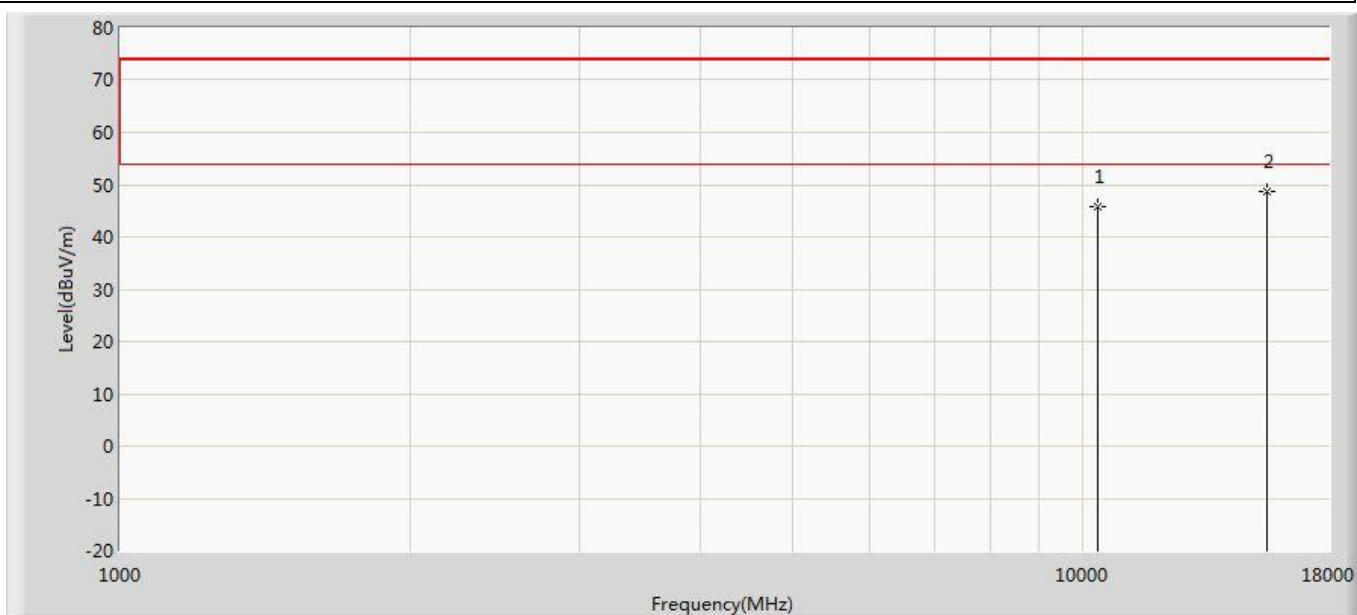
SISO:

Profile: 1992128R	Page No.: 81
Engineer: YULIU	
Site: AC5	Time: 2019/11/20 - 01:43
Limit: FCC_Part15.209_RE(3m)	Margin: 0
Probe: Horn_3117_00167055(1-18GHz)	Polarity: Vertical
EUT: AP410C	Power: AC 120V/60Hz
Note: Mode 1:Transmit at 5180MHz by 802.11a	



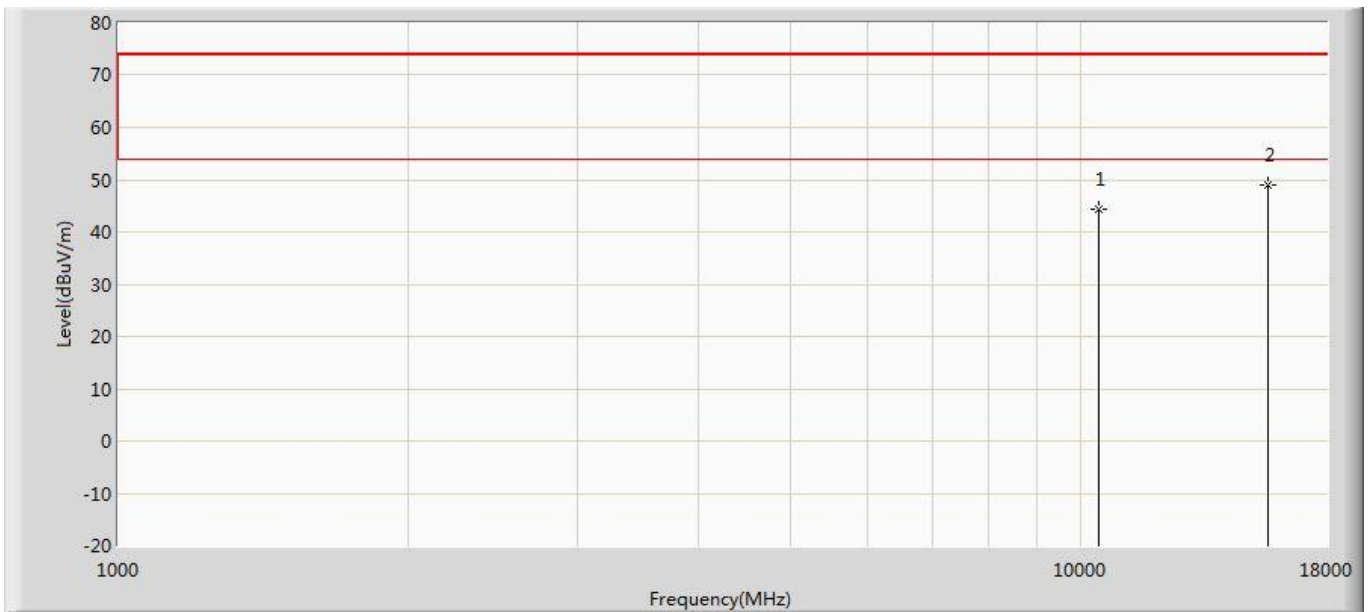
No	Mark	Frequency (MHz)	Measure Level (dBuV/m)	Reading Level (dBuV)	Over Limit (dB)	Limit (dBuV/m)	Factor (dB)	Type
1		10360.000	43.643	31.885	-30.357	74.000	11.757	PK
2	*	15540.000	48.600	31.129	-25.400	74.000	17.471	PK

Profile: 1992128R	Page No.: 82
Engineer: YULIU	
Site: AC5	Time: 2019/11/20 - 01:43
Limit: FCC_Part15.209_RE(3m)	Margin: 0
Probe: Horn_3117_00167055(1-18GHz)	Polarity: Horizontal
EUT: AP410C	Power: AC 120V/60Hz
Note: Mode 1:Transmit at 5180MHz by 802.11a	



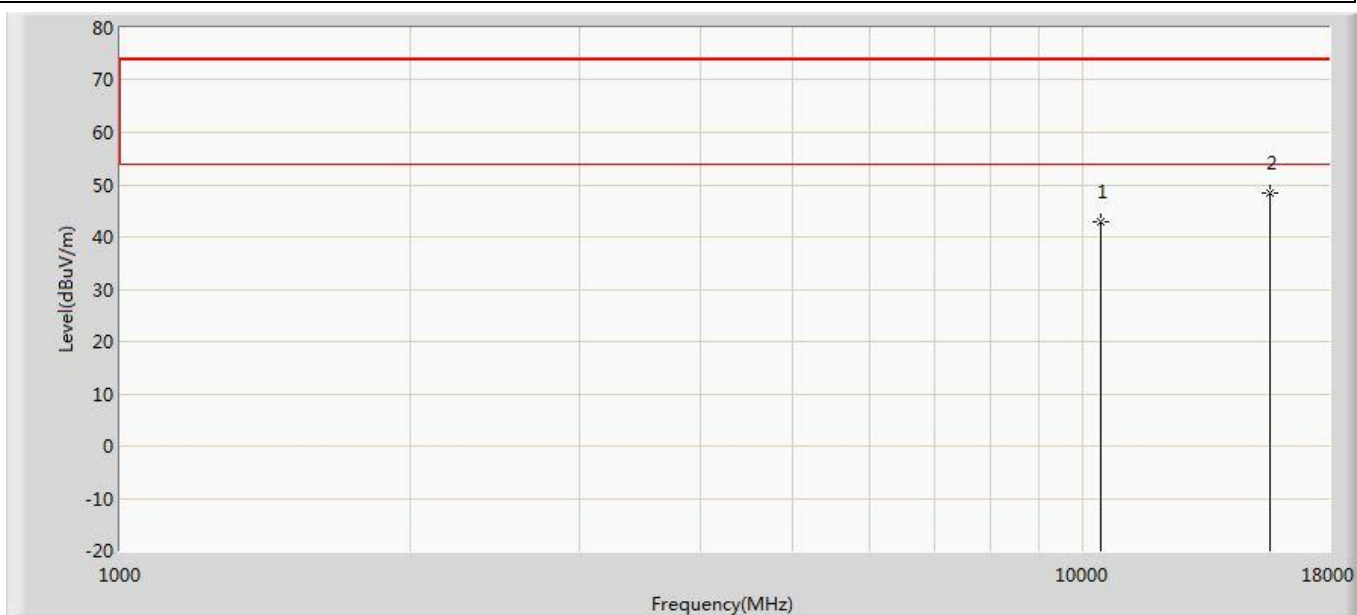
No	Mark	Frequency (MHz)	Measure Level (dBuV/m)	Reading Level (dBuV)	Over Limit (dB)	Limit (dBuV/m)	Factor (dB)	Type
1		10360.000	45.799	34.041	-28.201	74.000	11.757	PK
2	*	15540.000	48.804	31.333	-25.196	74.000	17.471	PK

Profile: 1992128R	Page No.: 83
Engineer: YULIU	
Site: AC5	Time: 2019/11/20 - 01:43
Limit: FCC_Part15.209_RE(3m)	Margin: 0
Probe: Horn_3117_00167055(1-18GHz)	Polarity: Vertical
EUT: AP410C	Power: AC 120V/60Hz
Note: Mode 1:Transmit at 5220MHz by 802.11a	



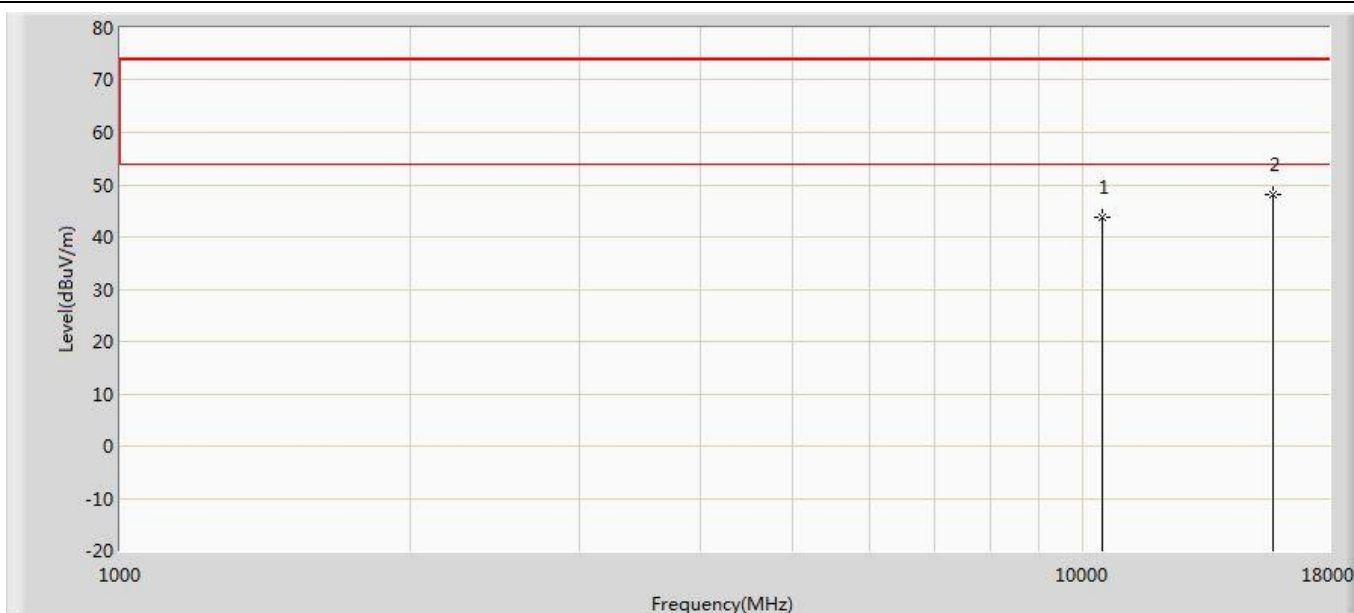
No	Mark	Frequency (MHz)	Measure Level (dBuV/m)	Reading Level (dBuV)	Over Limit (dB)	Limit (dBuV/m)	Factor (dB)	Type
1		10440.000	44.474	32.123	-29.526	74.000	12.351	PK
2	*	15660.000	48.992	31.465	-25.008	74.000	17.527	PK

Profile: 1992128R	Page No.: 84
Engineer: YULIU	
Site: AC5	Time: 2019/11/20 - 01:43
Limit: FCC_Part15.209_RE(3m)	Margin: 0
Probe: Horn_3117_00167055(1-18GHz)	Polarity: Horizontal
EUT: AP410C	Power: AC 120V/60Hz
Note: Mode 1:Transmit at 5220MHz by 802.11a	



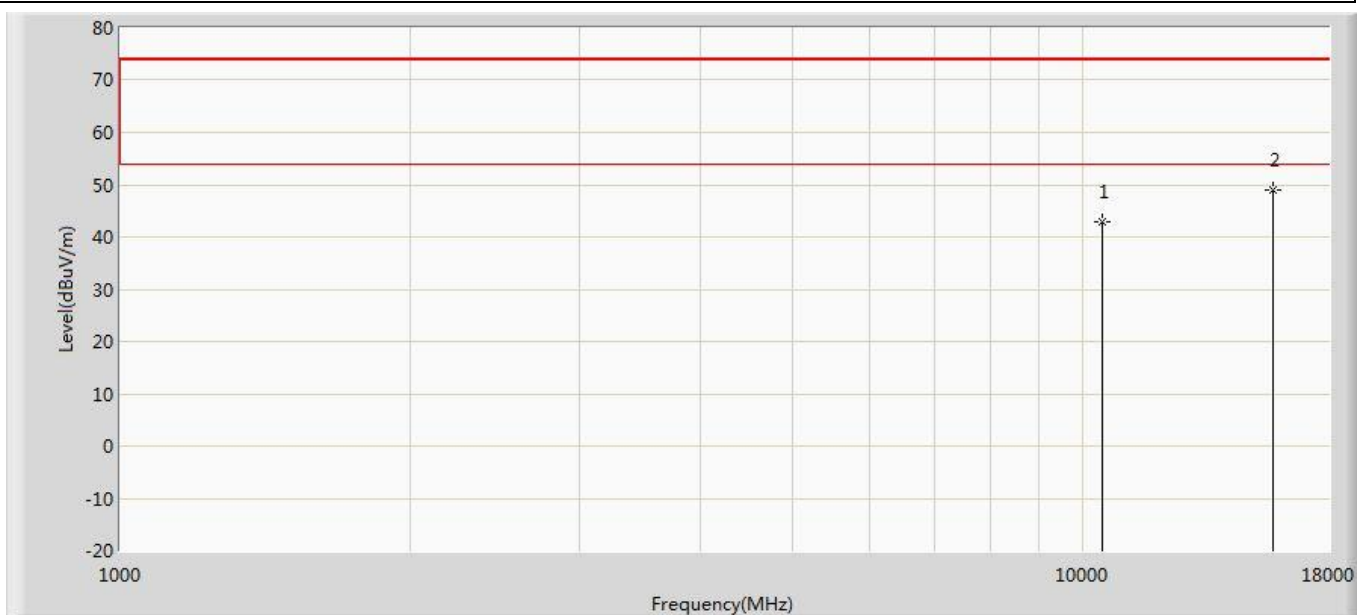
No	Mark	Frequency (MHz)	Measure Level (dBuV/m)	Reading Level (dBuV)	Over Limit (dB)	Limit (dBuV/m)	Factor (dB)	Type
1		10440.000	42.784	30.433	-31.216	74.000	12.351	PK
2	*	15660.000	48.544	31.017	-25.456	74.000	17.527	PK

Profile: 1992128R	Page No.: 85
Engineer: YULIU	
Site: AC5	Time: 2019/11/20 - 01:43
Limit: FCC_Part15.209_RE(3m)	Margin: 0
Probe: Horn_3117_00167055(1-18GHz)	Polarity: Vertical
EUT: AP410C	Power: AC 120V/60Hz
Note: Mode 1:Transmit at 5240MHz by 802.11a	



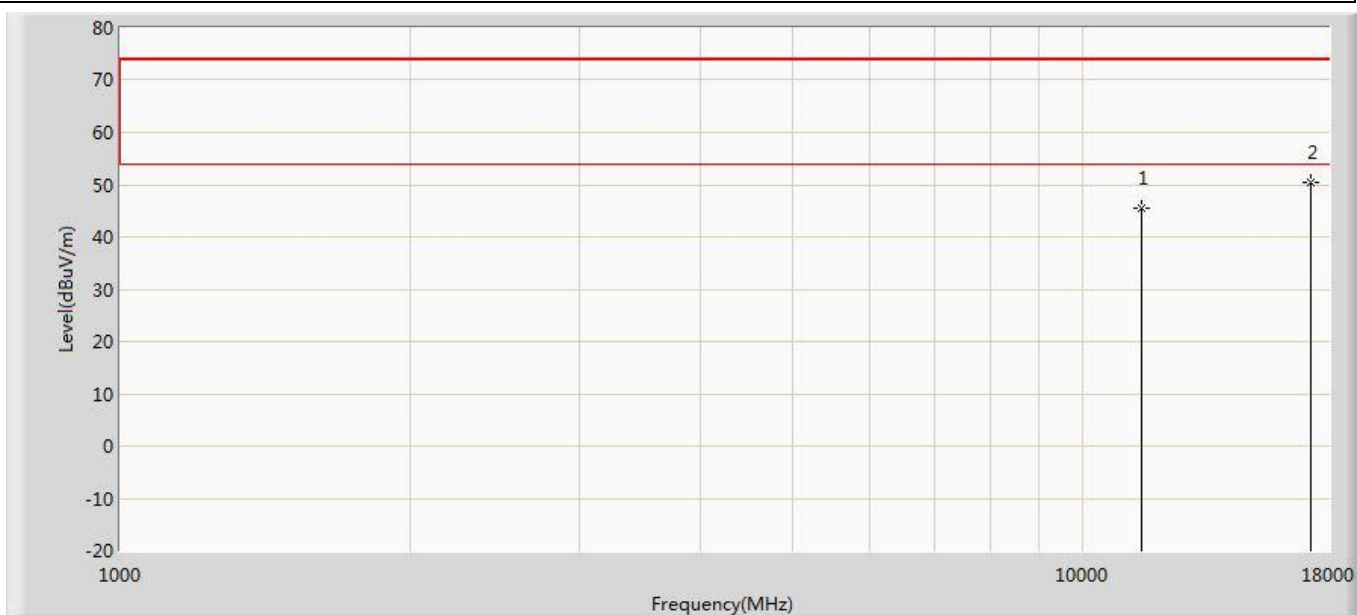
No	Mark	Frequency (MHz)	Measure Level (dBuV/m)	Reading Level (dBuV)	Over Limit (dB)	Limit (dBuV/m)	Factor (dB)	Type
1		10480.000	43.665	31.598	-30.335	74.000	12.068	PK
2	*	15720.000	48.217	30.066	-25.783	74.000	18.152	PK

Profile: 1992128R	Page No.: 86
Engineer: YULIU	
Site: AC5	Time: 2019/11/20 - 01:43
Limit: FCC_Part15.209_RE(3m)	Margin: 0
Probe: Horn_3117_00167055(1-18GHz)	Polarity: Horizontal
EUT: AP410C	Power: AC 120V/60Hz
Note: Mode 1:Transmit at 5240MHz by 802.11a	



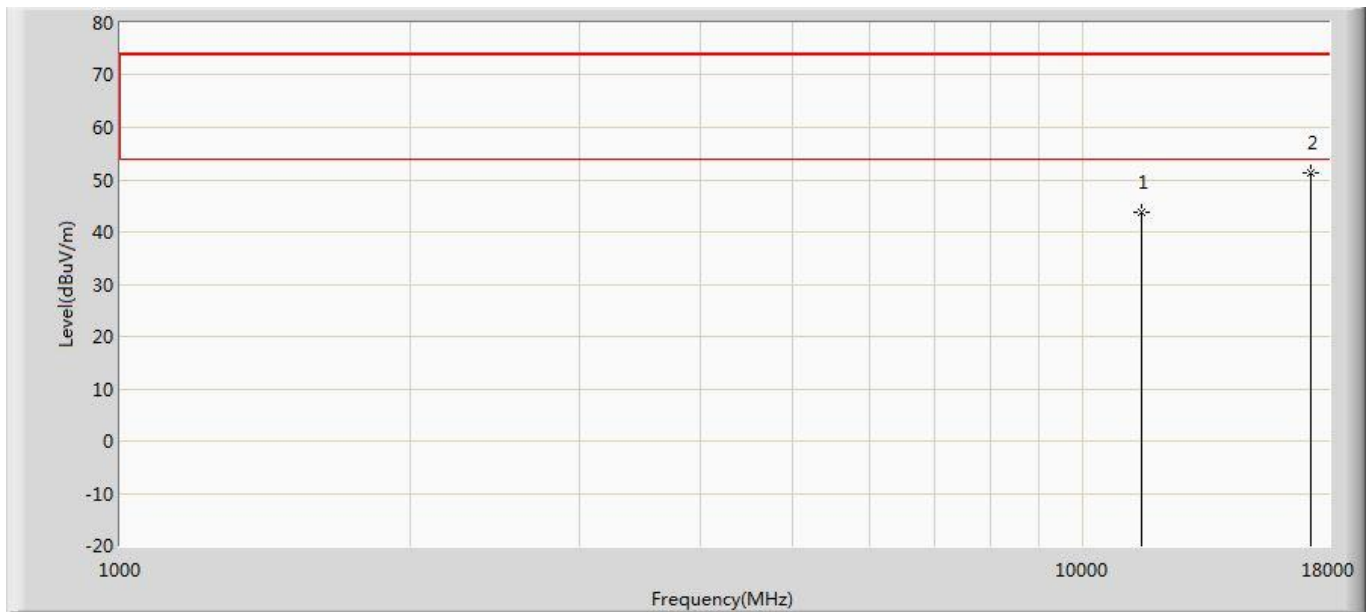
No	Mark	Frequency (MHz)	Measure Level (dBuV/m)	Reading Level (dBuV)	Over Limit (dB)	Limit (dBuV/m)	Factor (dB)	Type
1		10480.000	42.962	30.895	-31.038	74.000	12.068	PK
2	*	15720.000	48.999	30.848	-25.001	74.000	18.152	PK

Profile: 1992128R	Page No.: 87
Engineer: YULIU	
Site: AC5	Time: 2019/11/20 - 01:43
Limit: FCC_Part15.209_RE(3m)	Margin: 0
Probe: Horn_3117_00167055(1-18GHz)	Polarity: Vertical
EUT: AP410C	Power: AC 120V/60Hz
Note: Mode 1:Transmit at 5745MHz by 802.11a	



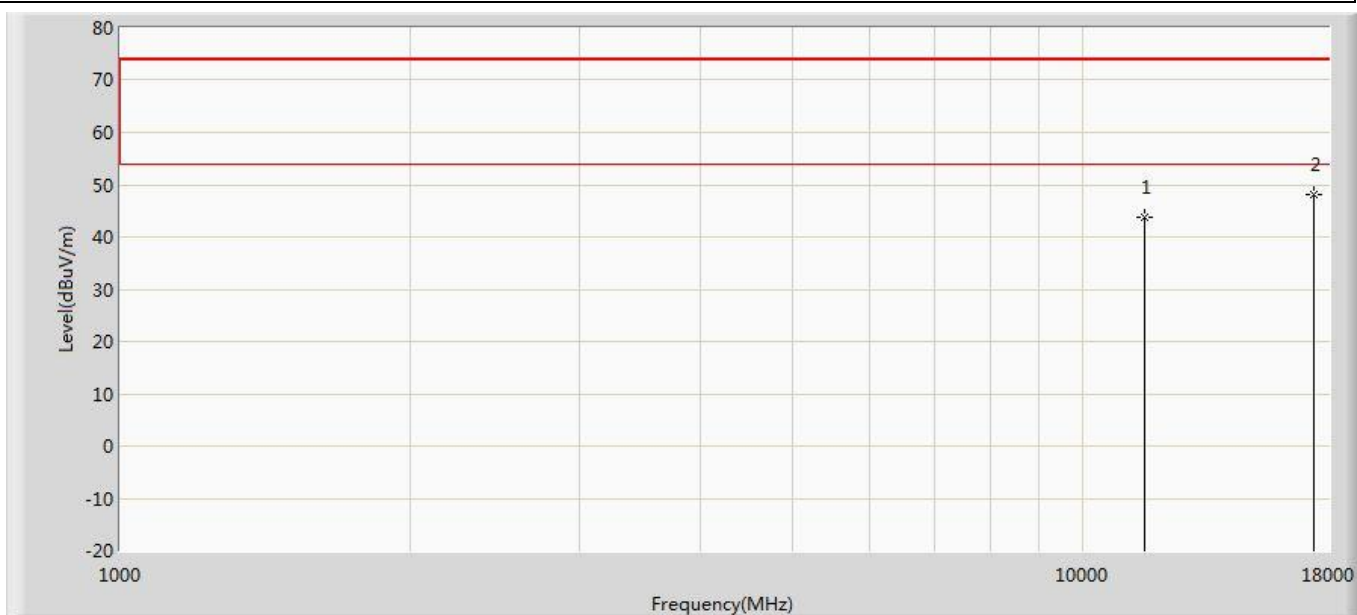
No	Mark	Frequency (MHz)	Measure Level (dBuV/m)	Reading Level (dBuV)	Over Limit (dB)	Limit (dBuV/m)	Factor (dB)	Type
1		11490.000	45.455	31.524	-28.545	74.000	13.931	PK
2	*	17235.000	50.349	30.068	-23.651	74.000	20.281	PK

Profile: 1992128R	Page No.: 88
Engineer: YULIU	
Site: AC5	Time: 2019/11/20 - 01:43
Limit: FCC_Part15.209_RE(3m)	Margin: 0
Probe: Horn_3117_00167055(1-18GHz)	Polarity: Horizontal
EUT: AP410C	Power: AC 120V/60Hz
Note: Mode 1:Transmit at 5745MHz by 802.11a	



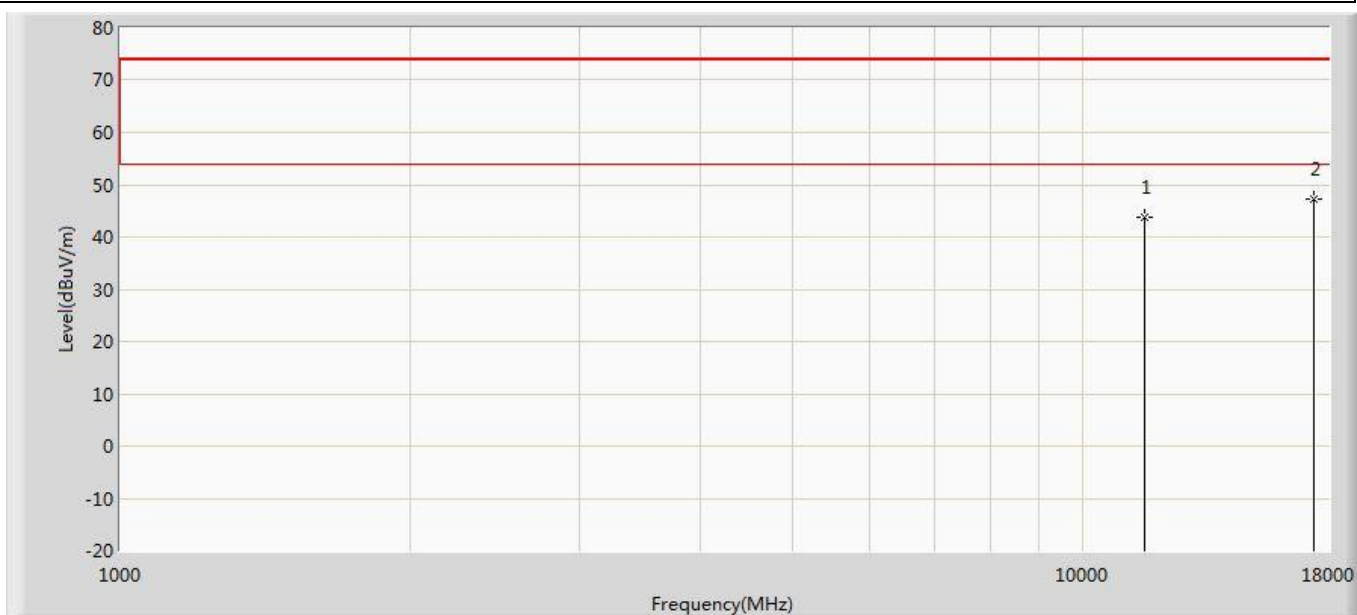
No	Mark	Frequency (MHz)	Measure Level (dBuV/m)	Reading Level (dBuV)	Over Limit (dB)	Limit (dBuV/m)	Factor (dB)	Type
1		11490.000	43.857	29.926	-30.143	74.000	13.931	PK
2	*	17235.000	51.168	30.887	-22.832	74.000	20.281	PK

Profile: 1992128R	Page No.: 89
Engineer: YULIU	
Site: AC5	Time: 2019/11/20 - 01:43
Limit: FCC_Part15.209_RE(3m)	Margin: 0
Probe: Horn_3117_00167055(1-18GHz)	Polarity: Vertical
EUT: AP410C	Power: AC 120V/60Hz
Note: Mode 1:Transmit at 5785MHz by 802.11a	



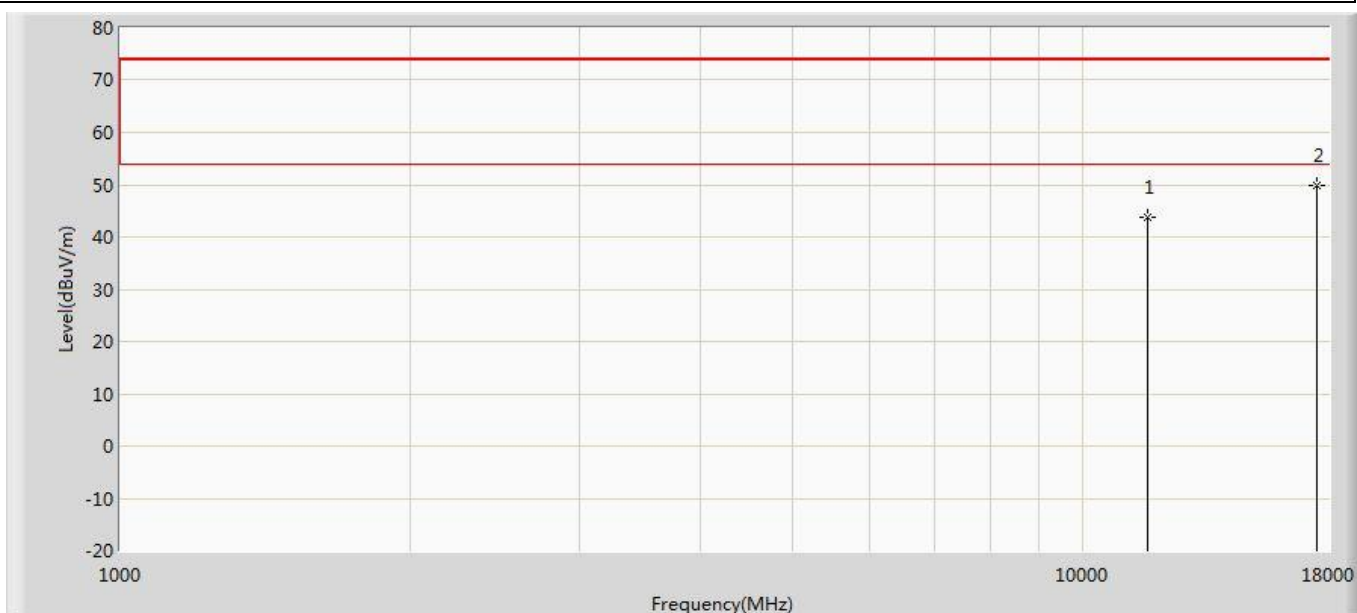
No	Mark	Frequency (MHz)	Measure Level (dBuV/m)	Reading Level (dBuV)	Over Limit (dB)	Limit (dBuV/m)	Factor (dB)	Type
1		11570.000	43.713	29.499	-30.287	74.000	14.214	PK
2	*	17355.000	48.136	28.373	-25.864	74.000	19.762	PK

Profile: 1992128R	Page No.: 90
Engineer: YULIU	
Site: AC5	Time: 2019/11/20 - 01:43
Limit: FCC_Part15.209_RE(3m)	Margin: 0
Probe: Horn_3117_00167055(1-18GHz)	Polarity: Horizontal
EUT: AP410C	Power: AC 120V/60Hz
Note: Mode 1:Transmit at 5785MHz by 802.11a	



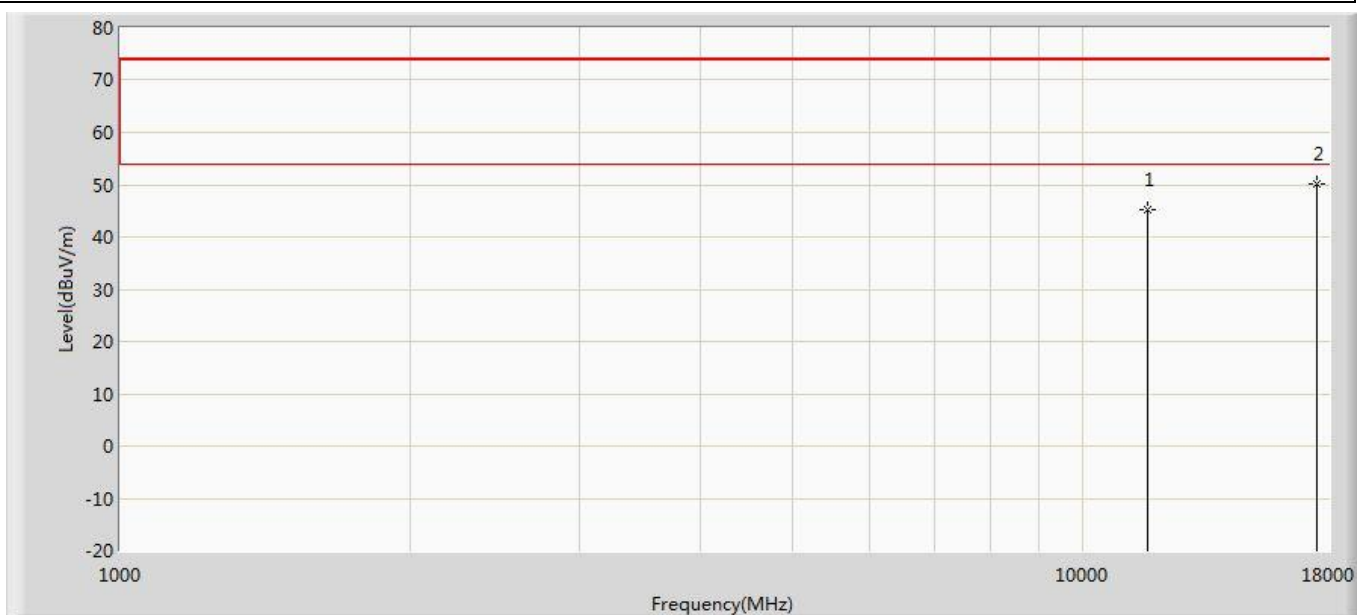
No	Mark	Frequency (MHz)	Measure Level (dBuV/m)	Reading Level (dBuV)	Over Limit (dB)	Limit (dBuV/m)	Factor (dB)	Type
1		11570.000	43.742	29.528	-30.258	74.000	14.214	PK
2	*	17355.000	47.210	27.447	-26.790	74.000	19.762	PK

Profile: 1992128R	Page No.: 91
Engineer: YULIU	
Site: AC5	Time: 2019/11/20 - 01:43
Limit: FCC_Part15.209_RE(3m)	Margin: 0
Probe: Horn_3117_00167055(1-18GHz)	Polarity: Vertical
EUT: AP410C	Power: AC 120V/60Hz
Note: Mode 1:Transmit at 5825MHz by 802.11a	



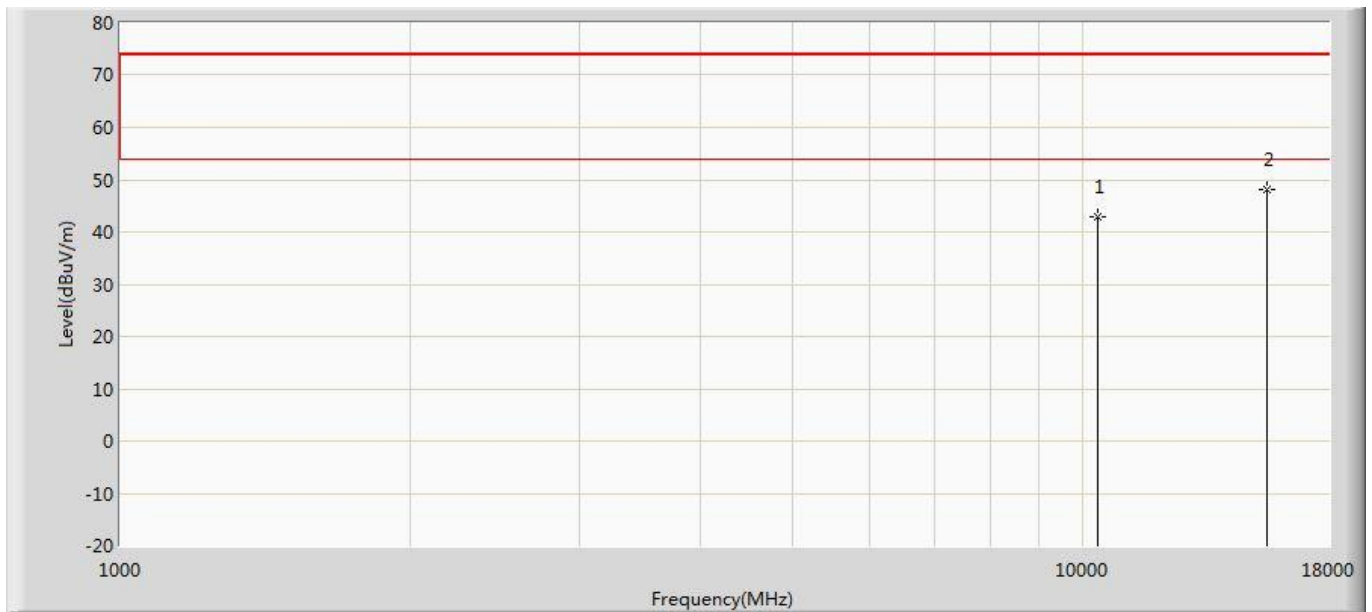
No	Mark	Frequency (MHz)	Measure Level (dBuV/m)	Reading Level (dBuV)	Over Limit (dB)	Limit (dBuV/m)	Factor (dB)	Type
1		11650.000	43.907	29.330	-30.093	74.000	14.577	PK
2	*	17475.000	49.795	29.886	-24.205	74.000	19.909	PK

Profile: 1992128R	Page No.: 92
Engineer: YULIU	
Site: AC5	Time: 2019/11/20 - 01:43
Limit: FCC_Part15.209_RE(3m)	Margin: 0
Probe: Horn_3117_00167055(1-18GHz)	Polarity: Horizontal
EUT: AP410C	Power: AC 120V/60Hz
Note: Mode 1:Transmit at 5825MHz by 802.11a	



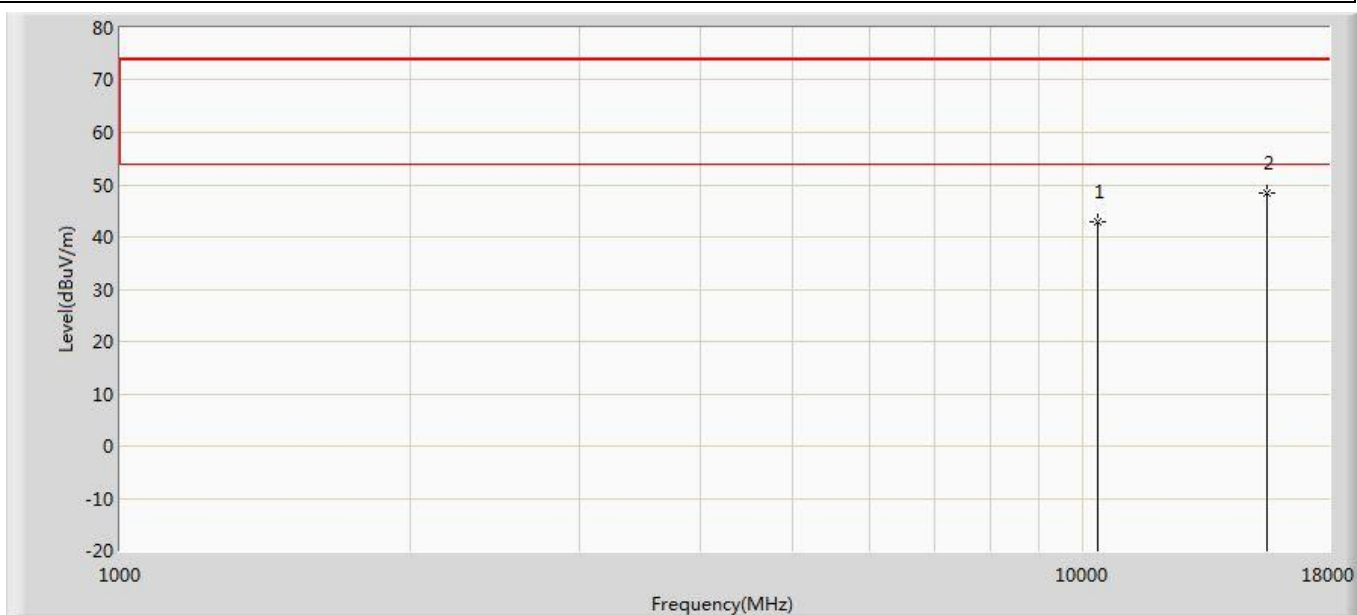
No	Mark	Frequency (MHz)	Measure Level (dBuV/m)	Reading Level (dBuV)	Over Limit (dB)	Limit (dBuV/m)	Factor (dB)	Type
1		11650.000	45.275	30.698	-28.725	74.000	14.577	PK
2	*	17475.000	50.220	30.311	-23.780	74.000	19.909	PK

Profile: 1992128R	Page No.: 93
Engineer: YULIU	
Site: AC5	Time: 2019/11/20 - 01:43
Limit: FCC_Part15.209_RE(3m)	Margin: 0
Probe: Horn_3117_00167055(1-18GHz)	Polarity: Vertical
EUT: AP410C	Power: AC 120V/60Hz
Note: Mode 2:Transmit at 5180MHz by 802.11n(20MHz)	



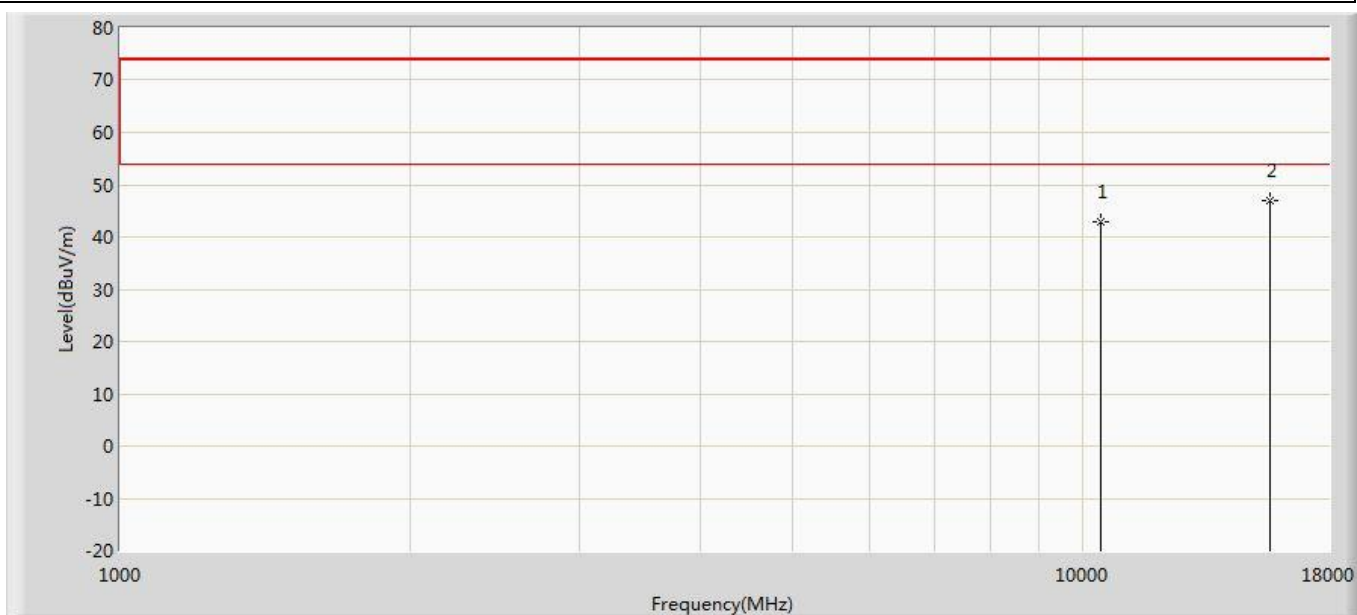
No	Mark	Frequency (MHz)	Measure Level (dBuV/m)	Reading Level (dBuV)	Over Limit (dB)	Limit (dBuV/m)	Factor (dB)	Type
1		10360.000	42.772	31.014	-31.228	74.000	11.757	PK
2	*	15540.000	48.180	30.709	-25.820	74.000	17.471	PK

Profile: 1992128R	Page No.: 94
Engineer: YULIU	
Site: AC5	Time: 2019/11/20 - 01:44
Limit: FCC_Part15.209_RE(3m)	Margin: 0
Probe: Horn_3117_00167055(1-18GHz)	Polarity: Horizontal
EUT: AP410C	Power: AC 120V/60Hz
Note: Mode 2:Transmit at 5180MHz by 802.11n(20MHz)	



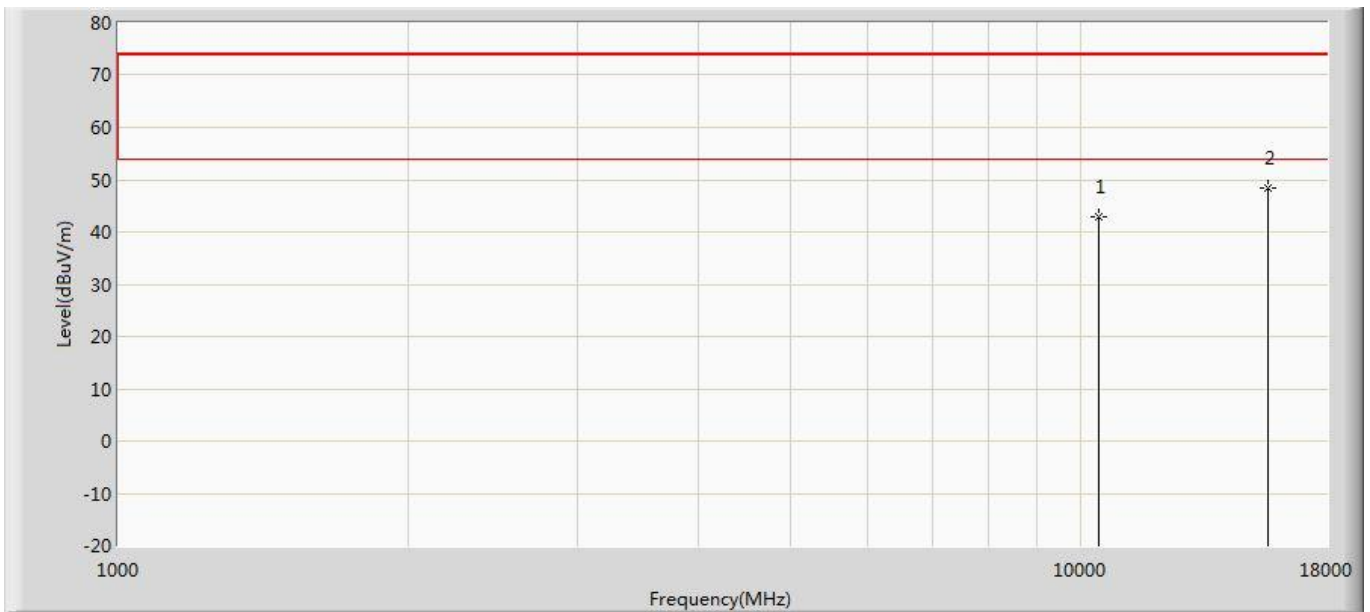
No	Mark	Frequency (MHz)	Measure Level (dBuV/m)	Reading Level (dBuV)	Over Limit (dB)	Limit (dBuV/m)	Factor (dB)	Type
1		10360.000	42.782	31.024	-31.218	74.000	11.757	PK
2	*	15540.000	48.511	31.040	-25.489	74.000	17.471	PK

Profile: 1992128R	Page No.: 95
Engineer: YULIU	
Site: AC5	Time: 2019/11/20 - 01:44
Limit: FCC_Part15.209_RE(3m)	Margin: 0
Probe: Horn_3117_00167055(1-18GHz)	Polarity: Vertical
EUT: AP410C	Power: AC 120V/60Hz
Note: Mode 2:Transmit at 5220MHz by 802.11n(20MHz)	



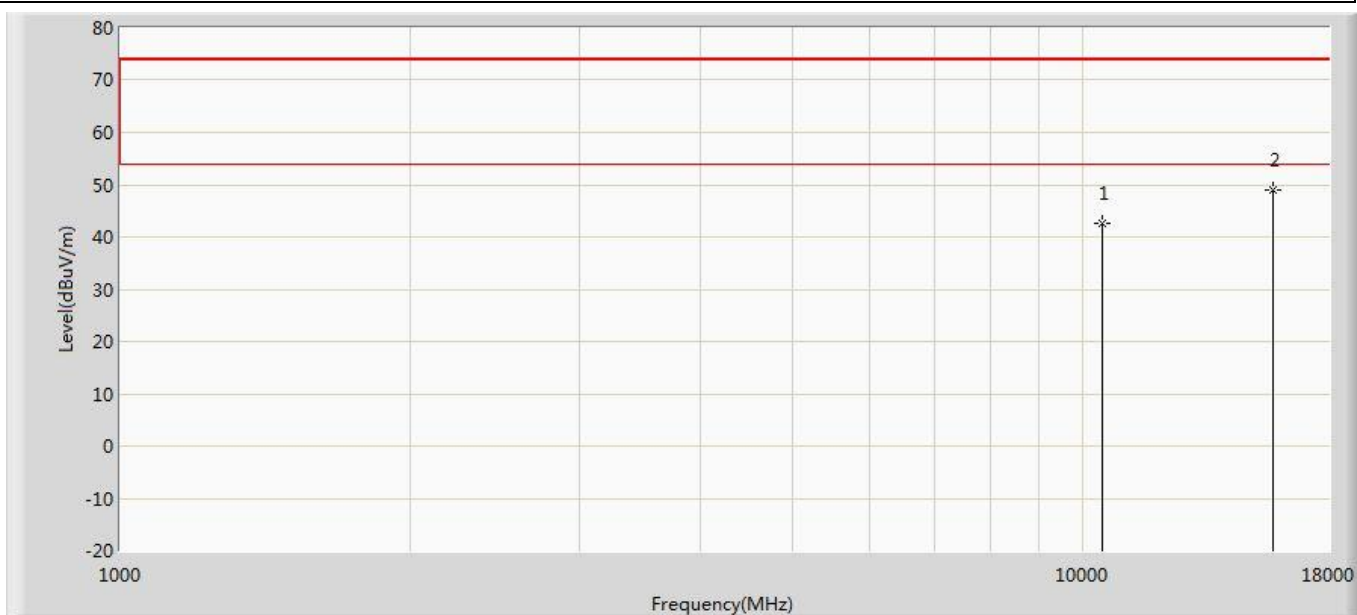
No	Mark	Frequency (MHz)	Measure Level (dBuV/m)	Reading Level (dBuV)	Over Limit (dB)	Limit (dBuV/m)	Factor (dB)	Type
1		10440.000	42.950	30.599	-31.050	74.000	12.351	PK
2	*	15660.000	46.993	29.466	-27.007	74.000	17.527	PK

Profile: 1992128R	Page No.: 96
Engineer: YULIU	
Site: AC5	Time: 2019/11/20 - 01:44
Limit: FCC_Part15.209_RE(3m)	Margin: 0
Probe: Horn_3117_00167055(1-18GHz)	Polarity: Horizontal
EUT: AP410C	Power: AC 120V/60Hz
Note: Mode 2:Transmit at 5220MHz by 802.11n(20MHz)	



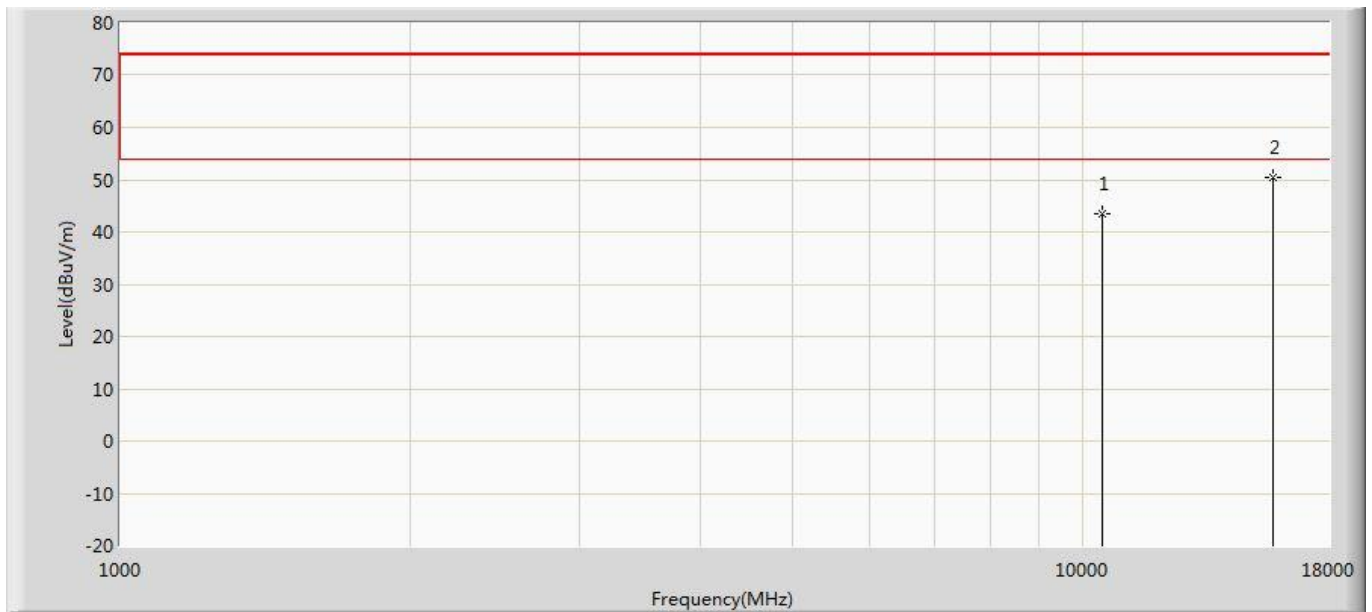
No	Mark	Frequency (MHz)	Measure Level (dBuV/m)	Reading Level (dBuV)	Over Limit (dB)	Limit (dBuV/m)	Factor (dB)	Type
1		10440.000	42.836	30.485	-31.164	74.000	12.351	PK
2	*	15660.000	48.390	30.863	-25.610	74.000	17.527	PK

Profile: 1992128R	Page No.: 97
Engineer: YULIU	
Site: AC5	Time: 2019/11/20 - 01:44
Limit: FCC_Part15.209_RE(3m)	Margin: 0
Probe: Horn_3117_00167055(1-18GHz)	Polarity: Vertical
EUT: AP410C	Power: AC 120V/60Hz
Note: Mode 2:Transmit at 5240MHz by 802.11n(20MHz)	



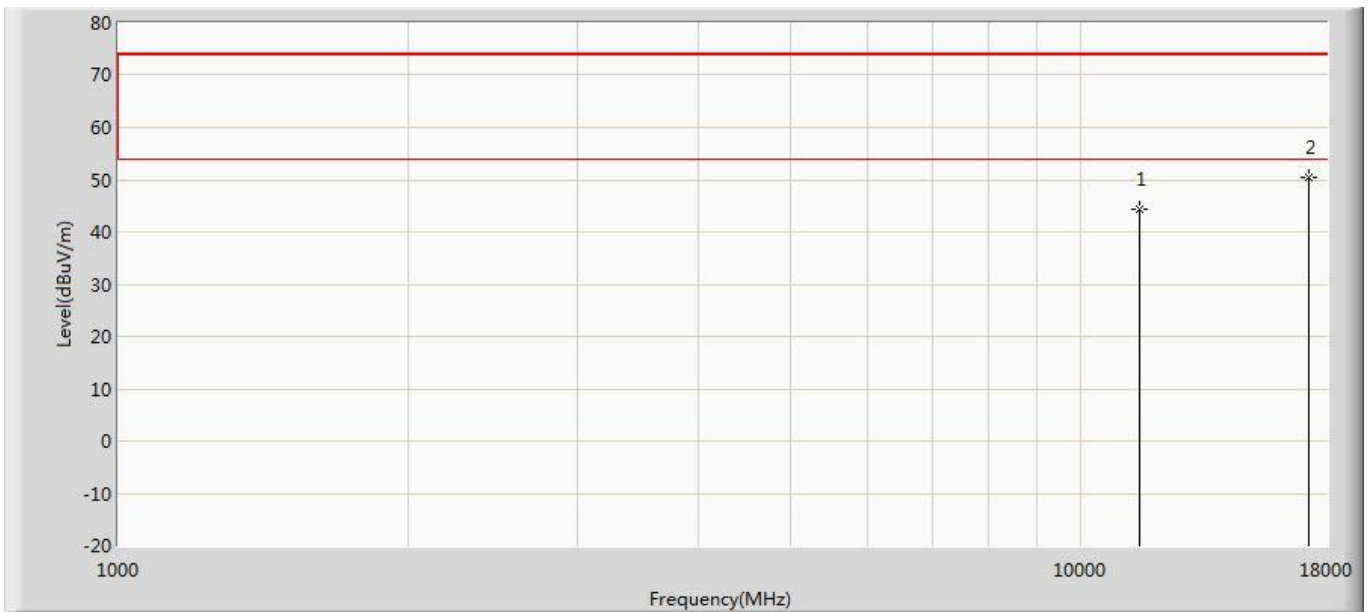
No	Mark	Frequency (MHz)	Measure Level (dBuV/m)	Reading Level (dBuV)	Over Limit (dB)	Limit (dBuV/m)	Factor (dB)	Type
1		10480.000	42.726	30.659	-31.274	74.000	12.068	PK
2	*	15720.000	48.886	30.735	-25.114	74.000	18.152	PK

Profile: 1992128R	Page No.: 98
Engineer: YULIU	
Site: AC5	Time: 2019/11/20 - 01:44
Limit: FCC_Part15.209_RE(3m)	Margin: 0
Probe: Horn_3117_00167055(1-18GHz)	Polarity: Horizontal
EUT: AP410C	Power: AC 120V/60Hz
Note: Mode 2:Transmit at 5240MHz by 802.11n(20MHz)	



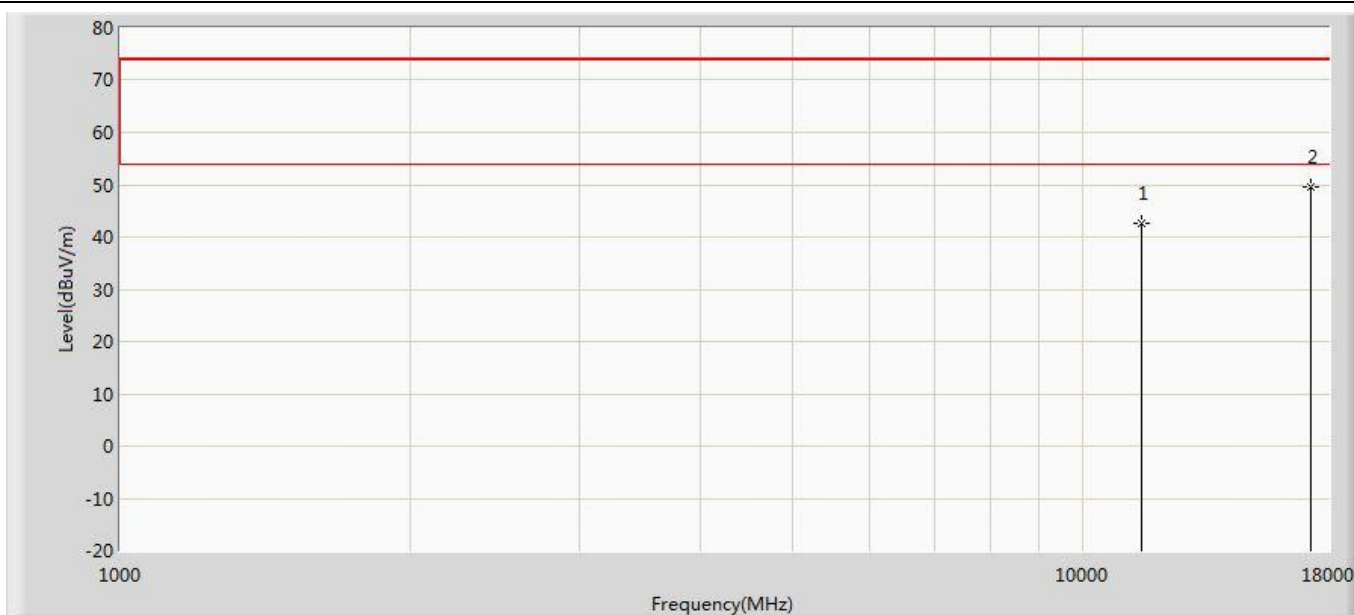
No	Mark	Frequency (MHz)	Measure Level (dBuV/m)	Reading Level (dBuV)	Over Limit (dB)	Limit (dBuV/m)	Factor (dB)	Type
1		10480.000	43.597	31.530	-30.403	74.000	12.068	PK
2	*	15720.000	50.381	32.230	-23.619	74.000	18.152	PK

Profile: 1992128R	Page No.: 99
Engineer: YULIU	
Site: AC5	Time: 2019/11/20 - 01:44
Limit: FCC_Part15.209_RE(3m)	Margin: 0
Probe: Horn_3117_00167055(1-18GHz)	Polarity: Vertical
EUT: AP410C	Power: AC 120V/60Hz
Note: Mode 2:Transmit at 5745MHz by 802.11n(20MHz)	



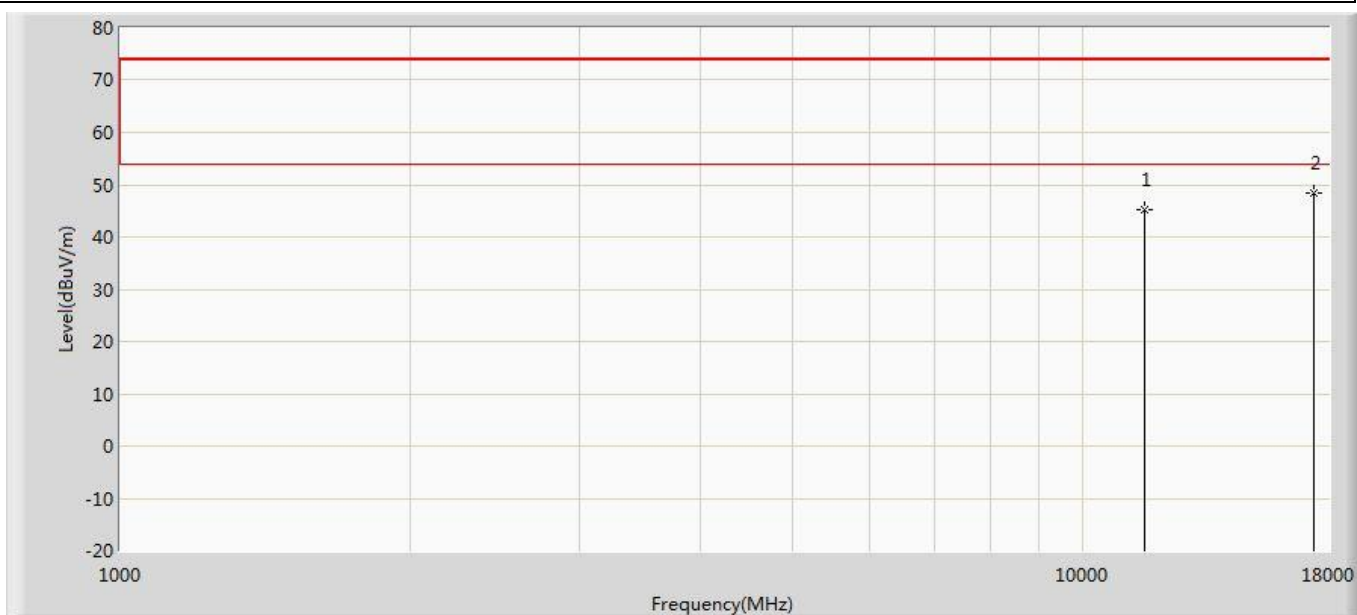
No	Mark	Frequency (MHz)	Measure Level (dBuV/m)	Reading Level (dBuV)	Over Limit (dB)	Limit (dBuV/m)	Factor (dB)	Type
1		11490.000	44.461	30.530	-29.539	74.000	13.931	PK
2	*	17235.000	50.359	30.078	-23.641	74.000	20.281	PK

Profile: 1992128R	Page No.: 100
Engineer: YULIU	
Site: AC5	Time: 2019/11/20 - 01:44
Limit: FCC_Part15.209_RE(3m)	Margin: 0
Probe: Horn_3117_00167055(1-18GHz)	Polarity: Horizontal
EUT: AP410C	Power: AC 120V/60Hz
Note: Mode 2:Transmit at 5745MHz by 802.11n(20MHz)	



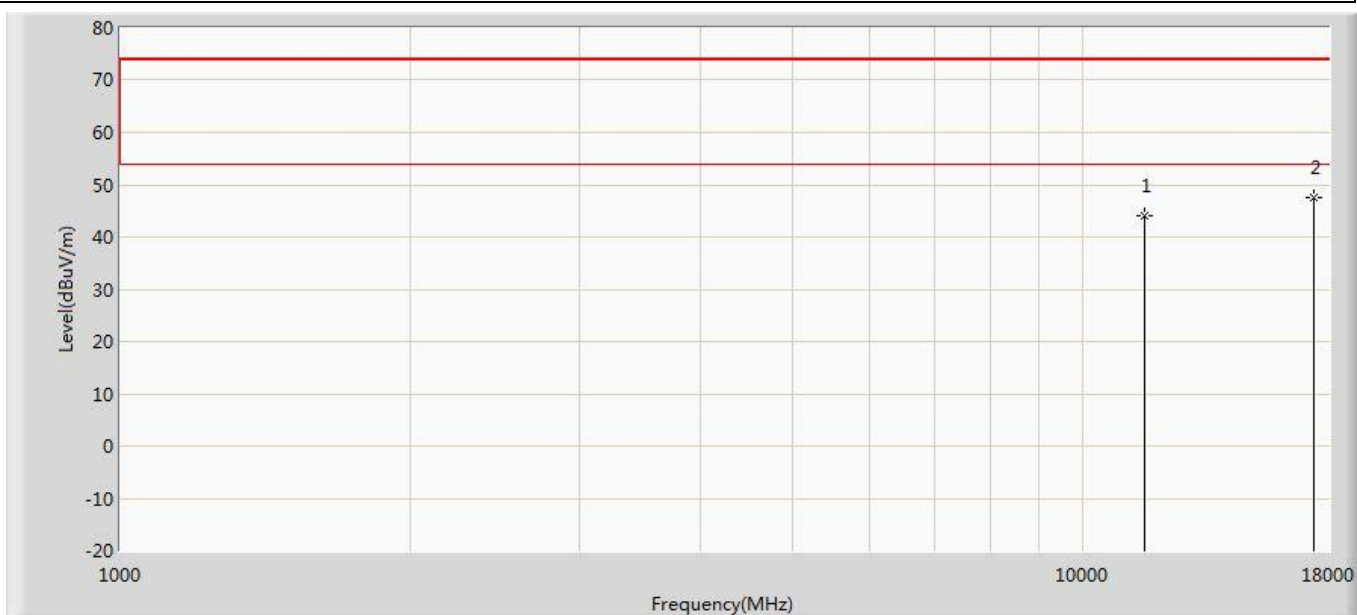
No	Mark	Frequency (MHz)	Measure Level (dBuV/m)	Reading Level (dBuV)	Over Limit (dB)	Limit (dBuV/m)	Factor (dB)	Type
1		11490.000	42.592	28.661	-31.408	74.000	13.931	PK
2	*	17235.000	49.595	29.314	-24.405	74.000	20.281	PK

Profile: 1992128R	Page No.: 101
Engineer: YULIU	
Site: AC5	Time: 2019/11/20 - 01:44
Limit: FCC_Part15.209_RE(3m)	Margin: 0
Probe: Horn_3117_00167055(1-18GHz)	Polarity: Vertical
EUT: AP410C	Power: AC 120V/60Hz
Note: Mode 2:Transmit at 5785MHz by 802.11n(20MHz)	



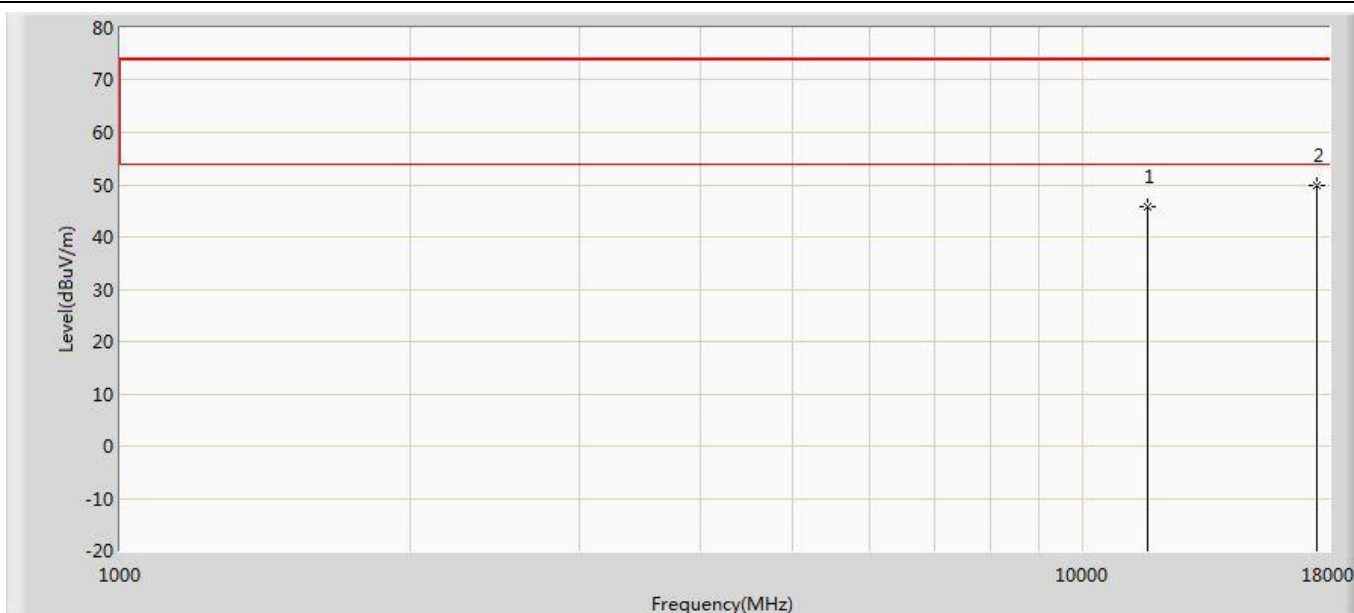
No	Mark	Frequency (MHz)	Measure Level (dBuV/m)	Reading Level (dBuV)	Over Limit (dB)	Limit (dBuV/m)	Factor (dB)	Type
1		11570.000	45.077	30.863	-28.923	74.000	14.214	PK
2	*	17355.000	48.347	28.584	-25.653	74.000	19.762	PK

Profile: 1992128R	Page No.: 102
Engineer: YULIU	
Site: AC5	Time: 2019/11/20 - 01:44
Limit: FCC_Part15.209_RE(3m)	Margin: 0
Probe: Horn_3117_00167055(1-18GHz)	Polarity: Horizontal
EUT: AP410C	Power: AC 120V/60Hz
Note: Mode 2:Transmit at 5785MHz by 802.11n(20MHz)	



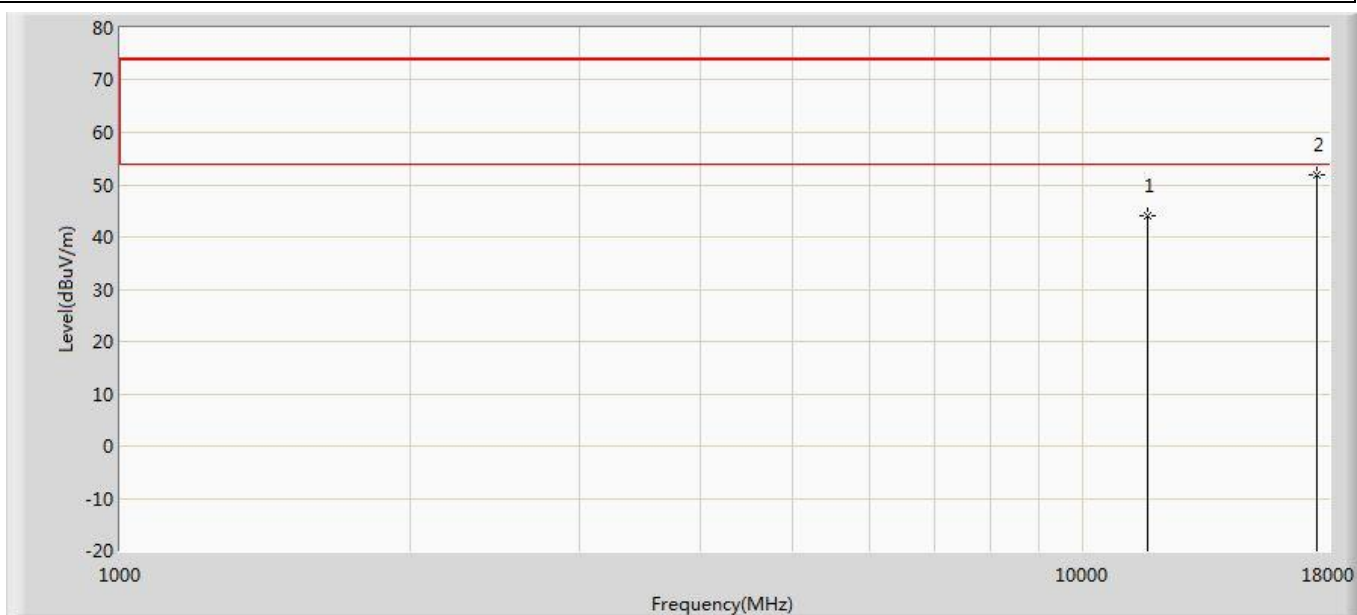
No	Mark	Frequency (MHz)	Measure Level (dBuV/m)	Reading Level (dBuV)	Over Limit (dB)	Limit (dBuV/m)	Factor (dB)	Type
1		11570.000	43.934	29.720	-30.066	74.000	14.214	PK
2	*	17355.000	47.672	27.909	-26.328	74.000	19.762	PK

Profile: 1992128R	Page No.: 103
Engineer: YULIU	
Site: AC5	Time: 2019/11/20 - 01:44
Limit: FCC_Part15.209_RE(3m)	Margin: 0
Probe: Horn_3117_00167055(1-18GHz)	Polarity: Vertical
EUT: AP410C	Power: AC 120V/60Hz
Note: Mode 2:Transmit at 5825MHz by 802.11n(20MHz)	



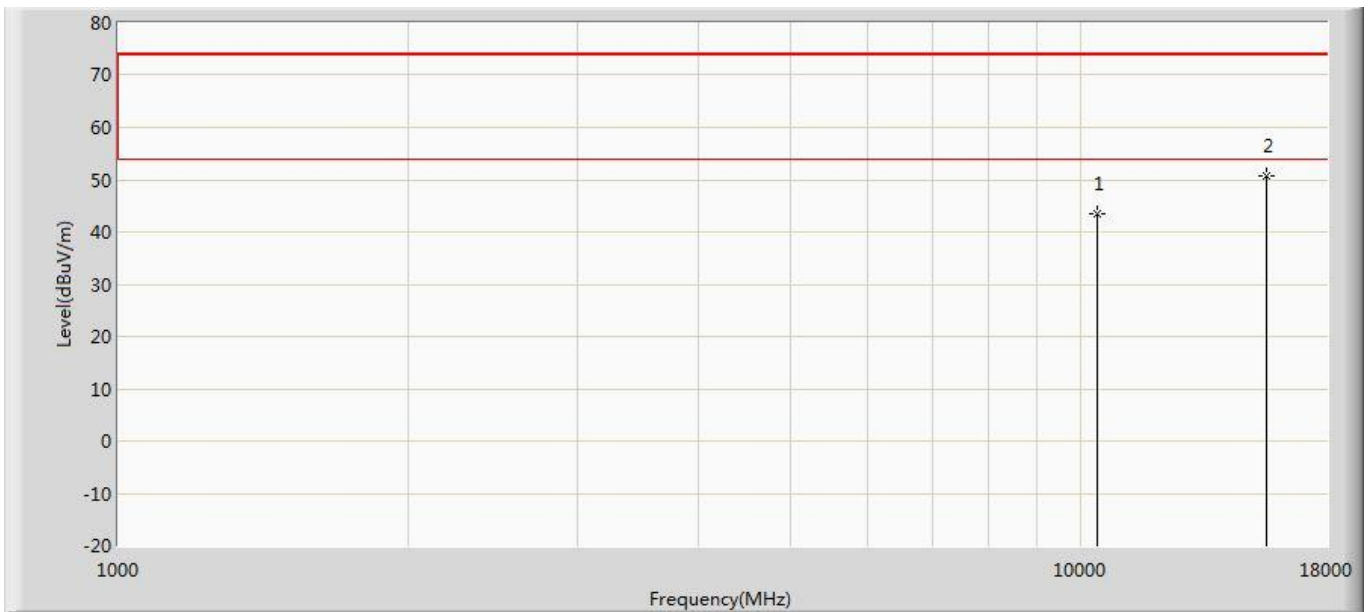
No	Mark	Frequency (MHz)	Measure Level (dBuV/m)	Reading Level (dBuV)	Over Limit (dB)	Limit (dBuV/m)	Factor (dB)	Type
1		11650.000	45.735	31.158	-28.265	74.000	14.577	PK
2	*	17475.000	49.755	29.846	-24.245	74.000	19.909	PK

Profile: 1992128R	Page No.: 104
Engineer: YULIU	
Site: AC5	Time: 2019/11/20 - 01:45
Limit: FCC_Part15.209_RE(3m)	Margin: 0
Probe: Horn_3117_00167055(1-18GHz)	Polarity: Horizontal
EUT: AP410C	Power: AC 120V/60Hz
Note: Mode 2:Transmit at 5825MHz by 802.11n(20MHz)	



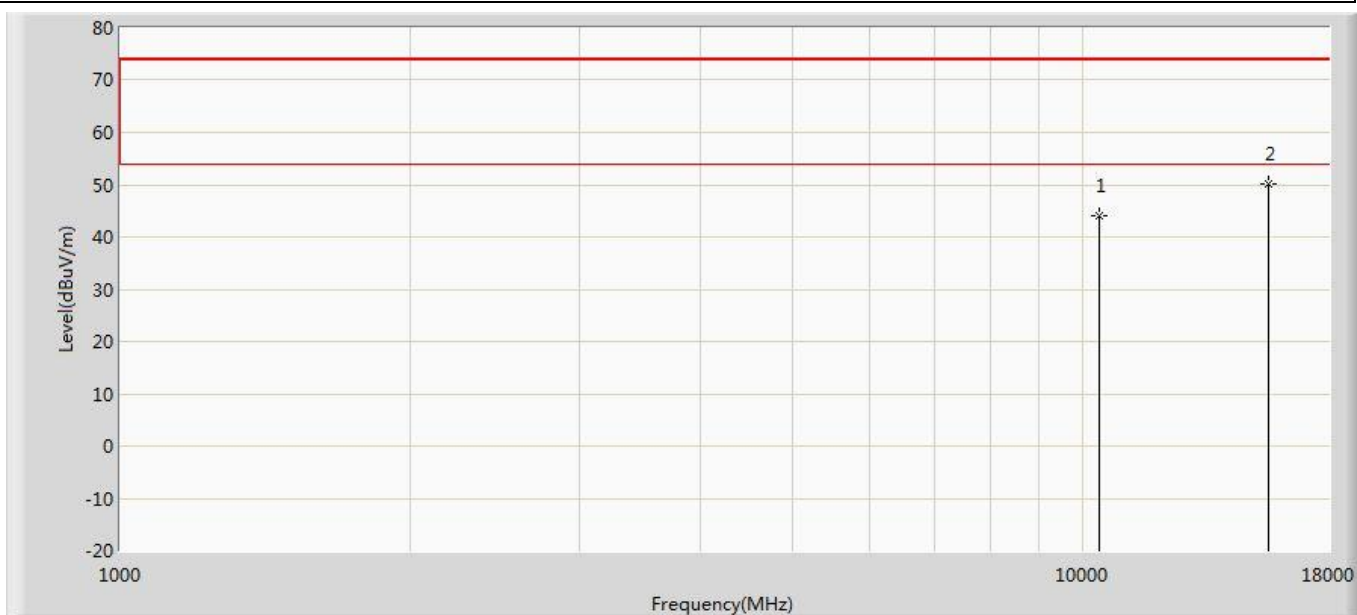
No	Mark	Frequency (MHz)	Measure Level (dBuV/m)	Reading Level (dBuV)	Over Limit (dB)	Limit (dBuV/m)	Factor (dB)	Type
1		11650.000	44.006	29.429	-29.994	74.000	14.577	PK
2	*	17475.000	51.945	32.036	-22.055	74.000	19.909	PK

Profile: 1992128R	Page No.: 105
Engineer: YULIU	
Site: AC5	Time: 2019/11/20 - 01:45
Limit: FCC_Part15.209_RE(3m)	Margin: 0
Probe: Horn_3117_00167055(1-18GHz)	Polarity: Vertical
EUT: AP410C	Power: AC 120V/60Hz
Note: Mode 3:Transmit at 5190MHz by 802.11n(40MHz)	



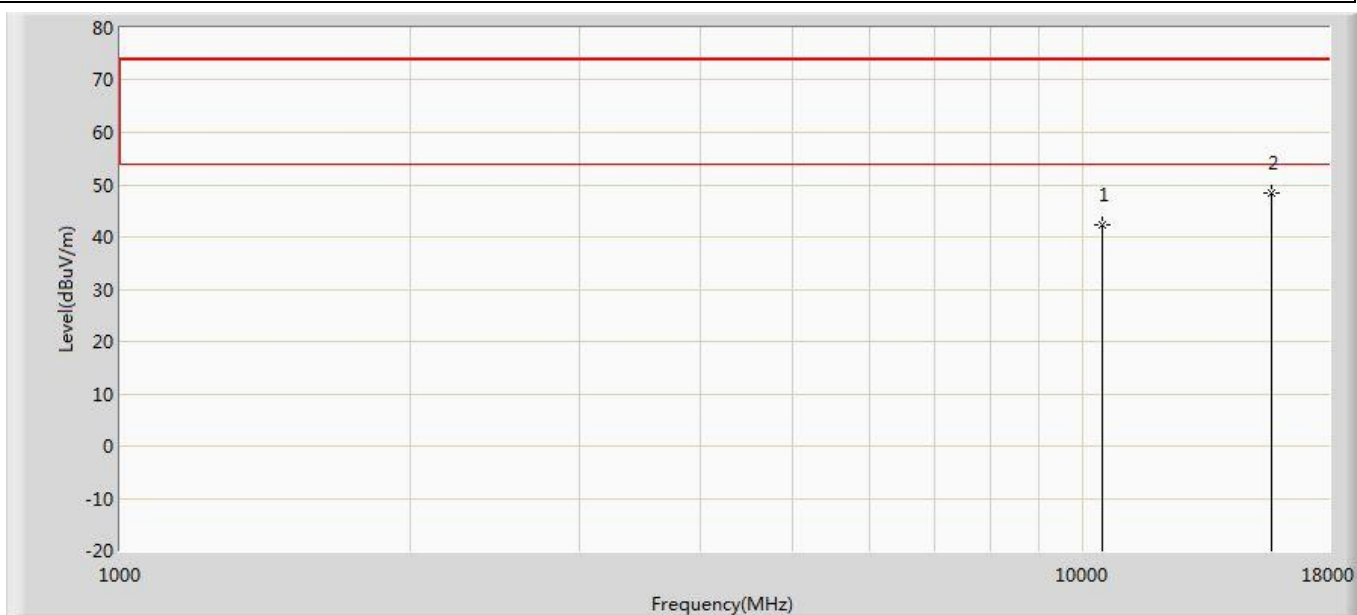
No	Mark	Frequency (MHz)	Measure Level (dBuV/m)	Reading Level (dBuV)	Over Limit (dB)	Limit (dBuV/m)	Factor (dB)	Type
1		10380.000	43.352	31.569	-30.648	74.000	11.783	PK
2	*	15570.000	50.614	32.602	-23.386	74.000	18.012	PK

Profile: 1992128R	Page No.: 106
Engineer: YULIU	
Site: AC5	Time: 2019/11/20 - 01:45
Limit: FCC_Part15.209_RE(3m)	Margin: 0
Probe: Horn_3117_00167055(1-18GHz)	Polarity: Horizontal
EUT: AP410C	Power: AC 120V/60Hz
Note: Mode 3:Transmit at 5190MHz by 802.11n(40MHz)	



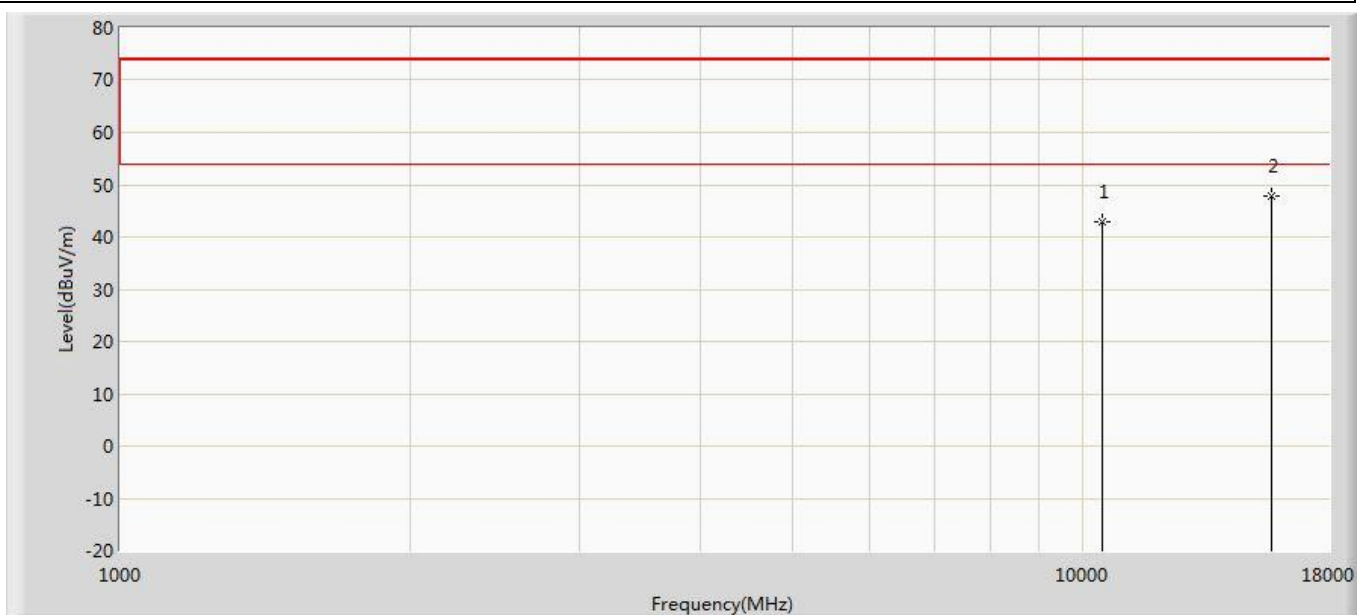
No	Mark	Frequency (MHz)	Measure Level (dBuV/m)	Reading Level (dBuV)	Over Limit (dB)	Limit (dBuV/m)	Factor (dB)	Type
1		10380.000	44.038	32.255	-29.962	74.000	11.783	PK
2	*	15570.000	50.127	32.115	-23.873	74.000	18.012	PK

Profile: 1992128R	Page No.: 107
Engineer: YULIU	
Site: AC5	Time: 2019/11/20 - 01:45
Limit: FCC_Part15.209_RE(3m)	Margin: 0
Probe: Horn_3117_00167055(1-18GHz)	Polarity: Vertical
EUT: AP410C	Power: AC 120V/60Hz
Note: Mode 3:Transmit at 5230MHz by 802.11n(40MHz)	



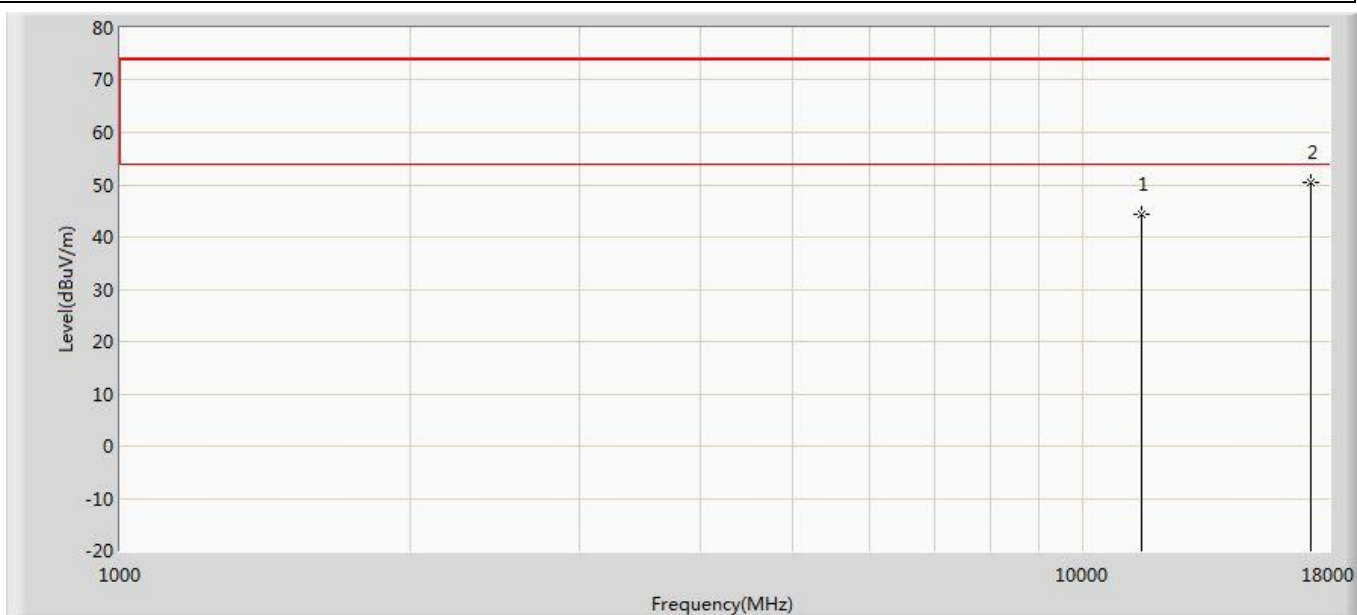
No	Mark	Frequency (MHz)	Measure Level (dBuV/m)	Reading Level (dBuV)	Over Limit (dB)	Limit (dBuV/m)	Factor (dB)	Type
1		10460.000	42.453	30.596	-31.547	74.000	11.857	PK
2	*	15690.000	48.407	30.053	-25.593	74.000	18.354	PK

Profile: 1992128R	Page No.: 108
Engineer: YULIU	
Site: AC5	Time: 2019/11/20 - 01:45
Limit: FCC_Part15.209_RE(3m)	Margin: 0
Probe: Horn_3117_00167055(1-18GHz)	Polarity: Horizontal
EUT: AP410C	Power: AC 120V/60Hz
Note: Mode 3:Transmit at 5230MHz by 802.11n(40MHz)	



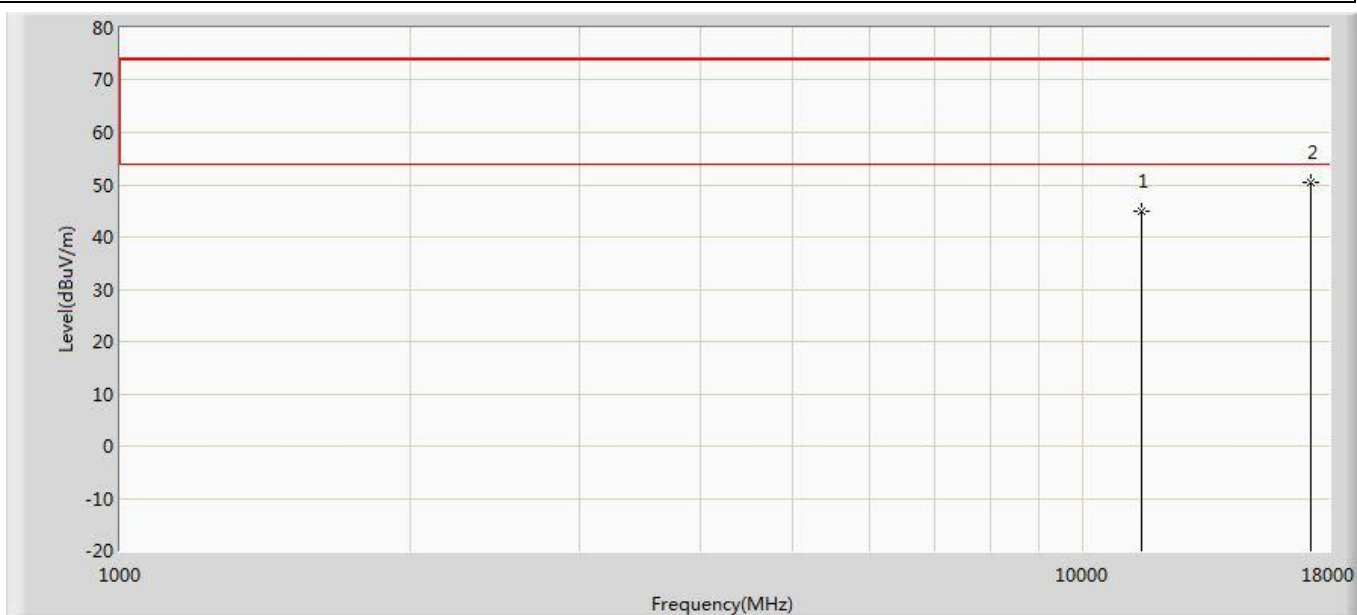
No	Mark	Frequency (MHz)	Measure Level (dBuV/m)	Reading Level (dBuV)	Over Limit (dB)	Limit (dBuV/m)	Factor (dB)	Type
1		10460.000	42.754	30.897	-31.246	74.000	11.857	PK
2	*	15690.000	47.838	29.484	-26.162	74.000	18.354	PK

Profile: 1992128R	Page No.: 109
Engineer: YULIU	
Site: AC5	Time: 2019/11/20 - 01:45
Limit: FCC_Part15.209_RE(3m)	Margin: 0
Probe: Horn_3117_00167055(1-18GHz)	Polarity: Vertical
EUT: AP410C	Power: AC 120V/60Hz
Note: Mode 3:Transmit at 5755MHz by 802.11n(40MHz)	



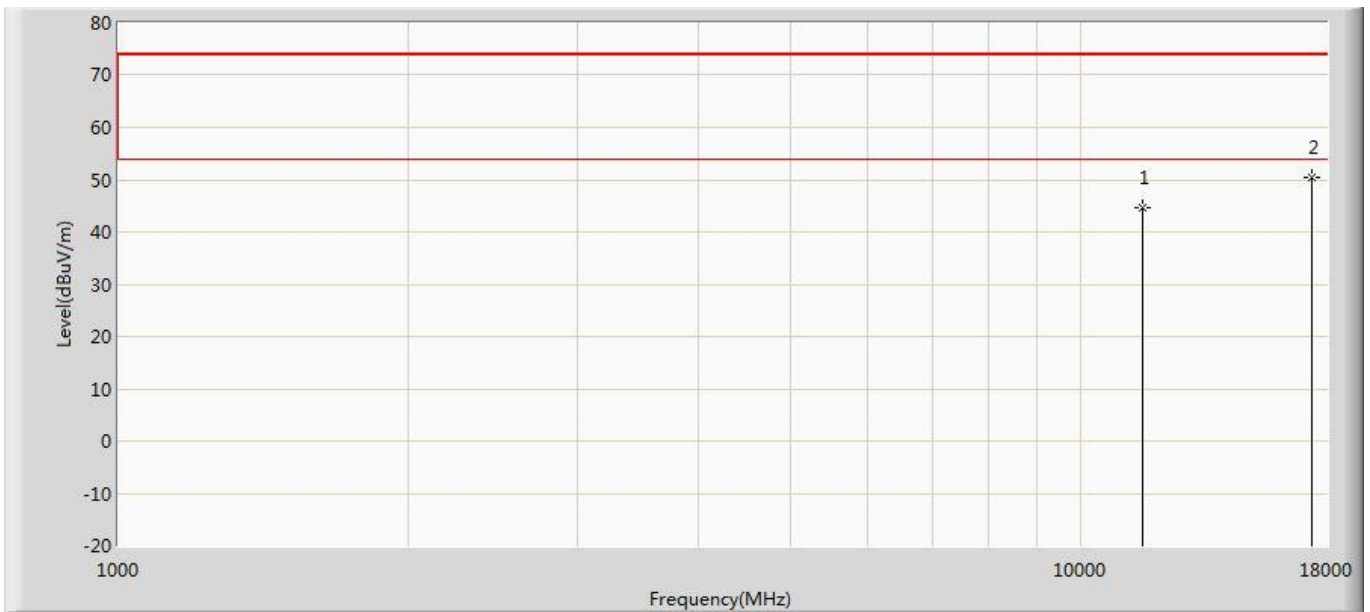
No	Mark	Frequency (MHz)	Measure Level (dBuV/m)	Reading Level (dBuV)	Over Limit (dB)	Limit (dBuV/m)	Factor (dB)	Type
1		11510.000	44.424	29.934	-29.576	74.000	14.490	PK
2	*	17265.000	50.519	29.919	-23.481	74.000	20.600	PK

Profile: 1992128R	Page No.: 110
Engineer: YULIU	
Site: AC5	Time: 2019/11/20 - 01:45
Limit: FCC_Part15.209_RE(3m)	Margin: 0
Probe: Horn_3117_00167055(1-18GHz)	Polarity: Horizontal
EUT: AP410C	Power: AC 120V/60Hz
Note: Mode 3:Transmit at 5755MHz by 802.11n(40MHz)	



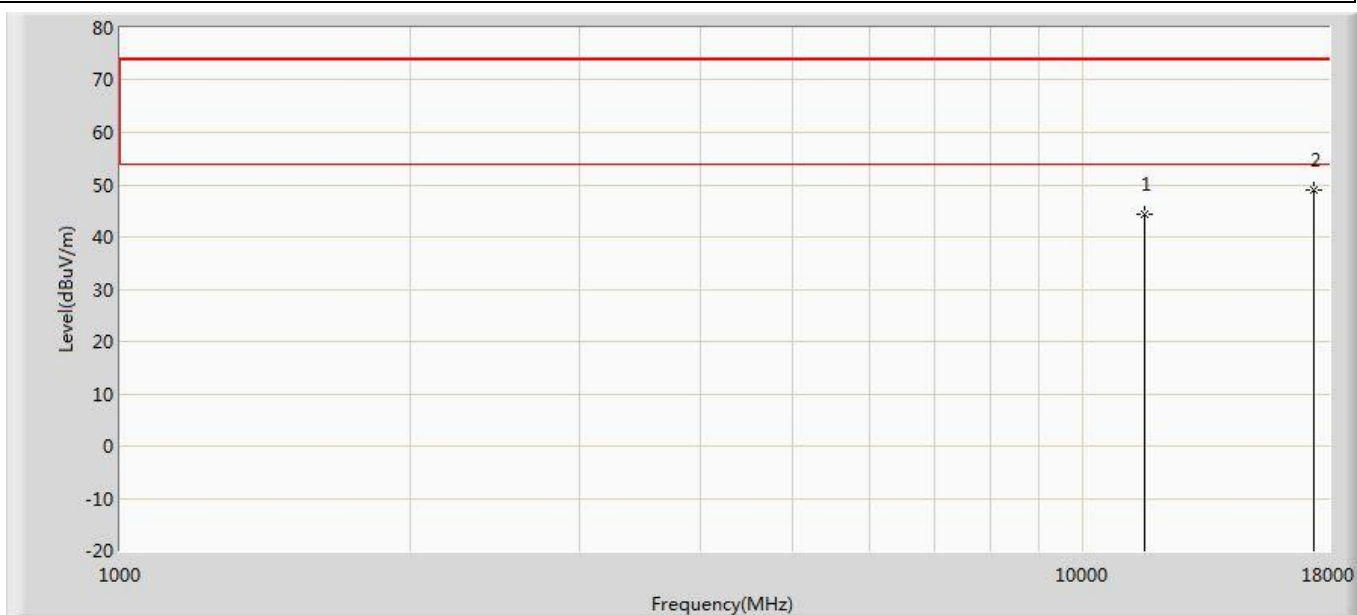
No	Mark	Frequency (MHz)	Measure Level (dBuV/m)	Reading Level (dBuV)	Over Limit (dB)	Limit (dBuV/m)	Factor (dB)	Type
1		11510.000	44.988	30.498	-29.012	74.000	14.490	PK
2	*	17265.000	50.539	29.939	-23.461	74.000	20.600	PK

Profile: 1992128R	Page No.: 111
Engineer: YULIU	
Site: AC5	Time: 2019/11/20 - 01:45
Limit: FCC_Part15.209_RE(3m)	Margin: 0
Probe: Horn_3117_00167055(1-18GHz)	Polarity: Vertical
EUT: AP410C	Power: AC 120V/60Hz
Note: Mode 3:Transmit at 5795MHz by 802.11n(40MHz)	



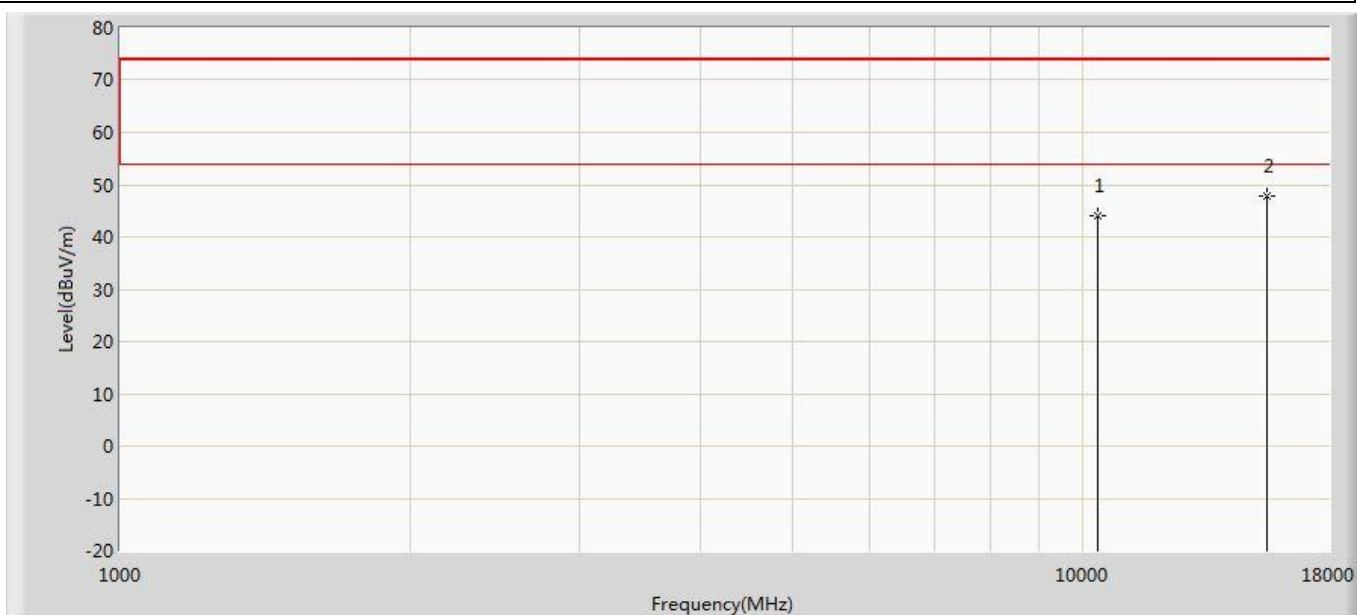
No	Mark	Frequency (MHz)	Measure Level (dBuV/m)	Reading Level (dBuV)	Over Limit (dB)	Limit (dBuV/m)	Factor (dB)	Type
1		11590.000	44.599	29.554	-29.401	74.000	15.045	PK
2	*	17385.000	50.339	30.423	-23.661	74.000	19.916	PK

Profile: 1992128R	Page No.: 112
Engineer: YULIU	
Site: AC5	Time: 2019/11/20 - 01:45
Limit: FCC_Part15.209_RE(3m)	Margin: 0
Probe: Horn_3117_00167055(1-18GHz)	Polarity: Horizontal
EUT: AP410C	Power: AC 120V/60Hz
Note: Mode 3:Transmit at 5795MHz by 802.11n(40MHz)	



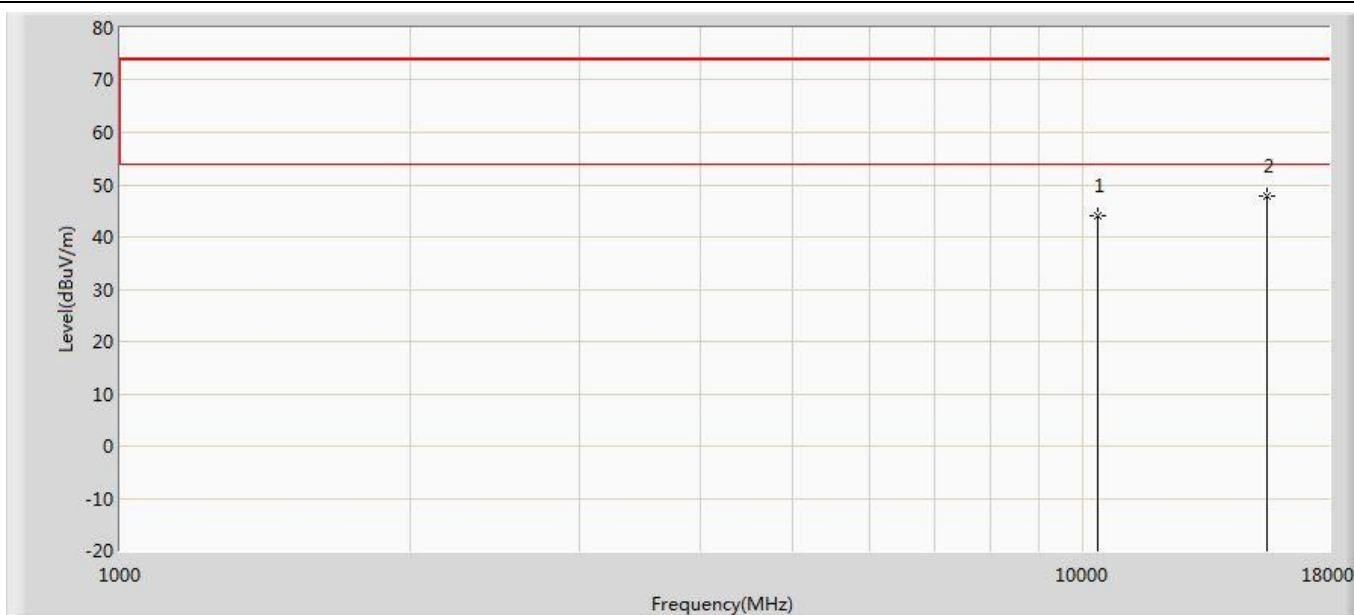
No	Mark	Frequency (MHz)	Measure Level (dBuV/m)	Reading Level (dBuV)	Over Limit (dB)	Limit (dBuV/m)	Factor (dB)	Type
1		11590.000	44.427	29.382	-29.573	74.000	15.045	PK
2	*	17385.000	48.850	28.934	-25.150	74.000	19.916	PK

Profile: 1992128R	Page No.: 113
Engineer: YULIU	
Site: AC5	Time: 2019/11/20 - 01:45
Limit: FCC_Part15.209_RE(3m)	Margin: 0
Probe: Horn_3117_00167055(1-18GHz)	Polarity: Vertical
EUT: AP410C	Power: AC 120V/60Hz
Note: Mode 4:Transmit at 5180MHz by 802.11ac(20MHz)	



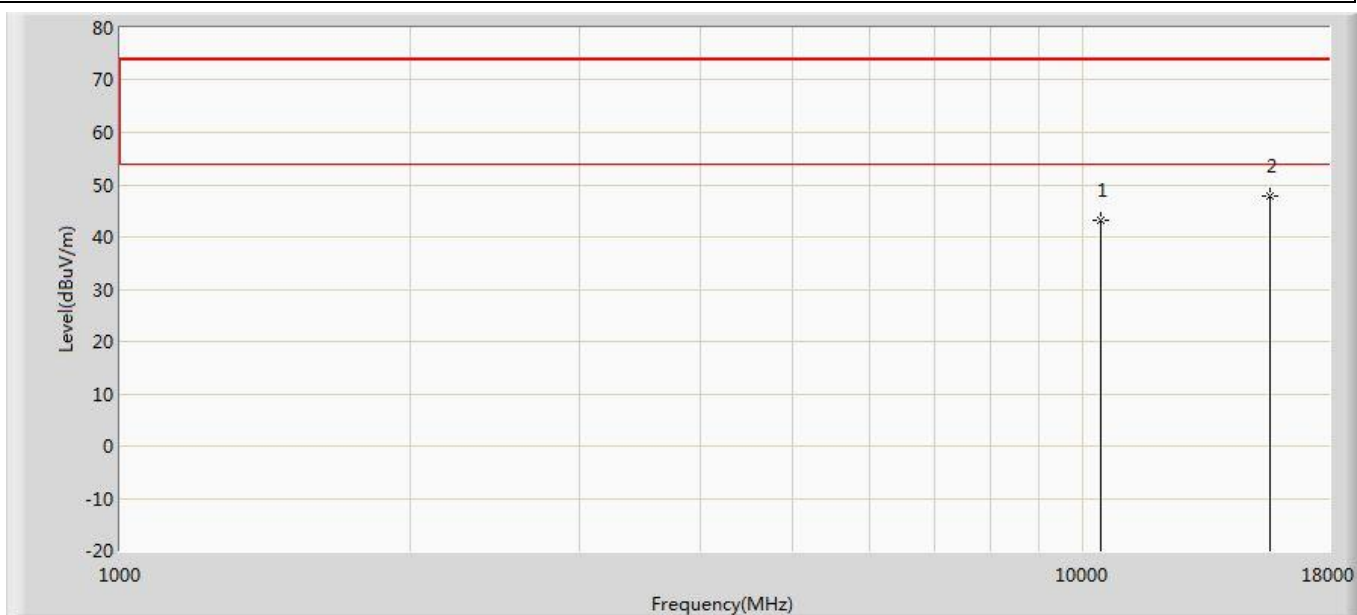
No	Mark	Frequency (MHz)	Measure Level (dBuV/m)	Reading Level (dBuV)	Over Limit (dB)	Limit (dBuV/m)	Factor (dB)	Type
1		10360.000	44.189	32.431	-29.811	74.000	11.757	PK
2	*	15540.000	47.844	30.373	-26.156	74.000	17.471	PK

Profile: 1992128R	Page No.: 114
Engineer: YULIU	
Site: AC5	Time: 2019/11/20 - 01:45
Limit: FCC_Part15.209_RE(3m)	Margin: 0
Probe: Horn_3117_00167055(1-18GHz)	Polarity: Vertical
EUT: AP410C	Power: AC 120V/60Hz
Note: Mode 4:Transmit at 5180MHz by 802.11ac(20MHz)	



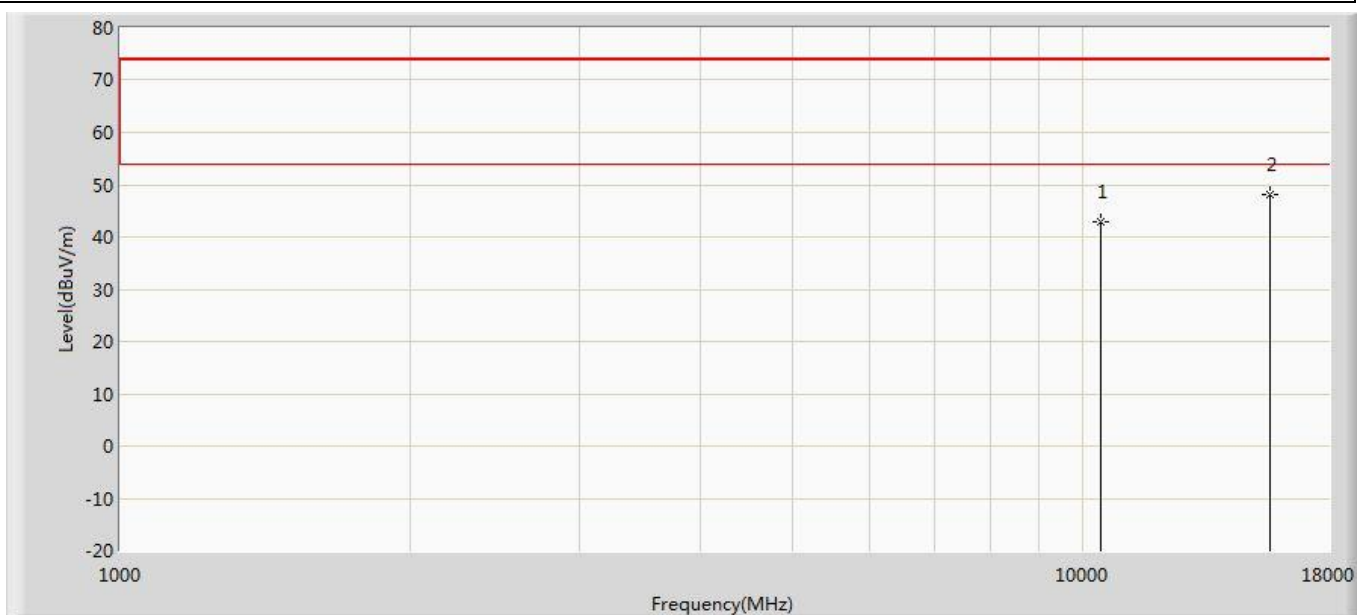
No	Mark	Frequency (MHz)	Measure Level (dBuV/m)	Reading Level (dBuV)	Over Limit (dB)	Limit (dBuV/m)	Factor (dB)	Type
1		10360.000	44.189	32.431	-29.811	74.000	11.757	PK
2	*	15540.000	47.844	30.373	-26.156	74.000	17.471	PK

Profile: 1992128R	Page No.: 115
Engineer: YULIU	
Site: AC5	Time: 2019/11/20 - 01:46
Limit: FCC_Part15.209_RE(3m)	Margin: 0
Probe: Horn_3117_00167055(1-18GHz)	Polarity: Vertical
EUT: AP410C	Power: AC 120V/60Hz
Note: Mode 4:Transmit at 5220MHz by 802.11ac(20MHz)	



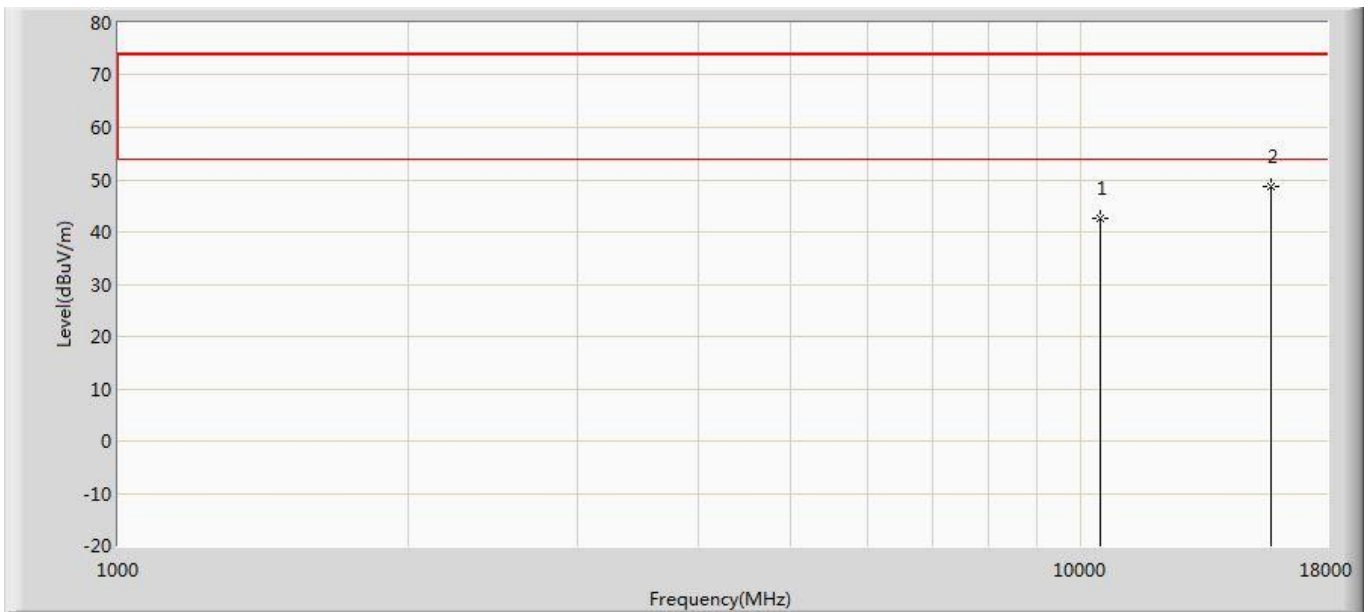
No	Mark	Frequency (MHz)	Measure Level (dBuV/m)	Reading Level (dBuV)	Over Limit (dB)	Limit (dBuV/m)	Factor (dB)	Type
1		10440.000	43.256	30.905	-30.744	74.000	12.351	PK
2	*	15660.000	47.911	30.384	-26.089	74.000	17.527	PK

Profile: 1992128R	Page No.: 116
Engineer: YULIU	
Site: AC5	Time: 2019/11/20 - 01:46
Limit: FCC_Part15.209_RE(3m)	Margin: 0
Probe: Horn_3117_00167055(1-18GHz)	Polarity: Horizontal
EUT: AP410C	Power: AC 120V/60Hz
Note: Mode 4:Transmit at 5220MHz by 802.11ac(20MHz)	



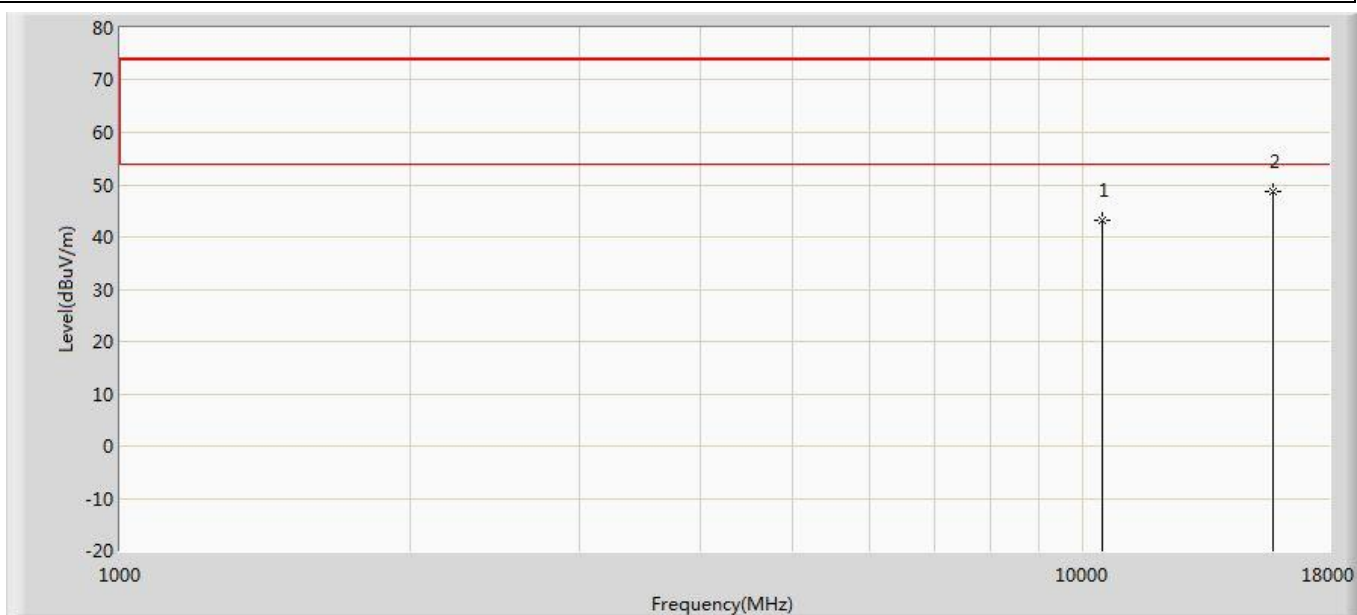
No	Mark	Frequency (MHz)	Measure Level (dBuV/m)	Reading Level (dBuV)	Over Limit (dB)	Limit (dBuV/m)	Factor (dB)	Type
1		10440.000	42.777	30.426	-31.223	74.000	12.351	PK
2	*	15660.000	48.020	30.493	-25.980	74.000	17.527	PK

Profile: 1992128R	Page No.: 117
Engineer: YULIU	
Site: AC5	Time: 2019/11/20 - 01:46
Limit: FCC_Part15.209_RE(3m)	Margin: 0
Probe: Horn_3117_00167055(1-18GHz)	Polarity: Vertical
EUT: AP410C	Power: AC 120V/60Hz
Note: Mode 4:Transmit at 5240MHz by 802.11ac(20MHz)	



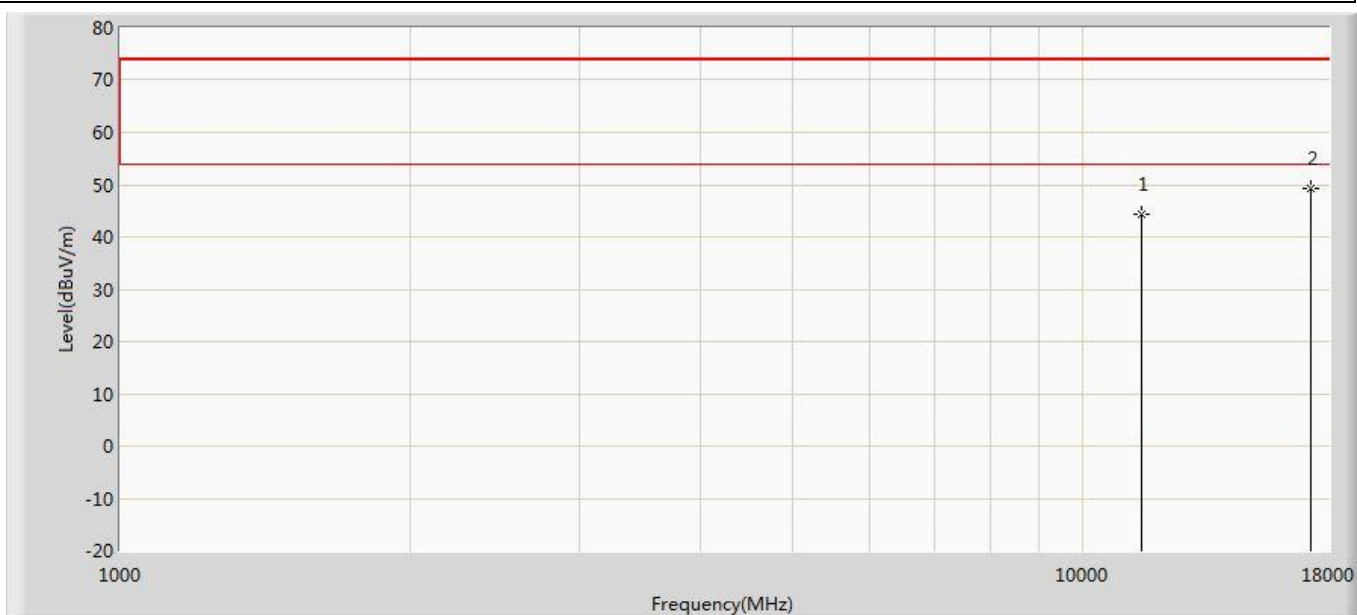
No	Mark	Frequency (MHz)	Measure Level (dBuV/m)	Reading Level (dBuV)	Over Limit (dB)	Limit (dBuV/m)	Factor (dB)	Type
1		10480.000	42.726	30.659	-31.274	74.000	12.068	PK
2	*	15720.000	48.806	30.655	-25.194	74.000	18.152	PK

Profile: 1992128R	Page No.: 118
Engineer: YULIU	
Site: AC5	Time: 2019/11/20 - 01:46
Limit: FCC_Part15.209_RE(3m)	Margin: 0
Probe: Horn_3117_00167055(1-18GHz)	Polarity: Horizontal
EUT: AP410C	Power: AC 120V/60Hz
Note: Mode 4:Transmit at 5240MHz by 802.11ac(20MHz)	



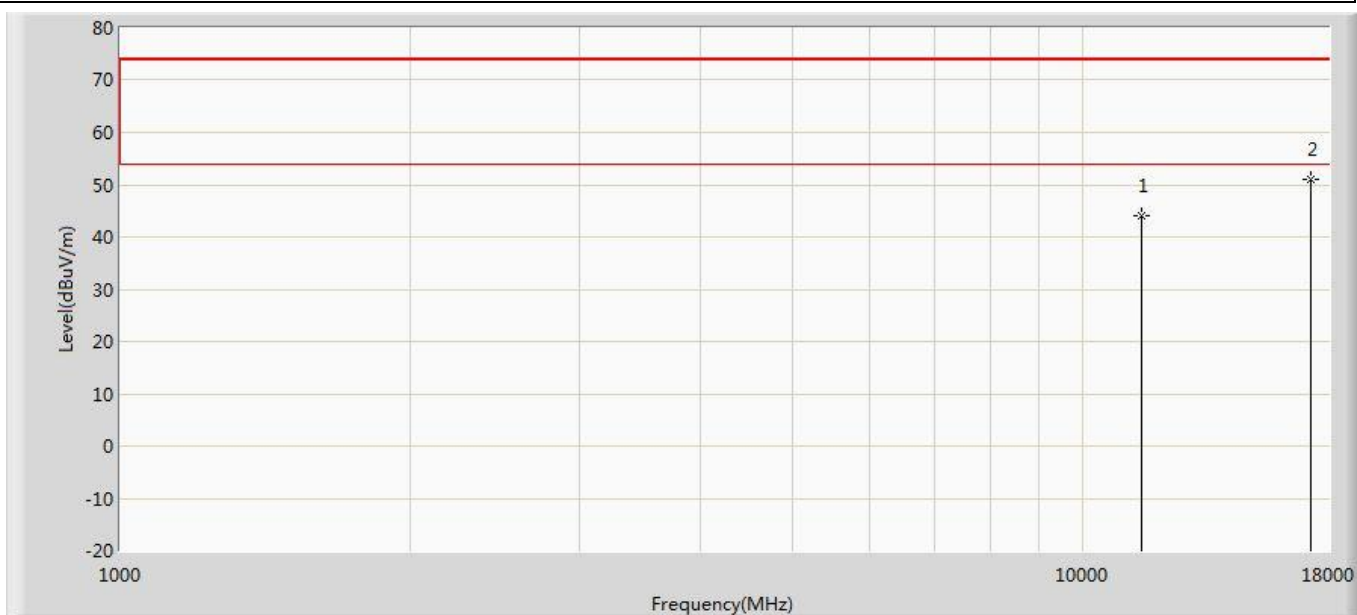
No	Mark	Frequency (MHz)	Measure Level (dBuV/m)	Reading Level (dBuV)	Over Limit (dB)	Limit (dBuV/m)	Factor (dB)	Type
1		10480.000	43.166	31.099	-30.834	74.000	12.068	PK
2	*	15720.000	48.635	30.484	-25.365	74.000	18.152	PK

Profile: 1992128R	Page No.: 119
Engineer: YULIU	
Site: AC5	Time: 2019/11/20 - 01:46
Limit: FCC_Part15.209_RE(3m)	Margin: 0
Probe: Horn_3117_00167055(1-18GHz)	Polarity: Vertical
EUT: AP410C	Power: AC 120V/60Hz
Note: Mode 4:Transmit at 5745MHz by 802.11ac(20MHz)	



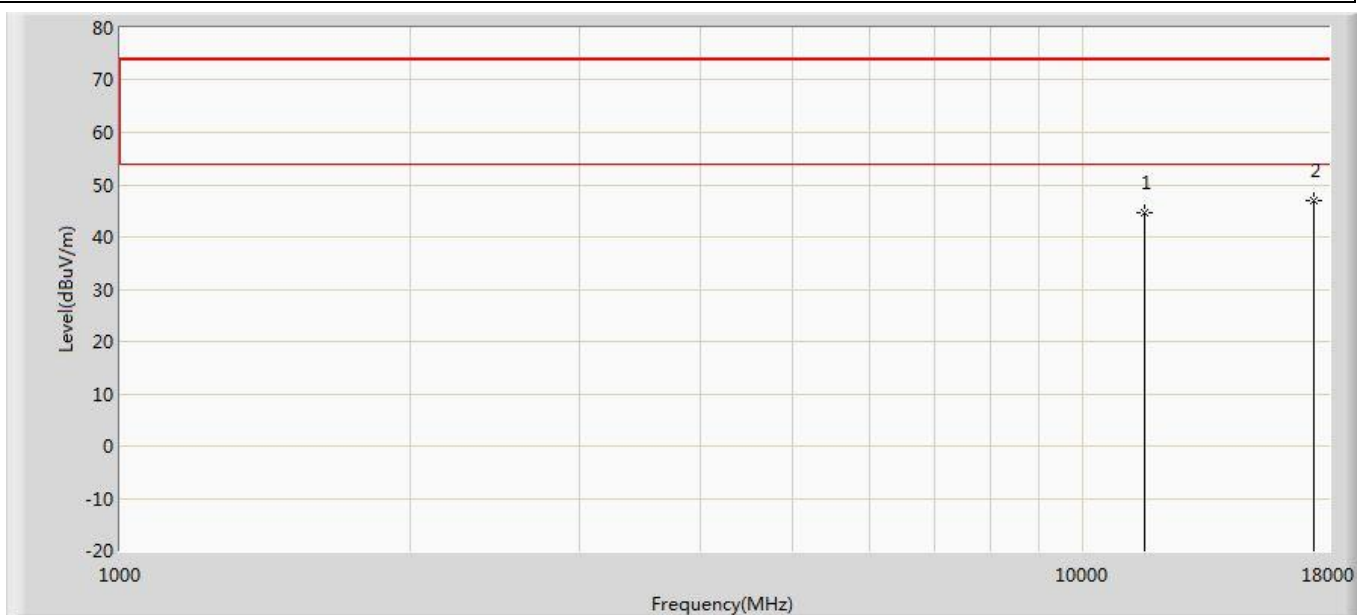
No	Mark	Frequency (MHz)	Measure Level (dBuV/m)	Reading Level (dBuV)	Over Limit (dB)	Limit (dBuV/m)	Factor (dB)	Type
1		11490.000	44.314	30.383	-29.686	74.000	13.931	PK
2	*	17235.000	49.245	28.964	-24.755	74.000	20.281	PK

Profile: 1992128R	Page No.: 120
Engineer: YULIU	
Site: AC5	Time: 2019/11/20 - 01:46
Limit: FCC_Part15.209_RE(3m)	Margin: 0
Probe: Horn_3117_00167055(1-18GHz)	Polarity: Horizontal
EUT: AP410C	Power: AC 120V/60Hz
Note: Mode 4:Transmit at 5745MHz by 802.11ac(20MHz)	



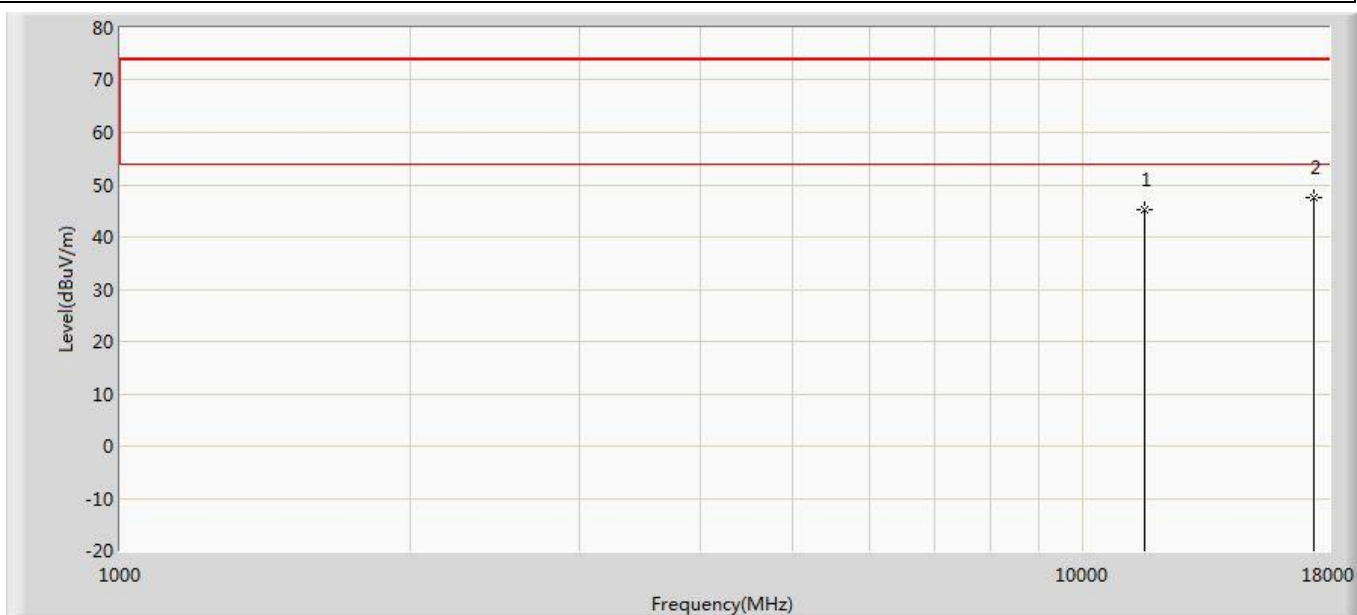
No	Mark	Frequency (MHz)	Measure Level (dBuV/m)	Reading Level (dBuV)	Over Limit (dB)	Limit (dBuV/m)	Factor (dB)	Type
1		11490.000	43.997	30.066	-30.003	74.000	13.931	PK
2	*	17235.000	50.985	30.704	-23.015	74.000	20.281	PK

Profile: 1992128R	Page No.: 121
Engineer: YULIU	
Site: AC5	Time: 2019/11/20 - 01:46
Limit: FCC_Part15.209_RE(3m)	Margin: 0
Probe: Horn_3117_00167055(1-18GHz)	Polarity: Vertical
EUT: AP410C	Power: AC 120V/60Hz
Note: Mode 4:Transmit at 5785MHz by 802.11ac(20MHz)	



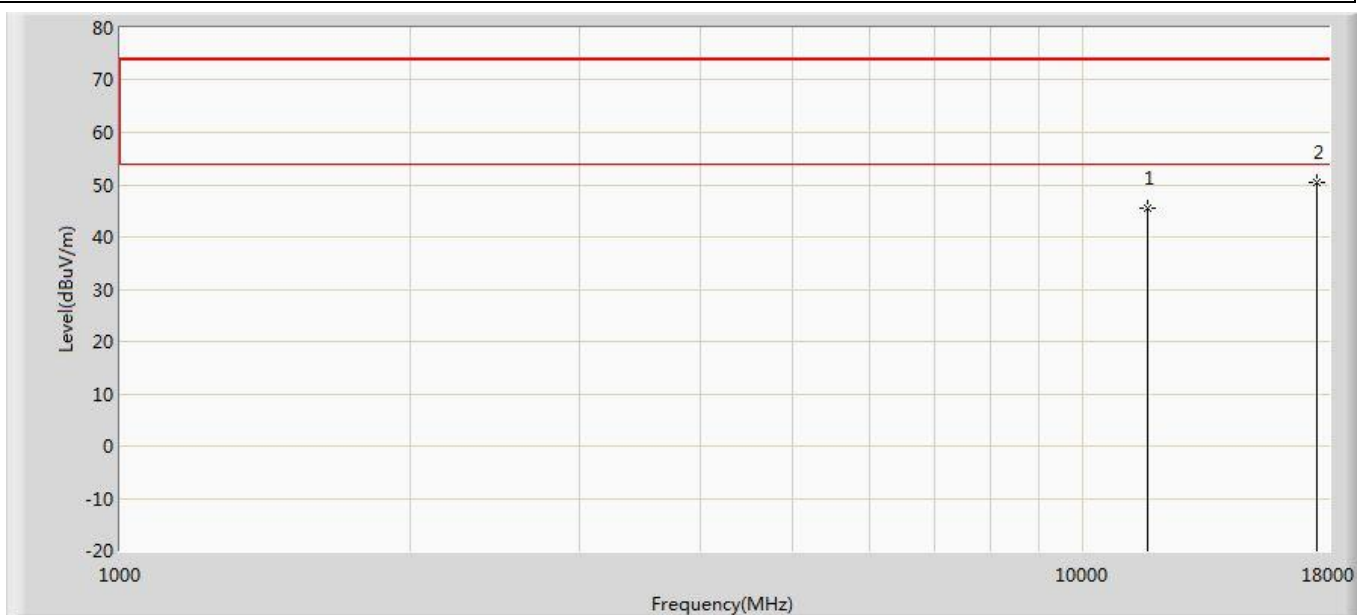
No	Mark	Frequency (MHz)	Measure Level (dBuV/m)	Reading Level (dBuV)	Over Limit (dB)	Limit (dBuV/m)	Factor (dB)	Type
1		11570.000	44.640	30.426	-29.360	74.000	14.214	PK
2	*	17355.000	46.986	27.223	-27.014	74.000	19.762	PK

Profile: 1992128R	Page No.: 122
Engineer: YULIU	
Site: AC5	Time: 2019/11/20 - 01:46
Limit: FCC_Part15.209_RE(3m)	Margin: 0
Probe: Horn_3117_00167055(1-18GHz)	Polarity: Horizontal
EUT: AP410C	Power: AC 120V/60Hz
Note: Mode 4:Transmit at 5785MHz by 802.11ac(20MHz)	



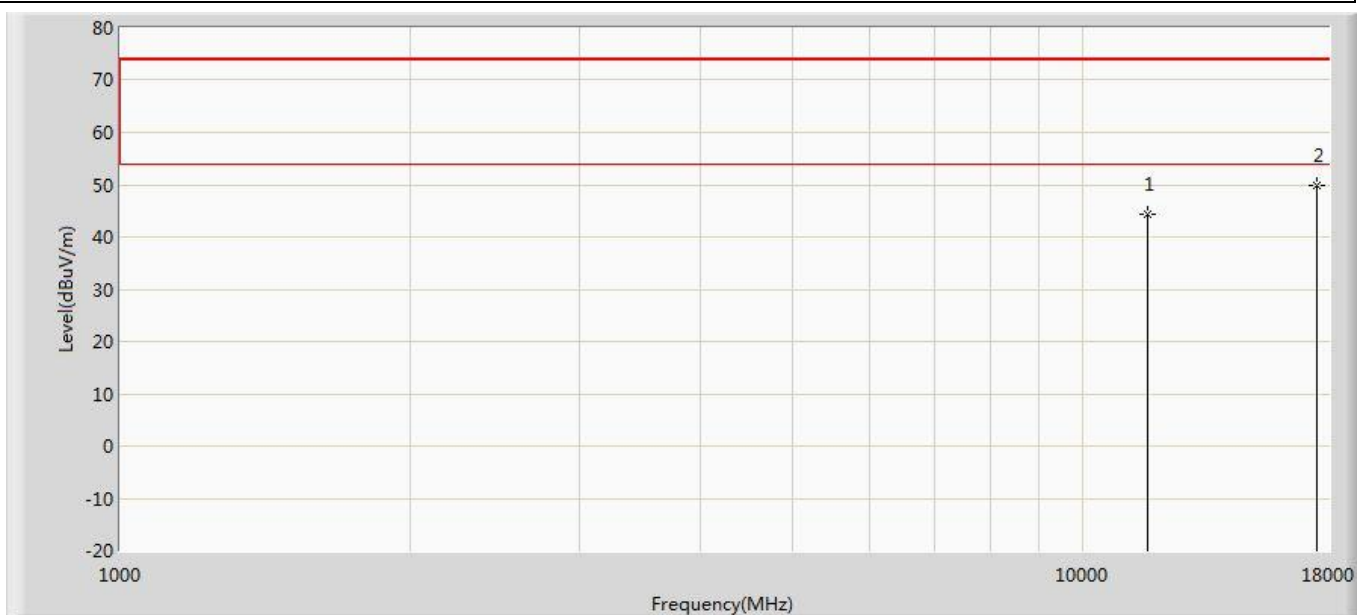
No	Mark	Frequency (MHz)	Measure Level (dBuV/m)	Reading Level (dBuV)	Over Limit (dB)	Limit (dBuV/m)	Factor (dB)	Type
1		11570.000	45.095	30.881	-28.905	74.000	14.214	PK
2	*	17355.000	47.511	27.748	-26.489	74.000	19.762	PK

Profile: 1992128R	Page No.: 123
Engineer: YULIU	
Site: AC5	Time: 2019/11/20 - 01:46
Limit: FCC_Part15.209_RE(3m)	Margin: 0
Probe: Horn_3117_00167055(1-18GHz)	Polarity: Vertical
EUT: AP410C	Power: AC 120V/60Hz
Note: Mode 4:Transmit at 5825MHz by 802.11ac(20MHz)	



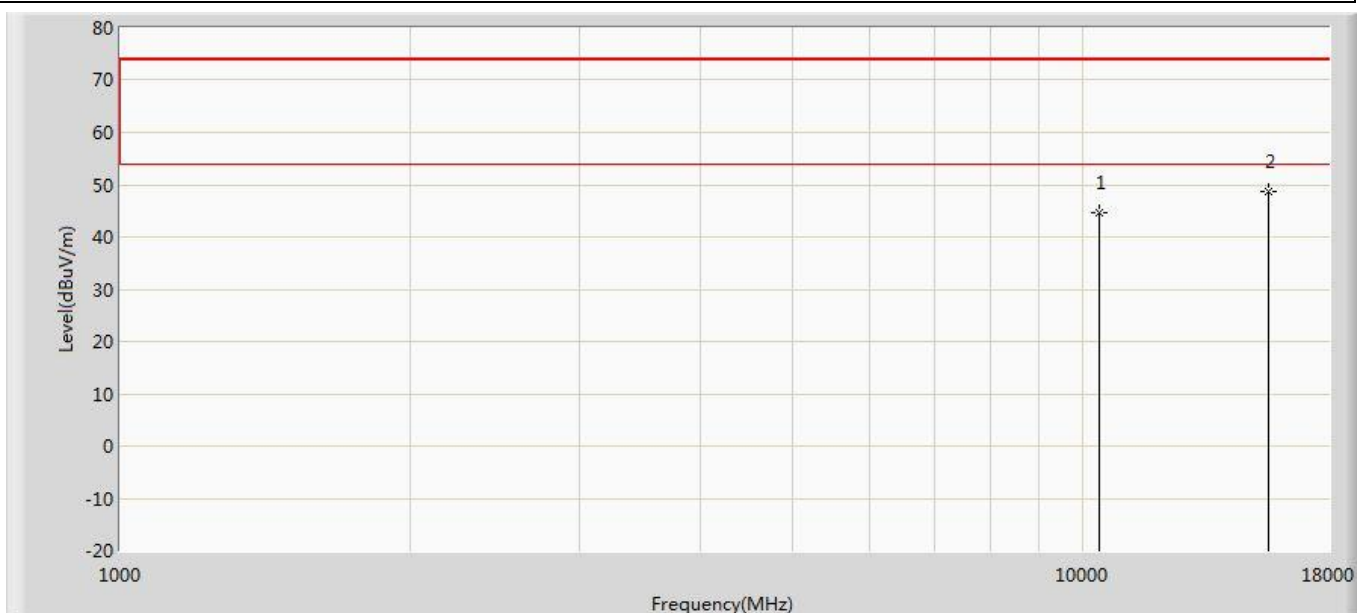
No	Mark	Frequency (MHz)	Measure Level (dBuV/m)	Reading Level (dBuV)	Over Limit (dB)	Limit (dBuV/m)	Factor (dB)	Type
1		11650.000	45.609	31.032	-28.391	74.000	14.577	PK
2	*	17475.000	50.414	30.505	-23.586	74.000	19.909	PK

Profile: 1992128R	Page No.: 124
Engineer: YULIU	
Site: AC5	Time: 2019/11/20 - 01:46
Limit: FCC_Part15.209_RE(3m)	Margin: 0
Probe: Horn_3117_00167055(1-18GHz)	Polarity: Horizontal
EUT: AP410C	Power: AC 120V/60Hz
Note: Mode 4:Transmit at 5825MHz by 802.11ac(20MHz)	



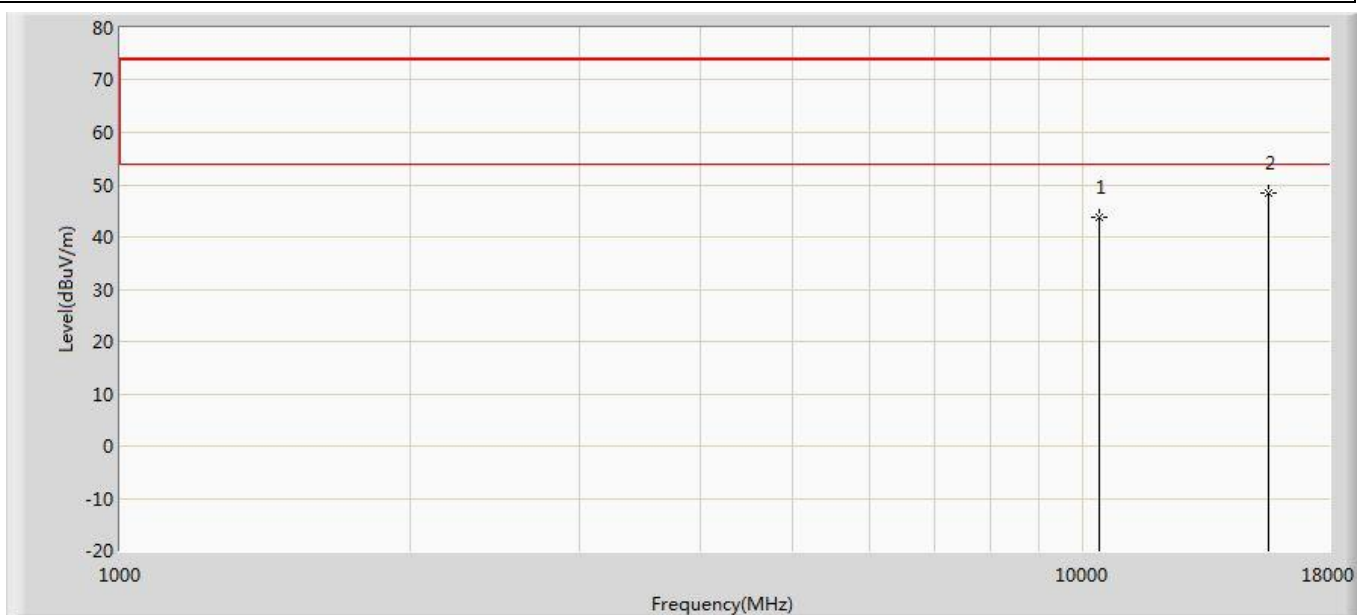
No	Mark	Frequency (MHz)	Measure Level (dBuV/m)	Reading Level (dBuV)	Over Limit (dB)	Limit (dBuV/m)	Factor (dB)	Type
1		11650.000	44.328	29.751	-29.672	74.000	14.577	PK
2	*	17475.000	49.714	29.805	-24.286	74.000	19.909	PK

Profile: 1992128R	Page No.: 125
Engineer: YULIU	
Site: AC5	Time: 2019/11/20 - 01:46
Limit: FCC_Part15.209_RE(3m)	Margin: 0
Probe: Horn_3117_00167055(1-18GHz)	Polarity: Vertical
EUT: AP410C	Power: AC 120V/60Hz
Note: Mode 5:Transmit at 5190MHz by 802.11ac(40MHz)	



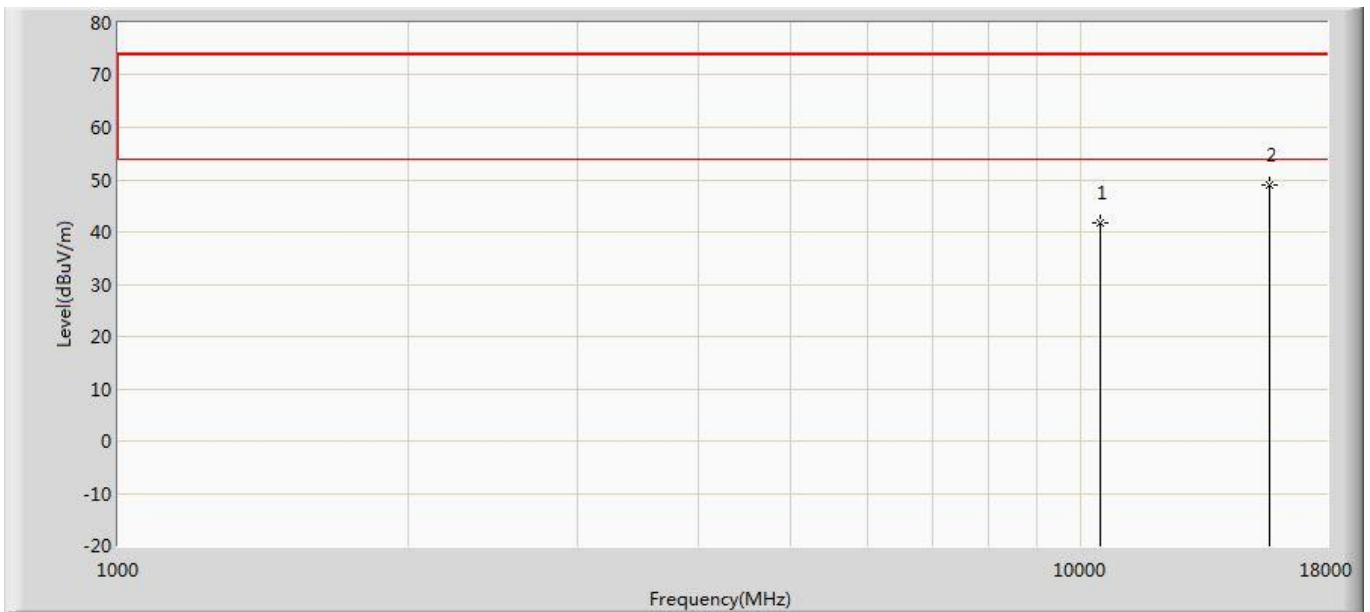
No	Mark	Frequency (MHz)	Measure Level (dBuV/m)	Reading Level (dBuV)	Over Limit (dB)	Limit (dBuV/m)	Factor (dB)	Type
1		10380.000	44.521	32.738	-29.479	74.000	11.783	PK
2	*	15570.000	48.564	30.552	-25.436	74.000	18.012	PK

Profile: 1992128R	Page No.: 126
Engineer: YULIU	
Site: AC5	Time: 2019/11/20 - 01:46
Limit: FCC_Part15.209_RE(3m)	Margin: 0
Probe: Horn_3117_00167055(1-18GHz)	Polarity: Horizontal
EUT: AP410C	Power: AC 120V/60Hz
Note: Mode 5:Transmit at 5190MHz by 802.11ac(40MHz)	



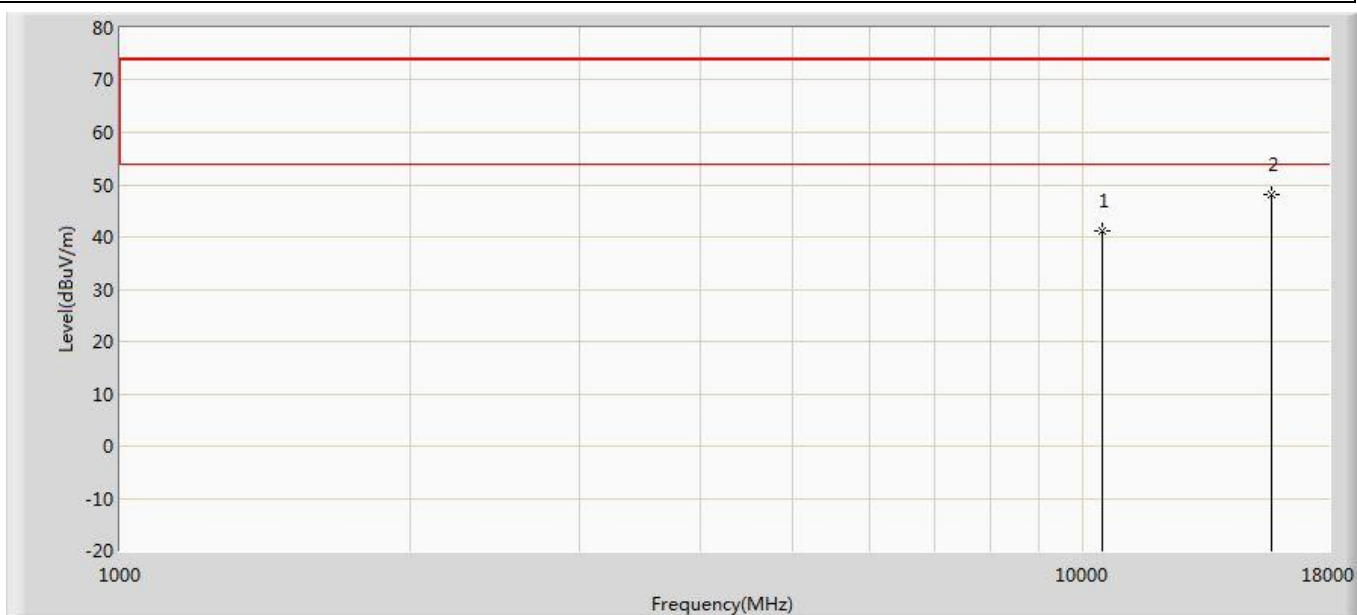
No	Mark	Frequency (MHz)	Measure Level (dBuV/m)	Reading Level (dBuV)	Over Limit (dB)	Limit (dBuV/m)	Factor (dB)	Type
1		10380.000	43.842	32.059	-30.158	74.000	11.783	PK
2	*	15570.000	48.363	30.351	-25.637	74.000	18.012	PK

Profile: 1992128R	Page No.: 127
Engineer: YULIU	
Site: AC5	Time: 2019/11/20 - 01:47
Limit: FCC_Part15.209_RE(3m)	Margin: 0
Probe: Horn_3117_00167055(1-18GHz)	Polarity: Vertical
EUT: AP410C	Power: AC 120V/60Hz
Note: Mode 5:Transmit at 5230MHz by 802.11ac(40MHz)	



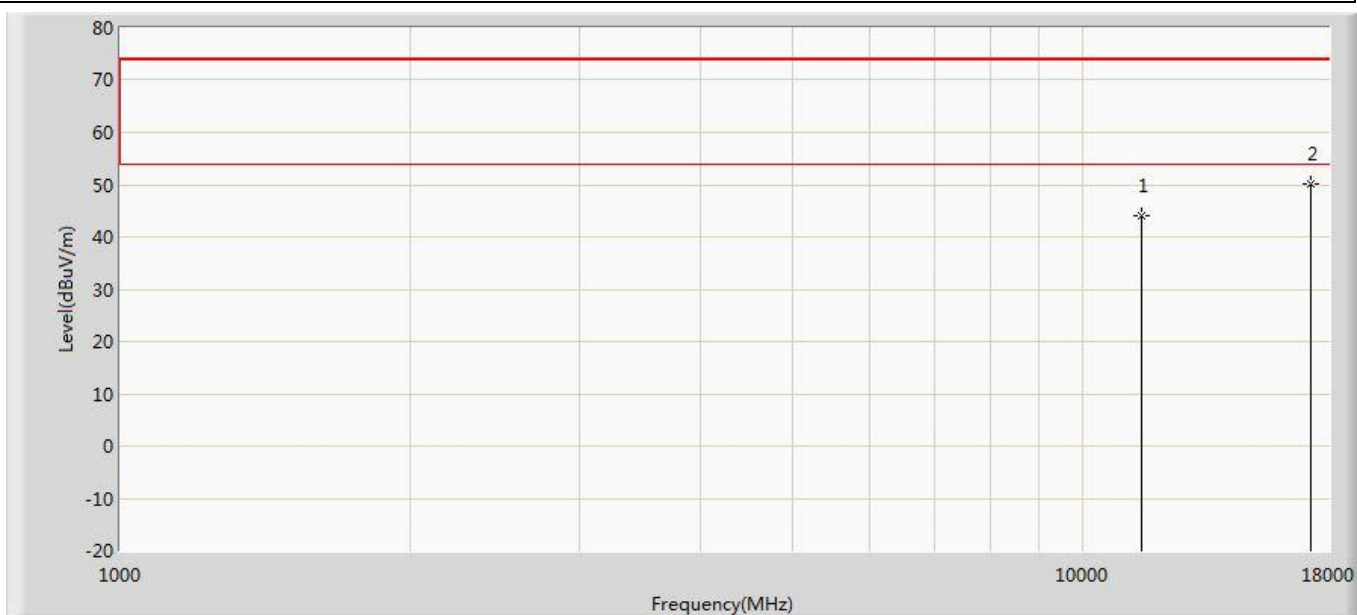
No	Mark	Frequency (MHz)	Measure Level (dBuV/m)	Reading Level (dBuV)	Over Limit (dB)	Limit (dBuV/m)	Factor (dB)	Type
1		10460.000	41.635	29.778	-32.365	74.000	11.857	PK
2	*	15690.000	49.017	30.663	-24.983	74.000	18.354	PK

Profile: 1992128R	Page No.: 128
Engineer: YULIU	
Site: AC5	Time: 2019/11/20 - 01:47
Limit: FCC_Part15.209_RE(3m)	Margin: 0
Probe: Horn_3117_00167055(1-18GHz)	Polarity: Horizontal
EUT: AP410C	Power: AC 120V/60Hz
Note: Mode 5:Transmit at 5230MHz by 802.11ac(40MHz)	



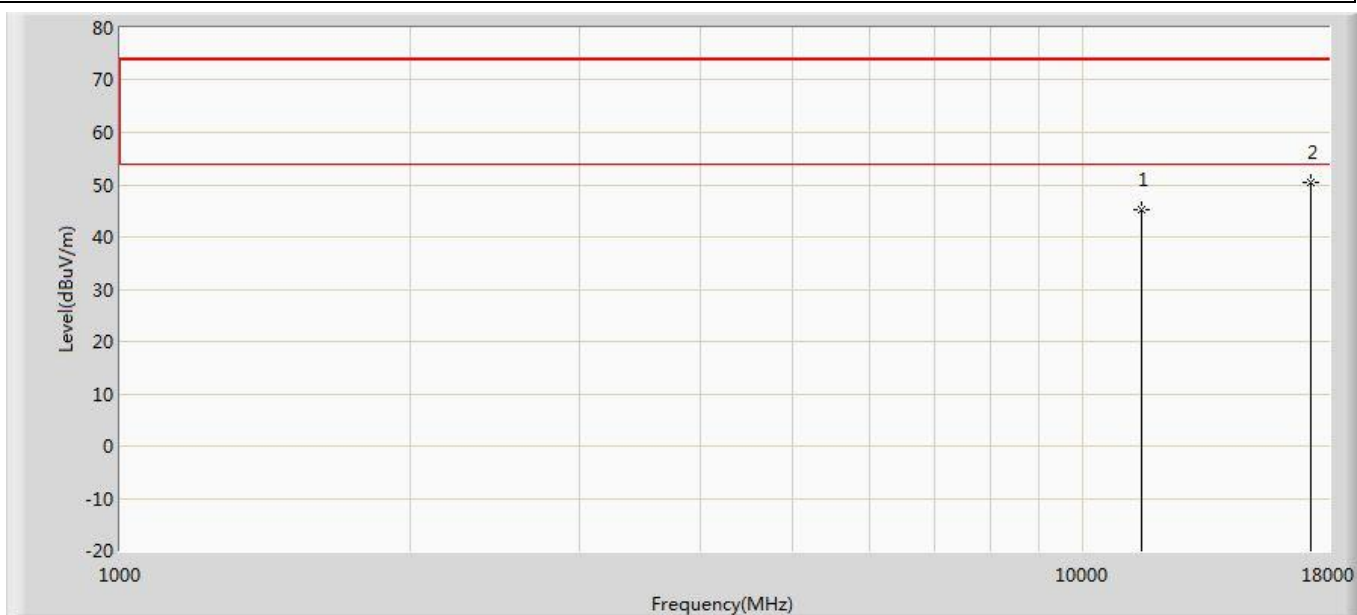
No	Mark	Frequency (MHz)	Measure Level (dBuV/m)	Reading Level (dBuV)	Over Limit (dB)	Limit (dBuV/m)	Factor (dB)	Type
1		10460.000	41.259	29.402	-32.741	74.000	11.857	PK
2	*	15690.000	48.069	29.715	-25.931	74.000	18.354	PK

Profile: 1992128R	Page No.: 129
Engineer: YULIU	
Site: AC5	Time: 2019/11/20 - 01:47
Limit: FCC_Part15.209_RE(3m)	Margin: 0
Probe: Horn_3117_00167055(1-18GHz)	Polarity: Vertical
EUT: AP410C	Power: AC 120V/60Hz
Note: Mode 5:Transmit at 5755MHz by 802.11ac(40MHz)	



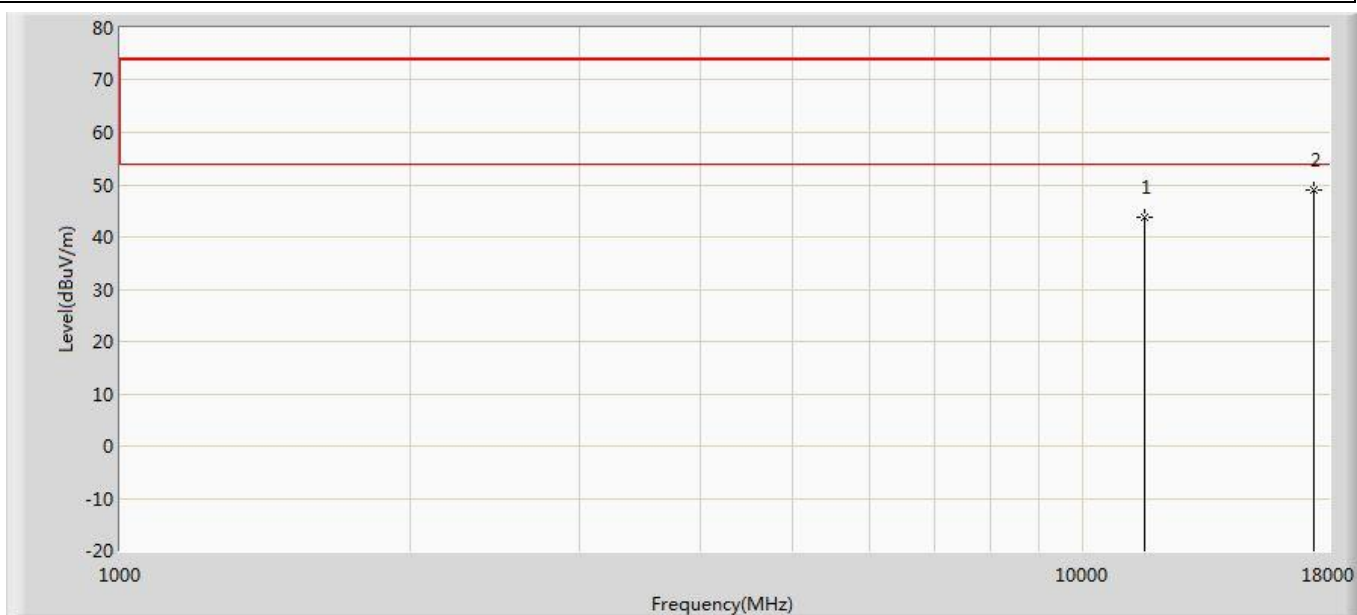
No	Mark	Frequency (MHz)	Measure Level (dBuV/m)	Reading Level (dBuV)	Over Limit (dB)	Limit (dBuV/m)	Factor (dB)	Type
1		11510.000	44.192	29.702	-29.808	74.000	14.490	PK
2	*	17265.000	50.221	29.621	-23.779	74.000	20.600	PK

Profile: 1992128R	Page No.: 130
Engineer: YULIU	
Site: AC5	Time: 2019/11/20 - 01:47
Limit: FCC_Part15.209_RE(3m)	Margin: 0
Probe: Horn_3117_00167055(1-18GHz)	Polarity: Horizontal
EUT: AP410C	Power: AC 120V/60Hz
Note: Mode 5:Transmit at 5755MHz by 802.11ac(40MHz)	



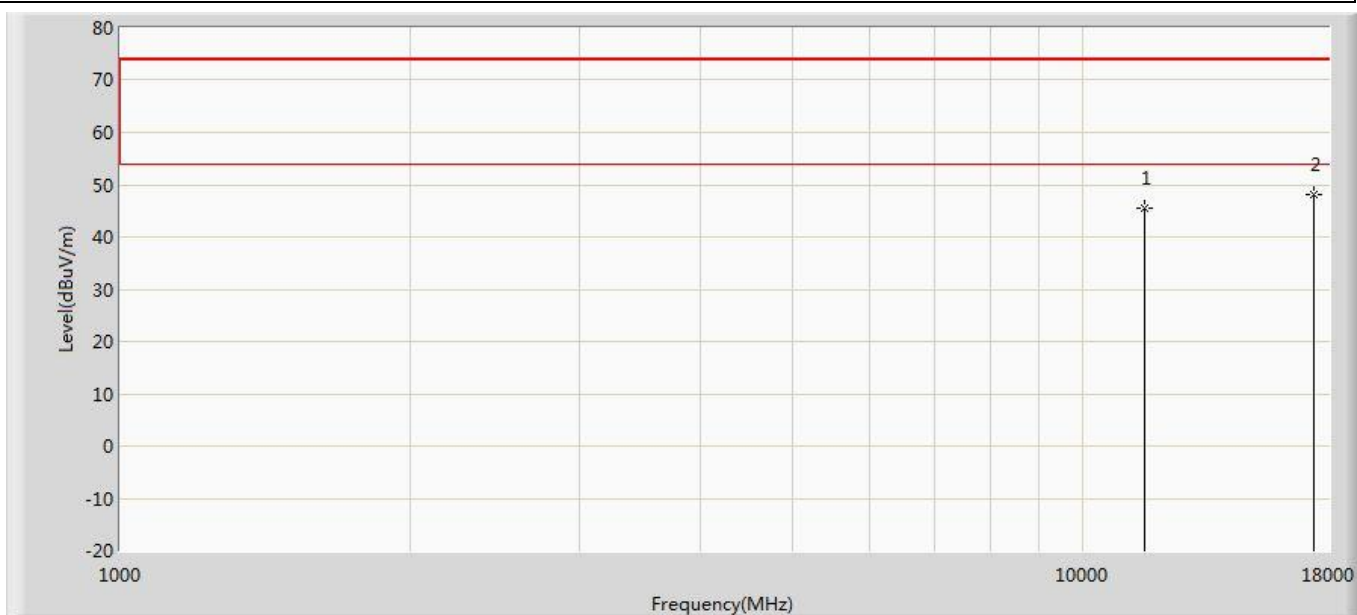
No	Mark	Frequency (MHz)	Measure Level (dBuV/m)	Reading Level (dBuV)	Over Limit (dB)	Limit (dBuV/m)	Factor (dB)	Type
1		11510.000	45.360	30.870	-28.640	74.000	14.490	PK
2	*	17265.000	50.302	29.702	-23.698	74.000	20.600	PK

Profile: 1992128R	Page No.: 131
Engineer: YULIU	
Site: AC5	Time: 2019/11/20 - 01:47
Limit: FCC_Part15.209_RE(3m)	Margin: 0
Probe: Horn_3117_00167055(1-18GHz)	Polarity: Vertical
EUT: AP410C	Power: AC 120V/60Hz
Note: Mode 5:Transmit at 5795MHz by 802.11ac(40MHz)	



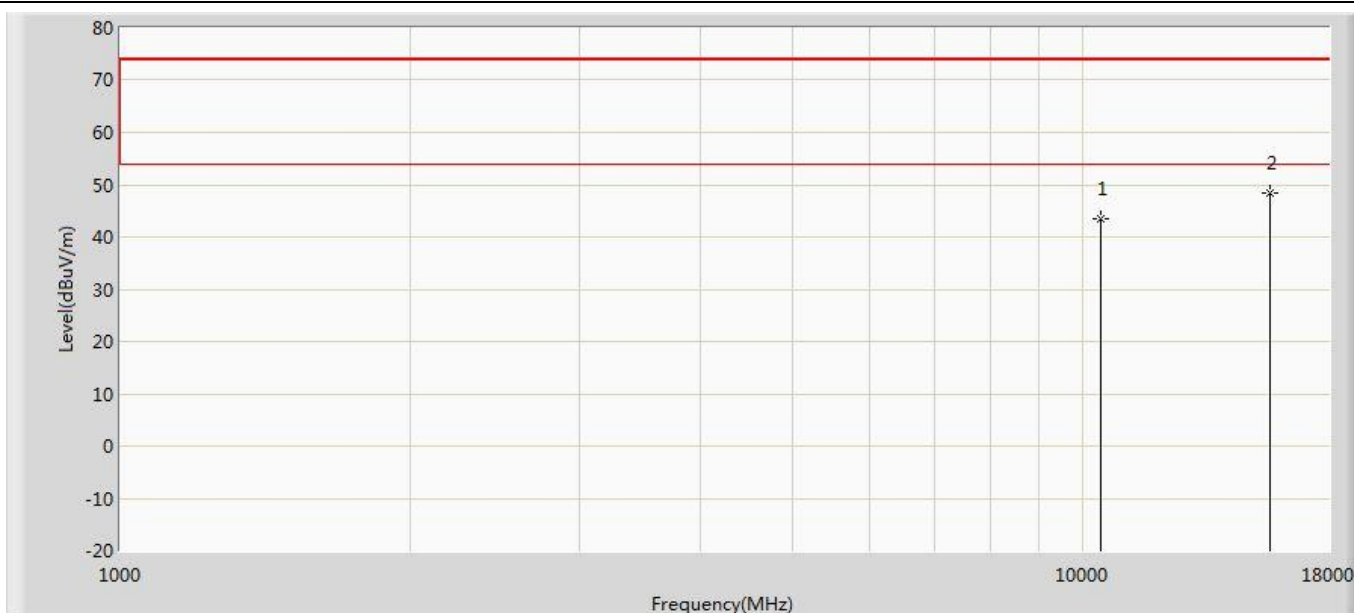
No	Mark	Frequency (MHz)	Measure Level (dBuV/m)	Reading Level (dBuV)	Over Limit (dB)	Limit (dBuV/m)	Factor (dB)	Type
1		11590.000	43.877	28.832	-30.123	74.000	15.045	PK
2	*	17385.000	48.903	28.987	-25.097	74.000	19.916	PK

Profile: 1992128R	Page No.: 132
Engineer: YULIU	
Site: AC5	Time: 2019/11/20 - 01:47
Limit: FCC_Part15.209_RE(3m)	Margin: 0
Probe: Horn_3117_00167055(1-18GHz)	Polarity: Horizontal
EUT: AP410C	Power: AC 120V/60Hz
Note: Mode 5:Transmit at 5795MHz by 802.11ac(40MHz)	



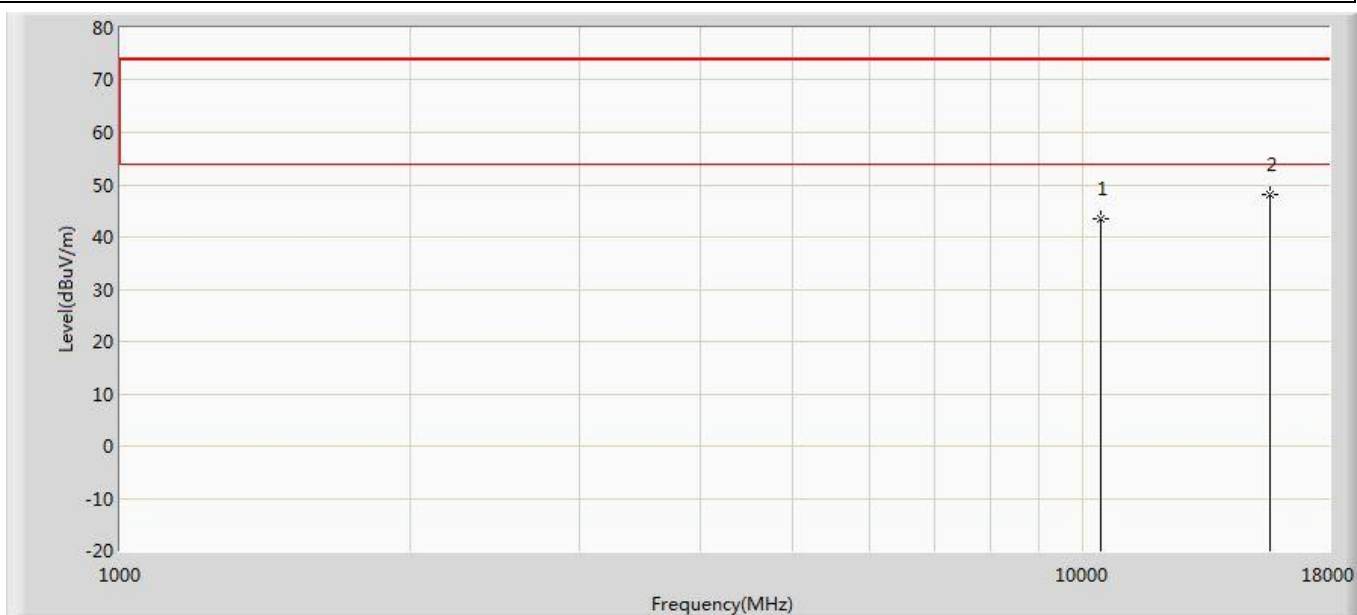
No	Mark	Frequency (MHz)	Measure Level (dBuV/m)	Reading Level (dBuV)	Over Limit (dB)	Limit (dBuV/m)	Factor (dB)	Type
1		11590.000	45.624	30.579	-28.376	74.000	15.045	PK
2	*	17385.000	48.154	28.238	-25.846	74.000	19.916	PK

Profile: 1992128R	Page No.: 133
Engineer: YULIU	
Site: AC5	Time: 2019/11/20 - 01:47
Limit: FCC_Part15.209_RE(3m)	Margin: 0
Probe: Horn_3117_00167055(1-18GHz)	Polarity: Vertical
EUT: AP410C	Power: AC 120V/60Hz
Note: Mode 6:Transmit at 5210MHz by 802.11ac(80MHz)	



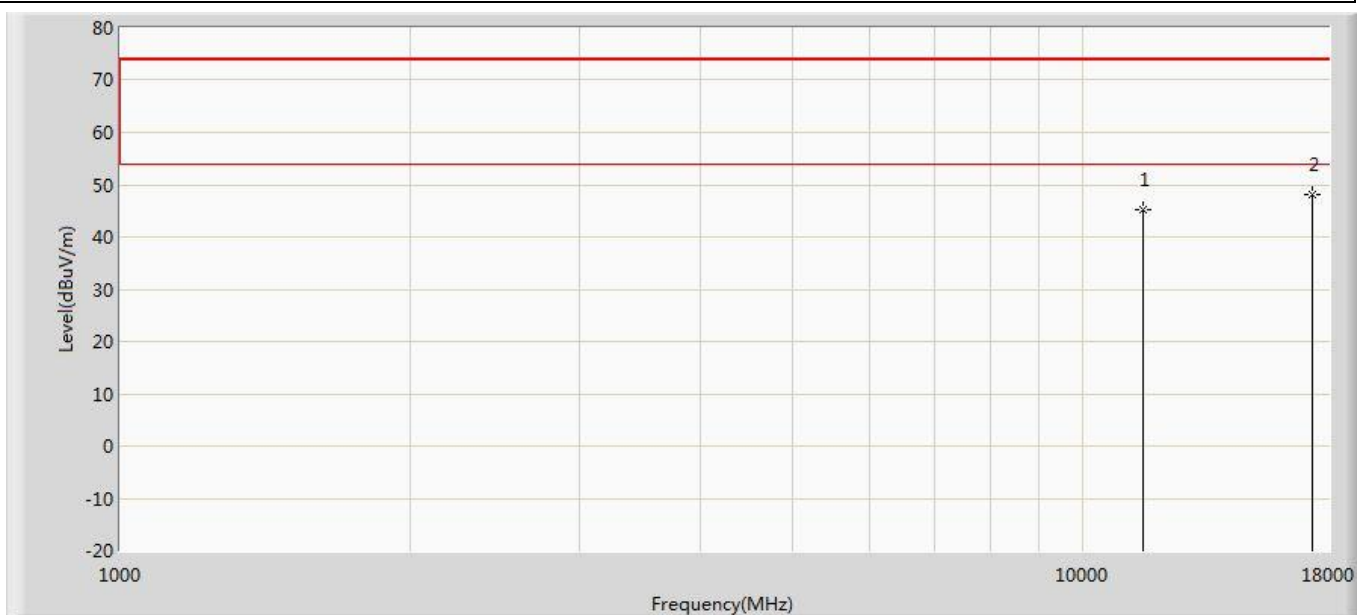
No	Mark	Frequency (MHz)	Measure Level (dBuV/m)	Reading Level (dBuV)	Over Limit (dB)	Limit (dBuV/m)	Factor (dB)	Type
1		10420.000	43.575	31.796	-30.425	74.000	11.780	PK
2	*	15630.000	48.460	30.598	-25.540	74.000	17.862	PK

Profile: 1992128R	Page No.: 134
Engineer: YULIU	
Site: AC5	Time: 2019/11/20 - 01:47
Limit: FCC_Part15.209_RE(3m)	Margin: 0
Probe: Horn_3117_00167055(1-18GHz)	Polarity: Horizontal
EUT: AP410C	Power: AC 120V/60Hz
Note: Mode 6:Transmit at 5210MHz by 802.11ac(80MHz)	



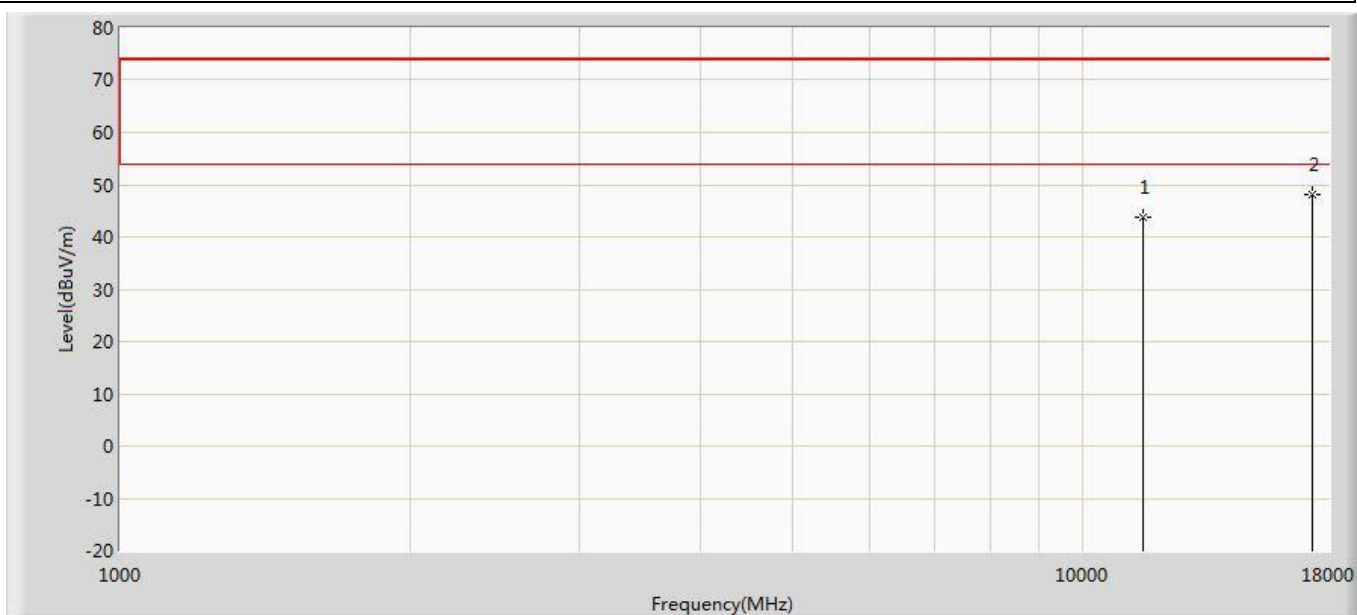
No	Mark	Frequency (MHz)	Measure Level (dBuV/m)	Reading Level (dBuV)	Over Limit (dB)	Limit (dBuV/m)	Factor (dB)	Type
1		10420.000	43.472	31.693	-30.528	74.000	11.780	PK
2	*	15630.000	48.073	30.211	-25.927	74.000	17.862	PK

Profile: 1992128R	Page No.: 135
Engineer: YULIU	
Site: AC5	Time: 2019/11/20 - 01:47
Limit: FCC_Part15.209_RE(3m)	Margin: 0
Probe: Horn_3117_00167055(1-18GHz)	Polarity: Vertical
EUT: AP410C	Power: AC 120V/60Hz
Note: Mode 6:Transmit at 5775MHz by 802.11ac(80MHz)	



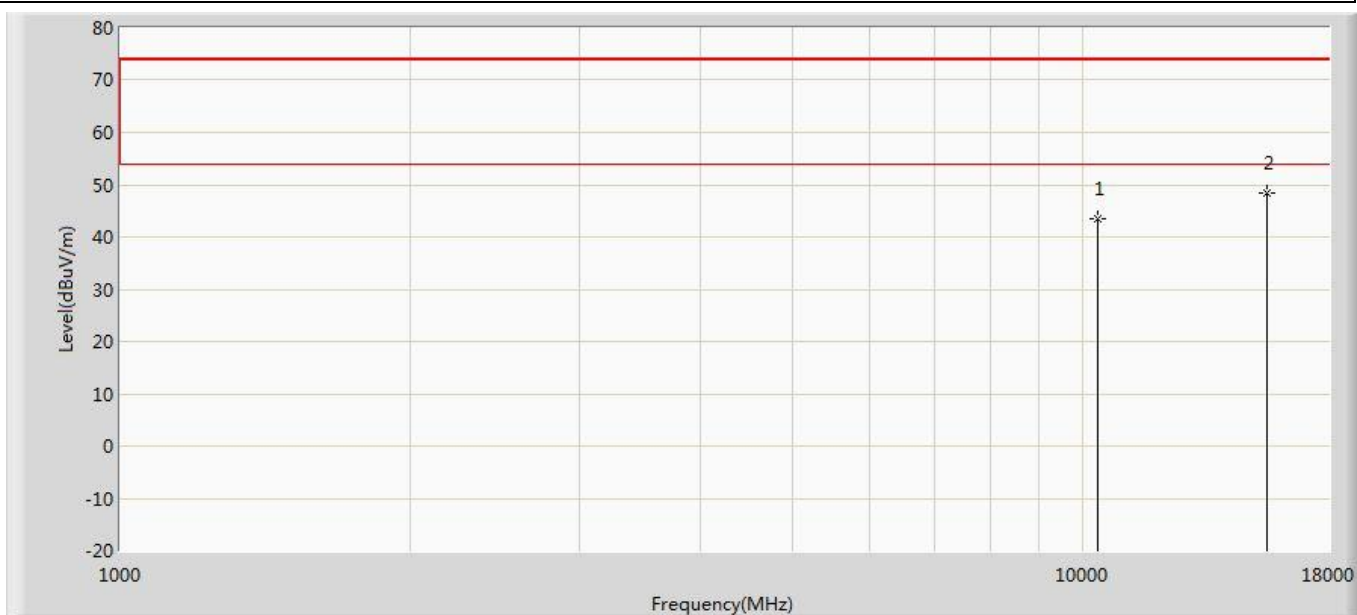
No	Mark	Frequency (MHz)	Measure Level (dBuV/m)	Reading Level (dBuV)	Over Limit (dB)	Limit (dBuV/m)	Factor (dB)	Type
1		11550.000	45.200	30.790	-28.800	74.000	14.409	PK
2	*	17325.000	48.030	27.465	-25.970	74.000	20.565	PK

Profile: 1992128R	Page No.: 136
Engineer: YULIU	
Site: AC5	Time: 2019/11/20 - 01:47
Limit: FCC_Part15.209_RE(3m)	Margin: 0
Probe: Horn_3117_00167055(1-18GHz)	Polarity: Horizontal
EUT: AP410C	Power: AC 120V/60Hz
Note: Mode 6:Transmit at 5775MHz by 802.11ac(80MHz)	



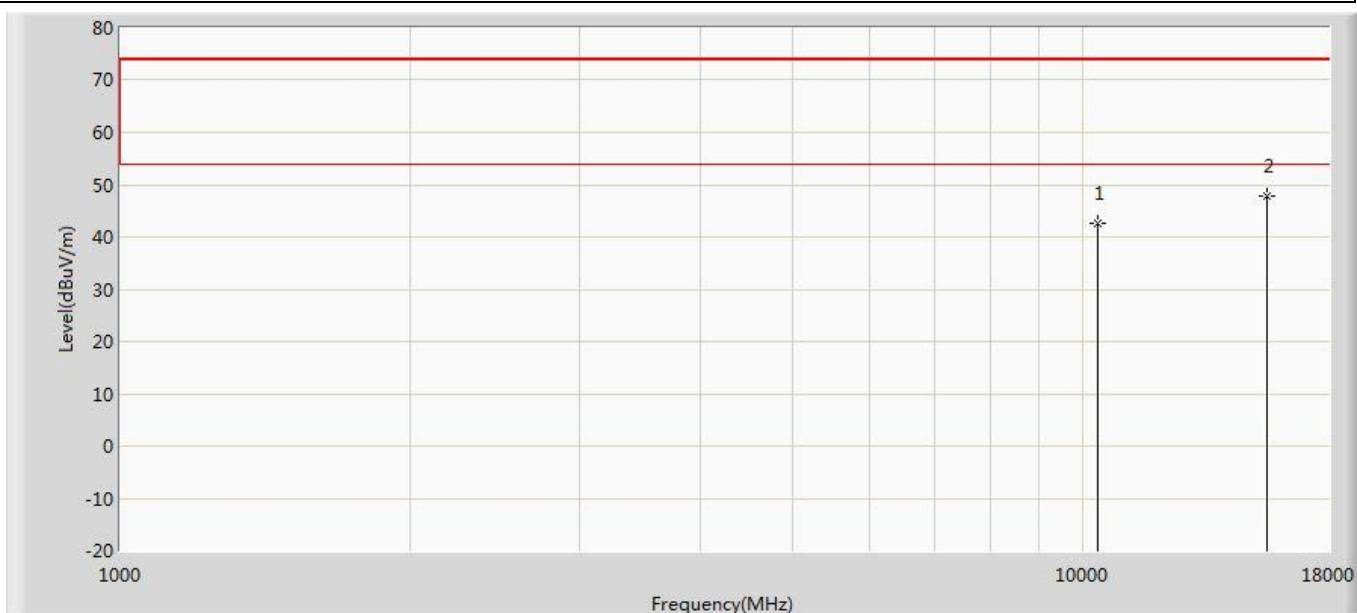
No	Mark	Frequency (MHz)	Measure Level (dBuV/m)	Reading Level (dBuV)	Over Limit (dB)	Limit (dBuV/m)	Factor (dB)	Type
1		11550.000	43.683	29.273	-30.317	74.000	14.409	PK
2	*	17325.000	48.130	27.565	-25.870	74.000	20.565	PK

Profile: 1992128R	Page No.: 137
Engineer: YULIU	
Site: AC5	Time: 2019/11/20 - 01:47
Limit: FCC_Part15.209_RE(3m)	Margin: 0
Probe: Horn_3117_00167055(1-18GHz)	Polarity: Vertical
EUT: AP410C	Power: AC 120V/60Hz
Note: Mode 7:Transmit at 5180MHz by 802.11ax(20MHz)	



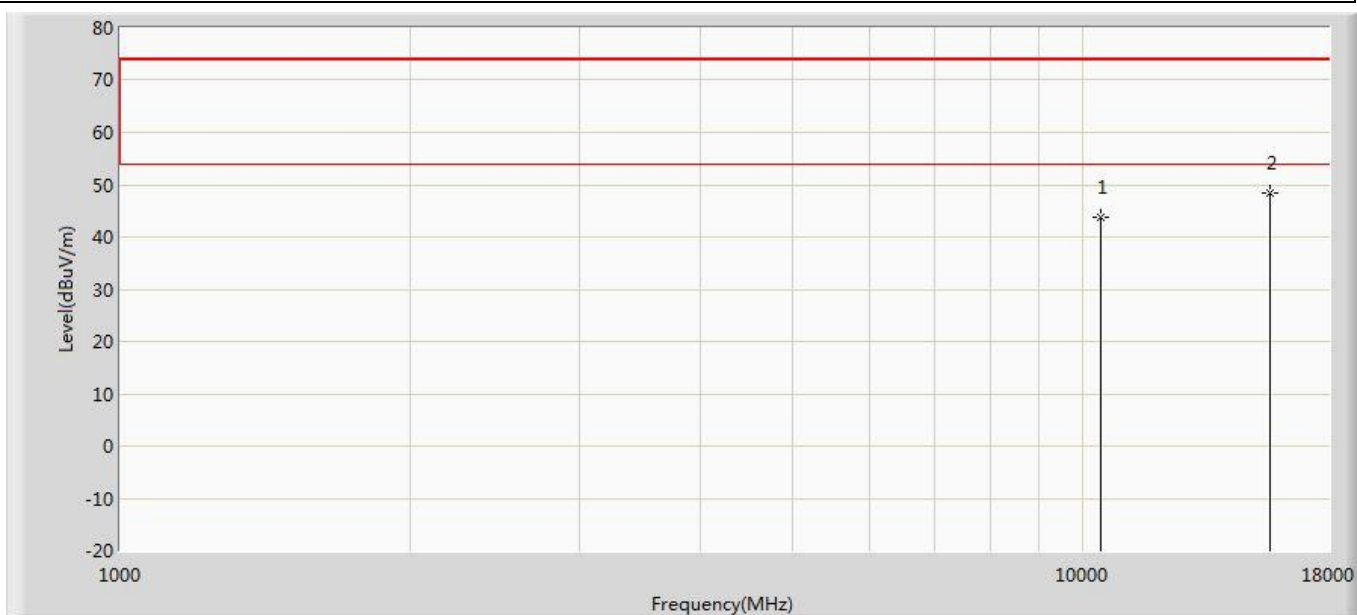
No	Mark	Frequency (MHz)	Measure Level (dBuV/m)	Reading Level (dBuV)	Over Limit (dB)	Limit (dBuV/m)	Factor (dB)	Type
1		10360.000	43.608	31.850	-30.392	74.000	11.757	PK
2	*	15540.000	48.269	30.798	-25.731	74.000	17.471	PK

Profile: 1992128R	Page No.: 138
Engineer: YULIU	
Site: AC5	Time: 2019/11/20 - 01:47
Limit: FCC_Part15.209_RE(3m)	Margin: 0
Probe: Horn_3117_00167055(1-18GHz)	Polarity: Horizontal
EUT: AP410C	Power: AC 120V/60Hz
Note: Mode 7:Transmit at 5180MHz by 802.11ax(20MHz)	



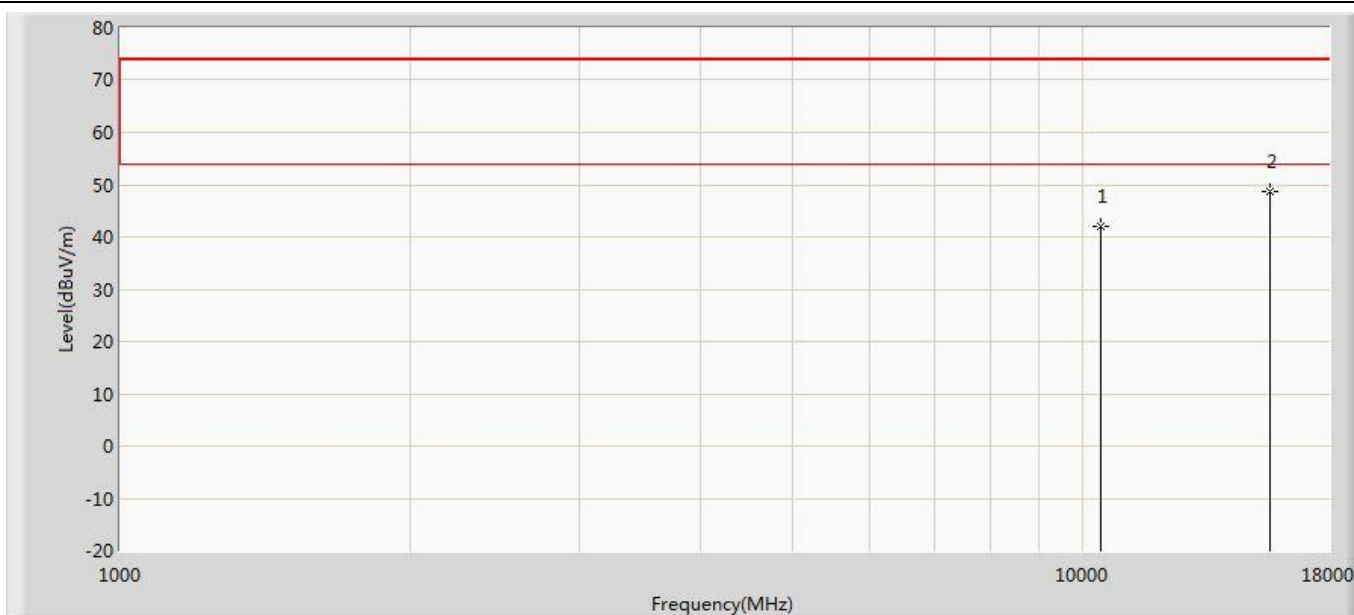
No	Mark	Frequency (MHz)	Measure Level (dBuV/m)	Reading Level (dBuV)	Over Limit (dB)	Limit (dBuV/m)	Factor (dB)	Type
1		10360.000	42.529	30.771	-31.471	74.000	11.757	PK
2	*	15540.000	47.860	30.389	-26.140	74.000	17.471	PK

Profile: 1992128R	Page No.: 139
Engineer: YULIU	
Site: AC5	Time: 2019/11/20 - 01:48
Limit: FCC_Part15.209_RE(3m)	Margin: 0
Probe: Horn_3117_00167055(1-18GHz)	Polarity: Vertical
EUT: AP410C	Power: AC 120V/60Hz
Note: Mode 7:Transmit at 5220MHz by 802.11ax(20MHz)	



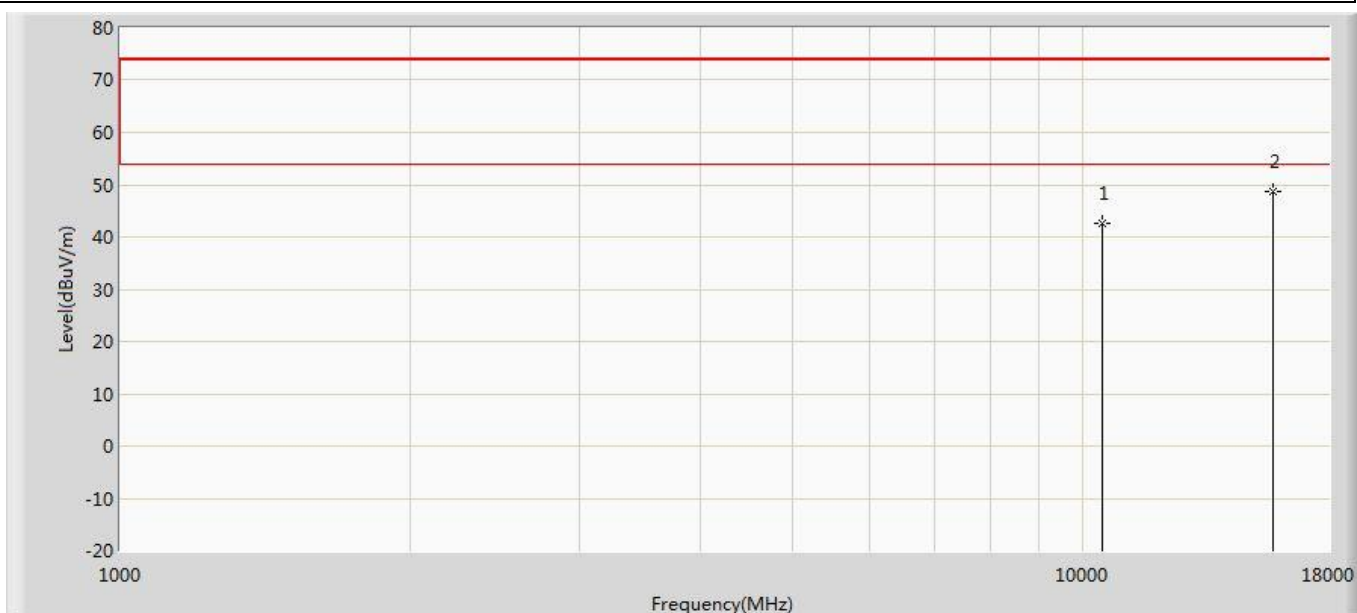
No	Mark	Frequency (MHz)	Measure Level (dBuV/m)	Reading Level (dBuV)	Over Limit (dB)	Limit (dBuV/m)	Factor (dB)	Type
1		10440.000	43.737	31.386	-30.263	74.000	12.351	PK
2	*	15660.000	48.448	30.921	-25.552	74.000	17.527	PK

Profile: 1992128R	Page No.: 140
Engineer: YULIU	
Site: AC5	Time: 2019/11/20 - 01:48
Limit: FCC_Part15.209_RE(3m)	Margin: 0
Probe: Horn_3117_00167055(1-18GHz)	Polarity: Horizontal
EUT: AP410C	Power: AC 120V/60Hz
Note: Mode 7:Transmit at 5220MHz by 802.11ax(20MHz)	



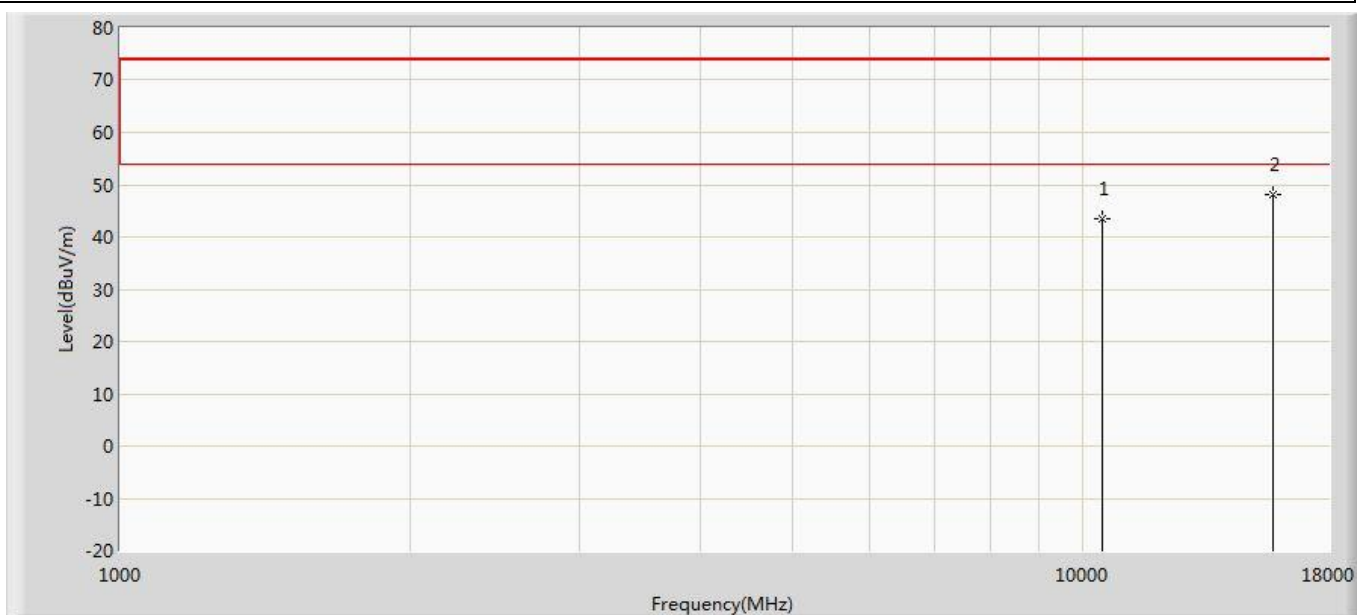
No	Mark	Frequency (MHz)	Measure Level (dBuV/m)	Reading Level (dBuV)	Over Limit (dB)	Limit (dBuV/m)	Factor (dB)	Type
1		10440.000	41.945	29.594	-32.055	74.000	12.351	PK
2	*	15660.000	48.600	31.073	-25.400	74.000	17.527	PK

Profile: 1992128R	Page No.: 141
Engineer: YULIU	
Site: AC5	Time: 2019/11/20 - 01:48
Limit: FCC_Part15.209_RE(3m)	Margin: 0
Probe: Horn_3117_00167055(1-18GHz)	Polarity: Vertical
EUT: AP410C	Power: AC 120V/60Hz
Note: Mode 7:Transmit at 5240MHz by 802.11ax(20MHz)	



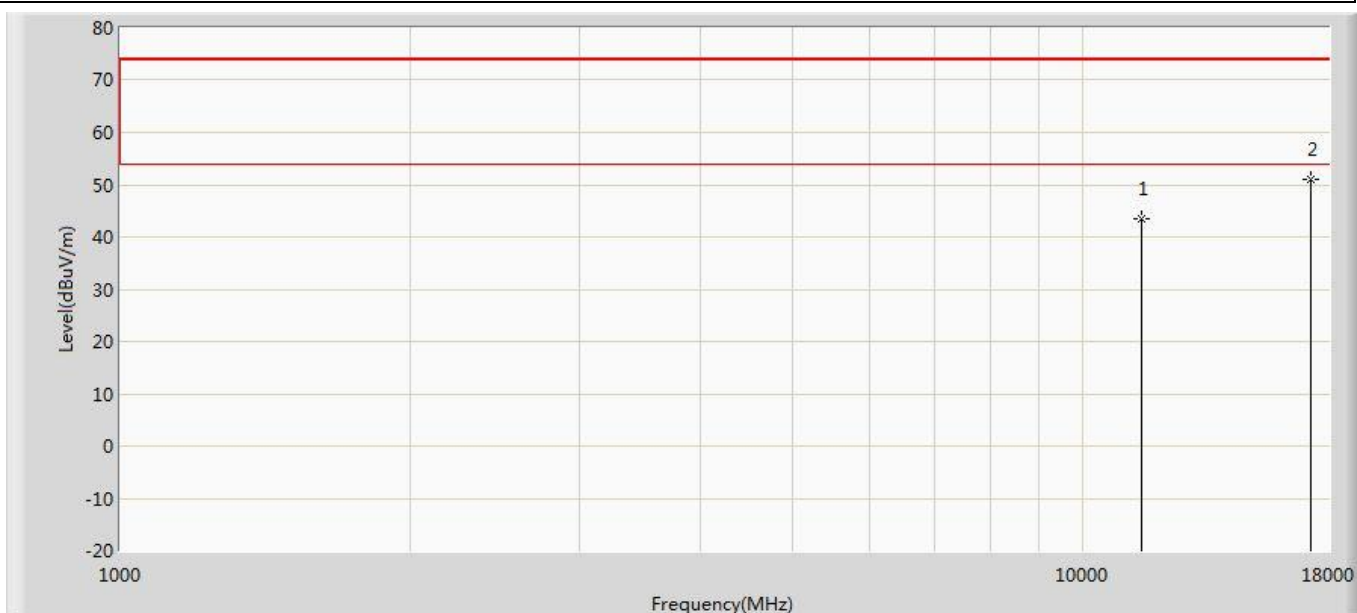
No	Mark	Frequency (MHz)	Measure Level (dBuV/m)	Reading Level (dBuV)	Over Limit (dB)	Limit (dBuV/m)	Factor (dB)	Type
1		10480.000	42.624	30.557	-31.376	74.000	12.068	PK
2	*	15720.000	48.766	30.615	-25.234	74.000	18.152	PK

Profile: 1992128R	Page No.: 142
Engineer: YULIU	
Site: AC5	Time: 2019/11/20 - 01:48
Limit: FCC_Part15.209_RE(3m)	Margin: 0
Probe: Horn_3117_00167055(1-18GHz)	Polarity: Horizontal
EUT: AP410C	Power: AC 120V/60Hz
Note: Mode 7:Transmit at 5240MHz by 802.11ax(20MHz)	



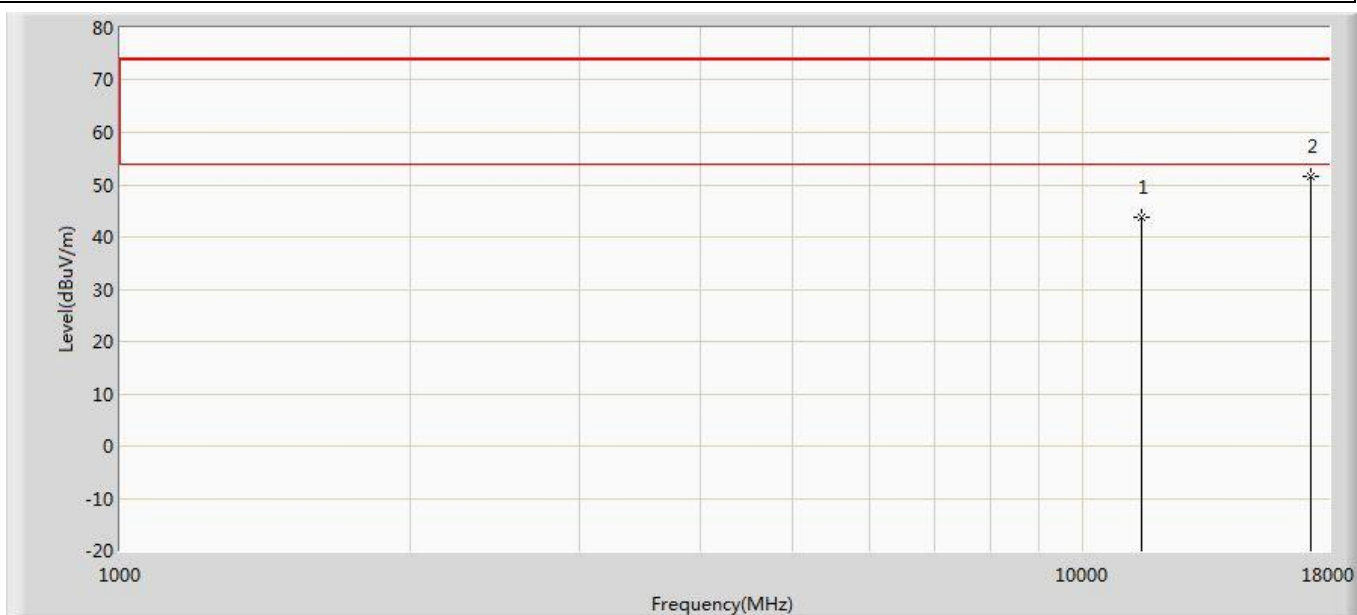
No	Mark	Frequency (MHz)	Measure Level (dBuV/m)	Reading Level (dBuV)	Over Limit (dB)	Limit (dBuV/m)	Factor (dB)	Type
1		10480.000	43.417	31.350	-30.583	74.000	12.068	PK
2	*	15720.000	48.250	30.099	-25.750	74.000	18.152	PK

Profile: 1992128R	Page No.: 143
Engineer: YULIU	
Site: AC5	Time: 2019/11/20 - 01:48
Limit: FCC_Part15.209_RE(3m)	Margin: 0
Probe: Horn_3117_00167055(1-18GHz)	Polarity: Vertical
EUT: AP410C	Power: AC 120V/60Hz
Note: Mode 7:Transmit at 5745MHz by 802.11ax(20MHz)	



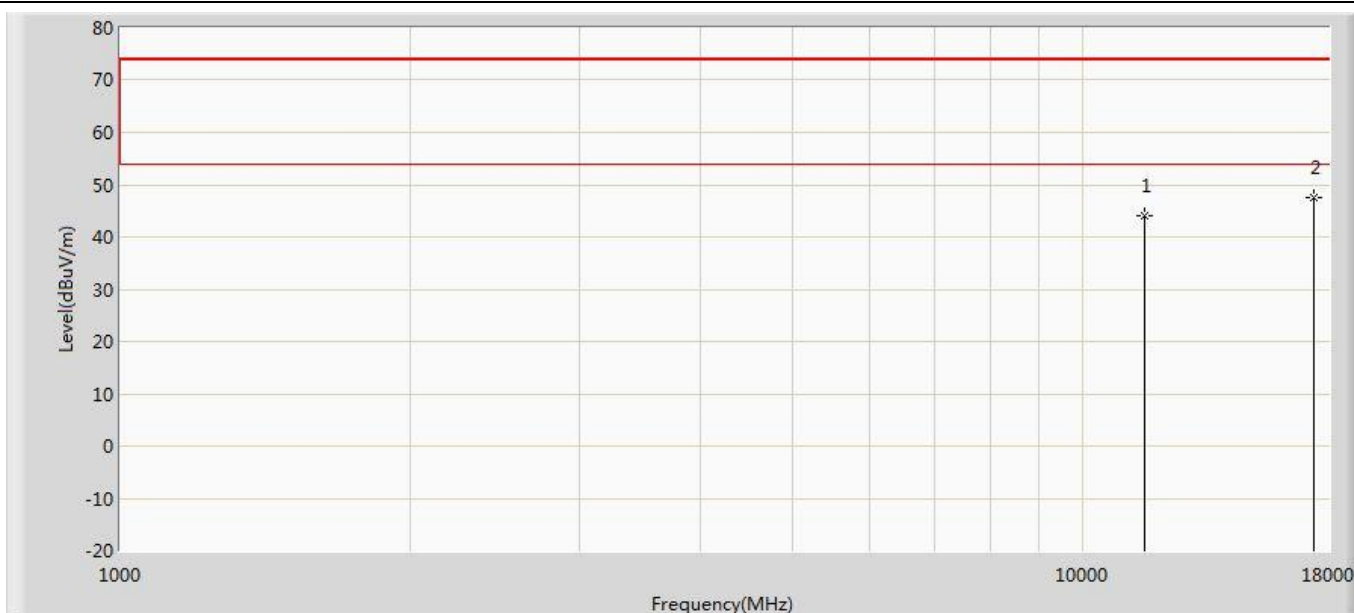
No	Mark	Frequency (MHz)	Measure Level (dBuV/m)	Reading Level (dBuV)	Over Limit (dB)	Limit (dBuV/m)	Factor (dB)	Type
1		11490.000	43.561	29.630	-30.439	74.000	13.931	PK
2	*	17235.000	50.900	30.619	-23.100	74.000	20.281	PK

Profile: 1992128R	Page No.: 144
Engineer: YULIU	
Site: AC5	Time: 2019/11/20 - 01:48
Limit: FCC_Part15.209_RE(3m)	Margin: 0
Probe: Horn_3117_00167055(1-18GHz)	Polarity: Horizontal
EUT: AP410C	Power: AC 120V/60Hz
Note: Mode 7:Transmit at 5745MHz by 802.11ax(20MHz)	



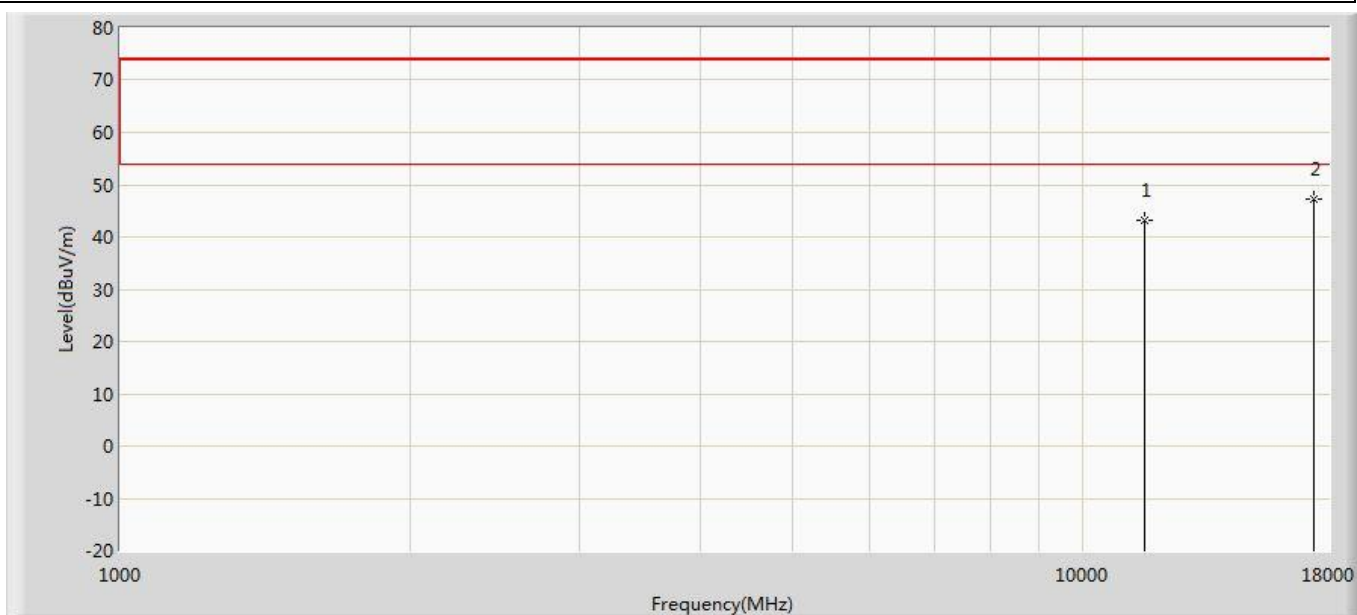
No	Mark	Frequency (MHz)	Measure Level (dBuV/m)	Reading Level (dBuV)	Over Limit (dB)	Limit (dBuV/m)	Factor (dB)	Type
1		11490.000	43.675	29.744	-30.325	74.000	13.931	PK
2	*	17235.000	51.636	31.355	-22.364	74.000	20.281	PK

Profile: 1992128R	Page No.: 145
Engineer: YULIU	
Site: AC5	Time: 2019/11/20 - 01:48
Limit: FCC_Part15.209_RE(3m)	Margin: 0
Probe: Horn_3117_00167055(1-18GHz)	Polarity: Vertical
EUT: AP410C	Power: AC 120V/60Hz
Note: Mode 7:Transmit at 5785MHz by 802.11ax(20MHz)	



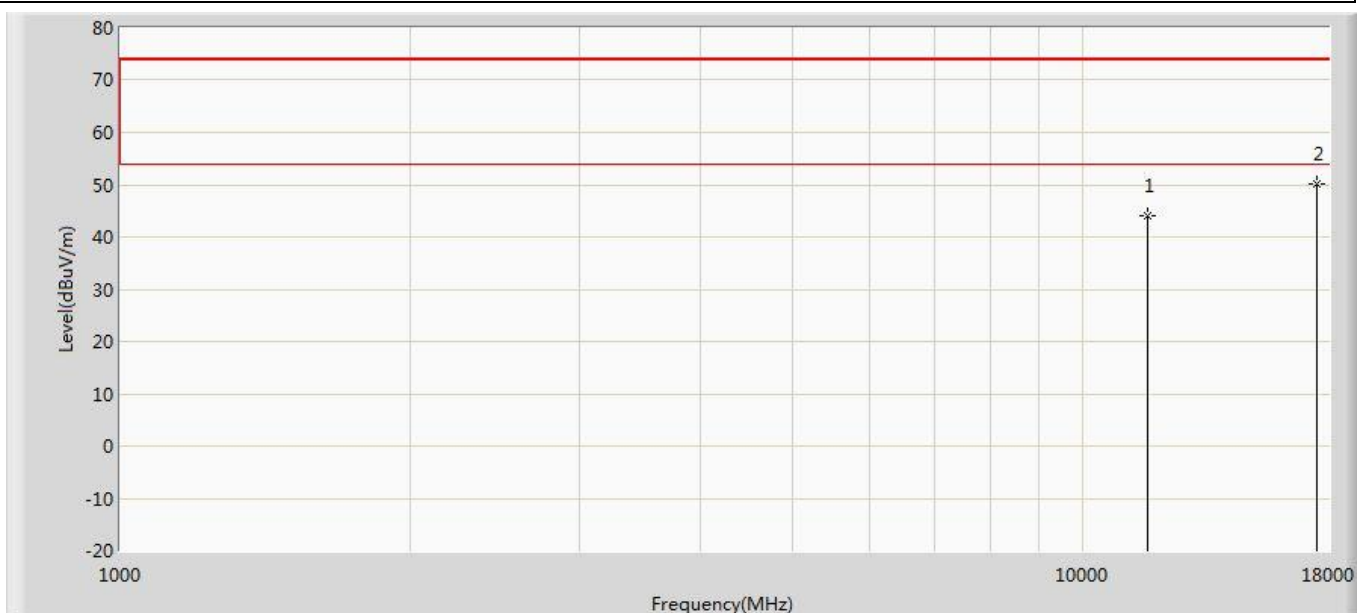
No	Mark	Frequency (MHz)	Measure Level (dBuV/m)	Reading Level (dBuV)	Over Limit (dB)	Limit (dBuV/m)	Factor (dB)	Type
1		11570.000	44.084	29.870	-29.916	74.000	14.214	PK
2	*	17355.000	47.501	27.738	-26.499	74.000	19.762	PK

Profile: 1992128R	Page No.: 146
Engineer: YULIU	
Site: AC5	Time: 2019/11/20 - 01:48
Limit: FCC_Part15.209_RE(3m)	Margin: 0
Probe: Horn_3117_00167055(1-18GHz)	Polarity: Horizontal
EUT: AP410C	Power: AC 120V/60Hz
Note: Mode 7:Transmit at 5785MHz by 802.11ax(20MHz)	



No	Mark	Frequency (MHz)	Measure Level (dBuV/m)	Reading Level (dBuV)	Over Limit (dB)	Limit (dBuV/m)	Factor (dB)	Type
1		11570.000	43.201	28.987	-30.799	74.000	14.214	PK
2	*	17355.000	47.262	27.499	-26.738	74.000	19.762	PK

Profile: 1992128R	Page No.: 147
Engineer: YULIU	
Site: AC5	Time: 2019/11/20 - 01:48
Limit: FCC_Part15.209_RE(3m)	Margin: 0
Probe: Horn_3117_00167055(1-18GHz)	Polarity: Vertical
EUT: AP410C	Power: AC 120V/60Hz
Note: Mode 7:Transmit at 5825MHz by 802.11ax(20MHz)	



No	Mark	Frequency (MHz)	Measure Level (dBuV/m)	Reading Level (dBuV)	Over Limit (dB)	Limit (dBuV/m)	Factor (dB)	Type
1		11650.000	44.021	29.444	-29.979	74.000	14.577	PK
2	*	17475.000	50.137	30.228	-23.863	74.000	19.909	PK