


1. Photographs of Radiated Emissions Test Configuration

Test Mode: Radio 1 / Internal Antenna - 1TX

FRONT VIEW




REAR VIEW



Test Mode: Radio 1 / Internal Antenna - 2TX

FRONT VIEW




REAR VIEW



Test Mode: Radio 1 / Internal Antenna - 4TX

FRONT VIEW




REAR VIEW




Test Mode: Radio 1 / External Antenna 7 - 1TX

FRONT VIEW




REAR VIEW



Test Mode: Radio 1 / External Antenna 7 - 2TX

FRONT VIEW



REAR VIEW




Test Mode: Radio 1 / External Antenna 7 - 4TX

FRONT VIEW




REAR VIEW




Test Mode: Radio 1 / External Antenna 12 - 1TX

FRONT VIEW




REAR VIEW




Test Mode: Radio 1 / External Antenna 12 - 2TX

FRONT VIEW




REAR VIEW




Test Mode: Radio 1 / External Antenna 12 - 4TX

FRONT VIEW




REAR VIEW



Test Mode: Radio 3 / Internal Antenna - 1TX

FRONT VIEW




REAR VIEW



Test Mode: Radio 3 / Internal Antenna - 2TX

FRONT VIEW




REAR VIEW



Test Mode: Radio 3 / External Antenna 7 - 1TX

FRONT VIEW



REAR VIEW



Test Mode: Radio 3 / External Antenna 7 - 2TX

FRONT VIEW




REAR VIEW



Test Mode: Radio 3 / External Antenna 12 - 1TX

FRONT VIEW




REAR VIEW




Test Mode: Radio 3 / External Antenna 12 - 2TX

FRONT VIEW



REAR VIEW



————THE END————