

1. Photographs of Conducted Emissions Test Configuration

Test Mode: Mode 22

FRONT VIEW




REAR VIEW



2. Photographs of Radiated Emissions Test Configuration

Test Configuration: 30MHz~1GHz / Test Mode: Mode 22

FRONT VIEW



REAR VIEW




Test Configuration: Above 1GHz

For Radiated Emissions:

Test Mode: Radio 1 / Internal Antenna - 1TX

FRONT VIEW




REAR VIEW




Test Mode: Radio 1 / Internal Antenna - 2TX

FRONT VIEW




REAR VIEW




Test Mode: Radio 1 / External Antenna 7 - 1TX

FRONT VIEW



REAR VIEW




Test Mode: Radio 1 / External Antenna 7 - 2TX

FRONT VIEW




REAR VIEW




Test Mode: Radio 1 / External Antenna 12 - 1TX

FRONT VIEW




REAR VIEW




Test Mode: Radio 1 / External Antenna 12 - 2TX

FRONT VIEW




REAR VIEW




Test Mode: Radio 1 / External Antenna 13 - 1TX

FRONT VIEW




REAR VIEW




Test Mode: Radio 1 / External Antenna 13 - 2TX

FRONT VIEW




REAR VIEW



Test Mode: Radio 3 / Internal Antenna - 1TX

FRONT VIEW




REAR VIEW




Test Mode: Radio 3 / Internal Antenna - 2TX

FRONT VIEW




REAR VIEW



Test Mode: Radio 3 / External Antenna 7 - 1TX

FRONT VIEW




REAR VIEW



Test Mode: Radio 3 / External Antenna 7 - 2TX

FRONT VIEW




REAR VIEW



Test Mode: Radio 3 / External Antenna 12 - 1TX

FRONT VIEW




REAR VIEW



Test Mode: Radio 3 / External Antenna 12 - 2TX

FRONT VIEW




REAR VIEW




Test Mode: Radio 3 / External Antenna 13 - 1TX

FRONT VIEW



REAR VIEW




Test Mode: Radio 3 / External Antenna 13 - 2TX

FRONT VIEW




REAR VIEW



For Bandedge Emissions:

Test Mode: Radio 1 / Internal Antenna - 1TX and 2 TX

FRONT VIEW




REAR VIEW




Test Mode: Radio 1 / External Antenna 7 - 1TX

FRONT VIEW




REAR VIEW




Test Mode: Radio 1 / External Antenna 7 - 2TX

FRONT VIEW




REAR VIEW




Test Mode: Radio 1 / External Antenna 12 - 1TX

FRONT VIEW




REAR VIEW




Test Mode: Radio 1 / External Antenna 12 - 2TX

FRONT VIEW




REAR VIEW




Test Mode: Radio 1 / External Antenna 13 - 1TX

FRONT VIEW




REAR VIEW




Test Mode: Radio 1 / External Antenna 13 - 2TX

FRONT VIEW




REAR VIEW



Test Mode: Radio 3 / Internal Antenna - 1TX and 2TX

FRONT VIEW




REAR VIEW



Test Mode: Radio 3 / External Antenna 7 - 1TX

FRONT VIEW




REAR VIEW



Test Mode: Radio 3 / External Antenna 7 - 2TX

FRONT VIEW




REAR VIEW



Test Mode: Radio 3 / External Antenna 12 - 1TX

FRONT VIEW




REAR VIEW



Test Mode: Radio 3 / External Antenna 12 - 2TX

FRONT VIEW




REAR VIEW




Test Mode: Radio 3 / External Antenna 13 - 1TX

FRONT VIEW




REAR VIEW




Test Mode: Radio 3 / External Antenna 13 - 2TX

FRONT VIEW



REAR VIEW



————THE END————