



FCC Test Report

FCC ID : QXO-AP3917K
Equipment : Wireless 802.11 a/ac+b/g/n PCBA module
Brand Name : Extreme Networks
Model Name : AP3917k/AP7662k
Applicant : Extreme Networks, Inc.
6480 Via Del Oro San Jose CA 95119 United States Of America
Manufacturer : Senao Networks, Inc.
3F, No. 529, Chung Cheng Rd. Hsintien Taipei Taiwan
Standard : 47 CFR FCC Part 15.407

The product was received on Sep. 21, 2017, and testing was started from Sep. 29, 2017 and completed on Mar. 21, 2018. We, SPORTON INTERTIONAL INC. EMC & Wireless Communications Laboratory, would like to declare that the tested sample has been evaluated in accordance with the procedures given in ANSI C63.10-2013 and shown compliance with the applicable technical standards.

The report must not be used by the client to claim product certification, approval, or endorsement by TAF or any agency of government.

The test results in this variant report apply exclusively to the tested model / sample. Without written approval of SPORTON INTERTIONAL INC. EMC & Wireless Communications Laboratory, the test report shall not be reproduced except in full.



Approved by: Phoenix Chen

SPORTON INTERTIONAL INC. EMC & Wireless Communications Laboratory

No. 52, Huaya 1st Rd., Guishan Dist., Taoyuan City, Taiwan (R.O.C.)



Table of Contents

HISTORY OF THIS TEST REPORT3

SUMMARY OF TEST RESULT4

1 GENERAL DESCRIPTION5

1.1 Information.....5

1.2 Testing Applied Standards8

1.3 Testing Location Information8

1.4 Measurement Uncertainty9

2 TEST CONFIGURATION OF EUT10

2.1 Test Condition10

2.2 Test Channel Mode10

2.3 The Worst Case Measurement Configuration.....12

2.4 Support Equipment.....12

2.5 Test Setup Diagram13

3 TRANSMITTER TEST RESULT14

3.1 MAX. e.i.r.p. at Any Elevation Angle above 30 Degrees.....14

3.2 Unwanted Emissions.....16

3.3 Test Equipment and Calibration Data20

APPENDIX A. TEST RESULTS OF MAX. E.I.R.P. AT ANY ELEVATION ANGLE ABOVE 30 DEGREES

APPENDIX B. TEST RESULTS OF UNWANTED EMISSIONS

APPENDIX C. TEST PHOTOS

PHOTOGRAPHS OF EUT v01



Summary of Test Result

Report Clause	Ref. Std. Clause	Test Items	Result (PASS/FAIL)	Remark
1.1.2	15.203	Antenna Requirement	PASS	-
3.1	15.407(a)	MAX. e.i.r.p. at Any Elevation Angle above 30 Degrees	PASS	-
3.2	15.407(b)	Unwanted Emissions	PASS	-

Reviewed by: Jeremy Lin

Report Producer: Jackson Tsai



1 General Description

1.1 Information

1.1.1 RF General Information

Frequency Range (MHz)	IEEE Std. 802.11	Ch. Frequency (MHz)	Channel Number
5150-5250	a, n (HT20), ac (VHT20)	5180-5240	36-48 [4]
5250-5350		5260-5320	52-64 [4]
5470-5725		5500-5700	100-140 [11]
Straddle		5720	144 [1]
5725-5850		5745-5825	149-165 [5]
5150-5250	n (HT40), ac (VHT40)	5190-5230	38-46 [2]
5250-5350		5270-5310	54-62 [2]
5470-5725		5510-5670	102-134 [5]
Straddle		5710	142 [1]
5725-5850		5755-5795	151-159 [2]
5150-5250	ac (VHT80)	5210	42 [1]
5250-5350		5290	58 [1]
5470-5725		5530-5610	106-122 [2]
Straddle		5690	138 [1]
5725-5850		5775	155 [1]

Band	Mode	BWch (MHz)	Nant
5.15-5.25GHz	802.11a	20	2TX
5.25-5.35GHz	802.11a	20	2TX
5.47-5.725GHz	802.11a	20	2TX
5.725-5.85GHz	802.11a	20	2TX
5.15-5.25GHz	802.11ac VHT20	20	2TX
5.25-5.35GHz	802.11ac VHT20	20	2TX
5.47-5.725GHz	802.11ac VHT20	20	2TX
5.725-5.85GHz	802.11ac VHT20	20	2TX
5.15-5.25GHz	802.11ac VHT40	40	2TX
5.25-5.35GHz	802.11ac VHT40	40	2TX
5.47-5.725GHz	802.11ac VHT40	40	2TX
5.725-5.85GHz	802.11ac VHT40	40	2TX
5.15-5.25GHz	802.11ac VHT80	80	2TX
5.25-5.35GHz	802.11ac VHT80	80	2TX
5.47-5.725GHz	802.11ac VHT80	80	2TX
5.725-5.85GHz	802.11ac VHT80	80	2TX

Note:

- 11a, HT20 and HT40 use a combination of OFDM-BPSK, QPSK, 16QAM, 64QAM modulation.
- VHT20, VHT40, VHT80 use a combination of OFDM-BPSK, QPSK, 16QAM, 64QAM, 256QAM modulation.
- BWch is the nominal channel bandwidth.

1.1.2 Antenna Information

Type	Ant.	Brand	Model Name	Antenna Type	Connector
1	1	-	-	Omni	I-PEX
	2	-	-	Omni	I-PEX
	3	-	-	Omni	I-PEX
	4	-	-	Omni	I-PEX
2	5	Laird	ML-5299-HPA5-01	Omni	I-PEX
	6	Laird	ML-5299-HPA5-01	Omni	I-PEX
3	7	-	CX08OMI136-VC	Cylinder Quasi-Omni	I-PEX

Ant.	Port	Gain (dBi)							
		Type 1		Type 2	Type 3				
		2.4G	5G	5G	2.4G	5G			
						UNII-1	UNII-2A	UNII-2C	UNII-3
1	1	7.5	-	-	-	-	-	-	-
2	2	7.5	-	-	-	-	-	-	-
3	1	-	7.75	-	-	-	-	-	-
4	2	-	7.75	-	-	-	-	-	-
5	1	-	-	5.6	-	-	-	-	-
6	2	-	-	5.6	-	-	-	-	-
7	1	-	-	-	6.8	-	-	-	-
	2	-	-	-	6.8	-	-	-	-
	1	-	-	-	-	7.2	6.5	6.2	7.2
	2	-	-	-	-	7.2	6.5	6.2	7.2

Note 1: The EUT has seven antennas. The Ant. 7 was added in this report.

Note 2: EUT can match with above antennas for using. Higher gain in each type of antenna was used to perform the worst configuration and result of that was recorded as the final test result.

For 2.4 GHz function:

For IEEE 802.11b/g/n mode (2TX/2RX)

Ant. 1 (port 1) and Ant. 2 (port 2) could transmit/receive simultaneously.

Ant. 7 (port 1) and (port 2) could transmit/receive simultaneously.

For 5 GHz function:

For IEEE 802.11a/n/ac mode (2TX/2RX)

Ant. 3 (port 1) and Ant. 4 (port 2) could transmit/receive simultaneously.

Ant. 5 (port 1) and Ant. 6 (port 2) could transmit/receive simultaneously.

Ant. 7 (port 1) and (port 2) could transmit/receive simultaneously.



1.1.3 EUT Information

Operational Condition				
EUT Power Type	From PoE			
EUT Function	<input checked="" type="checkbox"/>	Outdoor	<input type="checkbox"/>	Indoor
	<input type="checkbox"/>	Fixed P2P	<input type="checkbox"/>	Client
Beamforming Function	<input checked="" type="checkbox"/>	With beamforming	<input type="checkbox"/>	Without beamforming
Weather Band	<input checked="" type="checkbox"/>	With 5600~5650MHz	<input type="checkbox"/>	Without 5600~5650MHz
Type of EUT				
<input checked="" type="checkbox"/>	Stand-alone			
<input type="checkbox"/>	Combined (EUT where the radio part is fully integrated within another device)			
	Combined Equipment - Brand Name / Model No.: ...			
<input type="checkbox"/>	Plug-in radio (EUT intended for a variety of host systems)			
	Host System - Brand Name / Model No.: ...			
<input type="checkbox"/>	Other:			

1.1.4 Mode Test Duty Cycle

< UNII-1 / UNII-3 >

Mode	DC	DCF(dB)	T(s)	VBW(Hz) ≥ 1/T
802.11a	0.955	0.2	2.065m	1k
802.11ac VHT20	0.977	0.101	5.013m	300
802.11ac VHT40	0.969	0.137	2.437m	1k
802.11ac VHT80	0.936	0.287	1.149m	1k

< UNII-2A / UNII-2C >

Mode	DC	DCF(dB)	T(s)	VBW(Hz) ≥ 1/T
802.11a	0.957	0.191	2.066m	1k
802.11ac VHT20	0.98	0.088	n/a (DC>=0.98)	n/a (DC>=0.98)
802.11ac VHT40	0.967	0.146	2.437m	1k
802.11ac VHT80	0.941	0.264	1.15m	1k

1.1.5 Table for Multiple Listing

The model names in the following table are all refer to the identical product.

Model Name	Description
AP3917k	All the models are identical, the difference model served as marketing strategy.
AP7662k	



1.1.6 Table for Permissive Change

This product is an extension of original one reported under Sporton project number: FR780809AO & FR780809-01AO

Below is the table for the change of the product with respect to the original one.

Modifications	Performance Checking
Add 1 new type antenna	MAX. E.I.R.P. AT ANY ELEVATION ANGLE ABOVE 30 DEGREES and Unwanted Emissions were evaluated.

1.2 Testing Applied Standards

According to the specifications of the manufacturer, the EUT must comply with the requirements of the following standards:

- ♦ 47 CFR FCC Part 15
- ♦ ANSI C63.10-2013
- ♦ KDB 789033 D02 v02r01
- ♦ KDB 662911 D01 v02r01

1.3 Testing Location Information

Testing Location			
<input checked="" type="checkbox"/>	HWA YA	ADD : No. 52, Huaya 1st Rd., Guishan Dist., Taoyuan City, Taiwan (R.O.C.)	
		TEL : 886-3-327-3456	FAX : 886-3-327-0973
Test site Designation No. TW1190 with FCC.			
<input type="checkbox"/>	JHUBEI	ADD : No.8, Ln. 724, Bo'ai St., Zhubei City, Hsinchu County, Taiwan (R.O.C.)	
		TEL : 886-3-656-9065	FAX : 886-3-656-9085
Test site Designation No. TW0006 with FCC.			

Test Condition	Test Site No.	Test Engineer	Test Environment	Test Date
Radiated	03CH02-HY	Jerry Lin	24.1°C / 59%	21/Mar/2018



1.4 Measurement Uncertainty

ISO/IEC 17025 requires that an estimate of the measurement uncertainties associated with the emissions test results be included in the report. The measurement uncertainties given below are based on a 95% confidence level (based on a coverage factor (k=2))

Test Items	Uncertainty	Remark
Conducted Emission (150kHz ~ 30MHz)	3.6 dB	Confidence levels of 95%
Radiated Emission (9kHz ~ 30MHz)	3.0 dB	Confidence levels of 95%
Radiated Emission (30MHz ~ 1,000MHz)	4.3 dB	Confidence levels of 95%
Radiated Emission (1GHz ~ 18GHz)	3.9 dB	Confidence levels of 95%
Radiated Emission (18GHz ~ 40GHz)	3.5 dB	Confidence levels of 95%
Conducted Emission	1.3 dB	Confidence levels of 95%
Temperature	0.7 °C	Confidence levels of 95%
Humidity	4 %	Confidence levels of 95%



2 Test Configuration of EUT

2.1 Test Condition

Condition Item	Abbreviation/Remark	Remark
RF Conducted	Abbreviation	Remark
TnomVnom	Tnom	20°C
-	Vnom	120V

2.2 Test Channel Mode




Test Software Version	QRCT 3.0.174.0
-----------------------	----------------

Mode
802.11a_Nss1,(6Mbps)_2TX
5180MHz
5200MHz
5240MHz
5260MHz
5300MHz
5320MHz
5500MHz
5580MHz
5700MHz
5720MHz Straddle 5.47-5.725GHz
5720MHz Straddle 5.725-5.85GHz
5745MHz
5785MHz
5825MHz
802.11ac VHT20_Nss1,(MCS0)_2TX
5180MHz
5200MHz
5240MHz
5260MHz
5300MHz
5320MHz
5500MHz
5580MHz



Mode
5700MHz
5720MHz Straddle 5.47-5.725GHz
5720MHz Straddle 5.725-5.85GHz
5745MHz
5785MHz
5825MHz
802.11ac VHT40_Nss1,(MCS0)_2TX
5190MHz
5230MHz
5270MHz
5310MHz
5510MHz
5550MHz
5670MHz
5710MHz Straddle 5.47-5.725GHz
5710MHz Straddle 5.725-5.85GHz
5755MHz
5795MHz
802.11ac VHT80_Nss1,(MCS0)_2TX
5210MHz
5290MHz
5530MHz
5610MHz
5690MHz Straddle 5.47-5.725GHz
5690MHz Straddle 5.725-5.85GHz
5775MHz

2.3 The Worst Case Measurement Configuration

The Worst Case Mode for Following Conformance Tests			
Tests Item	Unwanted Emissions		
Test Condition	Radiated measurement If EUT consist of multiple antenna assembly (multiple antenna are used in EUT regardless of spatial multiplexing MIMO configuration), the radiated test should be performed with highest antenna gain of each antenna type.		
Operating Mode < 1GHz	CTX		
1	PoE		
Operating Mode > 1GHz	CTX		
Orthogonal Planes of EUT	X Plane	Y Plane	Z Plane
			
Worst Planes of EUT		V	

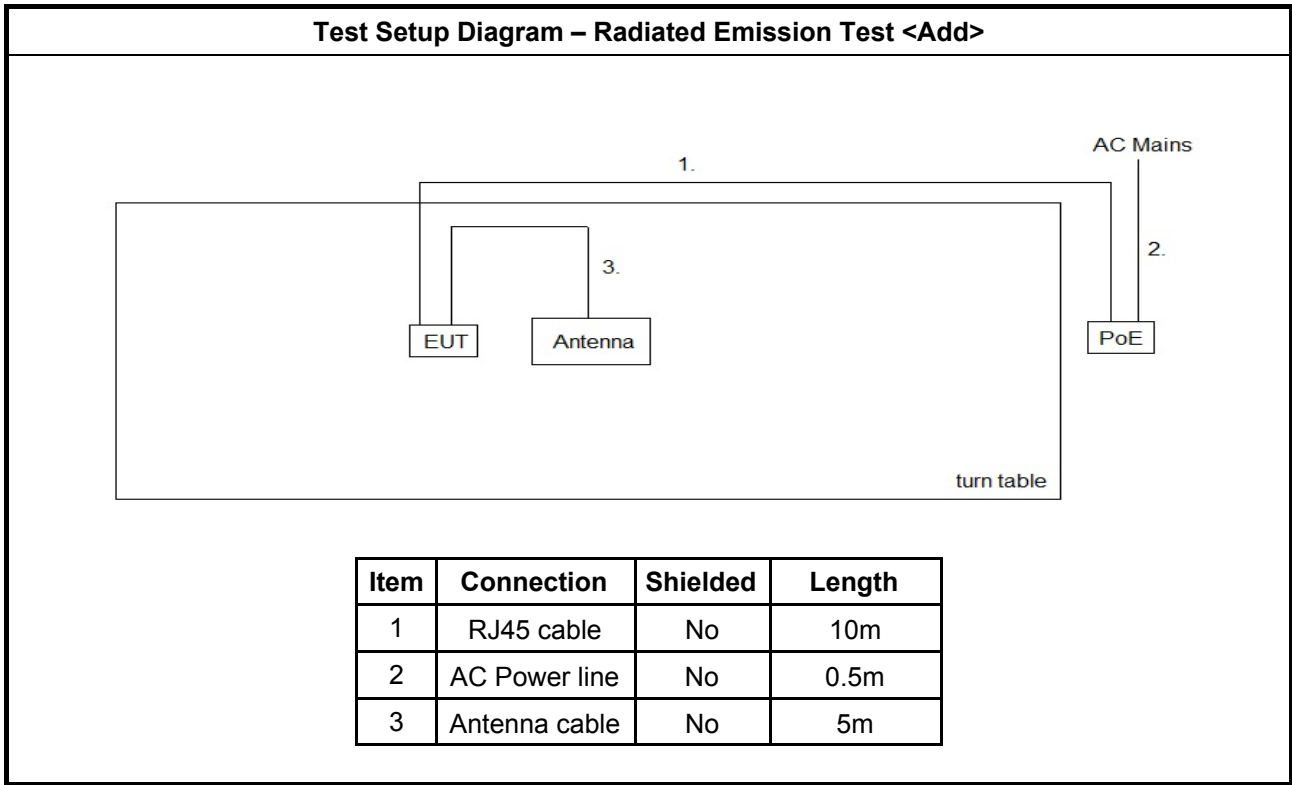
The Worst Case Mode for Following Conformance Tests	
Tests Item	Simultaneous Transmission Analysis
Operating Mode	CTX
1	Bluetooth + WLAN 2.4GHz + WLAN 5GHz
2	Zigbee + WLAN 2.4GHz + WLAN 5GHz
3	Bluetooth + WLAN 2.4GHz + 4.9G
4	Zigbee + WLAN 2.4GHz + 4.9G
Refer to Sporton Test Report No.: FA780809 for Co-location RF Exposure Evaluation.	

2.4 Support Equipment

Support Equipment – Radiated Emission				
No.	Equipment	Brand Name	Model Name	FCC ID
1	PoE	EnGenius	EPA5006GP	-

Note: Support equipment No.1 was provided by customer.

2.5 Test Setup Diagram





3 Transmitter Test Result

3.1 MAX. e.i.r.p. at Any Elevation Angle above 30 Degrees

3.1.1 MAX. e.i.r.p. at Any Elevation Angle above 30 Degrees Limit

MAX. e.i.r.p. at Any Elevation Angle above 30 Degrees Limit	
UNII Devices	
<input checked="" type="checkbox"/> For the 5.15-5.25 GHz band:	
	<ul style="list-style-type: none"> Outdoor AP: the maximum conducted output power (P_{Out}) shall not exceed the lesser of 1 W. If $G_{TX} > 6$ dBi, then $P_{Out} = 30 - (G_{TX} - 6)$. e.i.r.p. at any elevation angle above 30 degrees ≤ 125mW [21dBm]
P_{Out} = maximum conducted output power in dBm, G_{TX} = the maximum transmitting antenna directional gain in dBi.	

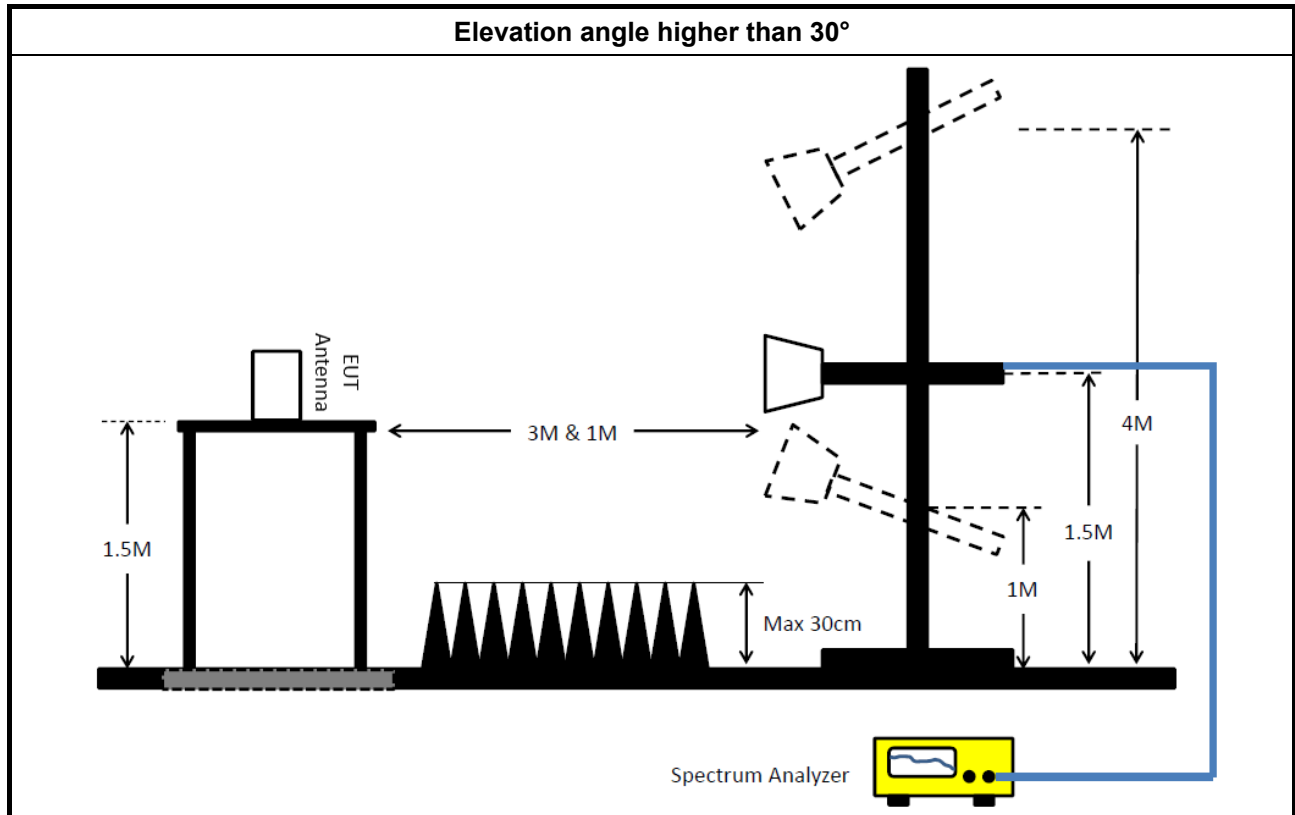
3.1.2 Measuring Instruments

Refer a test equipment and calibration data table in this test report.

3.1.3 Test Procedures

<ul style="list-style-type: none"> Elevation angle higher than 30° from horizon 	
<input type="checkbox"/>	Refer as KDB 789033, clause H 1(a).
<input checked="" type="checkbox"/>	Refer as KDB 789033, clause H 1(b).
<input type="checkbox"/>	Refer as KDB 789033, clause H 2.
<ul style="list-style-type: none"> For radiated measurement. <ul style="list-style-type: none"> (i) Determine the device's intended mounting elevation angle referenced to the horizon. (ii) Rotate EUT antenna by 90° around the main beam axis in horizontal position to transform measurement in elevation angle into azimuth angle and define 0° reference angle based on device's intended mounting elevation angle. (iii) Move test antenna along the horizontal arc, or rotate the turn table with EUT antenna placed at the center, between 30° and 90° relative to the 0° reference angle, and then continuing down from 90° to 30° on the other side of the pattern, while maintaining the test antenna pointing with constant distance to the EUT antenna and search for the spot which 789033 D02 General UNII Test Procedures New Rules v02r01 Page 17 has the highest measured emission. Both horizontal and vertical polarization shall be investigated to find out the maximum radiated emission level. Note: Moving of test antenna along the horizontal arc, or rotating the turn table, shall be performed in angular step size as small as possible, but not larger than 3°. (iv) Calculate the EIRP based on the highest measured emission and compare to the limit of 125 mW to determine compliance. (v) The antenna pattern measurements should be included in the filing. 	

3.1.4 Test Setup



3.1.5 Test Result of MAX. E.I.R.P. At Any Elevation Angle Above 30 Degrees

Refer as Appendix A

3.2 Unwanted Emissions

3.2.1 Transmitter Radiated Unwanted Emissions Limit

Unwanted emissions below 1 GHz and restricted band emissions above 1GHz limit			
Frequency Range (MHz)	Field Strength (uV/m)	Field Strength (dBuV/m)	Measure Distance (m)
0.009~0.490	2400/F(kHz)	48.5 - 13.8	300
0.490~1.705	24000/F(kHz)	33.8 - 23	30
1.705~30.0	30	29	30
30~88	100	40	3
88~216	150	43.5	3
216~960	200	46	3
Above 960	500	54	3

Note 1: Test distance for frequencies at or above 30 MHz, measurements may be performed at a distance other than the limit distance provided they are not performed in the near field and the emissions to be measured can be detected by the measurement equipment. When performing measurements at a distance other than that specified, the results shall be extrapolated to the specified distance using an extrapolation factor of 20 dB/decade (inverse of linear distance for field-strength measurements, inverse of linear distance-squared for power-density measurements).

Note 2: Test distance for frequencies at below 30 MHz, measurements may be performed at a distance closer than the EUT limit distance; however, an attempt should be made to avoid making measurements in the near field. When performing measurements below 30 MHz at a closer distance than the limit distance, the results shall be extrapolated to the specified distance by either making measurements at a minimum of two or more distances on at least one radial to determine the proper extrapolation factor or by using the square of an inverse linear distance extrapolation factor (40 dB/decade). The test report shall specify the extrapolation method used to determine compliance of the EUT.

Note 3: Using the distance of 1m during the test for above 18 GHz, and the test value to correct for the distance factor at 3m.

Un-restricted band emissions above 1GHz Limit	
Operating Band	Limit
5.15 - 5.25 GHz	e.i.r.p. -27 dBm [68.2 dBuV/m@3m]
5.25 - 5.35 GHz	e.i.r.p. -27 dBm [68.2 dBuV/m@3m]
5.47 - 5.725 GHz	e.i.r.p. -27 dBm [68.2 dBuV/m@3m]
5.725 - 5.85 GHz	5.650-5700 GHz: e.i.r.p. -27 ~ 10 dBm [68.2 ~ 105.2 dBuV/m@3m] 5.700-5720 GHz: e.i.r.p. 10 ~ 15.6 dBm [105.2 ~ 110.8 dBuV/m@3m] 5.720-5725 GHz: e.i.r.p. 15.6 ~ 27 dBm [110.8 ~ 122.2 dBuV/m@3m] 5.850-5.855 GHz: e.i.r.p. 27 ~ 15.6 dBm [122.2 ~ 110.8 dBuV/m@3m] 5.855-5.875 GHz: e.i.r.p. 15.6 ~ 10 dBm [110.8 ~ 105.2 dBuV/m@3m] 5.875-5.925 GHz: e.i.r.p. 10 ~ -27 dBm [105.2 ~ 68.2dBuV/m@3m] Other un-restricted band: e.i.r.p. -27 dBm [68.2 dBuV/m@3m]

Note 1: Measurements may be performed at a distance other than the limit distance provided they are not performed in the near field and the emissions to be measured can be detected by the measurement equipment. When performing measurements at a distance other than that specified, the results shall be extrapolated to the specified distance using an extrapolation factor of 20 dB/decade (inverse of linear distance for field-strength measurements, inverse of linear distance-squared for power-density measurements).



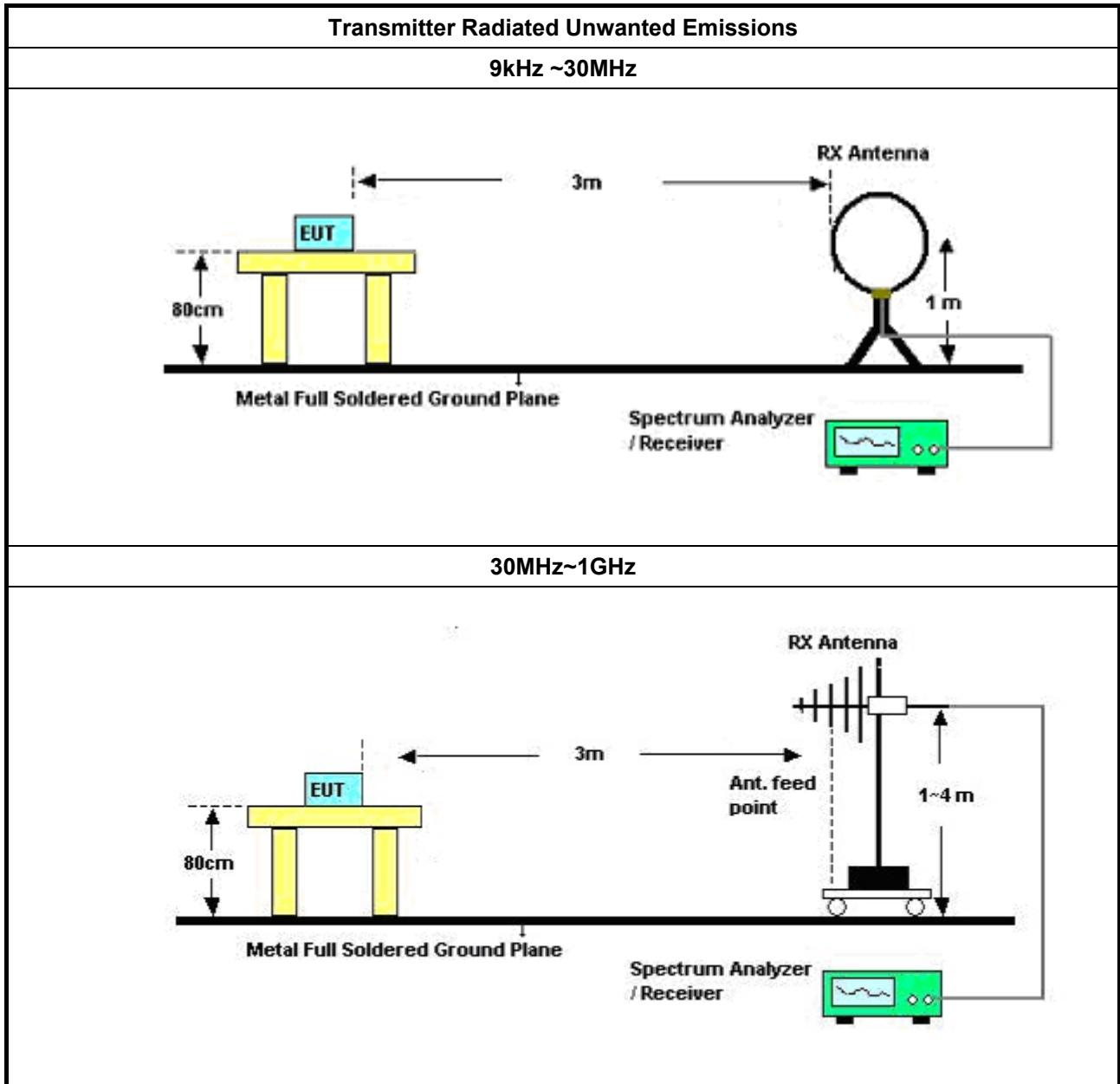
3.2.2 Measuring Instruments

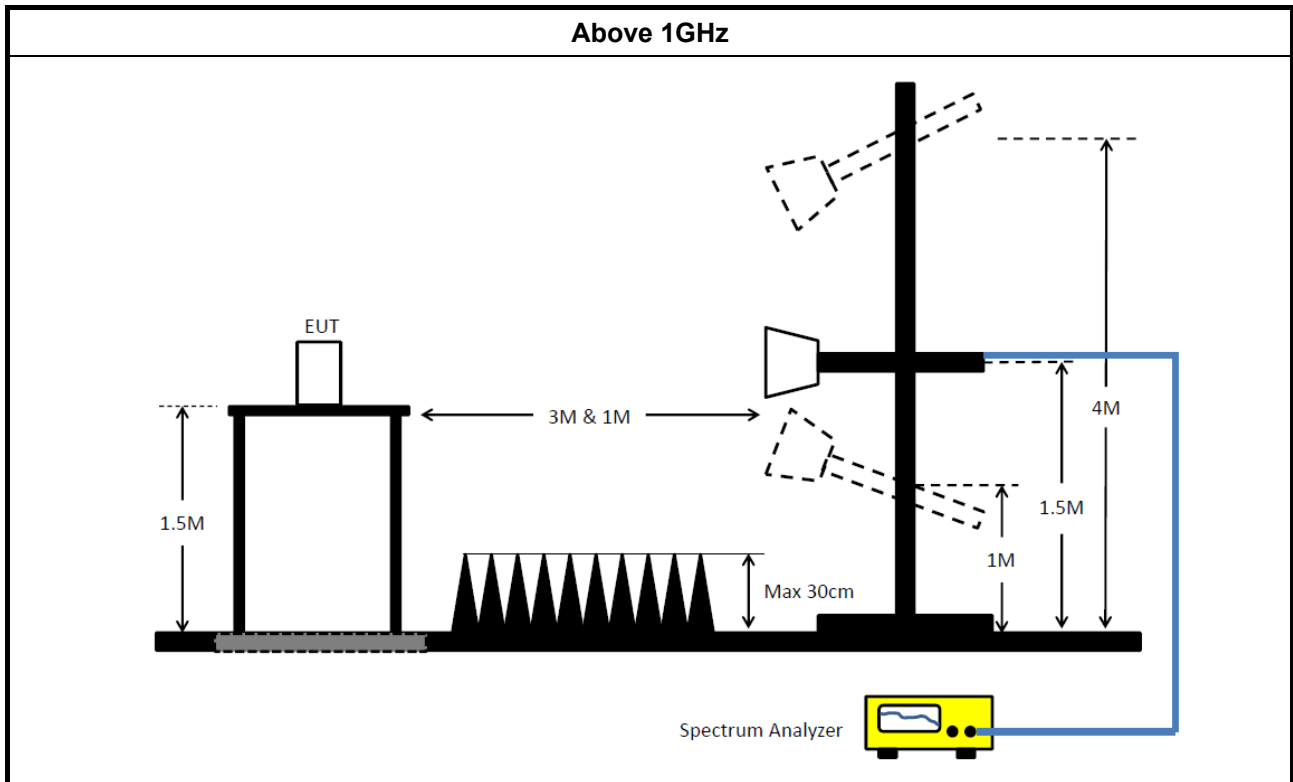
Refer a test equipment and calibration data table in this test report.

3.2.3 Test Procedures

Test Method	
<ul style="list-style-type: none"> ▪ Measurements may be performed at a distance other than the limit distance provided they are not performed in the near field and the emissions to be measured can be detected by the measurement equipment. Measurements shall not be performed at a distance greater than 30 m for frequencies above 30 MHz, unless it can be further demonstrated that measurements at a distance of 30 m or less are impractical. When performing measurements at a distance other than that specified, the results shall be extrapolated to the specified distance using an extrapolation factor of 20 dB/decade (inverse of linear distance for field-strength measurements, inverse of linear distance-squared for power-density measurements). 	
<ul style="list-style-type: none"> ▪ The average emission levels shall be measured in [duty cycle \geq 98 or duty factor]. 	
<ul style="list-style-type: none"> ▪ For the transmitter unwanted emissions shall be measured using following options below: 	
	<ul style="list-style-type: none"> ▪ Refer as KDB 789033, clause G)2) for unwanted emissions into non-restricted bands.
	<ul style="list-style-type: none"> ▪ Refer as KDB 789033, clause G)1) for unwanted emissions into restricted bands.
<input checked="" type="checkbox"/>	Refer as KDB 789033, G)6) Method VB (ANSI C63.10, clause 4.1.4.2.3), Reduced VBW.
<input checked="" type="checkbox"/>	Refer as KDB 789033, clause G)5) (ANSI C63.10, clause 4.1.4.2.2), measurement procedure peak limit.
<ul style="list-style-type: none"> ▪ For radiated measurement. 	
	<ul style="list-style-type: none"> ▪ Refer as ANSI C63.10, clause 6.4 for radiated emissions below 30 MHz and test distance is 3m.
	<ul style="list-style-type: none"> ▪ Refer as ANSI C63.10, clause 6.5 for radiated emissions 30 MHz to 1 GHz and test distance is 3m.
	<ul style="list-style-type: none"> ▪ Refer as ANSI C63.10, clause 6.6 for radiated emissions above 1GHz.
<ul style="list-style-type: none"> ▪ The any unwanted emissions level shall not exceed the fundamental emission level. 	
<ul style="list-style-type: none"> ▪ All amplitude of spurious emissions that are attenuated by more than 20 dB below the permissible value has no need to be reported. 	

3.2.4 Test Setup





3.2.5 Transmitter Unwanted Emissions (Below 30MHz)

The amplitude of spurious emissions which are attenuated by more than 20dB below the permissible value has no need to be reported.

3.2.6 Test Result of Transmitter Unwanted Emissions

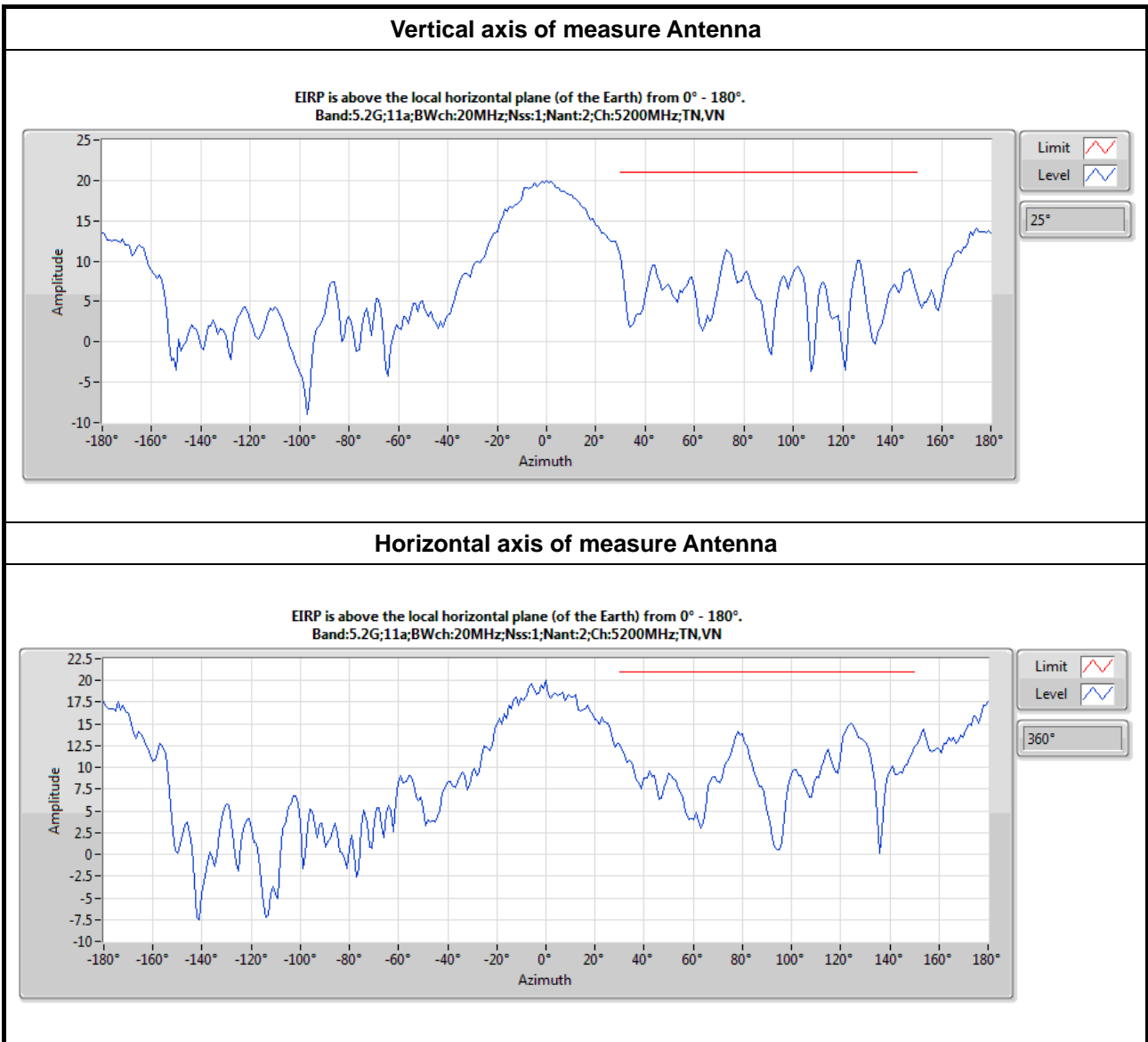
Refer as Appendix B



3.3 Test Equipment and Calibration Data

Instrument for Radiated Test

Instrument	Manufacturer	Model No.	Serial No.	Spec.	Calibration Date	Calibration Due Date
Spectrum Analyzer	R&S	FSP40	100305	9kHz - 40GHz	12/Dec/2017	11/Dec/2018
3m Semi Anechoic	SIDT FRANKONIA	SAC-3M	03CH02-HY	30MHz-1GHz	20/Oct/2017	19/Oct/2018
3m Semi Anechoic	SIDT FRANKONIA	SAC-3M	03CH02-HY	1GHz ~ 18GHz	27/Oct/2017	26/Oct/2018
Amplifier	Agilent	8447D	2944A11149	100kHz-1.3GHz	29/Jun/2017	28/Jun/2018
Amplifier	Ketsight	8449B	3008A02602	1GHz-26.5GHz	19/Sep/2017	18/Sep/2018
Horn Antenna	SCHWARZBECK	BBHA9120D	BBHA9120D 01531	1GHz-18GHz	11/May/2017	10/May/2018
Horn Antenna	SCHWARZBECK	BBHA9170	BBHA9170154	18GHz-40GHz	06/Feb/2018	05/Feb/2019
Bilog Antenna	SCHAFFNER	CBL6112B	2723	30MHz-1GHz	09/Sep/2017	08/Sep/2018
Amplifier	MITEQ	TTA1840-35-HG	1864481	18GHz-40GHz	31/Aug/2017	30/Aug/2018
RF Cable-high	SUHNER	SUCOFLEX104	MY34918/4	1GHz ~ 40GHz	19/Jan/2018	18/Jan/2019
RF Cable-R03m	Jye Bao	RG142	CB017	9kHz ~ 1GHz	19/Jan/2018	18/Jan/2019
Receiver	R&S	ESU3	102052	9kHz ~ 3.6GHz	29/Apr/2017	28/Apr/2018
Loop Antenna	TESEQ	HLA 6120	31244	9kHz~30MHz	16/Mar/2018	15/Mar/2019



Note: The red line is EIRP limit (21dBm) for 30 ~ 150 degree.



Summary

Mode	Result	Type	Freq (Hz)	Level (dBuV/m)	Limit (dBuV/m)	Margin (dB)	Factor (dB)	Dist (m)	Condition	Azimuth (°)	Height (m)	Comments
5.47-5.725GHz	-	-	-	-	-	-	-	-	-	-	-	-
802.11ac VHT80_Nss1,(MCS0)_2TX	Pass	PK	99.84M	30.79	43.50	-12.71	-10.37	3	Horizontal	0	1.00	-
5.725-5.85GHz	-	-	-	-	-	-	-	-	-	-	-	-
802.11ac VHT80_Nss1,(MCS0)_2TX	Pass	PK	99.84M	31.51	43.50	-11.99	-10.37	3	Horizontal	360	1.00	-



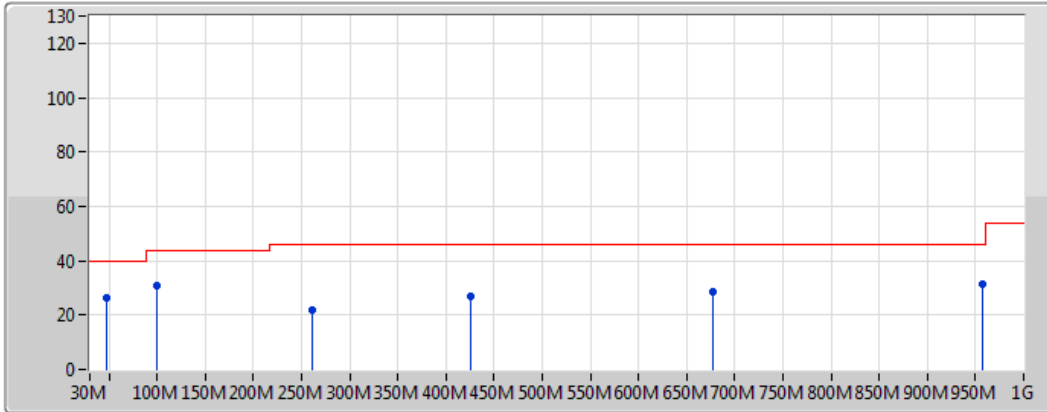
Result

Mode	Result	Type	Freq (Hz)	Level (dBuV/m)	Limit (dBuV/m)	Margin (dB)	Factor (dB)	Dist (m)	Condition	Azimuth (°)	Height (m)	Comments
802.11ac VHT80_Nss1,(MCS0)_2TX	-	-	-	-	-	-	-	-	-	-	-	-
5610MHz	Pass	PK	30M	24.12	40.00	-15.88	-4.45	3	Horizontal	0	1.00	-
5610MHz	Pass	PK	99.84M	30.79	43.50	-12.71	-10.37	3	Horizontal	0	1.00	-
5610MHz	Pass	PK	241.46M	22.47	46.00	-23.53	-7.92	3	Horizontal	0	1.00	-
5610MHz	Pass	PK	516.94M	27.09	46.00	-18.91	-2.37	3	Horizontal	0	1.00	-
5610MHz	Pass	PK	664.38M	29.01	46.00	-16.99	-0.38	3	Horizontal	0	1.00	-
5610MHz	Pass	PK	860.32M	31.02	46.00	-14.98	2.12	3	Horizontal	0	1.00	-
5610MHz	Pass	PK	47.46M	26.31	40.00	-13.69	-12.69	3	Vertical	360	1.00	-
5610MHz	Pass	PK	99.84M	30.77	43.50	-12.73	-10.37	3	Vertical	360	1.00	-
5610MHz	Pass	PK	260.86M	21.76	46.00	-24.24	-5.68	3	Vertical	360	1.00	-
5610MHz	Pass	PK	425.76M	26.98	46.00	-19.02	-2.95	3	Vertical	360	1.00	-
5610MHz	Pass	PK	677.96M	28.65	46.00	-17.35	-0.33	3	Vertical	360	1.00	-
5610MHz	Pass	PK	957.32M	31.65	46.00	-14.35	3.81	3	Vertical	360	1.00	-
5775MHz	Pass	PK	30M	23.80	40.00	-16.20	-4.45	3	Horizontal	360	1.00	-
5775MHz	Pass	PK	99.84M	31.51	43.50	-11.99	-10.37	3	Horizontal	360	1.00	-
5775MHz	Pass	PK	264.74M	23.39	46.00	-22.61	-5.97	3	Horizontal	360	1.00	-
5775MHz	Pass	PK	478.14M	26.88	46.00	-19.12	-2.34	3	Horizontal	360	1.00	-
5775MHz	Pass	PK	648.86M	29.75	46.00	-16.25	-0.41	3	Horizontal	360	1.00	-
5775MHz	Pass	PK	932.1M	31.62	46.00	-14.38	3.25	3	Horizontal	360	1.00	-
5775MHz	Pass	PK	47.46M	26.21	40.00	-13.79	-12.69	3	Vertical	0	1.00	-
5775MHz	Pass	PK	99.84M	30.50	43.50	-13.00	-10.37	3	Vertical	0	1.00	-
5775MHz	Pass	PK	258.92M	22.61	46.00	-23.39	-5.77	3	Vertical	0	1.00	-
5775MHz	Pass	PK	476.2M	26.97	46.00	-19.03	-2.37	3	Vertical	0	1.00	-
5775MHz	Pass	PK	726.46M	29.47	46.00	-16.53	0.47	3	Vertical	0	1.00	-
5775MHz	Pass	PK	963.14M	32.92	54.00	-21.08	3.91	3	Vertical	0	1.00	-

802.11ac VHT80_Nss1,(MCS0)_2TX

5610MHz_PoE

19/03/2018



Legend:

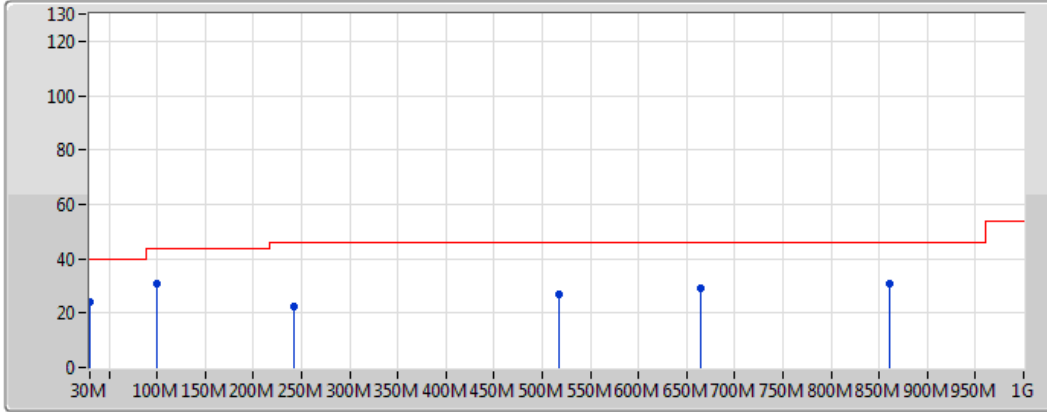
- Lim.PK (Red line)
- PK (Blue dots)

Type	Freq (Hz)	Level (dBuV/m)	Limit (dBuV/m)	Margin (dB)	Factor (dB)	Dist (m)	Condition	Azimuth (°)	Height (m)	Comments	Raw (dBuV)	AF (dB)	CL (dB)	PA (dB)
PK	47.46M	26.31	40.00	-13.69	-12.69	3	Vertical	360	1.00	-	39.00	14.12	0.79	27.60
PK	99.84M	30.77	43.50	-12.73	-10.37	3	Vertical	360	1.00	-	41.14	15.97	1.47	27.81
PK	260.86M	21.76	46.00	-24.24	-5.68	3	Vertical	360	1.00	-	27.44	18.86	2.76	27.30
PK	425.76M	26.98	46.00	-19.02	-2.95	3	Vertical	360	1.00	-	29.93	21.94	3.21	28.10
PK	677.96M	28.65	46.00	-17.35	-0.33	3	Vertical	360	1.00	-	28.98	24.16	3.94	28.42
PK	957.32M	31.65	46.00	-14.35	3.81	3	Vertical	360	1.00	-	27.84	26.34	4.89	27.42


802.11ac VHT80_Nss1,(MCS0)_2TX


5610MHz_PoE

19/03/2018



19/03/2018

Lim.PK 

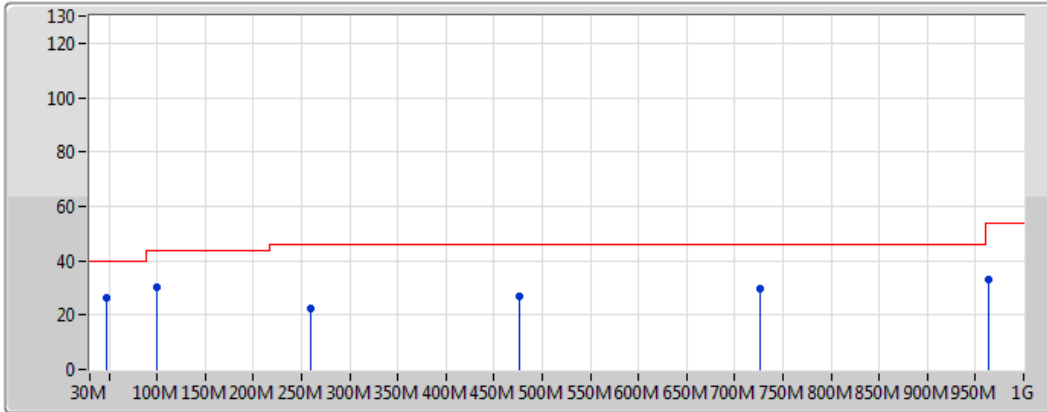
PK 

Type	Freq (Hz)	Level (dBuV/m)	Limit (dBuV/m)	Margin (dB)	Factor (dB)	Dist (m)	Condition	Azimuth (°)	Height (m)	Comments	Raw (dBuV)	AF (dB)	CL (dB)	PA (dB)
PK	30M	24.12	40.00	-15.88	-4.45	3	Horizontal	0	1.00	-	28.57	23.11	0.29	27.85
PK	99.84M	30.79	43.50	-12.71	-10.37	3	Horizontal	0	1.00	-	41.16	15.97	1.47	27.81
PK	241.46M	22.47	46.00	-23.53	-7.92	3	Horizontal	0	1.00	-	30.39	16.73	2.69	27.34
PK	516.94M	27.09	46.00	-18.91	-2.37	3	Horizontal	0	1.00	-	29.46	22.72	3.40	28.50
PK	664.38M	29.01	46.00	-16.99	-0.38	3	Horizontal	0	1.00	-	29.39	24.19	3.87	28.44
PK	860.32M	31.02	46.00	-14.98	2.12	3	Horizontal	0	1.00	-	28.90	25.67	4.27	27.82

802.11ac VHT80_Nss1,(MCS0)_2TX

5775MHz_PoE

19/03/2018



Legend:

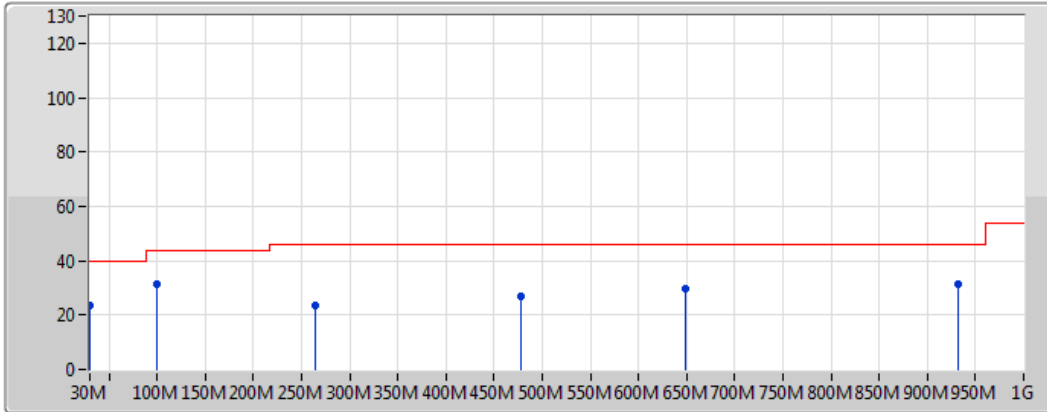
- Lim.PK (Red line)
- PK (Blue dots)

Type	Freq (Hz)	Level (dBuV/m)	Limit (dBuV/m)	Margin (dB)	Factor (dB)	Dist (m)	Condition	Azimuth (°)	Height (m)	Comments	Raw (dBuV)	AF (dB)	CL (dB)	PA (dB)
PK	47.46M	26.21	40.00	-13.79	-12.69	3	Vertical	0	1.00	-	38.90	14.12	0.79	27.60
PK	99.84M	30.50	43.50	-13.00	-10.37	3	Vertical	0	1.00	-	40.87	15.97	1.47	27.81
PK	258.92M	22.61	46.00	-23.39	-5.77	3	Vertical	0	1.00	-	28.38	18.78	2.76	27.30
PK	476.2M	26.97	46.00	-19.03	-2.37	3	Vertical	0	1.00	-	29.34	22.72	3.27	28.36
PK	726.46M	29.47	46.00	-16.53	0.47	3	Vertical	0	1.00	-	29.00	24.68	4.09	28.30
PK	963.14M	32.92	54.00	-21.08	3.91	3	Vertical	0	1.00	-	29.01	26.40	4.91	27.40

802.11ac VHT80_Nss1,(MCS0)_2TX

5775MHz_PoE

19/03/2018



Legend:

- Lim.PK (Red line)
- PK (Blue dots)

Type	Freq (Hz)	Level (dBuV/m)	Limit (dBuV/m)	Margin (dB)	Factor (dB)	Dist (m)	Condition	Azimuth (°)	Height (m)	Comments	Raw (dBuV)	AF (dB)	CL (dB)	PA (dB)
PK	30M	23.80	40.00	-16.20	-4.45	3	Horizontal	360	1.00	-	28.25	23.11	0.29	27.85
PK	99.84M	31.51	43.50	-11.99	-10.37	3	Horizontal	360	1.00	-	41.88	15.97	1.47	27.81
PK	264.74M	23.39	46.00	-22.61	-5.97	3	Horizontal	360	1.00	-	29.36	18.54	2.78	27.29
PK	478.14M	26.88	46.00	-19.12	-2.34	3	Horizontal	360	1.00	-	29.22	22.76	3.28	28.37
PK	648.86M	29.75	46.00	-16.25	-0.41	3	Horizontal	360	1.00	-	30.16	24.26	3.80	28.47
PK	932.1M	31.62	46.00	-14.38	3.25	3	Horizontal	360	1.00	-	28.37	26.09	4.68	27.52



Summary

Mode	Result	Type	Freq (Hz)	Level (dBuV/m)	Limit (dBuV/m)	Margin (dB)	Factor (dB)	Dist (m)	Condition	Azimuth (°)	Height (m)	Comments
5.15-5.25GHz	-	-	-	-	-	-	-	-	-	-	-	-
802.11a_Nss1,(6Mbps)_2TX	Pass	AV	15.52806G	48.31	54.00	-5.69	15.92	3	Vertical	36	1.02	-
802.11ac VHT20_Nss1,(MCS0)_2TX	Pass	AV	15.5307G	47.43	54.00	-6.57	15.91	3	Vertical	144	1.25	-
802.11ac VHT40_Nss1,(MCS0)_2TX	Pass	AV	5.1496G	48.05	54.00	-5.95	3.75	3	Horizontal	243	1.64	-
802.11ac VHT80_Nss1,(MCS0)_2TX	Pass	AV	15.61986G	46.64	54.00	-7.36	15.49	3	Vertical	124	1.51	-
5.25-5.35GHz	-	-	-	-	-	-	-	-	-	-	-	-
802.11a_Nss1,(6Mbps)_2TX	Pass	AV	15.9711G	46.30	54.00	-7.70	13.82	3	Vertical	337	2.24	-
802.11ac VHT20_Nss1,(MCS0)_2TX	Pass	AV	15.97008G	45.66	54.00	-8.34	13.82	3	Vertical	356	1.56	-
802.11ac VHT40_Nss1,(MCS0)_2TX	Pass	AV	15.92472G	46.51	54.00	-7.49	14.04	3	Vertical	170	2.25	-
802.11ac VHT80_Nss1,(MCS0)_2TX	Pass	AV	15.88092G	46.13	54.00	-7.87	14.25	3	Vertical	7	1.17	-
5.47-5.725GHz	-	-	-	-	-	-	-	-	-	-	-	-
802.11a_Nss1,(6Mbps)_2TX	Pass	AV	5.4538G	44.63	54.00	-9.37	4.24	3	Horizontal	243	1.49	-
802.11ac VHT20_Nss1,(MCS0)_2TX	Pass	PK	5.7288G	58.76	68.20	-9.44	4.72	3	Horizontal	237	1.50	-
802.11ac VHT40_Nss1,(MCS0)_2TX	Pass	PK	5.7276G	61.22	68.20	-6.98	4.71	3	Horizontal	131	1.50	-
802.11ac VHT80_Nss1,(MCS0)_2TX	Pass	AV	5.457G	49.14	54.00	-4.86	4.25	3	Horizontal	242	1.52	-
5.725-5.85GHz	-	-	-	-	-	-	-	-	-	-	-	-
802.11a_Nss1,(6Mbps)_2TX	Pass	PK	5.6006G	58.05	68.20	-10.15	4.49	3	Horizontal	138	1.54	-
802.11ac VHT20_Nss1,(MCS0)_2TX	Pass	PK	5.6198G	58.20	68.20	-10.00	4.52	3	Horizontal	140	1.55	-
802.11ac VHT40_Nss1,(MCS0)_2TX	Pass	PK	5.6446G	58.32	68.20	-9.88	4.57	3	Horizontal	126	1.49	-
802.11ac VHT80_Nss1,(MCS0)_2TX	Pass	PK	5.649G	61.07	68.20	-7.13	4.58	3	Horizontal	137	1.50	-



Result

Mode	Result	Type	Freq (Hz)	Level (dBuV/m)	Limit (dBuV/m)	Margin (dB)	Factor (dB)	Dist (m)	Condition	Azimuth (°)	Height (m)	Comments
802.11a_Nss1,(6Mbps)_2TX	-	-	-	-	-	-	-	-	-	-	-	-
5180MHz	Pass	AV	5.149995G	47.34	54.00	-6.66	3.75	3	Horizontal	246	1.54	-
5180MHz	Pass	AV	5.1748G	101.16	Inf	-Inf	3.79	3	Horizontal	246	1.54	-
5180MHz	Pass	PK	5.1498G	60.08	74.00	-13.92	3.75	3	Horizontal	246	1.54	-
5180MHz	Pass	PK	5.175G	110.70	Inf	-Inf	3.79	3	Horizontal	246	1.54	-
5180MHz	Pass	AV	5.1476G	44.71	54.00	-9.29	3.75	3	Vertical	139	1.52	-
5180MHz	Pass	AV	5.1776G	98.35	Inf	-Inf	3.79	3	Vertical	139	1.52	-
5180MHz	Pass	PK	5.147G	57.61	74.00	-16.39	3.75	3	Vertical	139	1.52	-
5180MHz	Pass	PK	5.1828G	108.47	Inf	-Inf	3.80	3	Vertical	139	1.52	-
5180MHz	Pass	AV	15.525G	48.00	54.00	-6.00	15.94	3	Horizontal	203	2.19	-
5180MHz	Pass	PK	15.54966G	61.26	74.00	-12.74	15.82	3	Horizontal	203	2.19	-
5180MHz	Pass	AV	15.52806G	48.31	54.00	-5.69	15.92	3	Vertical	36	1.02	-
5180MHz	Pass	PK	15.53142G	61.29	74.00	-12.71	15.91	3	Vertical	36	1.02	-
5200MHz	Pass	AV	5.12G	45.25	54.00	-8.75	3.70	3	Horizontal	244	1.63	-
5200MHz	Pass	AV	5.1948G	103.87	Inf	-Inf	3.82	3	Horizontal	244	1.63	-
5200MHz	Pass	PK	5.1448G	57.23	74.00	-16.77	3.74	3	Horizontal	244	1.63	-
5200MHz	Pass	PK	5.1952G	113.40	Inf	-Inf	3.82	3	Horizontal	244	1.63	-
5200MHz	Pass	AV	5.1196G	44.35	54.00	-9.65	3.70	3	Vertical	138	1.78	-
5200MHz	Pass	AV	5.198G	101.00	Inf	-Inf	3.83	3	Vertical	138	1.78	-
5200MHz	Pass	PK	5.1248G	57.10	74.00	-16.90	3.71	3	Vertical	138	1.78	-
5200MHz	Pass	PK	5.1976G	111.25	Inf	-Inf	3.83	3	Vertical	138	1.78	-
5200MHz	Pass	AV	15.58536G	46.96	54.00	-7.04	15.65	3	Horizontal	165	1.74	-
5200MHz	Pass	PK	15.60042G	59.71	74.00	-14.29	15.58	3	Horizontal	165	1.74	-
5200MHz	Pass	AV	15.58506G	46.89	54.00	-7.11	15.65	3	Vertical	347	2.28	-
5200MHz	Pass	PK	15.60396G	59.46	74.00	-14.54	15.56	3	Vertical	347	2.28	-
5240MHz	Pass	AV	5.12G	45.10	54.00	-8.90	3.70	3	Horizontal	244	1.63	-
5240MHz	Pass	AV	5.2352G	103.62	Inf	-Inf	3.89	3	Horizontal	244	1.63	-
5240MHz	Pass	AV	5.3666G	43.93	54.00	-10.07	4.11	3	Horizontal	244	1.63	-
5240MHz	Pass	PK	5.1128G	56.46	74.00	-17.54	3.70	3	Horizontal	244	1.63	-
5240MHz	Pass	PK	5.2454G	113.43	Inf	-Inf	3.91	3	Horizontal	244	1.63	-
5240MHz	Pass	PK	5.3744G	56.29	74.00	-17.71	4.12	3	Horizontal	244	1.63	-
5240MHz	Pass	AV	5.12G	44.33	54.00	-9.67	3.70	3	Vertical	139	1.48	-
5240MHz	Pass	AV	5.2376G	100.09	Inf	-Inf	3.89	3	Vertical	139	1.48	-
5240MHz	Pass	AV	5.3714G	43.83	54.00	-10.17	4.12	3	Vertical	139	1.48	-
5240MHz	Pass	PK	5.09G	57.02	74.00	-16.98	3.66	3	Vertical	139	1.48	-
5240MHz	Pass	PK	5.2376G	110.33	Inf	-Inf	3.89	3	Vertical	139	1.48	-
5240MHz	Pass	PK	5.3612G	56.95	74.00	-17.05	4.09	3	Vertical	139	1.48	-
5240MHz	Pass	AV	15.71124G	44.98	54.00	-9.02	15.05	3	Horizontal	216	1.50	-
5240MHz	Pass	PK	15.73188G	57.84	74.00	-16.16	14.95	3	Horizontal	216	1.50	-
5240MHz	Pass	AV	15.70926G	44.99	54.00	-9.01	15.06	3	Vertical	338	1.50	-
5240MHz	Pass	PK	15.71766G	57.99	74.00	-16.01	15.02	3	Vertical	338	1.50	-
5260MHz	Pass	AV	5.1196G	44.50	54.00	-9.50	3.70	3	Horizontal	246	1.50	-
5260MHz	Pass	AV	5.2654G	97.96	Inf	-Inf	3.94	3	Horizontal	246	1.50	-
5260MHz	Pass	AV	5.4016G	44.19	54.00	-9.81	4.16	3	Horizontal	246	1.50	-
5260MHz	Pass	PK	5.1214G	56.77	74.00	-17.23	3.71	3	Horizontal	246	1.50	-
5260MHz	Pass	PK	5.2654G	108.23	Inf	-Inf	3.94	3	Horizontal	246	1.50	-
5260MHz	Pass	PK	5.407G	56.36	74.00	-17.64	4.17	3	Horizontal	246	1.50	-
5260MHz	Pass	AV	5.1196G	43.82	54.00	-10.18	3.70	3	Vertical	241	1.50	-



RSE TX above 1GHz Result

Appendix B.2

Mode	Result	Type	Freq (Hz)	Level (dBuV/m)	Limit (dBuV/m)	Margin (dB)	Factor (dB)	Dist (m)	Condition	Azimuth (°)	Height (m)	Comments
5260MHz	Pass	AV	5.263G	94.86	Inf	-Inf	3.94	3	Vertical	241	1.50	-
5260MHz	Pass	AV	5.404G	44.09	54.00	-9.91	4.16	3	Vertical	241	1.50	-
5260MHz	Pass	PK	5.1274G	56.03	74.00	-17.97	3.71	3	Vertical	241	1.50	-
5260MHz	Pass	PK	5.263G	104.67	Inf	-Inf	3.94	3	Vertical	241	1.50	-
5260MHz	Pass	PK	5.4076G	56.57	74.00	-17.43	4.17	3	Vertical	241	1.50	-
5260MHz	Pass	AV	15.70884G	45.10	54.00	-8.90	15.06	3	Horizontal	130	1.60	-
5260MHz	Pass	PK	15.71058G	57.89	74.00	-16.11	15.05	3	Horizontal	130	1.60	-
5260MHz	Pass	AV	15.70938G	44.94	54.00	-9.06	15.06	3	Vertical	181	1.50	-
5260MHz	Pass	PK	15.71166G	58.29	74.00	-15.71	15.05	3	Vertical	181	1.50	-
5300MHz	Pass	AV	5.2952G	96.58	Inf	-Inf	3.99	3	Horizontal	242	1.50	-
5300MHz	Pass	AV	5.3988G	44.20	54.00	-9.80	4.16	3	Horizontal	242	1.50	-
5300MHz	Pass	PK	5.3056G	106.17	Inf	-Inf	4.01	3	Horizontal	242	1.50	-
5300MHz	Pass	PK	5.4G	56.40	74.00	-17.60	4.16	3	Horizontal	242	1.50	-
5300MHz	Pass	AV	5.3024G	94.12	Inf	-Inf	4.00	3	Vertical	331	1.50	-
5300MHz	Pass	AV	5.3932G	44.30	54.00	-9.70	4.15	3	Vertical	331	1.50	-
5300MHz	Pass	PK	5.3028G	104.76	Inf	-Inf	4.00	3	Vertical	331	1.50	-
5300MHz	Pass	PK	5.3932G	56.11	74.00	-17.89	4.15	3	Vertical	331	1.50	-
5300MHz	Pass	AV	15.91356G	45.79	54.00	-8.21	14.09	3	Horizontal	182	1.01	-
5300MHz	Pass	PK	15.90702G	58.68	74.00	-15.32	14.12	3	Horizontal	182	1.01	-
5300MHz	Pass	AV	15.91056G	45.53	54.00	-8.47	14.10	3	Vertical	283	1.49	-
5300MHz	Pass	PK	15.91386G	59.00	74.00	-15.00	14.09	3	Vertical	283	1.49	-
5320MHz	Pass	AV	5.3252G	96.31	Inf	-Inf	4.04	3	Horizontal	253	1.55	-
5320MHz	Pass	AV	5.3552G	44.58	54.00	-9.42	4.09	3	Horizontal	253	1.55	-
5320MHz	Pass	PK	5.3256G	106.69	Inf	-Inf	4.04	3	Horizontal	253	1.55	-
5320MHz	Pass	PK	5.3542G	57.17	74.00	-16.83	4.09	3	Horizontal	253	1.55	-
5320MHz	Pass	AV	5.3176G	92.92	Inf	-Inf	4.03	3	Vertical	240	1.50	-
5320MHz	Pass	AV	5.3524G	44.28	54.00	-9.72	4.08	3	Vertical	240	1.50	-
5320MHz	Pass	PK	5.313G	103.22	Inf	-Inf	4.02	3	Vertical	240	1.50	-
5320MHz	Pass	PK	5.3632G	56.33	74.00	-17.67	4.11	3	Vertical	240	1.50	-
5320MHz	Pass	AV	15.9618G	46.24	54.00	-7.76	13.86	3	Horizontal	331	1.50	-
5320MHz	Pass	PK	15.97242G	59.27	74.00	-14.73	13.81	3	Horizontal	331	1.50	-
5320MHz	Pass	AV	15.9711G	46.30	54.00	-7.70	13.82	3	Vertical	337	2.24	-
5320MHz	Pass	PK	15.96048G	59.26	74.00	-14.74	13.87	3	Vertical	337	2.24	-
5500MHz	Pass	AV	5.4538G	44.63	54.00	-9.37	4.24	3	Horizontal	243	1.49	-
5500MHz	Pass	AV	5.499G	97.57	Inf	-Inf	4.32	3	Horizontal	243	1.49	-
5500MHz	Pass	PK	5.45G	57.08	74.00	-16.92	4.24	3	Horizontal	243	1.49	-
5500MHz	Pass	PK	5.4696G	57.78	68.20	-10.42	4.27	3	Horizontal	243	1.49	-
5500MHz	Pass	PK	5.4992G	107.21	Inf	-Inf	4.32	3	Horizontal	243	1.49	-
5500MHz	Pass	AV	5.455G	44.37	54.00	-9.63	4.25	3	Vertical	45	1.50	-
5500MHz	Pass	AV	5.5066G	94.37	Inf	-Inf	4.33	3	Vertical	45	1.50	-
5500MHz	Pass	PK	5.455G	56.91	74.00	-17.09	4.25	3	Vertical	45	1.50	-
5500MHz	Pass	PK	5.4654G	57.60	68.20	-10.60	4.27	3	Vertical	45	1.50	-
5500MHz	Pass	PK	5.5068G	104.90	Inf	-Inf	4.33	3	Vertical	45	1.50	-
5500MHz	Pass	AV	10.9898G	43.18	54.00	-10.82	16.00	3	Horizontal	272	1.78	-
5500MHz	Pass	PK	10.9871G	56.61	74.00	-17.39	15.99	3	Horizontal	272	1.78	-
5500MHz	Pass	AV	10.98944G	42.95	54.00	-11.05	16.00	3	Vertical	333	1.24	-
5500MHz	Pass	PK	11.0027G	55.70	74.00	-18.30	16.02	3	Vertical	333	1.24	-
5580MHz	Pass	AV	5.4552G	44.28	54.00	-9.72	4.25	3	Horizontal	238	1.50	-
5580MHz	Pass	AV	5.5848G	98.39	Inf	-Inf	4.46	3	Horizontal	238	1.50	-



RSE TX above 1GHz Result

Appendix B.2

Mode	Result	Type	Freq (Hz)	Level (dBuV/m)	Limit (dBuV/m)	Margin (dB)	Factor (dB)	Dist (m)	Condition	Azimuth (°)	Height (m)	Comments
5580MHz	Pass	PK	5.4582G	56.21	74.00	-17.79	4.25	3	Horizontal	238	1.50	-
5580MHz	Pass	PK	5.4696G	56.37	68.20	-11.83	4.27	3	Horizontal	238	1.50	-
5580MHz	Pass	PK	5.5794G	107.92	Inf	-Inf	4.45	3	Horizontal	238	1.50	-
5580MHz	Pass	PK	5.727G	56.69	68.20	-11.51	4.71	3	Horizontal	238	1.50	-
5580MHz	Pass	AV	5.4378G	44.11	54.00	-9.89	4.23	3	Vertical	246	1.54	-
5580MHz	Pass	AV	5.5818G	96.99	Inf	-Inf	4.46	3	Vertical	246	1.54	-
5580MHz	Pass	PK	5.448G	56.46	74.00	-17.54	4.24	3	Vertical	246	1.54	-
5580MHz	Pass	PK	5.4612G	55.84	68.20	-12.36	4.25	3	Vertical	246	1.54	-
5580MHz	Pass	PK	5.5818G	107.45	Inf	-Inf	4.46	3	Vertical	246	1.54	-
5580MHz	Pass	PK	5.7294G	56.09	68.20	-12.11	4.72	3	Vertical	246	1.54	-
5580MHz	Pass	AV	11.14542G	42.44	54.00	-11.56	15.82	3	Horizontal	213	2.30	-
5580MHz	Pass	PK	11.16792G	55.71	74.00	-18.29	15.79	3	Horizontal	213	2.30	-
5580MHz	Pass	AV	11.14908G	42.50	54.00	-11.50	15.82	3	Vertical	211	1.17	-
5580MHz	Pass	PK	11.15082G	55.25	74.00	-18.75	15.81	3	Vertical	211	1.17	-
5700MHz	Pass	AV	5.7032G	98.77	Inf	-Inf	4.68	3	Horizontal	137	1.50	-
5700MHz	Pass	AV	5.7276G	45.43	Inf	-Inf	4.71	3	Horizontal	137	1.50	-
5700MHz	Pass	PK	5.7032G	108.87	Inf	-Inf	4.68	3	Horizontal	137	1.50	-
5700MHz	Pass	PK	5.7276G	58.13	68.20	-10.07	4.71	3	Horizontal	137	1.50	-
5700MHz	Pass	AV	5.7012G	97.29	Inf	-Inf	4.67	3	Vertical	244	1.54	-
5700MHz	Pass	AV	5.7264G	45.55	Inf	-Inf	4.71	3	Vertical	244	1.54	-
5700MHz	Pass	PK	5.7056G	107.83	Inf	-Inf	4.68	3	Vertical	244	1.54	-
5700MHz	Pass	PK	5.726G	58.76	68.20	-9.44	4.71	3	Vertical	244	1.54	-
5700MHz	Pass	AV	11.38722G	42.94	54.00	-11.06	15.49	3	Horizontal	290	2.11	-
5700MHz	Pass	PK	11.40042G	55.99	74.00	-18.01	15.48	3	Horizontal	290	2.11	-
5700MHz	Pass	AV	11.39118G	42.87	54.00	-11.13	15.49	3	Vertical	161	1.88	-
5700MHz	Pass	PK	11.40618G	55.65	74.00	-18.35	15.47	3	Vertical	161	1.88	-
5720MHz Straddle 5.47-5.725GHz	Pass	AV	5.4572G	44.10	54.00	-9.90	4.25	3	Horizontal	137	1.50	-
5720MHz Straddle 5.47-5.725GHz	Pass	AV	5.7128G	97.20	Inf	-Inf	4.69	3	Horizontal	137	1.50	-
5720MHz Straddle 5.47-5.725GHz	Pass	PK	5.432G	56.08	74.00	-17.92	4.21	3	Horizontal	137	1.50	-
5720MHz Straddle 5.47-5.725GHz	Pass	PK	5.462G	55.40	68.20	-12.80	4.25	3	Horizontal	137	1.50	-
5720MHz Straddle 5.47-5.725GHz	Pass	PK	5.7128G	107.35	Inf	-Inf	4.69	3	Horizontal	137	1.50	-
5720MHz Straddle 5.47-5.725GHz	Pass	PK	5.8532G	56.81	68.20	-11.39	4.95	3	Horizontal	137	1.50	-
5720MHz Straddle 5.47-5.725GHz	Pass	AV	5.4248G	44.13	54.00	-9.87	4.20	3	Vertical	213	1.50	-
5720MHz Straddle 5.47-5.725GHz	Pass	AV	5.7248G	95.88	Inf	-Inf	4.71	3	Vertical	213	1.50	-
5720MHz Straddle 5.47-5.725GHz	Pass	PK	5.4572G	56.43	74.00	-17.57	4.25	3	Vertical	213	1.50	-
5720MHz Straddle 5.47-5.725GHz	Pass	PK	5.468G	55.92	68.20	-12.28	4.27	3	Vertical	213	1.50	-
5720MHz Straddle 5.47-5.725GHz	Pass	PK	5.726G	106.06	Inf	-Inf	4.72	3	Vertical	213	1.50	-
5720MHz Straddle 5.47-5.725GHz	Pass	PK	5.9744G	56.86	68.20	-11.34	5.16	3	Vertical	213	1.50	-
5720MHz Straddle 5.47-5.725GHz	Pass	AV	11.4277G	42.81	54.00	-11.19	15.44	3	Horizontal	224	2.21	-
5720MHz Straddle 5.47-5.725GHz	Pass	PK	11.42956G	55.77	74.00	-18.23	15.44	3	Horizontal	224	2.21	-
5720MHz Straddle 5.47-5.725GHz	Pass	AV	11.42716G	42.71	54.00	-11.29	15.44	3	Vertical	342	1.57	-
5720MHz Straddle 5.47-5.725GHz	Pass	PK	11.44666G	55.48	74.00	-18.52	15.41	3	Vertical	342	1.57	-
5745MHz	Pass	AV	5.7486G	107.69	Inf	-Inf	4.76	3	Horizontal	128	1.49	-
5745MHz	Pass	PK	5.6034G	57.41	68.20	-10.79	4.50	3	Horizontal	128	1.49	-
5745MHz	Pass	PK	5.7426G	118.07	Inf	-Inf	4.75	3	Horizontal	128	1.49	-
5745MHz	Pass	PK	5.979G	57.21	68.20	-10.99	5.17	3	Horizontal	128	1.49	-
5745MHz	Pass	AV	5.7462G	105.86	Inf	-Inf	4.75	3	Vertical	211	1.62	-
5745MHz	Pass	PK	5.6214G	56.99	68.20	-11.21	4.52	3	Vertical	211	1.62	-
5745MHz	Pass	PK	5.7414G	116.24	Inf	-Inf	4.74	3	Vertical	211	1.62	-



RSE TX above 1GHz Result

Appendix B.2

Mode	Result	Type	Freq (Hz)	Level (dBuV/m)	Limit (dBuV/m)	Margin (dB)	Factor (dB)	Dist (m)	Condition	Azimuth (°)	Height (m)	Comments
5745MHz	Pass	PK	5.937G	56.54	68.20	-11.66	5.09	3	Vertical	211	1.62	-
5745MHz	Pass	AV	11.4813G	43.02	54.00	-10.98	15.37	3	Horizontal	277	1.89	-
5745MHz	Pass	PK	11.47764G	56.30	74.00	-17.70	15.37	3	Horizontal	277	1.89	-
5745MHz	Pass	AV	11.47674G	43.00	54.00	-11.00	15.37	3	Vertical	179	1.96	-
5745MHz	Pass	PK	11.47614G	55.81	74.00	-18.19	15.37	3	Vertical	179	1.96	-
5785MHz	Pass	AV	5.7886G	104.75	Inf	-Inf	4.83	3	Horizontal	132	1.50	-
5785MHz	Pass	PK	5.5114G	57.70	68.20	-10.50	4.34	3	Horizontal	132	1.50	-
5785MHz	Pass	PK	5.7886G	114.70	Inf	-Inf	4.83	3	Horizontal	132	1.50	-
5785MHz	Pass	PK	5.9782G	57.12	68.20	-11.08	5.17	3	Horizontal	132	1.50	-
5785MHz	Pass	AV	5.791G	102.32	Inf	-Inf	4.83	3	Vertical	212	1.49	-
5785MHz	Pass	PK	5.6014G	57.77	68.20	-10.43	4.49	3	Vertical	212	1.49	-
5785MHz	Pass	PK	5.791G	113.41	Inf	-Inf	4.83	3	Vertical	212	1.49	-
5785MHz	Pass	PK	5.9734G	56.99	68.20	-11.21	5.16	3	Vertical	212	1.49	-
5785MHz	Pass	AV	11.56178G	42.12	54.00	-11.88	15.26	3	Horizontal	116	1.77	-
5785MHz	Pass	PK	11.57978G	55.29	74.00	-18.71	15.23	3	Horizontal	116	1.77	-
5785MHz	Pass	AV	11.56058G	41.97	54.00	-12.03	15.26	3	Vertical	347	1.19	-
5785MHz	Pass	PK	11.56562G	54.81	74.00	-19.19	15.25	3	Vertical	347	1.19	-
5825MHz	Pass	AV	5.8238G	103.58	Inf	-Inf	4.89	3	Horizontal	138	1.54	-
5825MHz	Pass	PK	5.6006G	58.05	68.20	-10.15	4.49	3	Horizontal	138	1.54	-
5825MHz	Pass	PK	5.8286G	113.47	Inf	-Inf	4.90	3	Horizontal	138	1.54	-
5825MHz	Pass	PK	5.9438G	57.73	68.20	-10.47	5.11	3	Horizontal	138	1.54	-
5825MHz	Pass	AV	5.8262G	102.74	Inf	-Inf	4.90	3	Vertical	86	1.70	-
5825MHz	Pass	PK	5.5346G	57.36	68.20	-10.84	4.38	3	Vertical	86	1.70	-
5825MHz	Pass	PK	5.8214G	112.95	Inf	-Inf	4.89	3	Vertical	86	1.70	-
5825MHz	Pass	PK	5.9258G	57.20	68.20	-11.00	5.07	3	Vertical	86	1.70	-
5825MHz	Pass	AV	11.65552G	41.83	54.00	-12.17	15.13	3	Horizontal	262	2.08	-
5825MHz	Pass	PK	11.65768G	54.36	74.00	-19.64	15.13	3	Horizontal	262	2.08	-
5825MHz	Pass	AV	11.65234G	41.81	54.00	-12.19	15.13	3	Vertical	228	1.32	-
5825MHz	Pass	PK	11.64724G	54.97	74.00	-19.03	15.14	3	Vertical	228	1.32	-
802.11ac VHT20_Nss1,(MCS0)_2TX	-	-	-	-	-	-	-	-	-	-	-	-
5180MHz	Pass	AV	5.1426G	46.30	54.00	-7.70	3.74	3	Horizontal	244	1.50	-
5180MHz	Pass	AV	5.1814G	101.16	Inf	-Inf	3.80	3	Horizontal	244	1.50	-
5180MHz	Pass	PK	5.14G	60.32	74.00	-13.68	3.74	3	Horizontal	244	1.50	-
5180MHz	Pass	PK	5.1814G	112.41	Inf	-Inf	3.80	3	Horizontal	244	1.50	-
5180MHz	Pass	AV	5.149995G	45.97	54.00	-8.03	3.75	3	Vertical	251	1.73	-
5180MHz	Pass	AV	5.1718G	98.65	Inf	-Inf	3.78	3	Vertical	251	1.73	-
5180MHz	Pass	PK	5.1496G	59.59	74.00	-14.41	3.75	3	Vertical	251	1.73	-
5180MHz	Pass	PK	5.1726G	108.82	Inf	-Inf	3.79	3	Vertical	251	1.73	-
5180MHz	Pass	AV	15.52722G	47.40	54.00	-6.60	15.93	3	Horizontal	207	1.37	-
5180MHz	Pass	PK	15.53454G	61.12	74.00	-12.88	15.89	3	Horizontal	207	1.37	-
5180MHz	Pass	AV	15.5307G	47.43	54.00	-6.57	15.91	3	Vertical	144	1.25	-
5180MHz	Pass	PK	15.54984G	60.85	74.00	-13.15	15.82	3	Vertical	144	1.25	-
5200MHz	Pass	AV	5.1196G	44.86	54.00	-9.14	3.70	3	Horizontal	243	1.63	-
5200MHz	Pass	AV	5.1984G	104.32	Inf	-Inf	3.83	3	Horizontal	243	1.63	-
5200MHz	Pass	PK	5.1424G	58.85	74.00	-15.15	3.74	3	Horizontal	243	1.63	-
5200MHz	Pass	PK	5.1992G	115.18	Inf	-Inf	3.83	3	Horizontal	243	1.63	-
5200MHz	Pass	AV	5.1196G	44.05	54.00	-9.95	3.70	3	Vertical	137	1.83	-
5200MHz	Pass	AV	5.192G	100.41	Inf	-Inf	3.82	3	Vertical	137	1.83	-
5200MHz	Pass	PK	5.1492G	57.66	74.00	-16.34	3.75	3	Vertical	137	1.83	-



RSE TX above 1GHz Result

Appendix B.2

Mode	Result	Type	Freq (Hz)	Level (dBuV/m)	Limit (dBuV/m)	Margin (dB)	Factor (dB)	Dist (m)	Condition	Azimuth (°)	Height (m)	Comments
5200MHz	Pass	PK	5.1936G	111.05	Inf	-Inf	3.82	3	Vertical	137	1.83	-
5200MHz	Pass	AV	15.588G	46.38	54.00	-7.62	15.64	3	Horizontal	228	1.46	-
5200MHz	Pass	PK	15.58512G	60.44	74.00	-13.56	15.65	3	Horizontal	228	1.46	-
5200MHz	Pass	AV	15.58896G	46.45	54.00	-7.55	15.63	3	Vertical	69	2.22	-
5200MHz	Pass	PK	15.615G	59.60	74.00	-14.40	15.51	3	Vertical	69	2.22	-
5240MHz	Pass	AV	5.1194G	44.64	54.00	-9.36	3.70	3	Horizontal	243	1.50	-
5240MHz	Pass	AV	5.2418G	103.26	Inf	-Inf	3.90	3	Horizontal	243	1.50	-
5240MHz	Pass	AV	5.3732G	43.57	54.00	-10.43	4.12	3	Horizontal	243	1.50	-
5240MHz	Pass	PK	5.1302G	57.39	74.00	-16.61	3.72	3	Horizontal	243	1.50	-
5240MHz	Pass	PK	5.2418G	114.71	Inf	-Inf	3.90	3	Horizontal	243	1.50	-
5240MHz	Pass	PK	5.366G	56.17	74.00	-17.83	4.11	3	Horizontal	243	1.50	-
5240MHz	Pass	AV	5.12G	44.16	54.00	-9.84	3.70	3	Vertical	140	1.50	-
5240MHz	Pass	AV	5.2316G	99.72	Inf	-Inf	3.88	3	Vertical	140	1.50	-
5240MHz	Pass	AV	5.3894G	43.41	54.00	-10.59	4.15	3	Vertical	140	1.50	-
5240MHz	Pass	PK	5.141G	56.95	74.00	-17.05	3.74	3	Vertical	140	1.50	-
5240MHz	Pass	PK	5.2328G	109.79	Inf	-Inf	3.89	3	Vertical	140	1.50	-
5240MHz	Pass	PK	5.3888G	55.93	74.00	-18.07	4.15	3	Vertical	140	1.50	-
5240MHz	Pass	AV	15.70848G	44.61	54.00	-9.39	15.06	3	Horizontal	297	2.05	-
5240MHz	Pass	PK	15.70788G	57.94	74.00	-16.06	15.07	3	Horizontal	297	2.05	-
5240MHz	Pass	AV	15.70536G	44.64	54.00	-9.36	15.08	3	Vertical	2	1.48	-
5240MHz	Pass	PK	15.7119G	58.09	74.00	-15.91	15.05	3	Vertical	2	1.48	-
5260MHz	Pass	AV	5.1196G	44.45	54.00	-9.55	3.70	3	Horizontal	247	1.50	-
5260MHz	Pass	AV	5.2624G	98.29	Inf	-Inf	3.94	3	Horizontal	247	1.50	-
5260MHz	Pass	AV	5.4058G	43.85	54.00	-10.15	4.17	3	Horizontal	247	1.50	-
5260MHz	Pass	PK	5.1214G	56.22	74.00	-17.78	3.71	3	Horizontal	247	1.50	-
5260MHz	Pass	PK	5.2618G	109.66	Inf	-Inf	3.94	3	Horizontal	247	1.50	-
5260MHz	Pass	PK	5.3896G	56.64	74.00	-17.36	4.15	3	Horizontal	247	1.50	-
5260MHz	Pass	AV	5.1196G	43.74	54.00	-10.26	3.70	3	Vertical	213	1.72	-
5260MHz	Pass	AV	5.2678G	93.90	Inf	-Inf	3.95	3	Vertical	213	1.72	-
5260MHz	Pass	AV	5.41G	43.62	54.00	-10.38	4.17	3	Vertical	213	1.72	-
5260MHz	Pass	PK	5.1466G	56.46	74.00	-17.54	3.75	3	Vertical	213	1.72	-
5260MHz	Pass	PK	5.2672G	104.40	Inf	-Inf	3.94	3	Vertical	213	1.72	-
5260MHz	Pass	PK	5.3944G	56.54	74.00	-17.46	4.15	3	Vertical	213	1.72	-
5260MHz	Pass	AV	15.7683G	43.78	54.00	-10.22	14.78	3	Horizontal	105	2.42	-
5260MHz	Pass	PK	15.78978G	57.33	74.00	-16.67	14.68	3	Horizontal	105	2.42	-
5260MHz	Pass	AV	15.77292G	43.81	54.00	-10.19	14.76	3	Vertical	347	1.46	-
5260MHz	Pass	PK	15.77166G	57.60	74.00	-16.40	14.76	3	Vertical	347	1.46	-
5300MHz	Pass	AV	5.2984G	97.07	Inf	-Inf	4.00	3	Horizontal	242	1.50	-
5300MHz	Pass	AV	5.396G	43.81	54.00	-10.19	4.16	3	Horizontal	242	1.50	-
5300MHz	Pass	PK	5.3016G	108.49	Inf	-Inf	4.00	3	Horizontal	242	1.50	-
5300MHz	Pass	PK	5.396G	56.00	74.00	-18.00	4.16	3	Horizontal	242	1.50	-
5300MHz	Pass	AV	5.2932G	93.98	Inf	-Inf	3.99	3	Vertical	211	1.50	-
5300MHz	Pass	AV	5.392G	43.65	54.00	-10.35	4.15	3	Vertical	211	1.50	-
5300MHz	Pass	PK	5.2936G	104.92	Inf	-Inf	3.99	3	Vertical	211	1.50	-
5300MHz	Pass	PK	5.3952G	56.64	74.00	-17.36	4.15	3	Vertical	211	1.50	-
5300MHz	Pass	AV	15.9138G	45.11	54.00	-8.89	14.09	3	Horizontal	326	2.08	-
5300MHz	Pass	PK	15.89946G	58.38	74.00	-15.62	14.16	3	Horizontal	326	2.08	-
5300MHz	Pass	AV	15.91344G	45.07	54.00	-8.93	14.09	3	Vertical	131	1.89	-
5300MHz	Pass	PK	15.90354G	58.12	74.00	-15.88	14.14	3	Vertical	131	1.89	-



RSE TX above 1GHz Result

Appendix B.2

Mode	Result	Type	Freq (Hz)	Level (dBuV/m)	Limit (dBuV/m)	Margin (dB)	Factor (dB)	Dist (m)	Condition	Azimuth (°)	Height (m)	Comments
5320MHz	Pass	AV	5.3218G	96.69	Inf	-Inf	4.03	3	Horizontal	247	1.63	-
5320MHz	Pass	AV	5.3532G	44.14	54.00	-9.86	4.08	3	Horizontal	247	1.63	-
5320MHz	Pass	PK	5.3214G	108.12	Inf	-Inf	4.03	3	Horizontal	247	1.63	-
5320MHz	Pass	PK	5.3596G	57.07	74.00	-16.93	4.09	3	Horizontal	247	1.63	-
5320MHz	Pass	AV	5.313G	93.49	Inf	-Inf	4.02	3	Vertical	88	1.49	-
5320MHz	Pass	AV	5.351G	43.87	54.00	-10.13	4.08	3	Vertical	88	1.49	-
5320MHz	Pass	PK	5.3136G	104.21	Inf	-Inf	4.02	3	Vertical	88	1.49	-
5320MHz	Pass	PK	5.359G	56.77	74.00	-17.23	4.09	3	Vertical	88	1.49	-
5320MHz	Pass	AV	15.9702G	45.59	54.00	-8.41	13.82	3	Horizontal	227	2.49	-
5320MHz	Pass	PK	15.97014G	58.64	74.00	-15.36	13.82	3	Horizontal	227	2.49	-
5320MHz	Pass	AV	15.97008G	45.66	54.00	-8.34	13.82	3	Vertical	356	1.56	-
5320MHz	Pass	PK	15.97248G	58.83	74.00	-15.17	13.81	3	Vertical	356	1.56	-
5500MHz	Pass	AV	5.4522G	44.46	54.00	-9.54	4.24	3	Horizontal	248	1.50	-
5500MHz	Pass	AV	5.4972G	97.44	Inf	-Inf	4.32	3	Horizontal	248	1.50	-
5500MHz	Pass	PK	5.4564G	56.97	74.00	-17.03	4.25	3	Horizontal	248	1.50	-
5500MHz	Pass	PK	5.4622G	57.82	68.20	-10.38	4.25	3	Horizontal	248	1.50	-
5500MHz	Pass	PK	5.4968G	107.79	Inf	-Inf	4.31	3	Horizontal	248	1.50	-
5500MHz	Pass	AV	5.459G	44.07	54.00	-9.93	4.25	3	Vertical	46	1.47	-
5500MHz	Pass	AV	5.507G	95.16	Inf	-Inf	4.33	3	Vertical	46	1.47	-
5500MHz	Pass	PK	5.4552G	57.09	74.00	-16.91	4.25	3	Vertical	46	1.47	-
5500MHz	Pass	PK	5.4604G	57.32	68.20	-10.88	4.25	3	Vertical	46	1.47	-
5500MHz	Pass	PK	5.5074G	105.56	Inf	-Inf	4.33	3	Vertical	46	1.47	-
5500MHz	Pass	AV	10.98842G	42.50	54.00	-11.50	15.99	3	Horizontal	218	1.58	-
5500MHz	Pass	PK	10.9856G	56.49	74.00	-17.51	15.99	3	Horizontal	218	1.58	-
5500MHz	Pass	AV	10.9883G	42.48	54.00	-11.52	15.99	3	Vertical	105	1.84	-
5500MHz	Pass	PK	10.99604G	55.85	74.00	-18.15	16.01	3	Vertical	105	1.84	-
5580MHz	Pass	AV	5.4456G	44.02	54.00	-9.98	4.23	3	Horizontal	246	1.50	-
5580MHz	Pass	AV	5.5776G	98.65	Inf	-Inf	4.45	3	Horizontal	246	1.50	-
5580MHz	Pass	PK	5.4498G	57.18	74.00	-16.82	4.24	3	Horizontal	246	1.50	-
5580MHz	Pass	PK	5.4678G	56.66	68.20	-11.54	4.27	3	Horizontal	246	1.50	-
5580MHz	Pass	PK	5.577G	109.15	Inf	-Inf	4.45	3	Horizontal	246	1.50	-
5580MHz	Pass	PK	5.7258G	56.91	68.20	-11.29	4.71	3	Horizontal	246	1.50	-
5580MHz	Pass	AV	5.4558G	43.78	54.00	-10.22	4.25	3	Vertical	247	1.70	-
5580MHz	Pass	AV	5.5854G	96.76	Inf	-Inf	4.47	3	Vertical	247	1.70	-
5580MHz	Pass	PK	5.4534G	56.47	74.00	-17.53	4.24	3	Vertical	247	1.70	-
5580MHz	Pass	PK	5.4636G	56.10	68.20	-12.10	4.27	3	Vertical	247	1.70	-
5580MHz	Pass	PK	5.5848G	107.39	Inf	-Inf	4.46	3	Vertical	247	1.70	-
5580MHz	Pass	PK	5.7288G	56.77	68.20	-11.43	4.72	3	Vertical	247	1.70	-
5580MHz	Pass	AV	11.14602G	41.85	54.00	-12.15	15.82	3	Horizontal	224	1.31	-
5580MHz	Pass	PK	11.1558G	54.87	74.00	-19.13	15.81	3	Horizontal	224	1.31	-
5580MHz	Pass	AV	11.16366G	41.88	54.00	-12.12	15.80	3	Vertical	251	1.36	-
5580MHz	Pass	PK	11.15034G	55.09	74.00	-18.91	15.82	3	Vertical	251	1.36	-
5700MHz	Pass	AV	5.6956G	98.86	Inf	-Inf	4.66	3	Horizontal	237	1.50	-
5700MHz	Pass	PK	5.6944G	109.48	Inf	-Inf	4.66	3	Horizontal	237	1.50	-
5700MHz	Pass	PK	5.7288G	58.76	68.20	-9.44	4.72	3	Horizontal	237	1.50	-
5700MHz	Pass	AV	5.7024G	98.07	Inf	-Inf	4.67	3	Vertical	244	1.50	-
5700MHz	Pass	PK	5.7016G	108.85	Inf	-Inf	4.67	3	Vertical	244	1.50	-
5700MHz	Pass	PK	5.7252G	58.03	68.20	-10.17	4.71	3	Vertical	244	1.50	-
5700MHz	Pass	AV	11.39544G	42.38	54.00	-11.62	15.48	3	Horizontal	175	2.05	-



RSE TX above 1GHz Result

Appendix B.2

Mode	Result	Type	Freq (Hz)	Level (dBuV/m)	Limit (dBuV/m)	Margin (dB)	Factor (dB)	Dist (m)	Condition	Azimuth (°)	Height (m)	Comments
5700MHz	Pass	PK	11.4132G	55.47	74.00	-18.53	15.46	3	Horizontal	175	2.05	-
5700MHz	Pass	AV	11.39568G	42.48	54.00	-11.52	15.48	3	Vertical	225	1.97	-
5700MHz	Pass	PK	11.41368G	55.13	74.00	-18.87	15.46	3	Vertical	225	1.97	-
5720MHz Straddle 5.47-5.725GHz	Pass	AV	5.4584G	43.78	54.00	-10.22	4.25	3	Horizontal	136	1.50	-
5720MHz Straddle 5.47-5.725GHz	Pass	AV	5.7152G	97.78	Inf	-Inf	4.70	3	Horizontal	136	1.50	-
5720MHz Straddle 5.47-5.725GHz	Pass	PK	5.45G	56.66	74.00	-17.34	4.24	3	Horizontal	136	1.50	-
5720MHz Straddle 5.47-5.725GHz	Pass	PK	5.4656G	56.39	68.20	-11.81	4.27	3	Horizontal	136	1.50	-
5720MHz Straddle 5.47-5.725GHz	Pass	PK	5.714G	108.35	Inf	-Inf	4.70	3	Horizontal	136	1.50	-
5720MHz Straddle 5.47-5.725GHz	Pass	PK	5.9648G	57.24	68.20	-10.96	5.14	3	Horizontal	136	1.50	-
5720MHz Straddle 5.47-5.725GHz	Pass	AV	5.4464G	43.74	54.00	-10.26	4.24	3	Vertical	212	1.50	-
5720MHz Straddle 5.47-5.725GHz	Pass	AV	5.7236G	95.78	Inf	-Inf	4.71	3	Vertical	212	1.50	-
5720MHz Straddle 5.47-5.725GHz	Pass	PK	5.438G	56.26	74.00	-17.74	4.23	3	Vertical	212	1.50	-
5720MHz Straddle 5.47-5.725GHz	Pass	PK	5.468G	55.56	68.20	-12.64	4.27	3	Vertical	212	1.50	-
5720MHz Straddle 5.47-5.725GHz	Pass	PK	5.7248G	106.20	Inf	-Inf	4.71	3	Vertical	212	1.50	-
5720MHz Straddle 5.47-5.725GHz	Pass	PK	5.9072G	57.46	68.20	-10.74	5.04	3	Vertical	212	1.50	-
5720MHz Straddle 5.47-5.725GHz	Pass	AV	11.43274G	42.21	54.00	-11.79	15.43	3	Horizontal	274	2.22	-
5720MHz Straddle 5.47-5.725GHz	Pass	PK	11.42602G	56.06	74.00	-17.94	15.44	3	Horizontal	274	2.22	-
5720MHz Straddle 5.47-5.725GHz	Pass	AV	11.4499G	42.26	54.00	-11.74	15.41	3	Vertical	55	1.86	-
5720MHz Straddle 5.47-5.725GHz	Pass	PK	11.43274G	55.87	74.00	-18.13	15.43	3	Vertical	55	1.86	-
5745MHz	Pass	AV	5.7402G	107.39	Inf	-Inf	4.74	3	Horizontal	129	1.56	-
5745MHz	Pass	PK	5.5698G	57.41	68.20	-10.79	4.44	3	Horizontal	129	1.56	-
5745MHz	Pass	PK	5.739G	118.13	Inf	-Inf	4.74	3	Horizontal	129	1.56	-
5745MHz	Pass	PK	5.937G	57.27	68.20	-10.93	5.09	3	Horizontal	129	1.56	-
5745MHz	Pass	AV	5.7486G	105.59	Inf	-Inf	4.76	3	Vertical	211	1.63	-
5745MHz	Pass	PK	5.5866G	57.73	68.20	-10.47	4.46	3	Vertical	211	1.63	-
5745MHz	Pass	PK	5.7486G	115.97	Inf	-Inf	4.76	3	Vertical	211	1.63	-
5745MHz	Pass	PK	5.9814G	56.87	68.20	-11.33	5.17	3	Vertical	211	1.63	-
5745MHz	Pass	AV	11.4927G	42.29	54.00	-11.71	15.35	3	Horizontal	251	1.83	-
5745MHz	Pass	PK	11.502G	55.72	74.00	-18.28	15.34	3	Horizontal	251	1.83	-
5745MHz	Pass	AV	11.47818G	42.15	54.00	-11.85	15.37	3	Vertical	243	1.75	-
5745MHz	Pass	PK	11.50242G	55.78	74.00	-18.22	15.34	3	Vertical	243	1.75	-
5785MHz	Pass	AV	5.779G	106.59	Inf	-Inf	4.81	3	Horizontal	137	1.55	-
5785MHz	Pass	PK	5.5714G	57.42	68.20	-10.78	4.44	3	Horizontal	137	1.55	-
5785MHz	Pass	PK	5.779G	117.46	Inf	-Inf	4.81	3	Horizontal	137	1.55	-
5785MHz	Pass	PK	5.9266G	57.03	68.20	-11.17	5.07	3	Horizontal	137	1.55	-
5785MHz	Pass	AV	5.7886G	104.86	Inf	-Inf	4.83	3	Vertical	212	1.50	-
5785MHz	Pass	PK	5.5882G	57.32	68.20	-10.88	4.47	3	Vertical	212	1.50	-
5785MHz	Pass	PK	5.7898G	115.81	Inf	-Inf	4.83	3	Vertical	212	1.50	-
5785MHz	Pass	PK	5.9854G	57.68	68.20	-10.52	5.17	3	Vertical	212	1.50	-
5785MHz	Pass	AV	11.57402G	41.64	54.00	-12.36	15.24	3	Horizontal	293	1.59	-
5785MHz	Pass	PK	11.56832G	55.49	74.00	-18.51	15.25	3	Horizontal	293	1.59	-
5785MHz	Pass	AV	11.5712G	41.40	54.00	-12.60	15.24	3	Vertical	291	1.02	-
5785MHz	Pass	PK	11.5841G	55.51	74.00	-18.49	15.23	3	Vertical	291	1.02	-
5825MHz	Pass	AV	5.8202G	103.46	Inf	-Inf	4.89	3	Horizontal	140	1.55	-
5825MHz	Pass	PK	5.6198G	58.20	68.20	-10.00	4.52	3	Horizontal	140	1.55	-
5825MHz	Pass	PK	5.819G	113.98	Inf	-Inf	4.88	3	Horizontal	140	1.55	-
5825MHz	Pass	PK	5.9534G	57.25	68.20	-10.95	5.12	3	Horizontal	140	1.55	-
5825MHz	Pass	AV	5.8274G	102.62	Inf	-Inf	4.90	3	Vertical	87	1.69	-
5825MHz	Pass	PK	5.5826G	57.96	68.20	-10.24	4.46	3	Vertical	87	1.69	-



RSE TX above 1GHz Result

Appendix B.2

Mode	Result	Type	Freq (Hz)	Level (dBuV/m)	Limit (dBuV/m)	Margin (dB)	Factor (dB)	Dist (m)	Condition	Azimuth (°)	Height (m)	Comments
5825MHz	Pass	PK	5.8262G	113.67	Inf	-Inf	4.90	3	Vertical	87	1.69	-
5825MHz	Pass	PK	5.9474G	56.72	68.20	-11.48	5.12	3	Vertical	87	1.69	-
5825MHz	Pass	AV	11.65198G	41.28	54.00	-12.72	15.13	3	Horizontal	298	1.46	-
5825MHz	Pass	PK	11.65G	55.23	74.00	-18.77	15.14	3	Horizontal	298	1.46	-
5825MHz	Pass	AV	11.6641G	41.07	54.00	-12.93	15.12	3	Vertical	244	2.07	-
5825MHz	Pass	PK	11.66374G	54.53	74.00	-19.47	15.12	3	Vertical	244	2.07	-
802.11ac VHT40_Nss1,(MCS0)_2TX	-	-	-	-	-	-	-	-	-	-	-	-
5190MHz	Pass	AV	5.1496G	48.05	54.00	-5.95	3.75	3	Horizontal	243	1.64	-
5190MHz	Pass	AV	5.1916G	96.67	Inf	-Inf	3.82	3	Horizontal	243	1.64	-
5190MHz	Pass	PK	5.1476G	60.21	74.00	-13.79	3.75	3	Horizontal	243	1.64	-
5190MHz	Pass	PK	5.1912G	105.77	Inf	-Inf	3.82	3	Horizontal	243	1.64	-
5190MHz	Pass	AV	5.12G	45.14	54.00	-8.86	3.70	3	Vertical	139	1.57	-
5190MHz	Pass	AV	5.1804G	92.97	Inf	-Inf	3.80	3	Vertical	139	1.57	-
5190MHz	Pass	PK	5.12G	57.71	74.00	-16.29	3.70	3	Vertical	139	1.57	-
5190MHz	Pass	PK	5.1788G	102.43	Inf	-Inf	3.80	3	Vertical	139	1.57	-
5190MHz	Pass	AV	15.55644G	47.80	54.00	-6.20	15.79	3	Horizontal	34	2.04	-
5190MHz	Pass	PK	15.56256G	59.94	74.00	-14.06	15.76	3	Horizontal	34	2.04	-
5190MHz	Pass	AV	15.56142G	47.47	54.00	-6.53	15.76	3	Vertical	214	1.50	-
5190MHz	Pass	PK	15.56028G	60.26	74.00	-13.74	15.77	3	Vertical	214	1.50	-
5230MHz	Pass	AV	5.1488G	46.09	54.00	-7.91	3.75	3	Horizontal	245	1.64	-
5230MHz	Pass	AV	5.2316G	101.53	Inf	-Inf	3.88	3	Horizontal	245	1.64	-
5230MHz	Pass	PK	5.149995G	57.92	74.00	-16.08	3.75	3	Horizontal	245	1.64	-
5230MHz	Pass	PK	5.2312G	110.71	Inf	-Inf	3.88	3	Horizontal	245	1.64	-
5230MHz	Pass	AV	5.146G	44.30	54.00	-9.70	3.75	3	Vertical	143	1.50	-
5230MHz	Pass	AV	5.2216G	97.27	Inf	-Inf	3.87	3	Vertical	143	1.50	-
5230MHz	Pass	PK	5.1324G	56.40	74.00	-17.60	3.72	3	Vertical	143	1.50	-
5230MHz	Pass	PK	5.2188G	106.59	Inf	-Inf	3.86	3	Vertical	143	1.50	-
5230MHz	Pass	AV	15.6765G	45.56	54.00	-8.44	15.22	3	Horizontal	138	1.27	-
5230MHz	Pass	PK	15.6879G	58.81	74.00	-15.19	15.16	3	Horizontal	138	1.27	-
5230MHz	Pass	AV	15.68124G	45.57	54.00	-8.43	15.19	3	Vertical	143	1.17	-
5230MHz	Pass	PK	15.67704G	58.85	74.00	-15.15	15.21	3	Vertical	143	1.17	-
5270MHz	Pass	AV	5.2716G	99.27	Inf	-Inf	3.95	3	Horizontal	247	1.62	-
5270MHz	Pass	AV	5.3504G	44.64	54.00	-9.36	4.08	3	Horizontal	247	1.62	-
5270MHz	Pass	PK	5.2712G	108.44	Inf	-Inf	3.95	3	Horizontal	247	1.62	-
5270MHz	Pass	PK	5.350005G	56.85	74.00	-17.15	4.08	3	Horizontal	247	1.62	-
5270MHz	Pass	AV	5.2604G	95.20	Inf	-Inf	3.93	3	Vertical	138	1.49	-
5270MHz	Pass	AV	5.3548G	43.99	54.00	-10.01	4.09	3	Vertical	138	1.49	-
5270MHz	Pass	PK	5.2604G	104.68	Inf	-Inf	3.93	3	Vertical	138	1.49	-
5270MHz	Pass	PK	5.3656G	56.45	74.00	-17.55	4.11	3	Vertical	138	1.49	-
5270MHz	Pass	AV	15.82152G	45.06	54.00	-8.94	14.53	3	Horizontal	86	1.28	-
5270MHz	Pass	AV	15.82308G	44.91	54.00	-9.09	14.52	3	Horizontal	17	2.26	-
5270MHz	Pass	PK	15.80712G	57.77	74.00	-16.23	14.60	3	Horizontal	17	2.26	-
5270MHz	Pass	PK	15.81876G	57.99	74.00	-16.01	14.54	3	Horizontal	86	1.28	-
5310MHz	Pass	AV	5.308G	94.29	Inf	-Inf	4.01	3	Horizontal	247	1.62	-
5310MHz	Pass	AV	5.350005G	46.06	54.00	-7.94	4.08	3	Horizontal	247	1.62	-
5310MHz	Pass	PK	5.3112G	103.45	Inf	-Inf	4.02	3	Horizontal	247	1.62	-
5310MHz	Pass	PK	5.3504G	57.80	74.00	-16.20	4.08	3	Horizontal	247	1.62	-
5310MHz	Pass	AV	5.3004G	91.35	Inf	-Inf	4.00	3	Vertical	240	1.50	-
5310MHz	Pass	AV	5.3564G	44.40	54.00	-9.60	4.09	3	Vertical	240	1.50	-



RSE TX above 1GHz Result

Appendix B.2

Mode	Result	Type	Freq (Hz)	Level (dBuV/m)	Limit (dBuV/m)	Margin (dB)	Factor (dB)	Dist (m)	Condition	Azimuth (°)	Height (m)	Comments
5310MHz	Pass	PK	5.2988G	100.84	Inf	-Inf	4.00	3	Vertical	240	1.50	-
5310MHz	Pass	PK	5.3992G	57.41	74.00	-16.59	4.16	3	Vertical	240	1.50	-
5310MHz	Pass	AV	15.92936G	46.42	54.00	-7.58	14.08	3	Horizontal	288	2.25	-
5310MHz	Pass	PK	15.93174G	59.80	74.00	-14.20	13.95	3	Horizontal	288	2.25	-
5310MHz	Pass	AV	15.92472G	46.51	54.00	-7.49	14.04	3	Vertical	170	2.25	-
5310MHz	Pass	PK	15.93264G	59.19	74.00	-14.81	14.00	3	Vertical	170	2.25	-
5510MHz	Pass	AV	5.4596G	45.65	54.00	-8.35	4.25	3	Horizontal	244	1.50	-
5510MHz	Pass	AV	5.5056G	96.87	Inf	-Inf	4.33	3	Horizontal	244	1.50	-
5510MHz	Pass	PK	5.4544G	57.74	74.00	-16.26	4.25	3	Horizontal	244	1.50	-
5510MHz	Pass	PK	5.4696G	59.74	68.20	-8.46	4.27	3	Horizontal	244	1.50	-
5510MHz	Pass	PK	5.5048G	105.99	Inf	-Inf	4.33	3	Horizontal	244	1.50	-
5510MHz	Pass	AV	5.459995G	45.19	54.00	-8.81	4.25	3	Vertical	43	1.50	-
5510MHz	Pass	AV	5.5168G	93.95	Inf	-Inf	4.35	3	Vertical	43	1.50	-
5510MHz	Pass	PK	5.4568G	57.54	74.00	-16.46	4.25	3	Vertical	43	1.50	-
5510MHz	Pass	PK	5.4696G	59.89	68.20	-8.31	4.27	3	Vertical	43	1.50	-
5510MHz	Pass	PK	5.5176G	103.32	Inf	-Inf	4.35	3	Vertical	43	1.50	-
5510MHz	Pass	AV	11.0074G	42.91	54.00	-11.09	16.01	3	Horizontal	17	2.15	-
5510MHz	Pass	PK	11.00722G	55.41	74.00	-18.59	16.01	3	Horizontal	17	2.15	-
5510MHz	Pass	AV	11.00626G	42.92	54.00	-11.08	16.01	3	Vertical	287	2.33	-
5510MHz	Pass	PK	11.02774G	55.76	74.00	-18.24	15.98	3	Vertical	287	2.33	-
5550MHz	Pass	AV	5.4556G	44.81	54.00	-9.19	4.25	3	Horizontal	248	1.50	-
5550MHz	Pass	AV	5.5476G	98.84	Inf	-Inf	4.40	3	Horizontal	248	1.50	-
5550MHz	Pass	PK	5.4568G	56.90	74.00	-17.10	4.25	3	Horizontal	248	1.50	-
5550MHz	Pass	PK	5.464G	57.29	68.20	-10.91	4.27	3	Horizontal	248	1.50	-
5550MHz	Pass	PK	5.5472G	108.27	Inf	-Inf	4.40	3	Horizontal	248	1.50	-
5550MHz	Pass	AV	5.4536G	44.27	54.00	-9.73	4.24	3	Vertical	46	1.82	-
5550MHz	Pass	AV	5.5576G	97.46	Inf	-Inf	4.42	3	Vertical	46	1.82	-
5550MHz	Pass	PK	5.456G	58.64	74.00	-15.36	4.25	3	Vertical	46	1.82	-
5550MHz	Pass	PK	5.4688G	56.50	68.20	-11.70	4.27	3	Vertical	46	1.82	-
5550MHz	Pass	PK	5.5576G	106.55	Inf	-Inf	4.42	3	Vertical	46	1.82	-
5550MHz	Pass	AV	11.11488G	42.91	54.00	-11.09	15.86	3	Horizontal	227	1.58	-
5550MHz	Pass	PK	11.10924G	56.32	74.00	-17.68	15.87	3	Horizontal	227	1.58	-
5550MHz	Pass	AV	11.11488G	42.76	54.00	-11.24	15.86	3	Vertical	74	1.70	-
5550MHz	Pass	PK	11.11026G	55.88	74.00	-18.12	15.87	3	Vertical	74	1.70	-
5670MHz	Pass	AV	5.6664G	99.15	Inf	-Inf	4.61	3	Horizontal	131	1.50	-
5670MHz	Pass	PK	5.667G	108.98	Inf	-Inf	4.61	3	Horizontal	131	1.50	-
5670MHz	Pass	PK	5.7276G	61.22	68.20	-6.98	4.71	3	Horizontal	131	1.50	-
5670MHz	Pass	AV	5.6754G	97.64	Inf	-Inf	4.63	3	Vertical	213	1.49	-
5670MHz	Pass	PK	5.676G	107.24	Inf	-Inf	4.63	3	Vertical	213	1.49	-
5670MHz	Pass	PK	5.7372G	58.89	68.20	-9.31	4.73	3	Vertical	213	1.49	-
5670MHz	Pass	AV	11.33106G	42.45	54.00	-11.55	15.57	3	Horizontal	65	2.26	-
5670MHz	Pass	PK	11.34882G	54.99	74.00	-19.01	15.55	3	Horizontal	65	2.26	-
5670MHz	Pass	AV	11.32512G	42.54	54.00	-11.46	15.58	3	Vertical	226	1.08	-
5670MHz	Pass	PK	11.33694G	55.72	74.00	-18.28	15.56	3	Vertical	226	1.08	-
5710MHz Straddle 5.47-5.725GHz	Pass	AV	5.4556G	44.38	54.00	-9.62	4.25	3	Horizontal	138	1.49	-
5710MHz Straddle 5.47-5.725GHz	Pass	AV	5.704G	99.22	Inf	-Inf	4.68	3	Horizontal	138	1.49	-
5710MHz Straddle 5.47-5.725GHz	Pass	PK	5.4244G	56.31	74.00	-17.69	4.20	3	Horizontal	138	1.49	-
5710MHz Straddle 5.47-5.725GHz	Pass	PK	5.4664G	56.29	68.20	-11.91	4.27	3	Horizontal	138	1.49	-
5710MHz Straddle 5.47-5.725GHz	Pass	PK	5.7052G	108.47	Inf	-Inf	4.68	3	Horizontal	138	1.49	-



RSE TX above 1GHz Result

Appendix B.2

Mode	Result	Type	Freq (Hz)	Level (dBuV/m)	Limit (dBuV/m)	Margin (dB)	Factor (dB)	Dist (m)	Condition	Azimuth (°)	Height (m)	Comments
5710MHz Straddle 5.47-5.725GHz	Pass	PK	5.9572G	57.51	68.20	-10.69	5.12	3	Horizontal	138	1.49	-
5710MHz Straddle 5.47-5.725GHz	Pass	AV	5.446G	44.21	54.00	-9.79	4.24	3	Vertical	214	1.53	-
5710MHz Straddle 5.47-5.725GHz	Pass	AV	5.7136G	97.30	Inf	-Inf	4.69	3	Vertical	214	1.53	-
5710MHz Straddle 5.47-5.725GHz	Pass	PK	5.4328G	56.92	74.00	-17.08	4.21	3	Vertical	214	1.53	-
5710MHz Straddle 5.47-5.725GHz	Pass	PK	5.4688G	56.44	68.20	-11.76	4.27	3	Vertical	214	1.53	-
5710MHz Straddle 5.47-5.725GHz	Pass	PK	5.7136G	106.93	Inf	-Inf	4.69	3	Vertical	214	1.53	-
5710MHz Straddle 5.47-5.725GHz	Pass	PK	5.9368G	57.62	68.20	-10.58	5.09	3	Vertical	214	1.53	-
5710MHz Straddle 5.47-5.725GHz	Pass	AV	11.41004G	42.81	54.00	-11.19	15.46	3	Horizontal	180	1.10	-
5710MHz Straddle 5.47-5.725GHz	Pass	PK	11.4278G	55.37	74.00	-18.63	15.44	3	Horizontal	180	1.10	-
5710MHz Straddle 5.47-5.725GHz	Pass	AV	11.41094G	42.90	54.00	-11.10	15.46	3	Vertical	71	1.92	-
5710MHz Straddle 5.47-5.725GHz	Pass	PK	11.41982G	55.79	74.00	-18.21	15.45	3	Vertical	71	1.92	-
5755MHz	Pass	AV	5.749G	104.18	Inf	-Inf	4.76	3	Horizontal	126	1.49	-
5755MHz	Pass	PK	5.6446G	58.32	68.20	-9.88	4.57	3	Horizontal	126	1.49	-
5755MHz	Pass	PK	5.7502G	113.74	Inf	-Inf	4.76	3	Horizontal	126	1.49	-
5755MHz	Pass	PK	5.9794G	56.47	68.20	-11.73	5.17	3	Horizontal	126	1.49	-
5755MHz	Pass	AV	5.7586G	104.46	Inf	-Inf	4.78	3	Vertical	245	1.78	-
5755MHz	Pass	PK	5.6518G	59.00	69.53	-10.53	4.58	3	Vertical	245	1.78	-
5755MHz	Pass	PK	5.7574G	113.28	Inf	-Inf	4.77	3	Vertical	245	1.78	-
5755MHz	Pass	PK	5.9554G	56.08	68.20	-12.12	5.12	3	Vertical	245	1.78	-
5755MHz	Pass	AV	11.49602G	42.44	54.00	-11.56	15.35	3	Horizontal	205	1.68	-
5755MHz	Pass	PK	11.50418G	56.57	74.00	-17.43	15.33	3	Horizontal	205	1.68	-
5755MHz	Pass	AV	11.49554G	42.39	54.00	-11.61	15.35	3	Vertical	186	1.83	-
5755MHz	Pass	PK	11.51162G	55.93	74.00	-18.07	15.32	3	Vertical	186	1.83	-
5795MHz	Pass	AV	5.789G	103.80	Inf	-Inf	4.83	3	Horizontal	131	1.52	-
5795MHz	Pass	PK	5.5334G	57.17	68.20	-11.03	4.37	3	Horizontal	131	1.52	-
5795MHz	Pass	PK	5.7902G	113.50	Inf	-Inf	4.83	3	Horizontal	131	1.52	-
5795MHz	Pass	PK	5.927G	57.34	68.20	-10.86	5.07	3	Horizontal	131	1.52	-
5795MHz	Pass	AV	5.7998G	102.31	Inf	-Inf	4.85	3	Vertical	244	1.50	-
5795MHz	Pass	PK	5.597G	56.90	68.20	-11.30	4.49	3	Vertical	244	1.50	-
5795MHz	Pass	PK	5.7974G	111.36	Inf	-Inf	4.85	3	Vertical	244	1.50	-
5795MHz	Pass	PK	5.9246G	56.58	68.50	-11.92	5.07	3	Vertical	244	1.50	-
5795MHz	Pass	AV	11.58424G	42.01	54.00	-11.99	15.23	3	Horizontal	7	1.00	-
5795MHz	Pass	PK	11.5807G	54.52	74.00	-19.48	15.23	3	Horizontal	7	1.00	-
5795MHz	Pass	AV	11.57836G	41.98	54.00	-12.02	15.23	3	Vertical	270	2.01	-
5795MHz	Pass	PK	11.59636G	55.03	74.00	-18.97	15.21	3	Vertical	270	2.01	-
802.11ac VHT80_Nss1,(MCS0)_2TX	-	-	-	-	-	-	-	-	-	-	-	-
5210MHz	Pass	AV	5.149995G	46.32	54.00	-7.68	3.75	3	Horizontal	246	1.63	-
5210MHz	Pass	AV	5.23G	92.06	Inf	-Inf	3.88	3	Horizontal	246	1.63	-
5210MHz	Pass	AV	5.37G	44.30	54.00	-9.70	4.11	3	Horizontal	246	1.63	-
5210MHz	Pass	PK	5.128G	57.49	74.00	-16.51	3.71	3	Horizontal	246	1.63	-
5210MHz	Pass	PK	5.229G	101.19	Inf	-Inf	3.88	3	Horizontal	246	1.63	-
5210MHz	Pass	PK	5.399G	55.91	74.00	-18.09	4.16	3	Horizontal	246	1.63	-
5210MHz	Pass	AV	5.14G	45.05	54.00	-8.95	3.74	3	Vertical	136	1.64	-
5210MHz	Pass	AV	5.2G	88.70	Inf	-Inf	3.83	3	Vertical	136	1.64	-
5210MHz	Pass	AV	5.424G	44.28	54.00	-9.72	4.20	3	Vertical	136	1.64	-
5210MHz	Pass	PK	5.078G	56.90	74.00	-17.10	3.63	3	Vertical	136	1.64	-
5210MHz	Pass	PK	5.198G	98.70	Inf	-Inf	3.83	3	Vertical	136	1.64	-
5210MHz	Pass	PK	5.373G	56.34	74.00	-17.66	4.12	3	Vertical	136	1.64	-
5210MHz	Pass	AV	15.61638G	46.49	54.00	-7.51	15.50	3	Horizontal	304	1.50	-



RSE TX above 1GHz Result

Appendix B.2

Mode	Result	Type	Freq (Hz)	Level (dBuV/m)	Limit (dBuV/m)	Margin (dB)	Factor (dB)	Dist (m)	Condition	Azimuth (°)	Height (m)	Comments
5210MHz	Pass	PK	15.64218G	59.30	74.00	-14.70	15.38	3	Horizontal	304	1.50	-
5210MHz	Pass	AV	15.61986G	46.64	54.00	-7.36	15.49	3	Vertical	124	1.51	-
5210MHz	Pass	PK	15.62538G	59.34	74.00	-14.66	15.46	3	Vertical	124	1.51	-
5290MHz	Pass	AV	5.119G	44.90	54.00	-9.10	3.70	3	Horizontal	244	1.50	-
5290MHz	Pass	AV	5.271G	90.09	Inf	-Inf	3.95	3	Horizontal	244	1.50	-
5290MHz	Pass	AV	5.350005G	45.92	54.00	-8.08	4.08	3	Horizontal	244	1.50	-
5290MHz	Pass	PK	5.148G	55.82	74.00	-18.18	3.75	3	Horizontal	244	1.50	-
5290MHz	Pass	PK	5.273G	99.77	Inf	-Inf	3.95	3	Horizontal	244	1.50	-
5290MHz	Pass	PK	5.532G	56.72	68.20	-11.48	4.37	3	Horizontal	244	1.50	-
5290MHz	Pass	AV	5.094G	44.12	54.00	-9.88	3.66	3	Vertical	212	1.52	-
5290MHz	Pass	AV	5.284G	88.26	Inf	-Inf	3.97	3	Vertical	212	1.52	-
5290MHz	Pass	AV	5.356G	45.08	54.00	-8.92	4.09	3	Vertical	212	1.52	-
5290MHz	Pass	PK	5.096G	55.38	74.00	-18.62	3.67	3	Vertical	212	1.52	-
5290MHz	Pass	PK	5.284G	97.89	Inf	-Inf	3.97	3	Vertical	212	1.52	-
5290MHz	Pass	PK	5.536G	56.95	68.20	-11.25	4.38	3	Vertical	212	1.52	-
5290MHz	Pass	AV	15.885G	46.05	54.00	-7.95	14.23	3	Horizontal	360	2.08	-
5290MHz	Pass	PK	15.87474G	58.19	74.00	-15.81	14.27	3	Horizontal	360	2.08	-
5290MHz	Pass	AV	15.88092G	46.13	54.00	-7.87	14.25	3	Vertical	7	1.17	-
5290MHz	Pass	PK	15.87072G	58.42	74.00	-15.58	14.29	3	Vertical	7	1.17	-
5530MHz	Pass	AV	5.457G	49.14	54.00	-4.86	4.25	3	Horizontal	242	1.52	-
5530MHz	Pass	AV	5.565G	93.67	Inf	-Inf	4.43	3	Horizontal	242	1.52	-
5530MHz	Pass	PK	5.349G	55.23	68.20	-12.97	4.08	3	Horizontal	242	1.52	-
5530MHz	Pass	PK	5.469G	60.54	68.20	-7.66	4.27	3	Horizontal	242	1.52	-
5530MHz	Pass	PK	5.565G	103.25	Inf	-Inf	4.43	3	Horizontal	242	1.52	-
5530MHz	Pass	PK	5.757G	56.65	68.20	-11.55	4.77	3	Horizontal	242	1.52	-
5530MHz	Pass	AV	5.447G	45.98	54.00	-8.02	4.24	3	Vertical	46	1.83	-
5530MHz	Pass	AV	5.559G	91.53	Inf	-Inf	4.42	3	Vertical	46	1.83	-
5530MHz	Pass	PK	5.306G	55.30	68.20	-12.90	4.01	3	Vertical	46	1.83	-
5530MHz	Pass	PK	5.469G	58.36	68.20	-9.84	4.27	3	Vertical	46	1.83	-
5530MHz	Pass	PK	5.556G	101.05	Inf	-Inf	4.42	3	Vertical	46	1.83	-
5530MHz	Pass	PK	5.746G	56.51	68.20	-11.69	4.75	3	Vertical	46	1.83	-
5530MHz	Pass	AV	11.04782G	43.44	54.00	-10.56	15.95	3	Horizontal	183	1.33	-
5530MHz	Pass	PK	11.06288G	56.67	74.00	-17.33	15.93	3	Horizontal	183	1.33	-
5530MHz	Pass	AV	11.04764G	43.53	54.00	-10.47	15.96	3	Vertical	236	1.10	-
5530MHz	Pass	PK	11.04578G	56.24	74.00	-17.76	15.96	3	Vertical	236	1.10	-
5610MHz	Pass	AV	5.449G	44.76	54.00	-9.24	4.24	3	Horizontal	249	1.50	-
5610MHz	Pass	AV	5.608G	97.05	Inf	-Inf	4.50	3	Horizontal	249	1.50	-
5610MHz	Pass	PK	5.451G	56.78	74.00	-17.22	4.24	3	Horizontal	249	1.50	-
5610MHz	Pass	PK	5.468G	57.36	68.20	-10.84	4.27	3	Horizontal	249	1.50	-
5610MHz	Pass	PK	5.608G	106.68	Inf	-Inf	4.50	3	Horizontal	249	1.50	-
5610MHz	Pass	PK	5.73G	58.59	68.20	-9.61	4.72	3	Horizontal	249	1.50	-
5610MHz	Pass	AV	5.439G	44.38	54.00	-9.62	4.23	3	Vertical	213	1.50	-
5610MHz	Pass	AV	5.616G	95.21	Inf	-Inf	4.52	3	Vertical	213	1.50	-
5610MHz	Pass	PK	5.457G	55.69	74.00	-18.31	4.25	3	Vertical	213	1.50	-
5610MHz	Pass	PK	5.466G	55.55	68.20	-12.65	4.27	3	Vertical	213	1.50	-
5610MHz	Pass	PK	5.618G	104.19	Inf	-Inf	4.52	3	Vertical	213	1.50	-
5610MHz	Pass	PK	5.734G	58.70	68.20	-9.50	4.72	3	Vertical	213	1.50	-
5610MHz	Pass	AV	11.22006G	43.62	54.00	-10.38	15.72	3	Horizontal	238	1.59	-
5610MHz	Pass	PK	11.22282G	56.30	74.00	-17.70	15.72	3	Horizontal	238	1.59	-



RSE TX above 1GHz Result

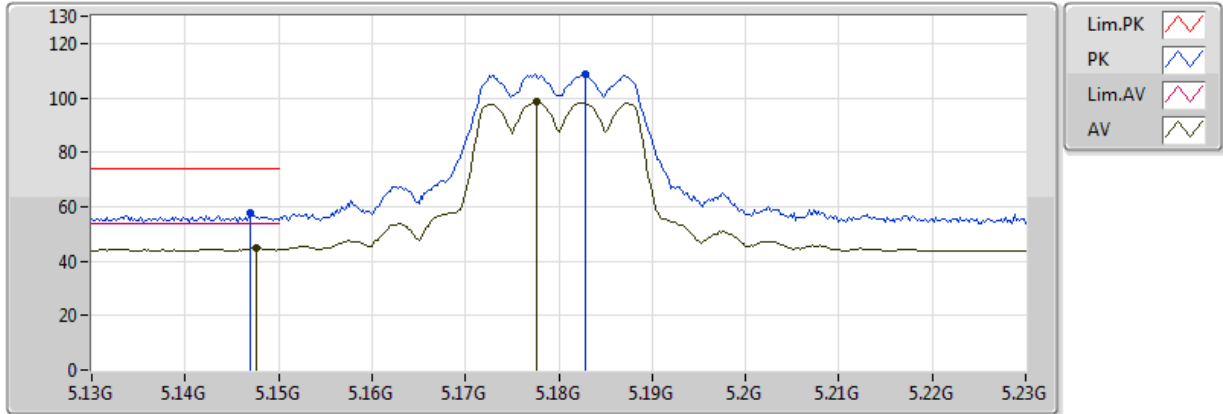
Appendix B.2

Mode	Result	Type	Freq (Hz)	Level (dBuV/m)	Limit (dBuV/m)	Margin (dB)	Factor (dB)	Dist (m)	Condition	Azimuth (°)	Height (m)	Comments
5610MHz	Pass	AV	11.2086G	43.36	54.00	-10.64	15.74	3	Vertical	197	1.81	-
5610MHz	Pass	PK	11.232G	57.01	74.00	-16.99	15.70	3	Vertical	197	1.81	-
5690MHz Straddle 5.47-5.725GHz	Pass	AV	5.4584G	44.23	54.00	-9.77	4.25	3	Horizontal	138	1.52	-
5690MHz Straddle 5.47-5.725GHz	Pass	AV	5.7068G	96.09	Inf	-Inf	4.68	3	Horizontal	138	1.52	-
5690MHz Straddle 5.47-5.725GHz	Pass	PK	5.4584G	56.22	74.00	-17.78	4.25	3	Horizontal	138	1.52	-
5690MHz Straddle 5.47-5.725GHz	Pass	PK	5.460005G	55.67	68.20	-12.53	4.25	3	Horizontal	138	1.52	-
5690MHz Straddle 5.47-5.725GHz	Pass	PK	5.708G	105.77	Inf	-Inf	4.68	3	Horizontal	138	1.52	-
5690MHz Straddle 5.47-5.725GHz	Pass	PK	5.8856G	56.53	68.20	-11.67	5.00	3	Horizontal	138	1.52	-
5690MHz Straddle 5.47-5.725GHz	Pass	AV	5.4176G	44.28	54.00	-9.72	4.19	3	Vertical	246	1.50	-
5690MHz Straddle 5.47-5.725GHz	Pass	AV	5.696G	93.83	Inf	-Inf	4.66	3	Vertical	246	1.50	-
5690MHz Straddle 5.47-5.725GHz	Pass	PK	5.4308G	56.64	74.00	-17.36	4.21	3	Vertical	246	1.50	-
5690MHz Straddle 5.47-5.725GHz	Pass	PK	5.4608G	54.67	68.20	-13.53	4.25	3	Vertical	246	1.50	-
5690MHz Straddle 5.47-5.725GHz	Pass	PK	5.6972G	103.49	Inf	-Inf	4.66	3	Vertical	246	1.50	-
5690MHz Straddle 5.47-5.725GHz	Pass	PK	5.9408G	56.34	68.20	-11.86	5.11	3	Vertical	246	1.50	-
5690MHz Straddle 5.47-5.725GHz	Pass	AV	11.39038G	44.05	54.00	-9.95	15.49	3	Horizontal	308	1.70	-
5690MHz Straddle 5.47-5.725GHz	Pass	PK	11.3773G	56.98	74.00	-17.02	15.51	3	Horizontal	308	1.70	-
5690MHz Straddle 5.47-5.725GHz	Pass	AV	11.3806G	43.97	54.00	-10.03	15.50	3	Vertical	262	1.11	-
5690MHz Straddle 5.47-5.725GHz	Pass	PK	11.37028G	56.97	74.00	-17.03	15.52	3	Vertical	262	1.11	-
5775MHz	Pass	AV	5.769G	97.16	Inf	-Inf	4.79	3	Horizontal	137	1.50	-
5775MHz	Pass	PK	5.649G	61.07	68.20	-7.13	4.58	3	Horizontal	137	1.50	-
5775MHz	Pass	PK	5.769G	106.52	Inf	-Inf	4.79	3	Horizontal	137	1.50	-
5775MHz	Pass	PK	5.9502G	56.42	68.20	-11.78	5.11	3	Horizontal	137	1.50	-
5775MHz	Pass	AV	5.7618G	95.62	Inf	-Inf	4.78	3	Vertical	143	1.49	-
5775MHz	Pass	PK	5.6466G	57.73	68.20	-10.47	4.57	3	Vertical	143	1.49	-
5775MHz	Pass	PK	5.7606G	105.65	Inf	-Inf	4.78	3	Vertical	143	1.49	-
5775MHz	Pass	PK	5.9394G	56.66	68.20	-11.54	5.10	3	Vertical	143	1.49	-
5775MHz	Pass	AV	11.53578G	42.56	54.00	-11.44	15.29	3	Horizontal	201	1.63	-
5775MHz	Pass	PK	11.538G	55.35	74.00	-18.65	15.29	3	Horizontal	201	1.63	-
5775MHz	Pass	AV	11.5389G	42.55	54.00	-11.45	15.29	3	Vertical	47	2.27	-
5775MHz	Pass	PK	11.54118G	55.97	74.00	-18.03	15.28	3	Vertical	47	2.27	-

802.11a_Nss1,(6Mbps)_2TX

5180MHz_TX

17/03/2018

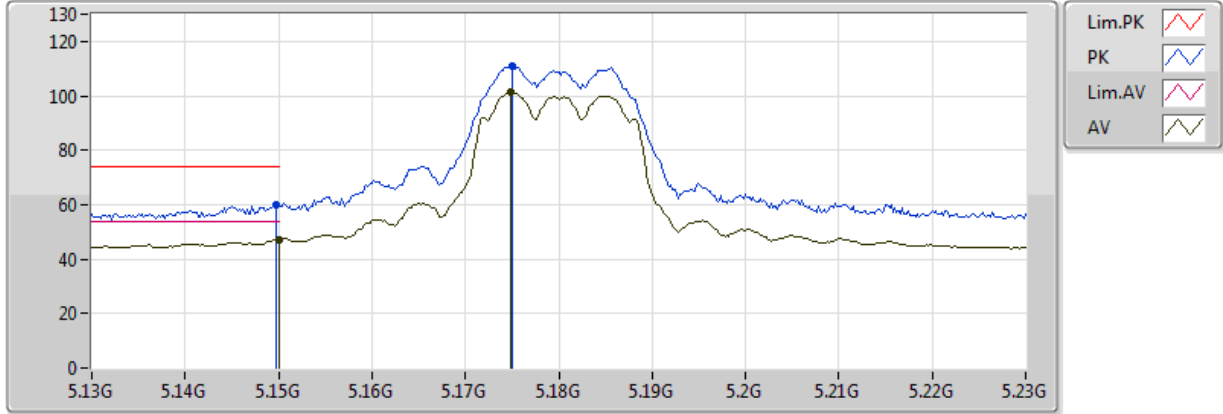


Type	Freq (Hz)	Level (dBuV/m)	Limit (dBuV/m)	Margin (dB)	Factor (dB)	Dist (m)	Condition	Azimuth (°)	Height (m)	Comments	Raw (dBuV)	AF (dB)	CL (dB)	PA (dB)
AV	5.1476G	44.71	54.00	-9.29	3.75	3	Vertical	139	1.52	-	40.96	31.66	6.64	34.55
AV	5.1776G	98.35	Inf	-Inf	3.79	3	Vertical	139	1.52	-	94.56	31.67	6.67	34.55
PK	5.147G	57.61	74.00	-16.39	3.75	3	Vertical	139	1.52	-	53.86	31.66	6.64	34.55
PK	5.1828G	108.47	Inf	-Inf	3.80	3	Vertical	139	1.52	-	104.67	31.67	6.68	34.55

802.11a_Nss1,(6Mbps)_2TX

5180MHz_TX

17/03/2018

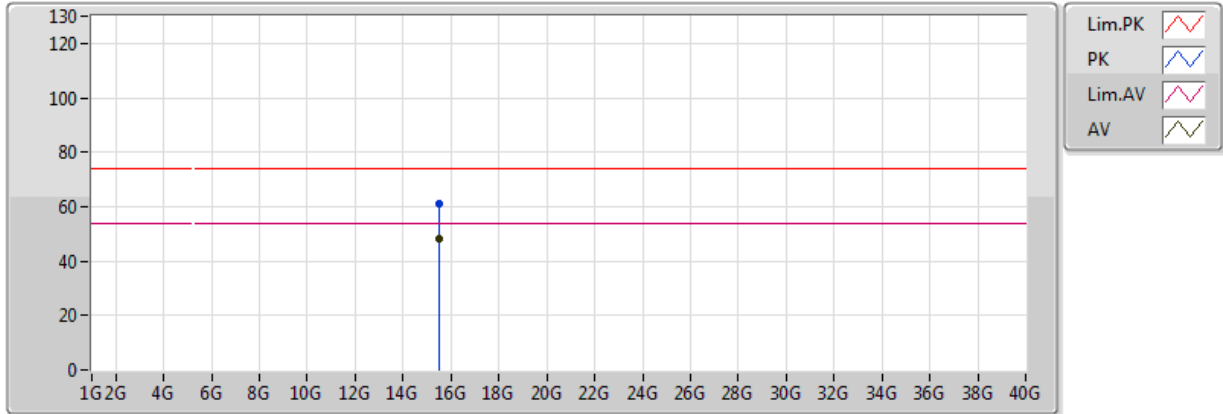


Type	Freq (Hz)	Level (dBuV/m)	Limit (dBuV/m)	Margin (dB)	Factor (dB)	Dist (m)	Condition	Azimuth (°)	Height (m)	Comments	Raw (dBuV)	AF (dB)	CL (dB)	PA (dB)
AV	5.149995G	47.34	54.00	-6.66	3.75	3	Horizontal	246	1.54	-	43.59	31.66	6.64	34.55
AV	5.1748G	101.16	Inf	-Inf	3.79	3	Horizontal	246	1.54	-	97.37	31.67	6.67	34.55
PK	5.1498G	60.08	74.00	-13.92	3.75	3	Horizontal	246	1.54	-	56.33	31.66	6.64	34.55
PK	5.175G	110.70	Inf	-Inf	3.79	3	Horizontal	246	1.54	-	106.91	31.67	6.67	34.55

802.11a_Nss1,(6Mbps)_2TX

5180MHz_TX

17/03/2018



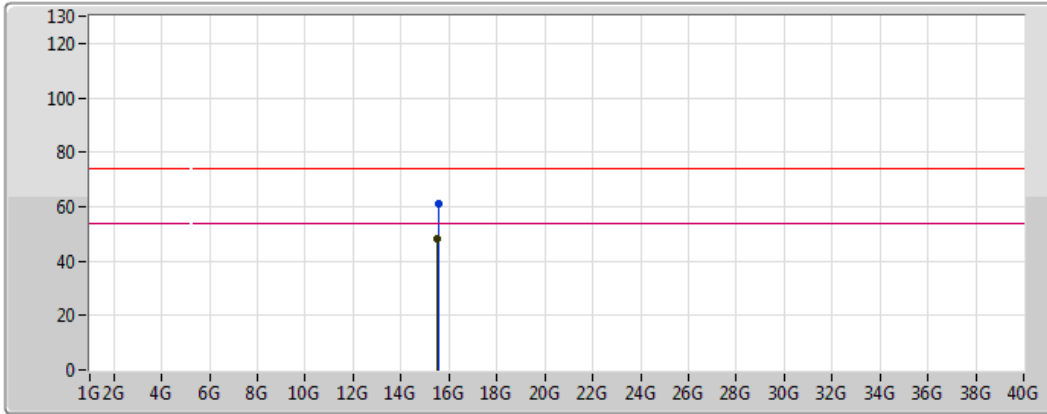
Type	Freq (Hz)	Level (dBuV/m)	Limit (dBuV/m)	Margin (dB)	Factor (dB)	Dist (m)	Condition	Azimuth (°)	Height (m)	Comments	Raw (dBuV)	AF (dB)	CL (dB)	PA (dB)
AV	15.52806G	48.31	54.00	-5.69	15.92	3	Vertical	36	1.02	-	32.39	38.89	11.72	34.69
PK	15.53142G	61.29	74.00	-12.71	15.91	3	Vertical	36	1.02	-	45.38	38.88	11.72	34.69



802.11a_Nss1,(6Mbps)_2TX

5180MHz_TX

17/03/2018



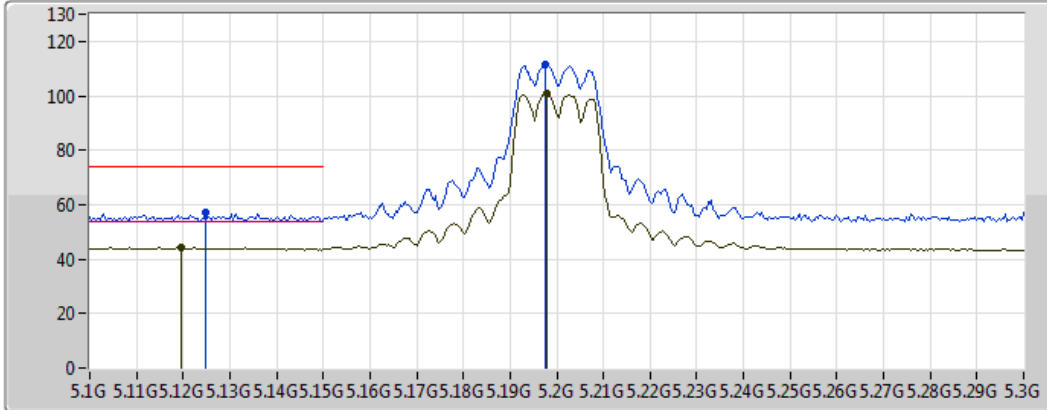
Lim.PK	
PK	
Lim.AV	
AV	

Type	Freq (Hz)	Level (dBuV/m)	Limit (dBuV/m)	Margin (dB)	Factor (dB)	Dist (m)	Condition	Azimuth (°)	Height (m)	Comments	Raw (dBuV)	AF (dB)	CL (dB)	PA (dB)
AV	15.525G	48.00	54.00	-6.00	15.94	3	Horizontal	203	2.19	-	32.06	38.90	11.72	34.68
PK	15.54966G	61.26	74.00	-12.74	15.82	3	Horizontal	203	2.19	-	45.44	38.81	11.72	34.71

802.11a_Nss1,(6Mbps)_2TX

5200MHz_TX

17/03/2018



Legend for the spectrum plot:

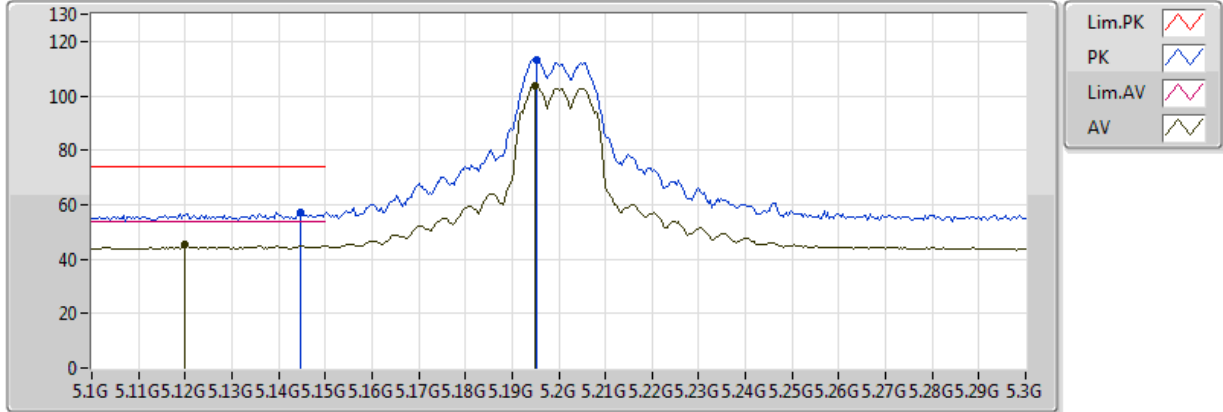
- Lim.PK: Red line with a peak icon
- PK: Blue line with a peak icon
- Lim.AV: Red line with a valley icon
- AV: Blue line with a valley icon

Type	Freq (Hz)	Level (dBuV/m)	Limit (dBuV/m)	Margin (dB)	Factor (dB)	Dist (m)	Condition	Azimuth (°)	Height (m)	Comments	Raw (dBuV)	AF (dB)	CL (dB)	PA (dB)
AV	5.1196G	44.35	54.00	-9.65	3.70	3	Vertical	138	1.78	-	40.65	31.65	6.60	34.55
AV	5.198G	101.00	Inf	-Inf	3.83	3	Vertical	138	1.78	-	97.17	31.68	6.70	34.55
PK	5.1248G	57.10	74.00	-16.90	3.71	3	Vertical	138	1.78	-	53.39	31.65	6.61	34.55
PK	5.1976G	111.25	Inf	-Inf	3.83	3	Vertical	138	1.78	-	107.42	31.68	6.70	34.55

802.11a_Nss1,(6Mbps)_2TX

5200MHz_TX

17/03/2018

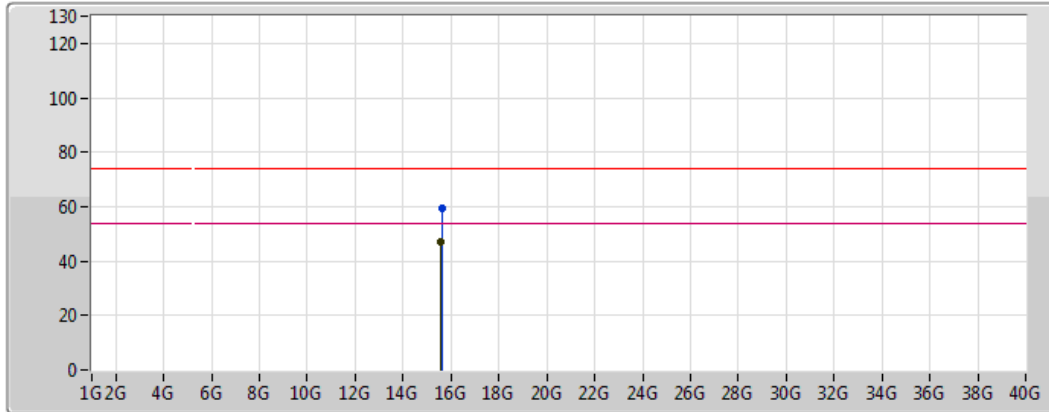


Type	Freq (Hz)	Level (dBuV/m)	Limit (dBuV/m)	Margin (dB)	Factor (dB)	Dist (m)	Condition	Azimuth (°)	Height (m)	Comments	Raw (dBuV)	AF (dB)	CL (dB)	PA (dB)
AV	5.12G	45.25	54.00	-8.75	3.70	3	Horizontal	244	1.63	-	41.55	31.65	6.60	34.55
AV	5.1948G	103.87	Inf	-Inf	3.82	3	Horizontal	244	1.63	-	100.05	31.68	6.69	34.55
PK	5.1448G	57.23	74.00	-16.77	3.74	3	Horizontal	244	1.63	-	53.49	31.66	6.63	34.55
PK	5.1952G	113.40	Inf	-Inf	3.82	3	Horizontal	244	1.63	-	109.58	31.68	6.69	34.55





802.11a_Nss1,(6Mbps)_2TX

5200MHz_TX

17/03/2018



Legend for the spectrum plot:

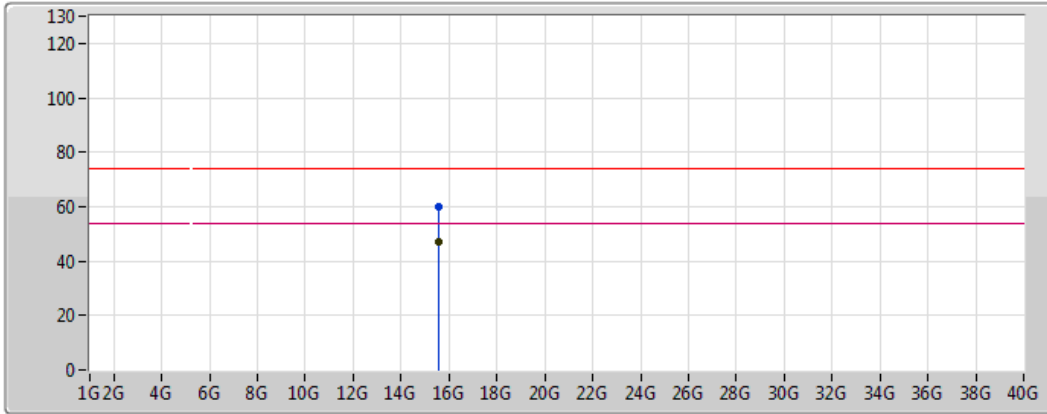
- Lim.PK 
- PK 
- Lim.AV 
- AV 

Type	Freq (Hz)	Level (dBuV/m)	Limit (dBuV/m)	Margin (dB)	Factor (dB)	Dist (m)	Condition	Azimuth (°)	Height (m)	Comments	Raw (dBuV)	AF (dB)	CL (dB)	PA (dB)
AV	15.58506G	46.89	54.00	-7.11	15.65	3	Vertical	347	2.28	-	31.24	38.68	11.73	34.76
PK	15.60396G	59.46	74.00	-14.54	15.56	3	Vertical	347	2.28	-	43.90	38.60	11.73	34.78




802.11a_Nss1,(6Mbps)_2TX

5200MHz_TX

17/03/2018



Legend:

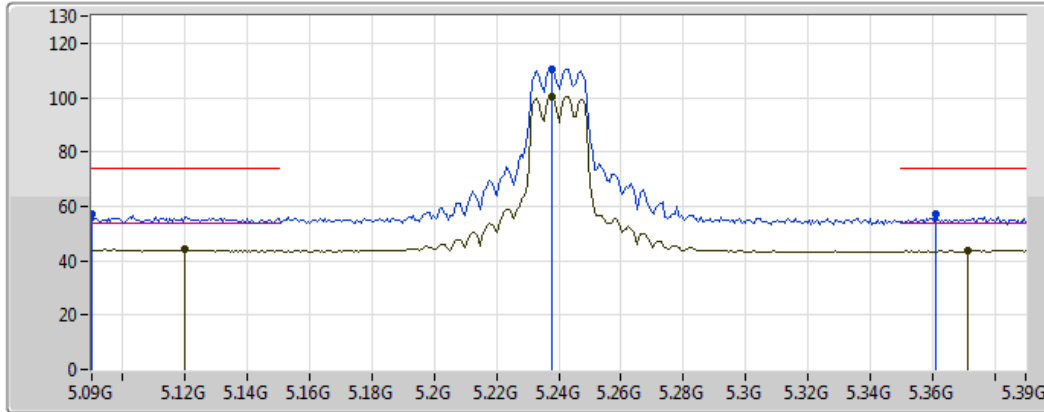
- Lim.PK 
- PK 
- Lim.AV 
- AV 

Type	Freq (Hz)	Level (dBuV/m)	Limit (dBuV/m)	Margin (dB)	Factor (dB)	Dist (m)	Condition	Azimuth (°)	Height (m)	Comments	Raw (dBuV)	AF (dB)	CL (dB)	PA (dB)
AV	15.58536G	46.96	54.00	-7.04	15.65	3	Horizontal	165	1.74	-	31.31	38.68	11.73	34.76
PK	15.60042G	59.71	74.00	-14.29	15.58	3	Horizontal	165	1.74	-	44.13	38.62	11.73	34.77

802.11a_Nss1,(6Mbps)_2TX

5240MHz_TX

17/03/2018



Legend for the spectrum plot:

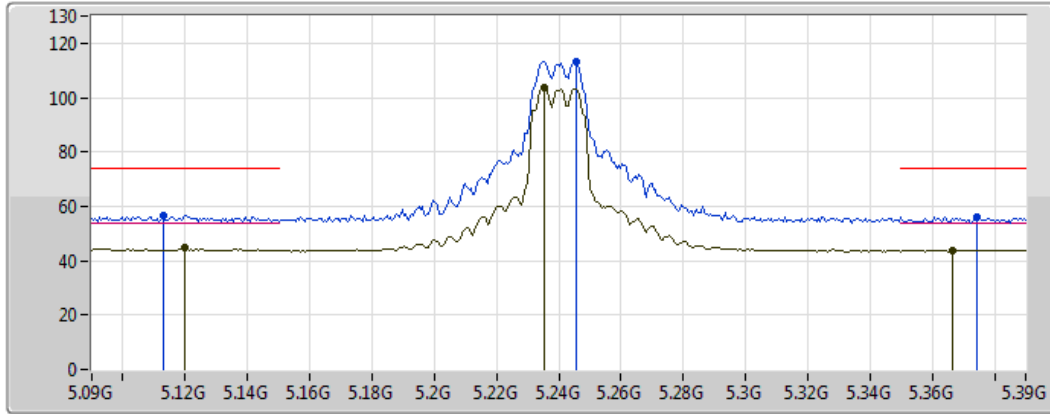
- Lim.PK: Red line with a red zigzag marker
- PK: Blue line with a blue zigzag marker
- Lim.AV: Pink line with a pink zigzag marker
- AV: Green line with a green zigzag marker

Type	Freq (Hz)	Level (dBuV/m)	Limit (dBuV/m)	Margin (dB)	Factor (dB)	Dist (m)	Condition	Azimuth (°)	Height (m)	Comments	Raw (dBuV)	AF (dB)	CL (dB)	PA (dB)
AV	5.12G	44.33	54.00	-9.67	3.70	3	Vertical	139	1.48	-	40.63	31.65	6.60	34.55
AV	5.2376G	100.09	Inf	-Inf	3.89	3	Vertical	139	1.48	-	96.20	31.70	6.75	34.55
AV	5.3714G	43.83	54.00	-10.17	4.12	3	Vertical	139	1.48	-	39.71	31.75	6.91	34.54
PK	5.09G	57.02	74.00	-16.98	3.66	3	Vertical	139	1.48	-	53.36	31.64	6.57	34.55
PK	5.2376G	110.33	Inf	-Inf	3.89	3	Vertical	139	1.48	-	106.44	31.70	6.75	34.55
PK	5.3612G	56.95	74.00	-17.05	4.09	3	Vertical	139	1.48	-	52.86	31.74	6.89	34.54

802.11a_Nss1,(6Mbps)_2TX

5240MHz_TX

17/03/2018



Legend for the spectrum plot:

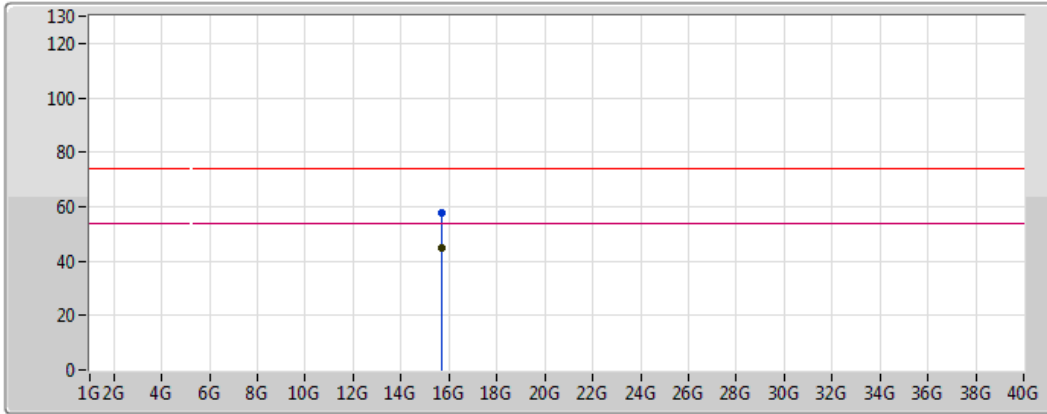
- Lim.PK: Red line with a peak icon
- PK: Blue line with a peak icon
- Lim.AV: Green line with a peak icon
- AV: Black line with a peak icon





Type	Freq (Hz)	Level (dBuV/m)	Limit (dBuV/m)	Margin (dB)	Factor (dB)	Dist (m)	Condition	Azimuth (°)	Height (m)	Comments	Raw (dBuV)	AF (dB)	CL (dB)	PA (dB)
AV	5.12G	45.10	54.00	-8.90	3.70	3	Horizontal	244	1.63	-	41.40	31.65	6.60	34.55
AV	5.2352G	103.62	Inf	-Inf	3.89	3	Horizontal	244	1.63	-	99.73	31.69	6.74	34.55
AV	5.3666G	43.93	54.00	-10.07	4.11	3	Horizontal	244	1.63	-	39.82	31.75	6.90	34.54
PK	5.1128G	56.46	74.00	-17.54	3.70	3	Horizontal	244	1.63	-	52.76	31.65	6.60	34.55
PK	5.2454G	113.43	Inf	-Inf	3.91	3	Horizontal	244	1.63	-	109.52	31.70	6.75	34.55
PK	5.3744G	56.29	74.00	-17.71	4.12	3	Horizontal	244	1.63	-	52.17	31.75	6.91	34.54

802.11a_Nss1,(6Mbps)_2TX

5240MHz_TX

17/03/2018



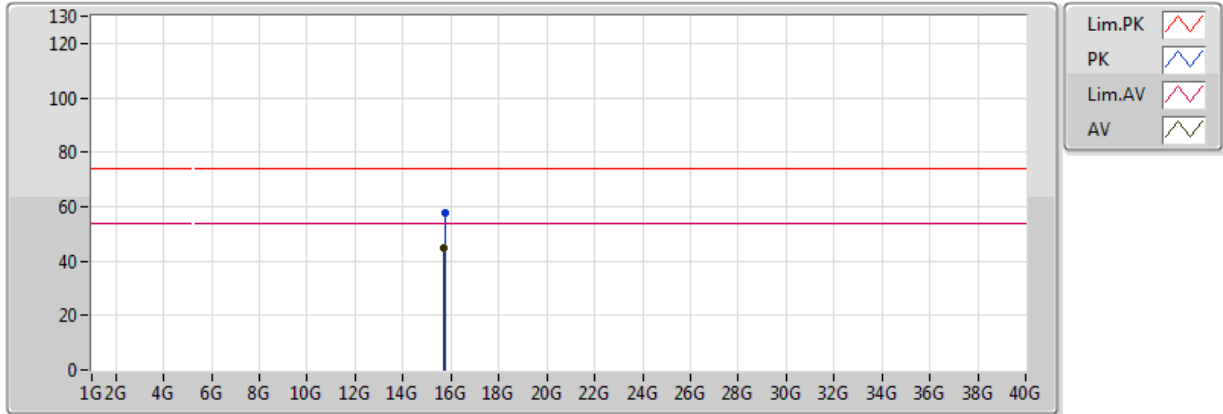
Lim.PK	
PK	
Lim.AV	
AV	

Type	Freq (Hz)	Level (dBuV/m)	Limit (dBuV/m)	Margin (dB)	Factor (dB)	Dist (m)	Condition	Azimuth (°)	Height (m)	Comments	Raw (dBuV)	AF (dB)	CL (dB)	PA (dB)
AV	15.70926G	44.99	54.00	-9.01	15.06	3	Vertical	338	1.50	-	29.93	38.20	11.76	34.90
PK	15.71766G	57.99	74.00	-16.01	15.02	3	Vertical	338	1.50	-	42.97	38.17	11.76	34.91

802.11a_Nss1,(6Mbps)_2TX

5240MHz_TX

17/03/2018

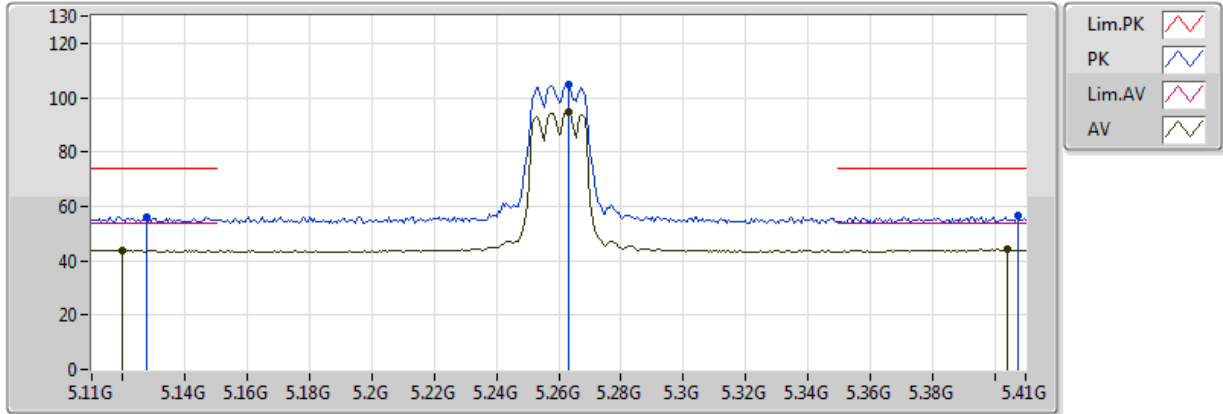


Type	Freq (Hz)	Level (dBuV/m)	Limit (dBuV/m)	Margin (dB)	Factor (dB)	Dist (m)	Condition	Azimuth (°)	Height (m)	Comments	Raw (dBuV)	AF (dB)	CL (dB)	PA (dB)
AV	15.71124G	44.98	54.00	-9.02	15.05	3	Horizontal	216	1.50	-	29.93	38.20	11.76	34.91
PK	15.73188G	57.84	74.00	-16.16	14.95	3	Horizontal	216	1.50	-	42.89	38.12	11.77	34.93

802.11a_Nss1,(6Mbps)_2TX

5260MHz_TX

17/03/2018

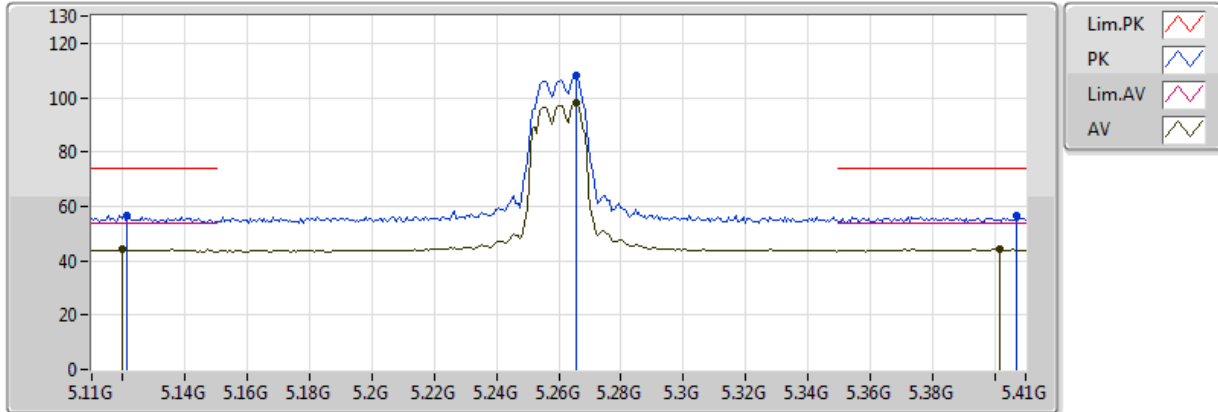


Type	Freq (Hz)	Level (dBuV/m)	Limit (dBuV/m)	Margin (dB)	Factor (dB)	Dist (m)	Condition	Azimuth (°)	Height (m)	Comments	Raw (dBuV)	AF (dB)	CL (dB)	PA (dB)
AV	5.1196G	43.82	54.00	-10.18	3.70	3	Vertical	241	1.50	-	40.12	31.65	6.60	34.55
AV	5.263G	94.86	Inf	-Inf	3.94	3	Vertical	241	1.50	-	90.92	31.71	6.78	34.54
AV	5.404G	44.09	54.00	-9.91	4.16	3	Vertical	241	1.50	-	39.93	31.76	6.94	34.54
PK	5.1274G	56.03	74.00	-17.97	3.71	3	Vertical	241	1.50	-	52.32	31.65	6.61	34.55
PK	5.263G	104.67	Inf	-Inf	3.94	3	Vertical	241	1.50	-	100.73	31.71	6.78	34.54
PK	5.4076G	56.57	74.00	-17.43	4.17	3	Vertical	241	1.50	-	52.40	31.76	6.95	34.54

802.11a_Nss1,(6Mbps)_2TX

5260MHz_TX

17/03/2018

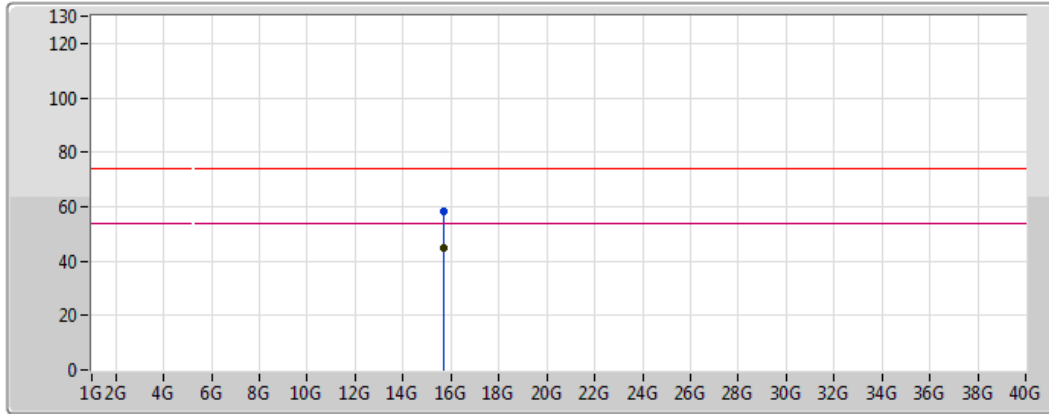






Type	Freq (Hz)	Level (dBuV/m)	Limit (dBuV/m)	Margin (dB)	Factor (dB)	Dist (m)	Condition	Azimuth (°)	Height (m)	Comments	Raw (dBuV)	AF (dB)	CL (dB)	PA (dB)
AV	5.1196G	44.50	54.00	-9.50	3.70	3	Horizontal	246	1.50	-	40.80	31.65	6.60	34.55
AV	5.2654G	97.96	Inf	-Inf	3.94	3	Horizontal	246	1.50	-	94.02	31.71	6.78	34.54
AV	5.4016G	44.19	54.00	-9.81	4.16	3	Horizontal	246	1.50	-	40.03	31.76	6.94	34.54
PK	5.1214G	56.77	74.00	-17.23	3.71	3	Horizontal	246	1.50	-	53.06	31.65	6.61	34.55
PK	5.2654G	108.23	Inf	-Inf	3.94	3	Horizontal	246	1.50	-	104.29	31.71	6.78	34.54
PK	5.407G	56.36	74.00	-17.64	4.17	3	Horizontal	246	1.50	-	52.19	31.76	6.95	34.54

802.11a_Nss1,(6Mbps)_2TX

5260MHz_TX

17/03/2018



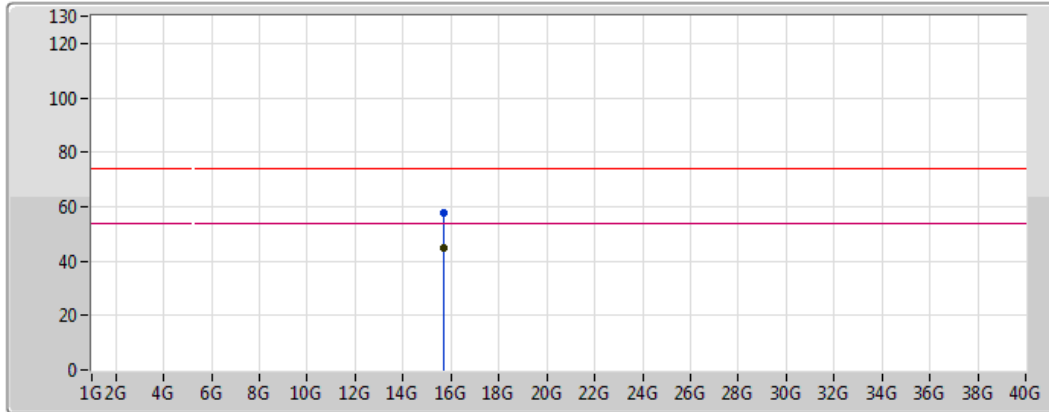
Lim.PK	
PK	
Lim.AV	
AV	

Type	Freq (Hz)	Level (dBuV/m)	Limit (dBuV/m)	Margin (dB)	Factor (dB)	Dist (m)	Condition	Azimuth (°)	Height (m)	Comments	Raw (dBuV)	AF (dB)	CL (dB)	PA (dB)
AV	15.70938G	44.94	54.00	-9.06	15.06	3	Vertical	181	1.50	-	29.88	38.20	11.76	34.90
PK	15.71166G	58.29	74.00	-15.71	15.05	3	Vertical	181	1.50	-	43.24	38.20	11.76	34.91




802.11a_Nss1,(6Mbps)_2TX

5260MHz_TX

17/03/2018



Legend:

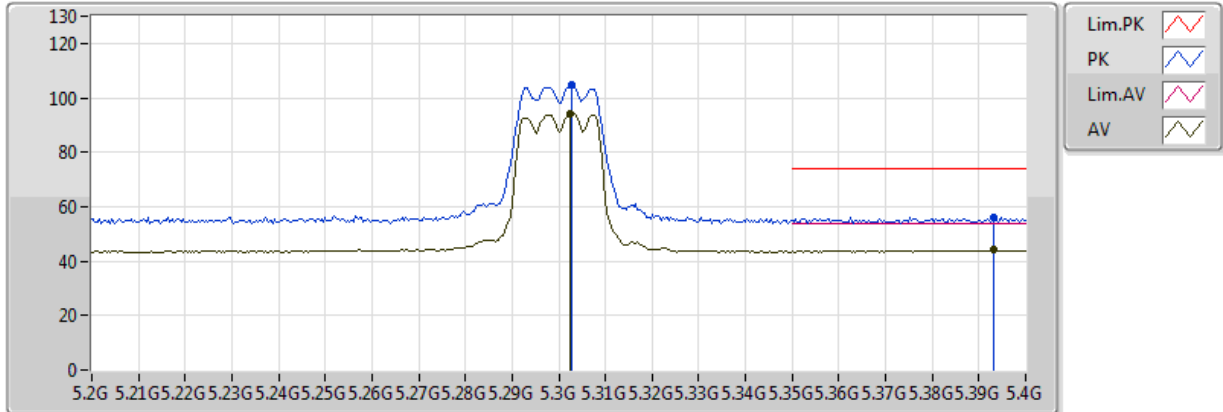
- Lim.PK 
- PK 
- Lim.AV 
- AV 

Type	Freq (Hz)	Level (dBuV/m)	Limit (dBuV/m)	Margin (dB)	Factor (dB)	Dist (m)	Condition	Azimuth (°)	Height (m)	Comments	Raw (dBuV)	AF (dB)	CL (dB)	PA (dB)
AV	15.70884G	45.10	54.00	-8.90	15.06	3	Horizontal	130	1.60	-	30.04	38.21	11.76	34.90
PK	15.71058G	57.89	74.00	-16.11	15.05	3	Horizontal	130	1.60	-	42.84	38.20	11.76	34.91

802.11a_Nss1,(6Mbps)_2TX

5300MHz_TX

17/03/2018

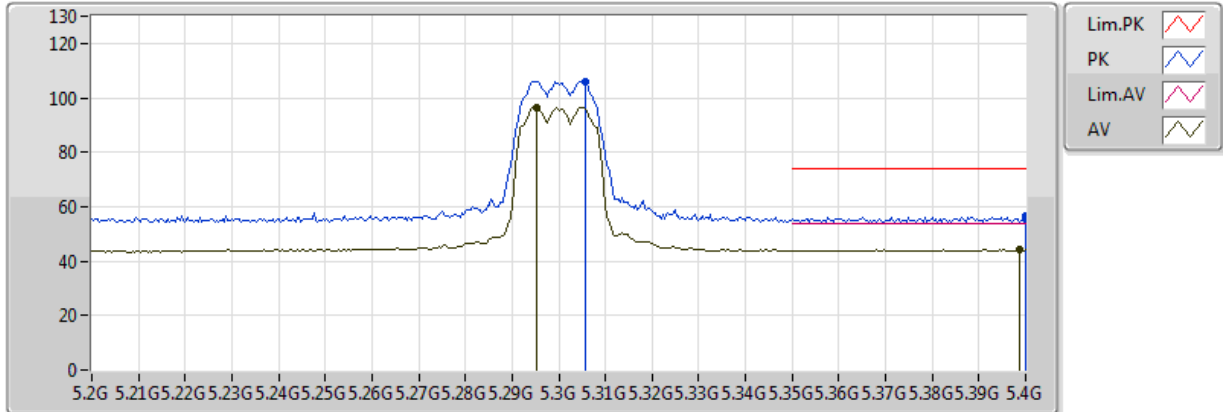


Type	Freq (Hz)	Level (dBuV/m)	Limit (dBuV/m)	Margin (dB)	Factor (dB)	Dist (m)	Condition	Azimuth (°)	Height (m)	Comments	Raw (dBuV)	AF (dB)	CL (dB)	PA (dB)
AV	5.3024G	94.12	Inf	-Inf	4.00	3	Vertical	331	1.50	-	90.12	31.72	6.82	34.54
AV	5.3932G	44.30	54.00	-9.70	4.15	3	Vertical	331	1.50	-	40.15	31.76	6.93	34.54
PK	5.3028G	104.76	Inf	-Inf	4.00	3	Vertical	331	1.50	-	100.76	31.72	6.82	34.54
PK	5.3932G	56.11	74.00	-17.89	4.15	3	Vertical	331	1.50	-	51.96	31.76	6.93	34.54

802.11a_Nss1,(6Mbps)_2TX

5300MHz_TX

17/03/2018

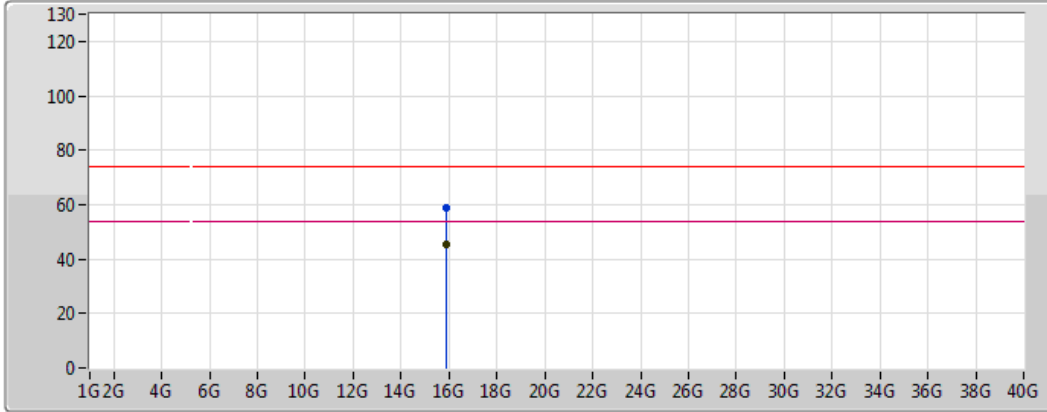






Type	Freq (Hz)	Level (dBuV/m)	Limit (dBuV/m)	Margin (dB)	Factor (dB)	Dist (m)	Condition	Azimuth (°)	Height (m)	Comments	Raw (dBuV)	AF (dB)	CL (dB)	PA (dB)
AV	5.2952G	96.58	Inf	-Inf	3.99	3	Horizontal	242	1.50	-	92.59	31.72	6.81	34.54
AV	5.3988G	44.20	54.00	-9.80	4.16	3	Horizontal	242	1.50	-	40.04	31.76	6.94	34.54
PK	5.3056G	106.17	Inf	-Inf	4.01	3	Horizontal	242	1.50	-	102.16	31.72	6.83	34.54
PK	5.4G	56.40	74.00	-17.60	4.16	3	Horizontal	242	1.50	-	52.24	31.76	6.94	34.54

802.11a_Nss1,(6Mbps)_2TX

5300MHz_TX

17/03/2018



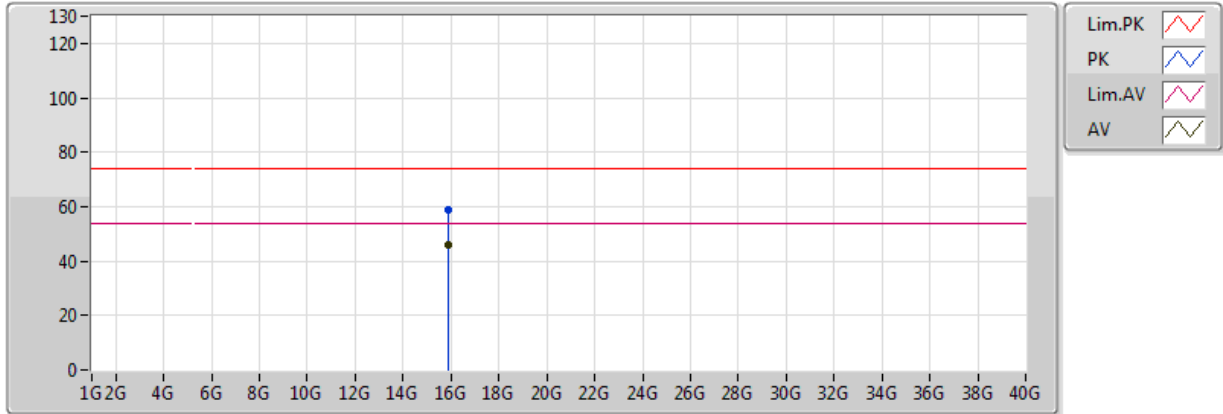
Lim.PK	
PK	
Lim.AV	
AV	

Type	Freq (Hz)	Level (dBuV/m)	Limit (dBuV/m)	Margin (dB)	Factor (dB)	Dist (m)	Condition	Azimuth (°)	Height (m)	Comments	Raw (dBuV)	AF (dB)	CL (dB)	PA (dB)
AV	15.91056G	45.53	54.00	-8.47	14.10	3	Vertical	283	1.49	-	31.43	37.44	11.81	35.14
PK	15.91386G	59.00	74.00	-15.00	14.09	3	Vertical	283	1.49	-	44.91	37.43	11.81	35.15

802.11a_Nss1,(6Mbps)_2TX

5300MHz_TX

17/03/2018

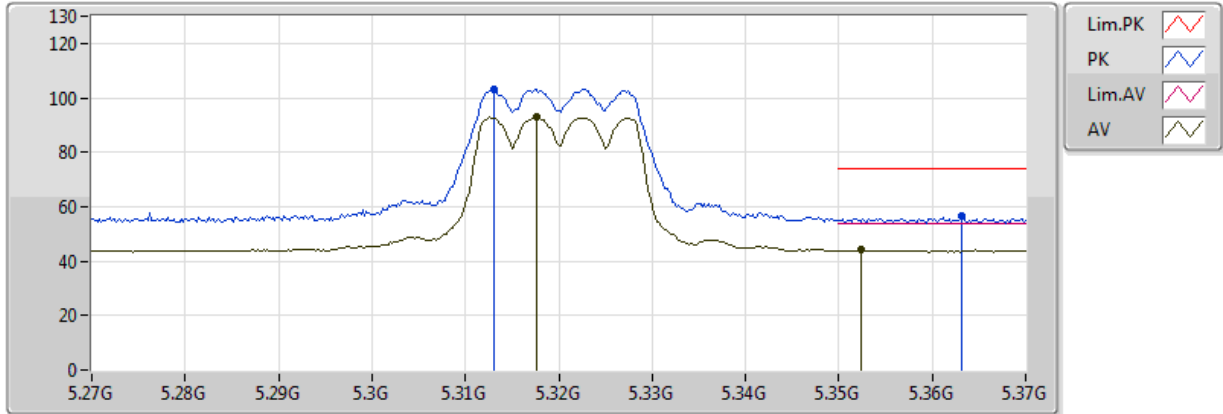


Type	Freq (Hz)	Level (dBuV/m)	Limit (dBuV/m)	Margin (dB)	Factor (dB)	Dist (m)	Condition	Azimuth (°)	Height (m)	Comments	Raw (dBuV)	AF (dB)	CL (dB)	PA (dB)
AV	15.91356G	45.79	54.00	-8.21	14.09	3	Horizontal	182	1.01	-	31.70	37.43	11.81	35.15
PK	15.90702G	58.68	74.00	-15.32	14.12	3	Horizontal	182	1.01	-	44.56	37.45	11.81	35.14

802.11a_Nss1,(6Mbps)_2TX

5320MHz_TX

17/03/2018

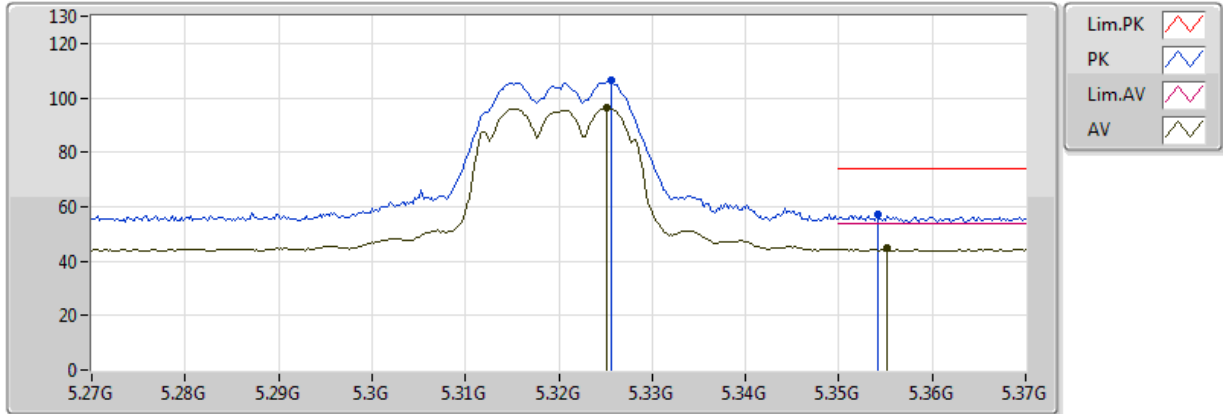


Type	Freq (Hz)	Level (dBuV/m)	Limit (dBuV/m)	Margin (dB)	Factor (dB)	Dist (m)	Condition	Azimuth (°)	Height (m)	Comments	Raw (dBuV)	AF (dB)	CL (dB)	PA (dB)
AV	5.3176G	92.92	Inf	-Inf	4.03	3	Vertical	240	1.50	-	88.89	31.73	6.84	34.54
AV	5.3524G	44.28	54.00	-9.72	4.08	3	Vertical	240	1.50	-	40.20	31.74	6.88	34.54
PK	5.313G	103.22	Inf	-Inf	4.02	3	Vertical	240	1.50	-	99.20	31.73	6.84	34.54
PK	5.3632G	56.33	74.00	-17.67	4.11	3	Vertical	240	1.50	-	52.22	31.75	6.90	34.54

802.11a_Nss1,(6Mbps)_2TX

5320MHz_TX

17/03/2018

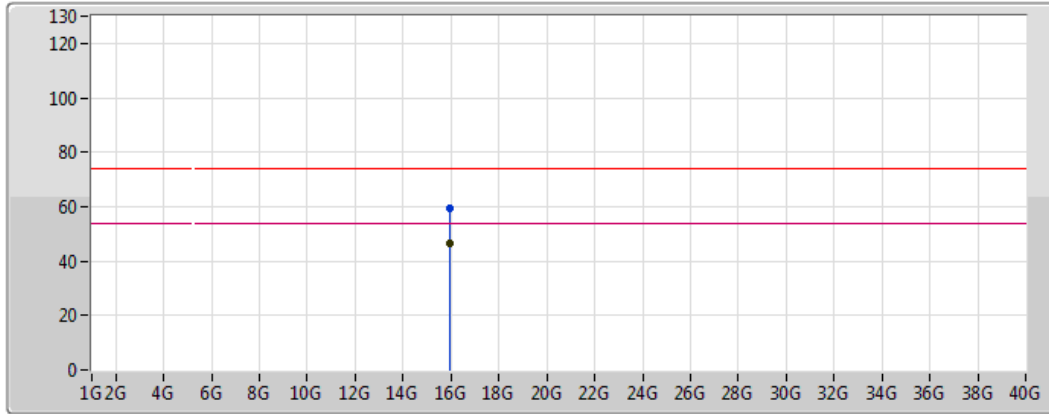






Type	Freq (Hz)	Level (dBuV/m)	Limit (dBuV/m)	Margin (dB)	Factor (dB)	Dist (m)	Condition	Azimuth (°)	Height (m)	Comments	Raw (dBuV)	AF (dB)	CL (dB)	PA (dB)
AV	5.3252G	96.31	Inf	-Inf	4.04	3	Horizontal	253	1.55	-	92.27	31.73	6.85	34.54
AV	5.3552G	44.58	54.00	-9.42	4.09	3	Horizontal	253	1.55	-	40.49	31.74	6.89	34.54
PK	5.3256G	106.69	Inf	-Inf	4.04	3	Horizontal	253	1.55	-	102.65	31.73	6.85	34.54
PK	5.3542G	57.17	74.00	-16.83	4.09	3	Horizontal	253	1.55	-	53.08	31.74	6.89	34.54

802.11a_Nss1,(6Mbps)_2TX

5320MHz_TX

17/03/2018



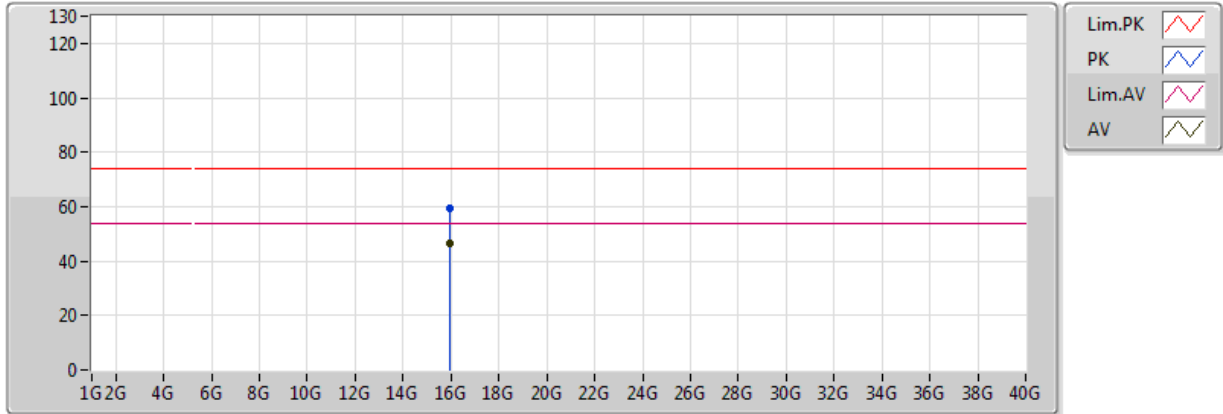
Lim.PK	
PK	
Lim.AV	
AV	

Type	Freq (Hz)	Level (dBuV/m)	Limit (dBuV/m)	Margin (dB)	Factor (dB)	Dist (m)	Condition	Azimuth (°)	Height (m)	Comments	Raw (dBuV)	AF (dB)	CL (dB)	PA (dB)
AV	15.9711G	46.30	54.00	-7.70	13.82	3	Vertical	337	2.24	-	32.48	37.21	11.82	35.22
PK	15.96048G	59.26	74.00	-14.74	13.87	3	Vertical	337	2.24	-	45.39	37.25	11.82	35.20

802.11a_Nss1,(6Mbps)_2TX

5320MHz_TX

17/03/2018

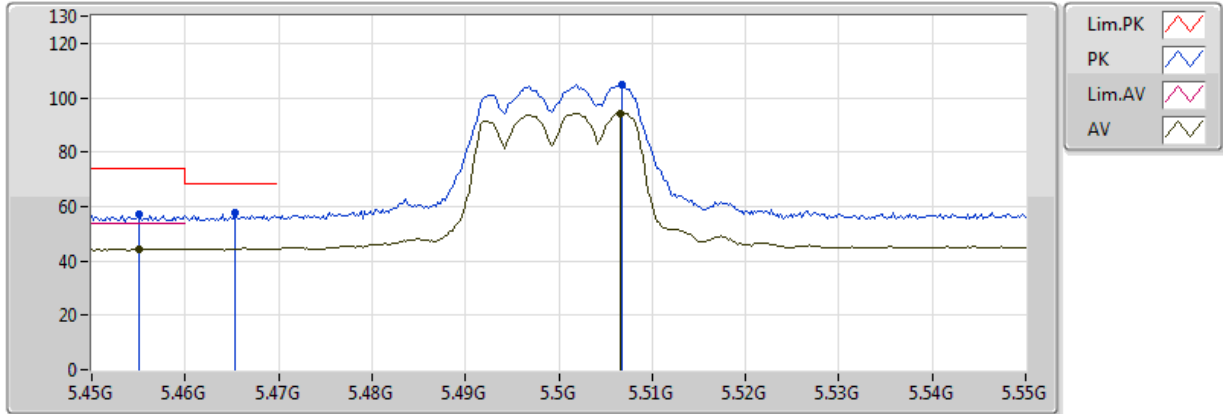


Type	Freq (Hz)	Level (dBuV/m)	Limit (dBuV/m)	Margin (dB)	Factor (dB)	Dist (m)	Condition	Azimuth (°)	Height (m)	Comments	Raw (dBuV)	AF (dB)	CL (dB)	PA (dB)
AV	15.9618G	46.24	54.00	-7.76	13.86	3	Horizontal	331	1.50	-	32.38	37.25	11.82	35.20
PK	15.97242G	59.27	74.00	-14.73	13.81	3	Horizontal	331	1.50	-	45.46	37.20	11.82	35.22

802.11a_Nss1,(6Mbps)_2TX

5500MHz_TX

17/03/2018

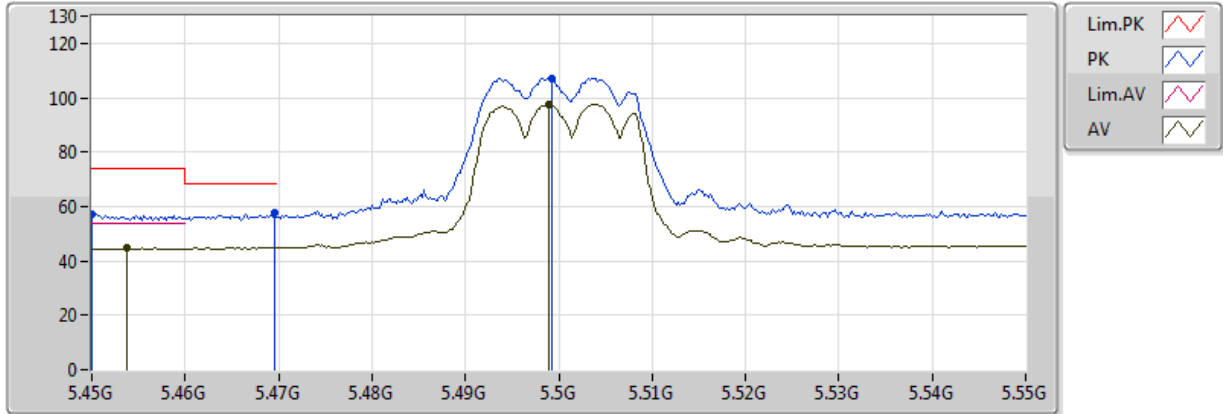


Type	Freq (Hz)	Level (dBuV/m)	Limit (dBuV/m)	Margin (dB)	Factor (dB)	Dist (m)	Condition	Azimuth (°)	Height (m)	Comments	Raw (dBuV)	AF (dB)	CL (dB)	PA (dB)
AV	5.455G	44.37	54.00	-9.63	4.25	3	Vertical	45	1.50	-	40.12	31.78	7.01	34.54
AV	5.5066G	94.37	Inf	-Inf	4.33	3	Vertical	45	1.50	-	90.04	31.81	7.06	34.54
PK	5.455G	56.91	74.00	-17.09	4.25	3	Vertical	45	1.50	-	52.66	31.78	7.01	34.54
PK	5.4654G	57.60	68.20	-10.60	4.27	3	Vertical	45	1.50	-	53.33	31.79	7.02	34.54
PK	5.5068G	104.90	Inf	-Inf	4.33	3	Vertical	45	1.50	-	100.57	31.81	7.06	34.54

802.11a_Nss1,(6Mbps)_2TX

5500MHz_TX

17/03/2018

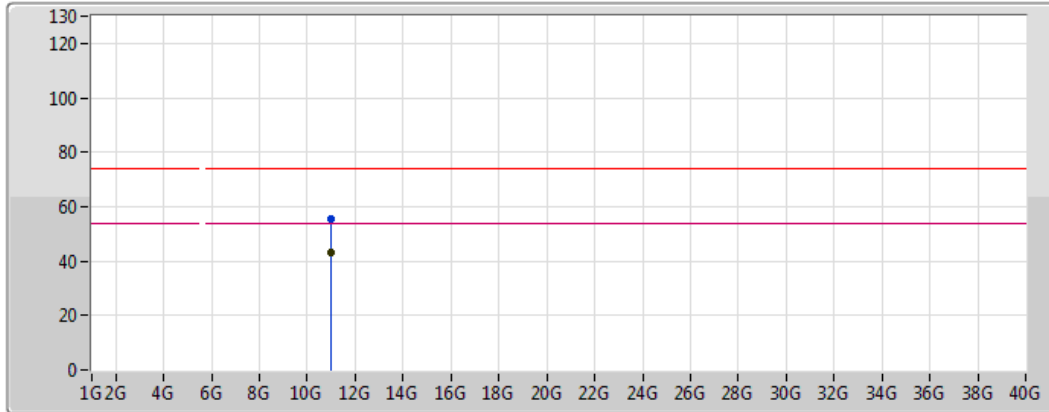


Type	Freq (Hz)	Level (dBuV/m)	Limit (dBuV/m)	Margin (dB)	Factor (dB)	Dist (m)	Condition	Azimuth (°)	Height (m)	Comments	Raw (dBuV)	AF (dB)	CL (dB)	PA (dB)
AV	5.4538G	44.63	54.00	-9.37	4.24	3	Horizontal	243	1.49	-	40.39	31.78	7.00	34.54
AV	5.499G	97.57	Inf	-Inf	4.32	3	Horizontal	243	1.49	-	93.25	31.80	7.06	34.54
PK	5.45G	57.08	74.00	-16.92	4.24	3	Horizontal	243	1.49	-	52.84	31.78	7.00	34.54
PK	5.4696G	57.78	68.20	-10.42	4.27	3	Horizontal	243	1.49	-	53.51	31.79	7.02	34.54
PK	5.4992G	107.21	Inf	-Inf	4.32	3	Horizontal	243	1.49	-	102.89	31.80	7.06	34.54





802.11a_Nss1,(6Mbps)_2TX

5500MHz_TX

17/03/2018



Legend:

- Lim.PK 
- PK 
- Lim.AV 
- AV 

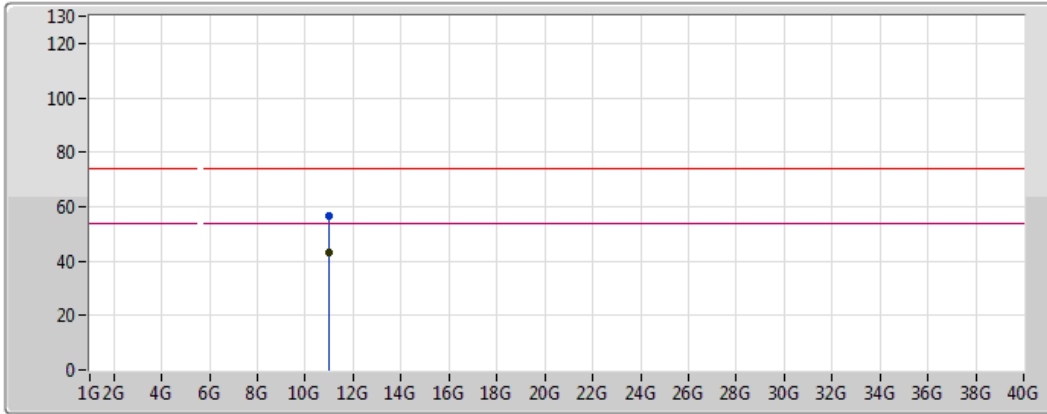
Type	Freq (Hz)	Level (dBuV/m)	Limit (dBuV/m)	Margin (dB)	Factor (dB)	Dist (m)	Condition	Azimuth (°)	Height (m)	Comments	Raw (dBuV)	AF (dB)	CL (dB)	PA (dB)
AV	10.98944G	42.95	54.00	-11.05	16.00	3	Vertical	333	1.24	-	26.95	40.39	10.21	34.60
PK	11.0027G	55.70	74.00	-18.30	16.02	3	Vertical	333	1.24	-	39.68	40.40	10.21	34.59



802.11a_Nss1,(6Mbps)_2TX

5500MHz_TX

17/03/2018



Legend:

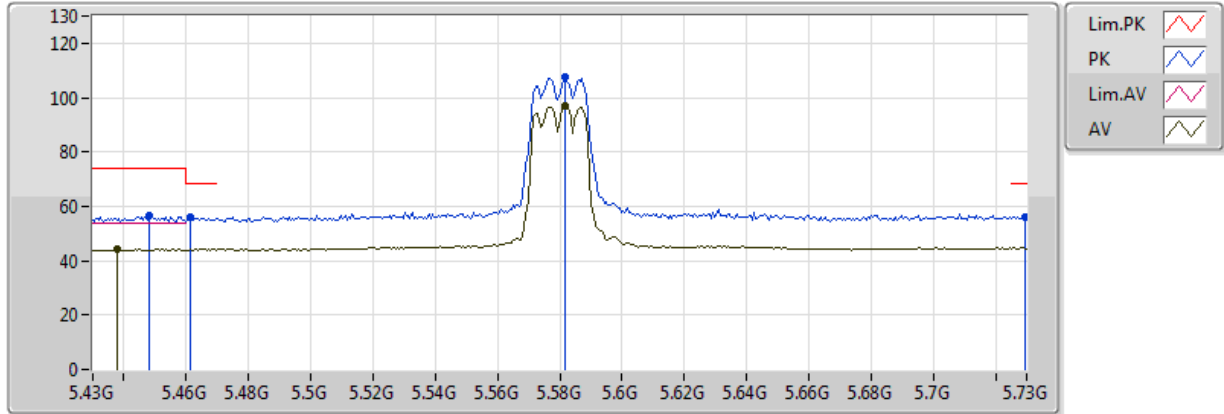
- Lim.PK
- PK
- Lim.AV
- AV

Type	Freq (Hz)	Level (dBuV/m)	Limit (dBuV/m)	Margin (dB)	Factor (dB)	Dist (m)	Condition	Azimuth (°)	Height (m)	Comments	Raw (dBuV)	AF (dB)	CL (dB)	PA (dB)
AV	10.9898G	43.18	54.00	-10.82	16.00	3	Horizontal	272	1.78	-	27.18	40.39	10.21	34.60
PK	10.9871G	56.61	74.00	-17.39	15.99	3	Horizontal	272	1.78	-	40.62	40.38	10.21	34.60

802.11a_Nss1,(6Mbps)_2TX

5580MHz_TX

17/03/2018

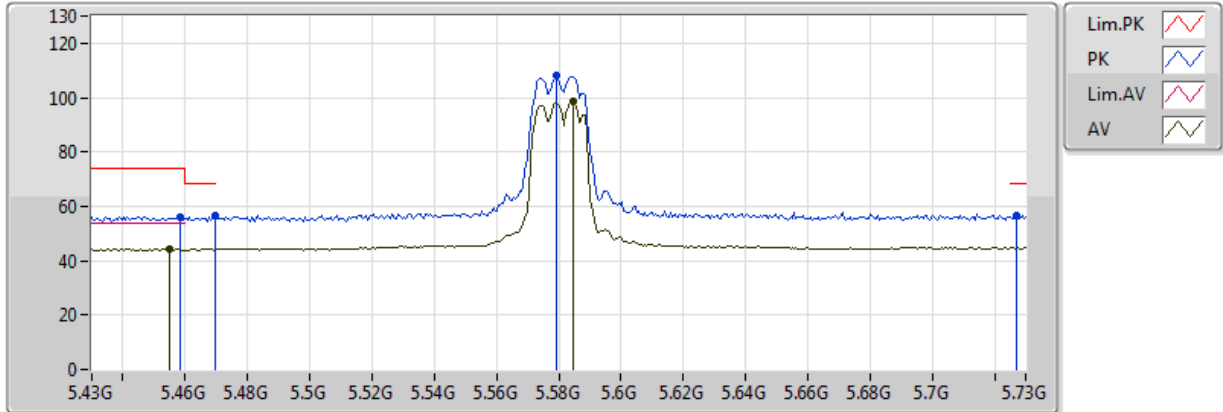


Type	Freq (Hz)	Level (dBuV/m)	Limit (dBuV/m)	Margin (dB)	Factor (dB)	Dist (m)	Condition	Azimuth (°)	Height (m)	Comments	Raw (dBuV)	AF (dB)	CL (dB)	PA (dB)
AV	5.4378G	44.11	54.00	-9.89	4.23	3	Vertical	246	1.54	-	39.88	31.78	6.99	34.54
AV	5.5818G	96.99	Inf	-Inf	4.46	3	Vertical	246	1.54	-	92.53	31.93	7.09	34.56
PK	5.448G	56.46	74.00	-17.54	4.24	3	Vertical	246	1.54	-	52.22	31.78	7.00	34.54
PK	5.4612G	55.84	68.20	-12.36	4.25	3	Vertical	246	1.54	-	51.59	31.78	7.01	34.54
PK	5.5818G	107.45	Inf	-Inf	4.46	3	Vertical	246	1.54	-	102.99	31.93	7.09	34.56
PK	5.7294G	56.09	68.20	-12.11	4.72	3	Vertical	246	1.54	-	51.37	32.17	7.16	34.61

802.11a_Nss1,(6Mbps)_2TX

5580MHz_TX

17/03/2018

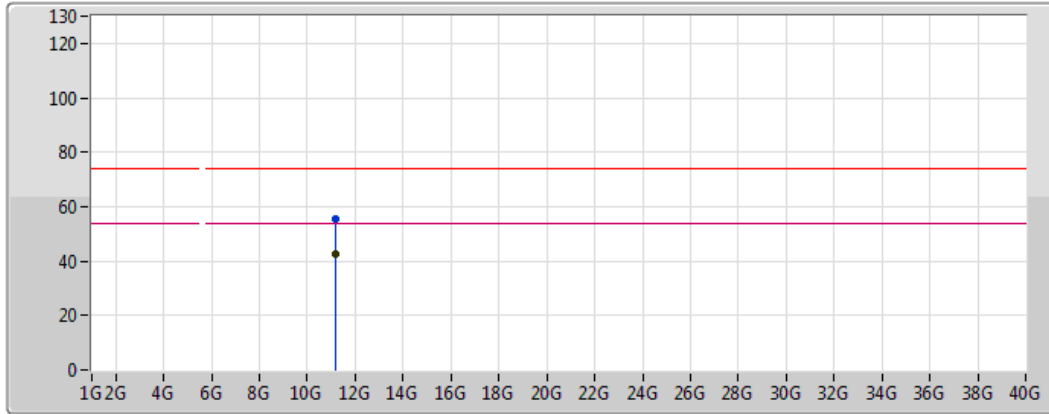






Type	Freq (Hz)	Level (dBuV/m)	Limit (dBuV/m)	Margin (dB)	Factor (dB)	Dist (m)	Condition	Azimuth (°)	Height (m)	Comments	Raw (dBuV)	AF (dB)	CL (dB)	PA (dB)
AV	5.4552G	44.28	54.00	-9.72	4.25	3	Horizontal	238	1.50	-	40.03	31.78	7.01	34.54
AV	5.5848G	98.39	Inf	-Inf	4.46	3	Horizontal	238	1.50	-	93.93	31.94	7.09	34.57
PK	5.4582G	56.21	74.00	-17.79	4.25	3	Horizontal	238	1.50	-	51.96	31.78	7.01	34.54
PK	5.4696G	56.37	68.20	-11.83	4.27	3	Horizontal	238	1.50	-	52.10	31.79	7.02	34.54
PK	5.5794G	107.92	Inf	-Inf	4.45	3	Horizontal	238	1.50	-	103.47	31.93	7.09	34.56
PK	5.727G	56.69	68.20	-11.51	4.71	3	Horizontal	238	1.50	-	51.98	32.16	7.16	34.61

802.11a_Nss1,(6Mbps)_2TX

5580MHz_TX

17/03/2018



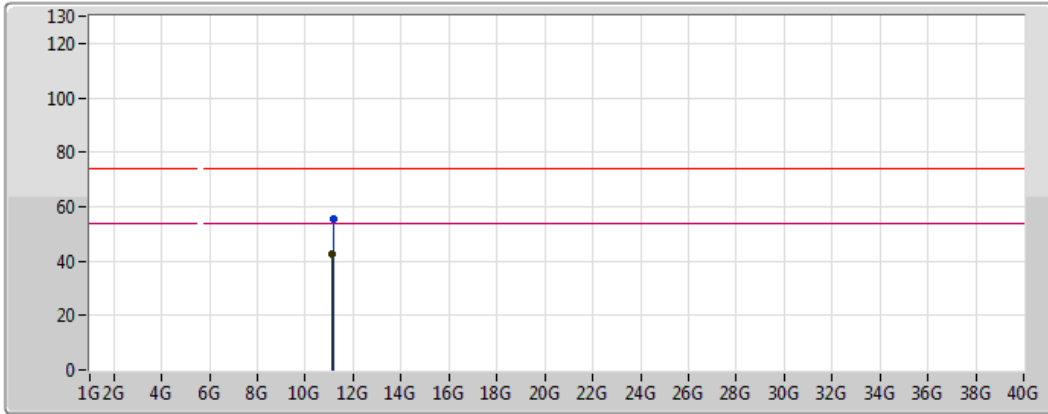
Lim.PK	
PK	
Lim.AV	
AV	





Type	Freq (Hz)	Level (dBuV/m)	Limit (dBuV/m)	Margin (dB)	Factor (dB)	Dist (m)	Condition	Azimuth (°)	Height (m)	Comments	Raw (dBuV)	AF (dB)	CL (dB)	PA (dB)
AV	11.14908G	42.50	54.00	-11.50	15.82	3	Vertical	211	1.17	-	26.68	40.19	10.25	34.62
PK	11.15082G	55.25	74.00	-18.75	15.81	3	Vertical	211	1.17	-	39.44	40.19	10.25	34.62

802.11a_Nss1,(6Mbps)_2TX

5580MHz_TX

17/03/2018



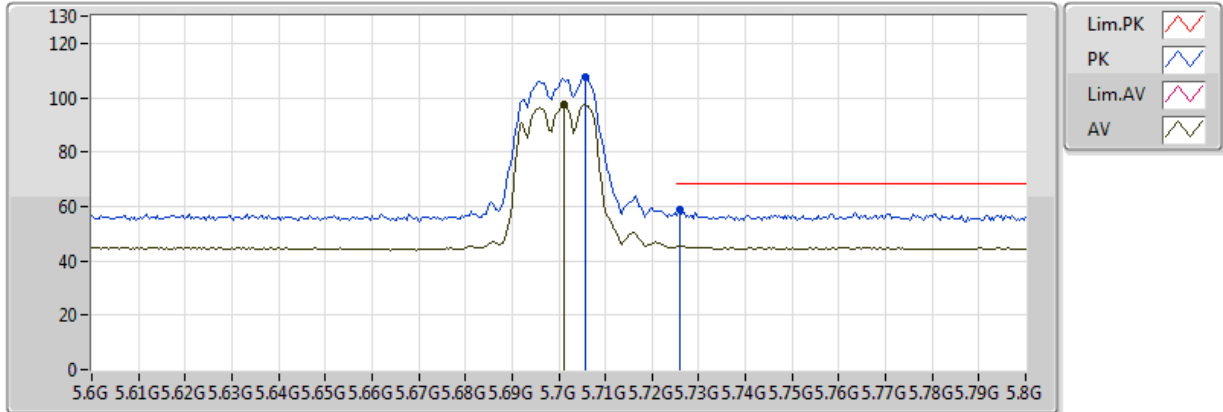
Lim.PK	
PK	
Lim.AV	
AV	

Type	Freq (Hz)	Level (dBuV/m)	Limit (dBuV/m)	Margin (dB)	Factor (dB)	Dist (m)	Condition	Azimuth (°)	Height (m)	Comments	Raw (dBuV)	AF (dB)	CL (dB)	PA (dB)
AV	11.14542G	42.44	54.00	-11.56	15.82	3	Horizontal	213	2.30	-	26.62	40.20	10.25	34.62
PK	11.16792G	55.71	74.00	-18.29	15.79	3	Horizontal	213	2.30	-	39.92	40.16	10.26	34.63

802.11a_Nss1,(6Mbps)_2TX

5700MHz_TX

17/03/2018

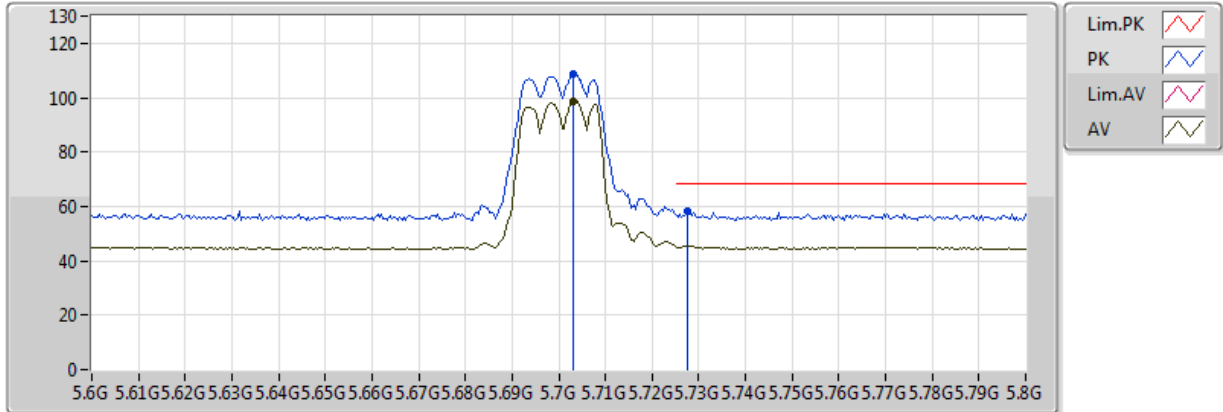


Type	Freq (Hz)	Level (dBuV/m)	Limit (dBuV/m)	Margin (dB)	Factor (dB)	Dist (m)	Condition	Azimuth (°)	Height (m)	Comments	Raw (dBuV)	AF (dB)	CL (dB)	PA (dB)
AV	5.7012G	97.29	Inf	-Inf	4.67	3	Vertical	244	1.54	-	92.62	32.12	7.15	34.60
PK	5.7056G	107.83	Inf	-Inf	4.68	3	Vertical	244	1.54	-	103.15	32.13	7.15	34.60
PK	5.726G	58.76	68.20	-9.44	4.71	3	Vertical	244	1.54	-	54.05	32.16	7.16	34.61

802.11a_Nss1,(6Mbps)_2TX

5700MHz_TX

17/03/2018

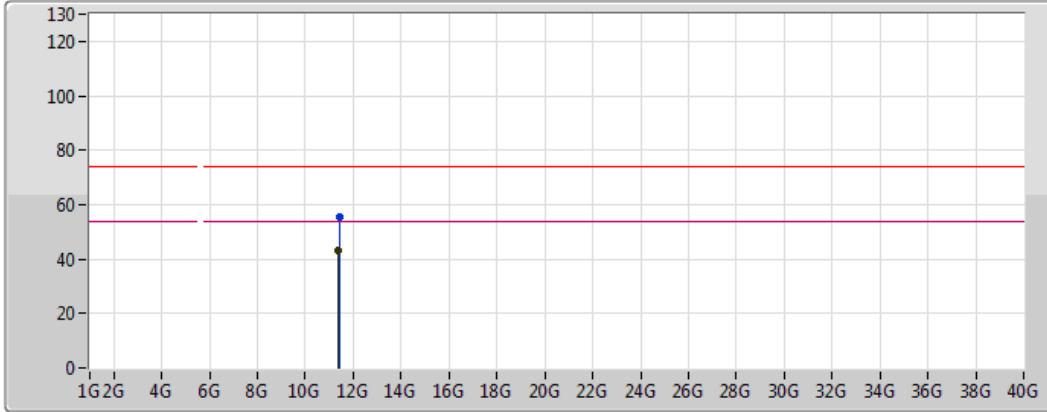






Type	Freq (Hz)	Level (dBuV/m)	Limit (dBuV/m)	Margin (dB)	Factor (dB)	Dist (m)	Condition	Azimuth (°)	Height (m)	Comments	Raw (dBuV)	AF (dB)	CL (dB)	PA (dB)
AV	5.7032G	98.77	Inf	-Inf	4.68	3	Horizontal	137	1.50	-	94.09	32.13	7.15	34.60
PK	5.7032G	108.87	Inf	-Inf	4.68	3	Horizontal	137	1.50	-	104.19	32.13	7.15	34.60
PK	5.7276G	58.13	68.20	-10.07	4.71	3	Horizontal	137	1.50	-	53.42	32.16	7.16	34.61

802.11a_Nss1,(6Mbps)_2TX

5700MHz_TX

17/03/2018



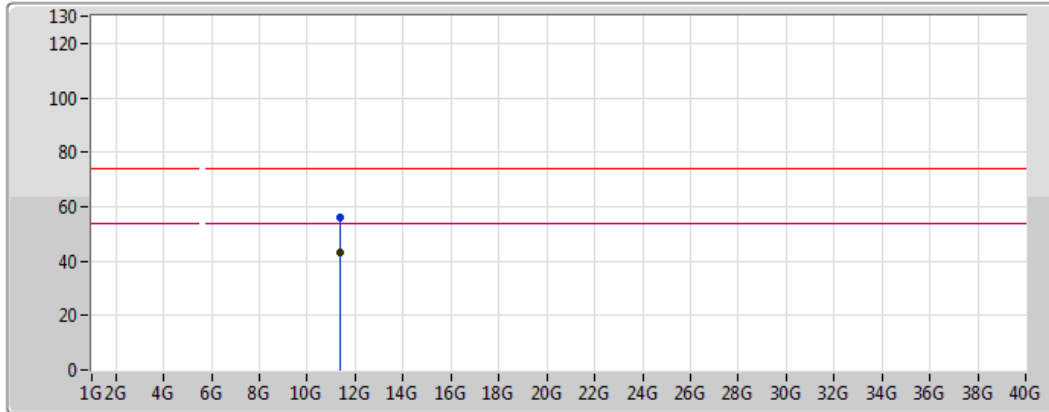
Lim.PK	
PK	
Lim.AV	
AV	





Type	Freq (Hz)	Level (dBuV/m)	Limit (dBuV/m)	Margin (dB)	Factor (dB)	Dist (m)	Condition	Azimuth (°)	Height (m)	Comments	Raw (dBuV)	AF (dB)	CL (dB)	PA (dB)
AV	11.39118G	42.87	54.00	-11.13	15.49	3	Vertical	161	1.88	-	27.38	39.85	10.32	34.68
PK	11.40618G	55.65	74.00	-18.35	15.47	3	Vertical	161	1.88	-	40.18	39.83	10.32	34.68

802.11a_Nss1,(6Mbps)_2TX

5700MHz_TX

17/03/2018



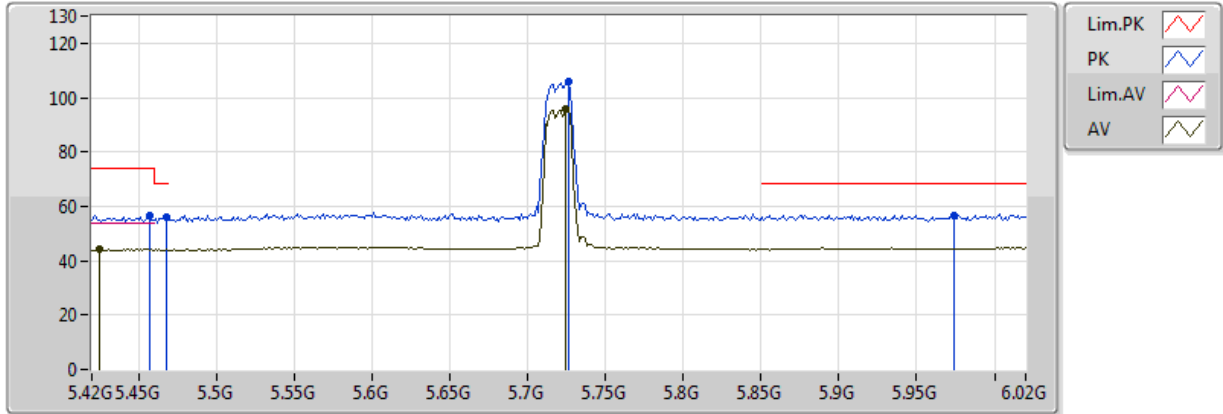
Lim.PK	
PK	
Lim.AV	
AV	

Type	Freq (Hz)	Level (dBuV/m)	Limit (dBuV/m)	Margin (dB)	Factor (dB)	Dist (m)	Condition	Azimuth (°)	Height (m)	Comments	Raw (dBuV)	AF (dB)	CL (dB)	PA (dB)
AV	11.38722G	42.94	54.00	-11.06	15.49	3	Horizontal	290	2.11	-	27.45	39.86	10.31	34.68
PK	11.40042G	55.99	74.00	-18.01	15.48	3	Horizontal	290	2.11	-	40.51	39.84	10.32	34.68

802.11a_Nss1,(6Mbps)_2TX

5720MHz Straddle 5.47-5.725GHz_TX

17/03/2018

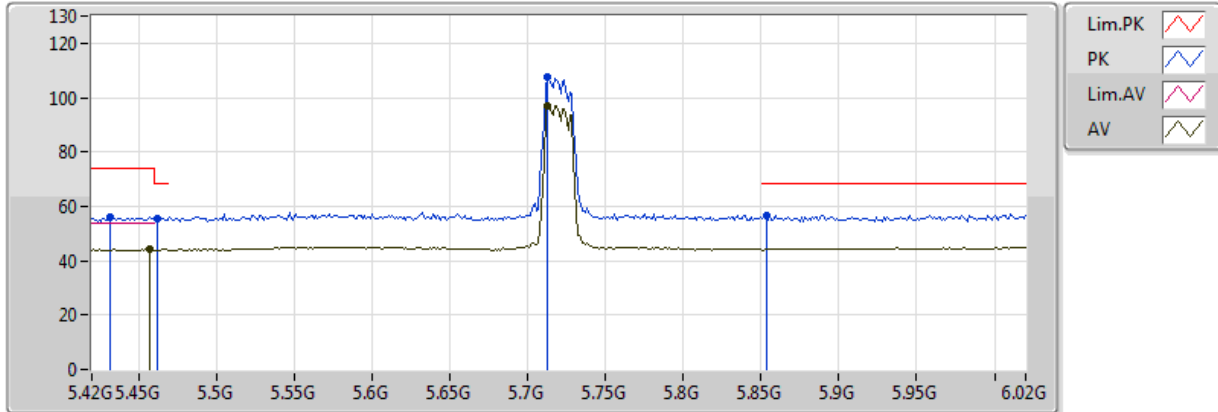


Type	Freq (Hz)	Level (dBuV/m)	Limit (dBuV/m)	Margin (dB)	Factor (dB)	Dist (m)	Condition	Azimuth (°)	Height (m)	Comments	Raw (dBuV)	AF (dB)	CL (dB)	PA (dB)
AV	5.4248G	44.13	54.00	-9.87	4.20	3	Vertical	213	1.50	-	39.93	31.77	6.97	34.54
AV	5.7248G	95.88	Inf	-Inf	4.71	3	Vertical	213	1.50	-	91.17	32.16	7.16	34.60
PK	5.4572G	56.43	74.00	-17.57	4.25	3	Vertical	213	1.50	-	52.18	31.78	7.01	34.54
PK	5.468G	55.92	68.20	-12.28	4.27	3	Vertical	213	1.50	-	51.65	31.79	7.02	34.54
PK	5.726G	106.06	Inf	-Inf	4.72	3	Vertical	213	1.50	-	101.34	32.16	7.16	34.61
PK	5.9744G	56.86	68.20	-11.34	5.16	3	Vertical	213	1.50	-	51.70	32.56	7.27	34.67

802.11a_Nss1,(6Mbps)_2TX

5720MHz Straddle 5.47-5.725GHz_TX

17/03/2018

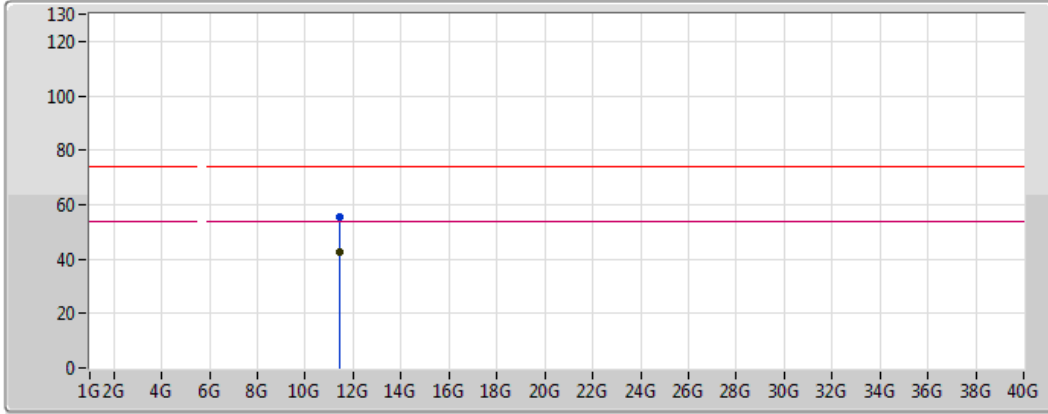






Type	Freq (Hz)	Level (dBuV/m)	Limit (dBuV/m)	Margin (dB)	Factor (dB)	Dist (m)	Condition	Azimuth (°)	Height (m)	Comments	Raw (dBuV)	AF (dB)	CL (dB)	PA (dB)
AV	5.4572G	44.10	54.00	-9.90	4.25	3	Horizontal	137	1.50	-	39.85	31.78	7.01	34.54
AV	5.7128G	97.20	Inf	-Inf	4.69	3	Horizontal	137	1.50	-	92.51	32.14	7.16	34.60
PK	5.432G	56.08	74.00	-17.92	4.21	3	Horizontal	137	1.50	-	51.87	31.77	6.98	34.54
PK	5.462G	55.40	68.20	-12.80	4.25	3	Horizontal	137	1.50	-	51.15	31.78	7.01	34.54
PK	5.7128G	107.35	Inf	-Inf	4.69	3	Horizontal	137	1.50	-	102.66	32.14	7.16	34.60
PK	5.8532G	56.81	68.20	-11.39	4.95	3	Horizontal	137	1.50	-	51.86	32.37	7.22	34.64

802.11a_Nss1,(6Mbps)_2TX

5720MHz Straddle 5.47-5.725GHz_TX

17/03/2018



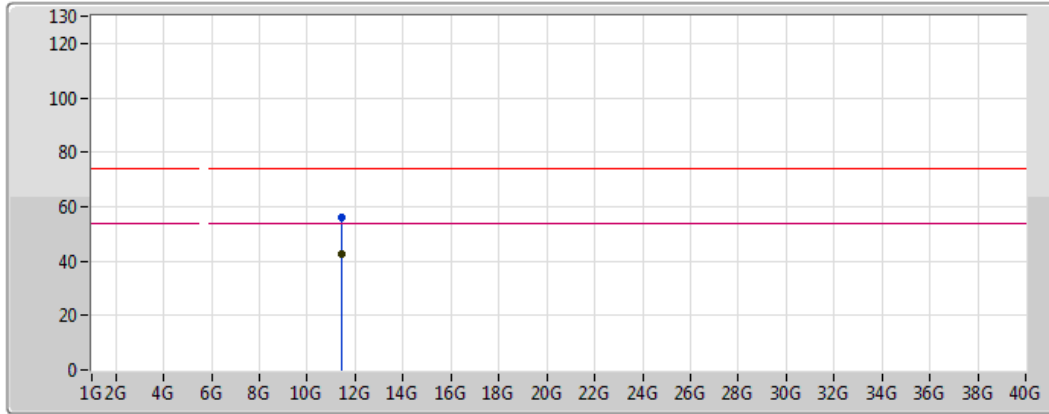
Lim.PK	
PK	
Lim.AV	
AV	

Type	Freq (Hz)	Level (dBuV/m)	Limit (dBuV/m)	Margin (dB)	Factor (dB)	Dist (m)	Condition	Azimuth (°)	Height (m)	Comments	Raw (dBuV)	AF (dB)	CL (dB)	PA (dB)
AV	11.42716G	42.71	54.00	-11.29	15.44	3	Vertical	342	1.57	-	27.27	39.80	10.33	34.69
PK	11.44666G	55.48	74.00	-18.52	15.41	3	Vertical	342	1.57	-	40.07	39.77	10.33	34.69

802.11a_Nss1,(6Mbps)_2TX

5720MHz Straddle 5.47-5.725GHz_TX

17/03/2018



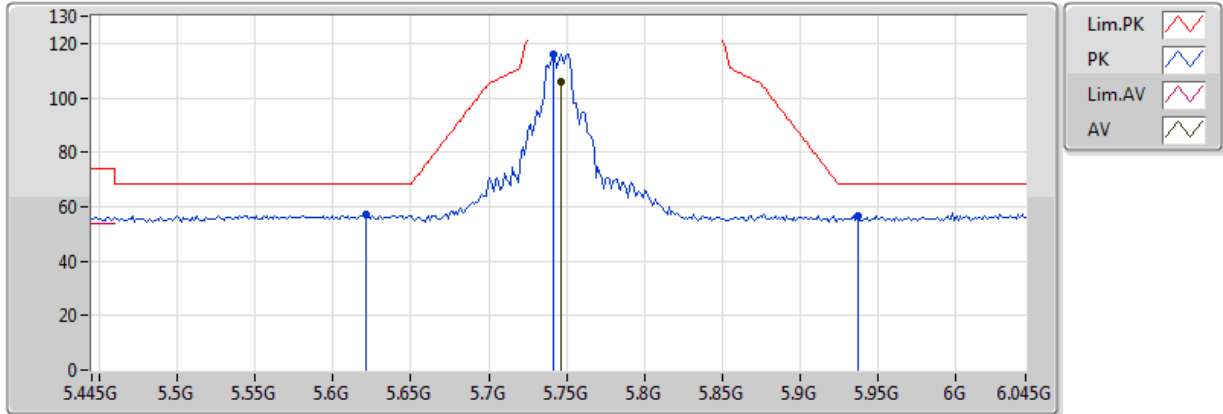
Type	Freq (Hz)	Level (dBuV/m)	Limit (dBuV/m)	Margin (dB)	Factor (dB)	Dist (m)	Condition	Azimuth (°)	Height (m)	Comments	Raw (dBuV)	AF (dB)	CL (dB)	PA (dB)
AV	11.4277G	42.81	54.00	-11.19	15.44	3	Horizontal	224	2.21	-	27.37	39.80	10.33	34.69
PK	11.42956G	55.77	74.00	-18.23	15.44	3	Horizontal	224	2.21	-	40.33	39.80	10.33	34.69



802.11a_Nss1,(6Mbps)_2TX

5745MHz_TX

17/03/2018



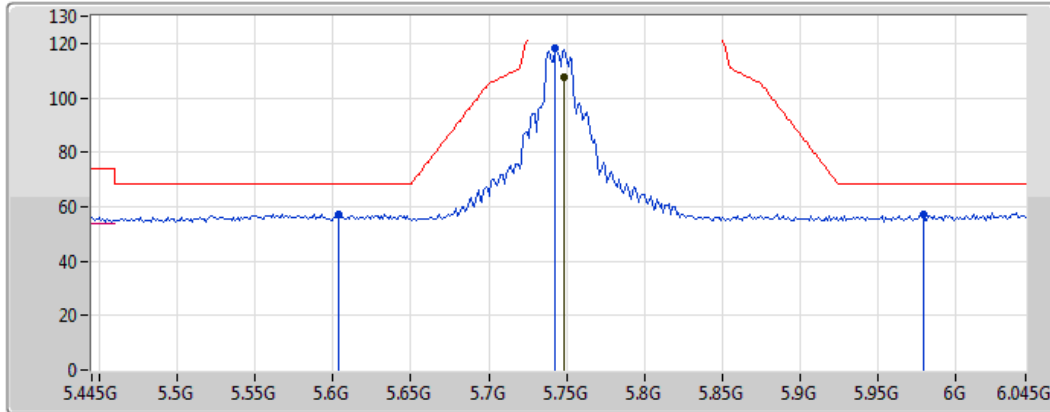
Type	Freq (Hz)	Level (dBuV/m)	Limit (dBuV/m)	Margin (dB)	Factor (dB)	Dist (m)	Condition	Azimuth (°)	Height (m)	Comments	Raw (dBuV)	AF (dB)	CL (dB)	PA (dB)
AV	5.7462G	105.86	Inf	-Inf	4.75	3	Vertical	211	1.62	-	101.11	32.19	7.17	34.61
PK	5.6214G	56.99	68.20	-11.21	4.52	3	Vertical	211	1.62	-	52.47	31.99	7.11	34.58
PK	5.7414G	116.24	Inf	-Inf	4.74	3	Vertical	211	1.62	-	111.50	32.19	7.17	34.61
PK	5.937G	56.54	68.20	-11.66	5.09	3	Vertical	211	1.62	-	51.45	32.50	7.25	34.66



802.11a_Nss1,(6Mbps)_2TX

5745MHz_TX

17/03/2018



Legend for plot:

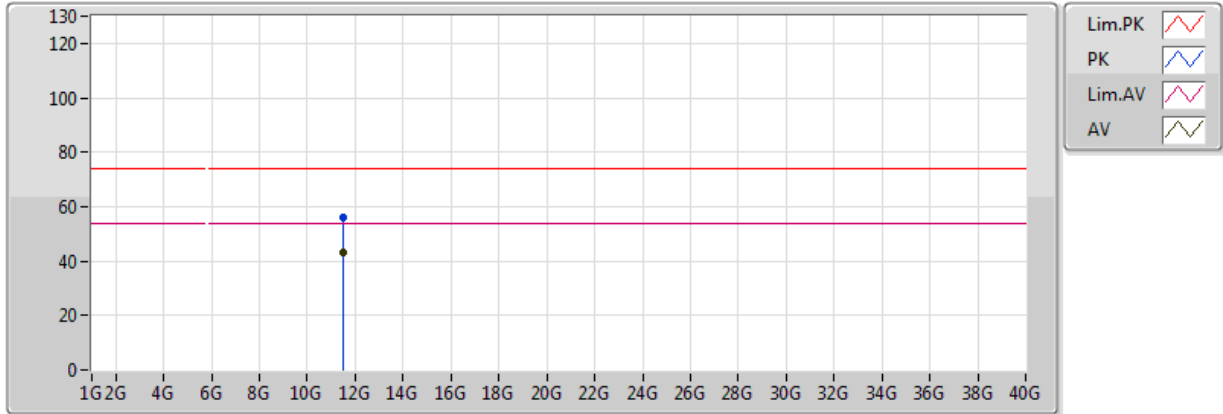
- Lim.PK: Red line with square markers
- PK: Blue line with square markers
- Lim.AV: Red line with triangle markers
- AV: Blue line with triangle markers

Type	Freq (Hz)	Level (dBuV/m)	Limit (dBuV/m)	Margin (dB)	Factor (dB)	Dist (m)	Condition	Azimuth (°)	Height (m)	Comments	Raw (dBuV)	AF (dB)	CL (dB)	PA (dB)
AV	5.7486G	107.69	Inf	-Inf	4.76	3	Horizontal	128	1.49	-	102.93	32.20	7.17	34.61
PK	5.6034G	57.41	68.20	-10.79	4.50	3	Horizontal	128	1.49	-	52.91	31.97	7.10	34.57
PK	5.7426G	118.07	Inf	-Inf	4.75	3	Horizontal	128	1.49	-	113.32	32.19	7.17	34.61
PK	5.979G	57.21	68.20	-10.99	5.17	3	Horizontal	128	1.49	-	52.04	32.57	7.27	34.67

802.11a_Nss1,(6Mbps)_2TX

5745MHz_TX

17/03/2018

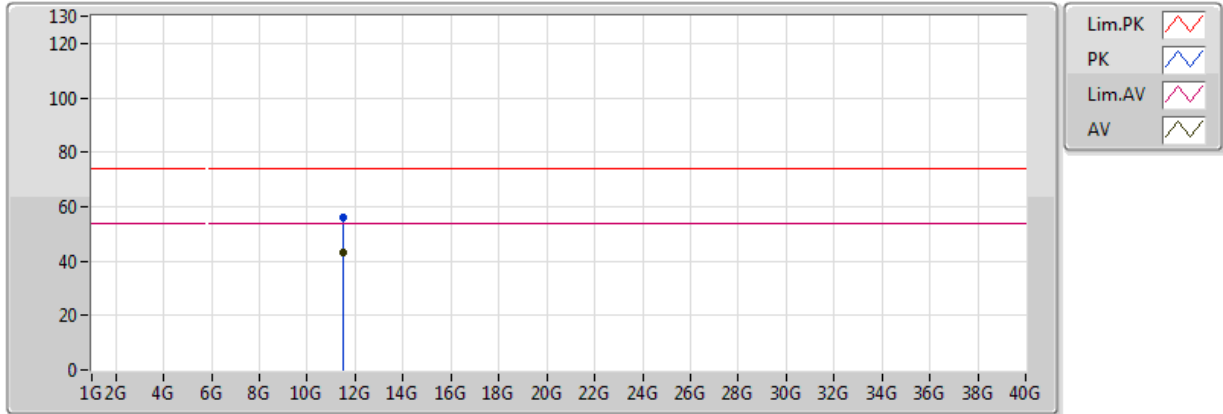


Type	Freq (Hz)	Level (dBuV/m)	Limit (dBuV/m)	Margin (dB)	Factor (dB)	Dist (m)	Condition	Azimuth (°)	Height (m)	Comments	Raw (dBuV)	AF (dB)	CL (dB)	PA (dB)
AV	11.47674G	43.00	54.00	-11.00	15.37	3	Vertical	179	1.96	-	27.63	39.73	10.34	34.70
PK	11.47614G	55.81	74.00	-18.19	15.37	3	Vertical	179	1.96	-	40.44	39.73	10.34	34.70

802.11a_Nss1,(6Mbps)_2TX

5745MHz_TX

17/03/2018



Type	Freq (Hz)	Level (dBuV/m)	Limit (dBuV/m)	Margin (dB)	Factor (dB)	Dist (m)	Condition	Azimuth (°)	Height (m)	Comments	Raw (dBuV)	AF (dB)	CL (dB)	PA (dB)
AV	11.4813G	43.02	54.00	-10.98	15.37	3	Horizontal	277	1.89	-	27.65	39.73	10.34	34.70
PK	11.47764G	56.30	74.00	-17.70	15.37	3	Horizontal	277	1.89	-	40.93	39.73	10.34	34.70



802.11a_Nss1,(6Mbps)_2TX

5785MHz_TX

17/03/2018

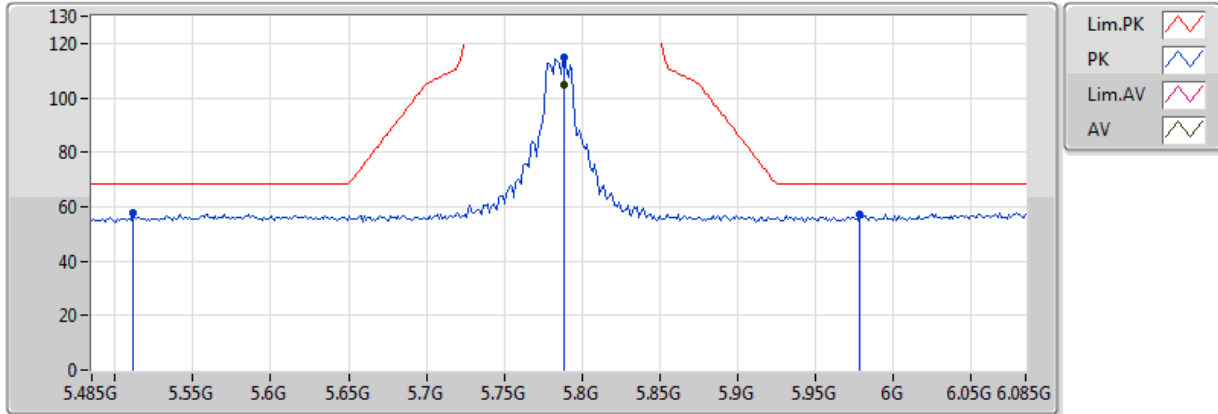


Type	Freq (Hz)	Level (dBuV/m)	Limit (dBuV/m)	Margin (dB)	Factor (dB)	Dist (m)	Condition	Azimuth (°)	Height (m)	Comments	Raw (dBuV)	AF (dB)	CL (dB)	PA (dB)
AV	5.791G	102.32	Inf	-Inf	4.83	3	Vertical	212	1.49	-	97.49	32.27	7.19	34.62
PK	5.6014G	57.77	68.20	-10.43	4.49	3	Vertical	212	1.49	-	53.28	31.96	7.10	34.57
PK	5.791G	113.41	Inf	-Inf	4.83	3	Vertical	212	1.49	-	108.58	32.27	7.19	34.62
PK	5.9734G	56.99	68.20	-11.21	5.16	3	Vertical	212	1.49	-	51.83	32.56	7.27	34.67

802.11a_Nss1,(6Mbps)_2TX

5785MHz_TX

17/03/2018

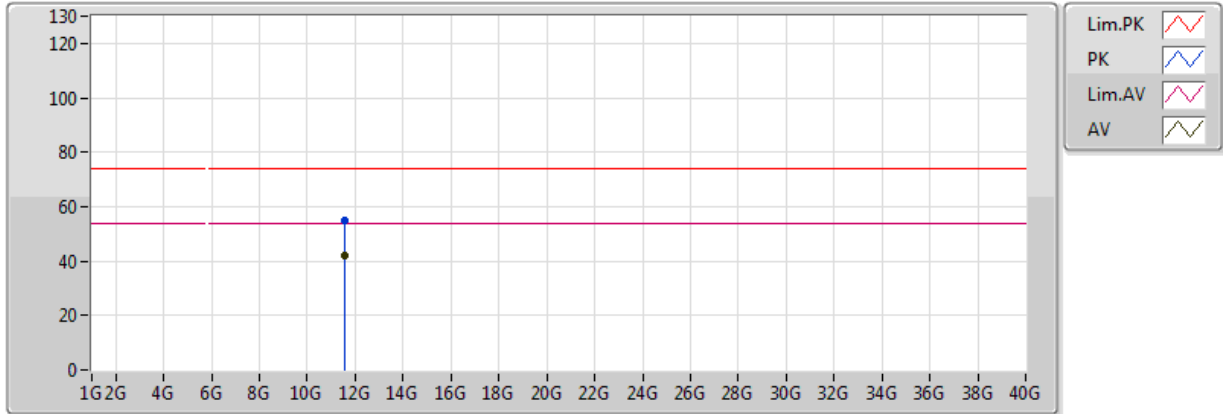


Type	Freq (Hz)	Level (dBuV/m)	Limit (dBuV/m)	Margin (dB)	Factor (dB)	Dist (m)	Condition	Azimuth (°)	Height (m)	Comments	Raw (dBuV)	AF (dB)	CL (dB)	PA (dB)
AV	5.7886G	104.75	Inf	-Inf	4.83	3	Horizontal	132	1.50	-	99.92	32.26	7.19	34.62
PK	5.5114G	57.70	68.20	-10.50	4.34	3	Horizontal	132	1.50	-	53.36	31.82	7.06	34.54
PK	5.7886G	114.70	Inf	-Inf	4.83	3	Horizontal	132	1.50	-	109.87	32.26	7.19	34.62
PK	5.9782G	57.12	68.20	-11.08	5.17	3	Horizontal	132	1.50	-	51.95	32.57	7.27	34.67

802.11a_Nss1,(6Mbps)_2TX

5785MHz_TX

17/03/2018

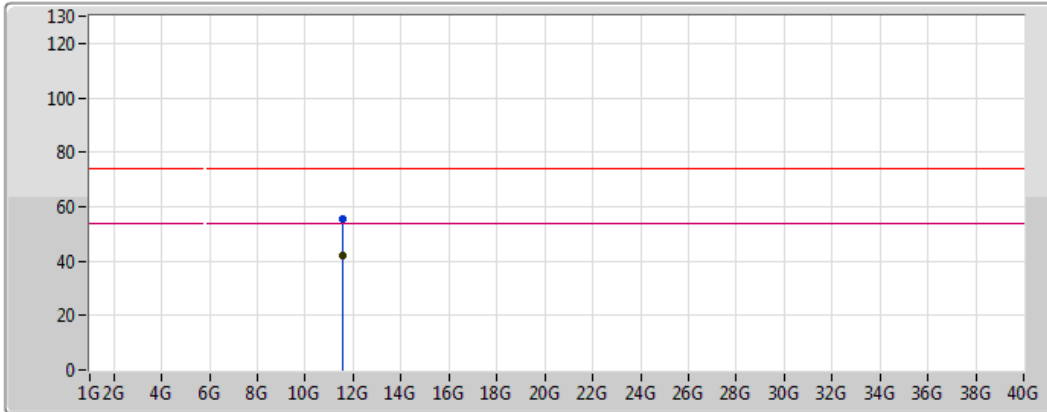





Type	Freq (Hz)	Level (dBuV/m)	Limit (dBuV/m)	Margin (dB)	Factor (dB)	Dist (m)	Condition	Azimuth (°)	Height (m)	Comments	Raw (dBuV)	AF (dB)	CL (dB)	PA (dB)
AV	11.56058G	41.97	54.00	-12.03	15.26	3	Vertical	347	1.19	-	26.71	39.62	10.36	34.72
PK	11.56562G	54.81	74.00	-19.19	15.25	3	Vertical	347	1.19	-	39.56	39.61	10.36	34.72

802.11a_Nss1,(6Mbps)_2TX

5785MHz_TX

17/03/2018



Lim.PK	
PK	
Lim.AV	
AV	

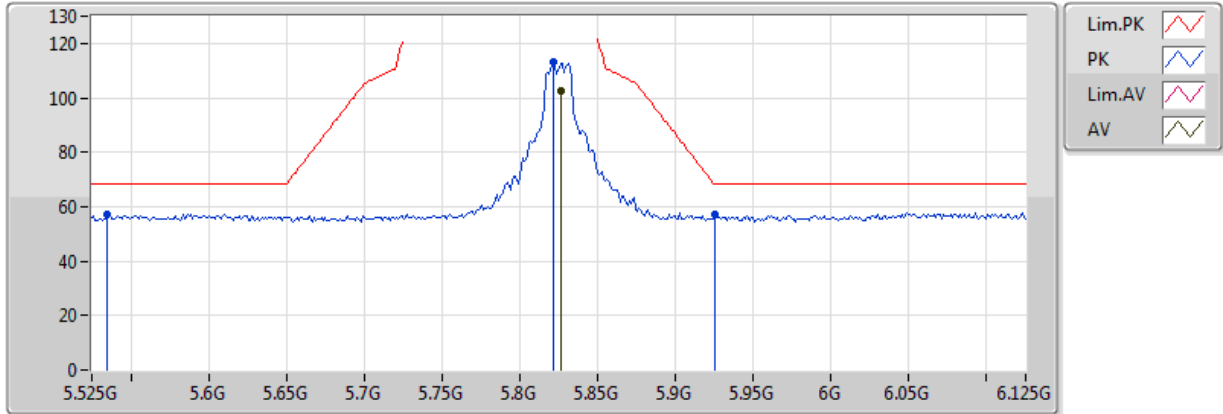
Type	Freq (Hz)	Level (dBuV/m)	Limit (dBuV/m)	Margin (dB)	Factor (dB)	Dist (m)	Condition	Azimuth (°)	Height (m)	Comments	Raw (dBuV)	AF (dB)	CL (dB)	PA (dB)
AV	11.56178G	42.12	54.00	-11.88	15.26	3	Horizontal	116	1.77	-	26.86	39.61	10.36	34.72
PK	11.57978G	55.29	74.00	-18.71	15.23	3	Horizontal	116	1.77	-	40.06	39.59	10.37	34.72



802.11a_Nss1,(6Mbps)_2TX

5825MHz_TX

17/03/2018

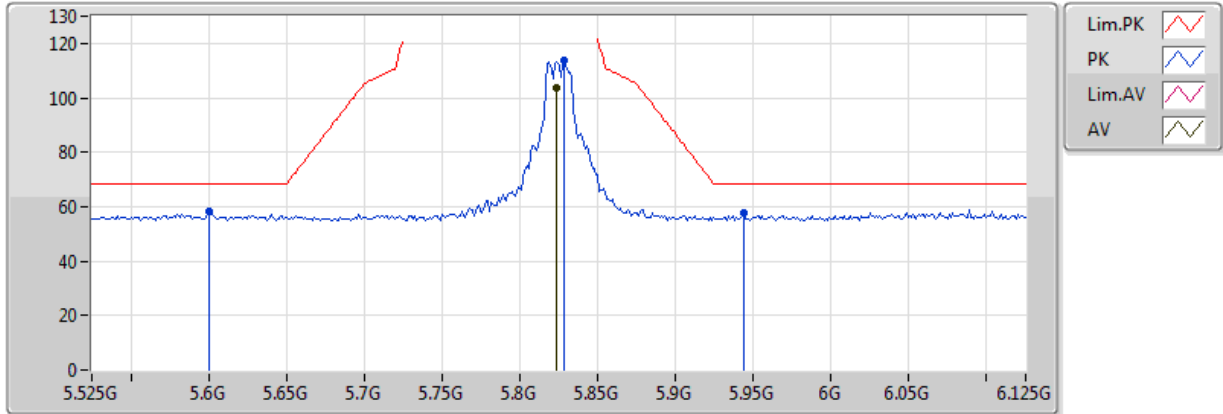


Type	Freq (Hz)	Level (dBuV/m)	Limit (dBuV/m)	Margin (dB)	Factor (dB)	Dist (m)	Condition	Azimuth (°)	Height (m)	Comments	Raw (dBuV)	AF (dB)	CL (dB)	PA (dB)
AV	5.8262G	102.74	Inf	-Inf	4.90	3	Vertical	86	1.70	-	97.84	32.32	7.20	34.63
PK	5.5346G	57.36	68.20	-10.84	4.38	3	Vertical	86	1.70	-	52.98	31.86	7.07	34.55
PK	5.8214G	112.95	Inf	-Inf	4.89	3	Vertical	86	1.70	-	108.06	32.31	7.20	34.63
PK	5.9258G	57.20	68.20	-11.00	5.07	3	Vertical	86	1.70	-	52.13	32.48	7.25	34.66

802.11a_Nss1,(6Mbps)_2TX

5825MHz_TX

17/03/2018

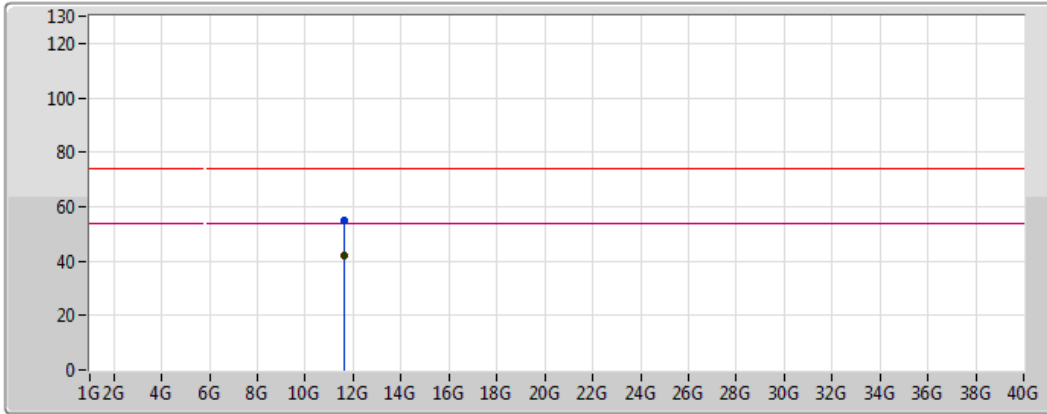






Type	Freq (Hz)	Level (dBuV/m)	Limit (dBuV/m)	Margin (dB)	Factor (dB)	Dist (m)	Condition	Azimuth (°)	Height (m)	Comments	Raw (dBuV)	AF (dB)	CL (dB)	PA (dB)
AV	5.8238G	103.58	Inf	-Inf	4.89	3	Horizontal	138	1.54	-	98.69	32.32	7.20	34.63
PK	5.6006G	58.05	68.20	-10.15	4.49	3	Horizontal	138	1.54	-	53.56	31.96	7.10	34.57
PK	5.8286G	113.47	Inf	-Inf	4.90	3	Horizontal	138	1.54	-	108.57	32.33	7.20	34.63
PK	5.9438G	57.73	68.20	-10.47	5.11	3	Horizontal	138	1.54	-	52.62	32.51	7.26	34.66

802.11a_Nss1,(6Mbps)_2TX

5825MHz_TX

17/03/2018



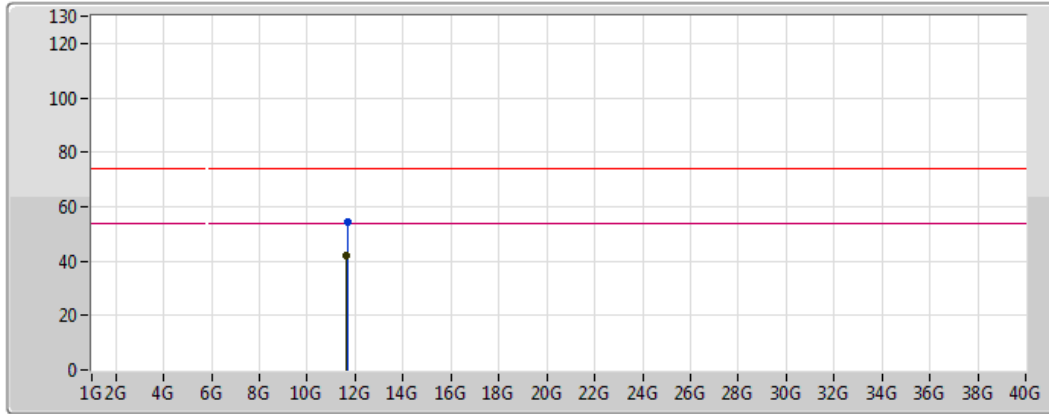
Lim.PK	
PK	
Lim.AV	
AV	





Type	Freq (Hz)	Level (dBuV/m)	Limit (dBuV/m)	Margin (dB)	Factor (dB)	Dist (m)	Condition	Azimuth (°)	Height (m)	Comments	Raw (dBuV)	AF (dB)	CL (dB)	PA (dB)
AV	11.65234G	41.81	54.00	-12.19	15.13	3	Vertical	228	1.32	-	26.68	39.49	10.39	34.74
PK	11.64724G	54.97	74.00	-19.03	15.14	3	Vertical	228	1.32	-	39.83	39.49	10.38	34.74

802.11a_Nss1,(6Mbps)_2TX

5825MHz_TX

17/03/2018



Lim.PK	
PK	
Lim.AV	
AV	

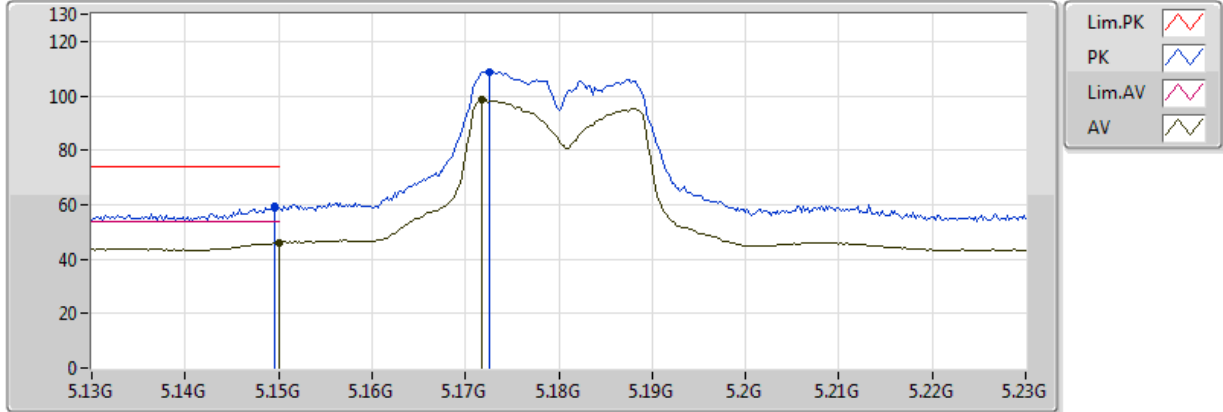
Type	Freq (Hz)	Level (dBuV/m)	Limit (dBuV/m)	Margin (dB)	Factor (dB)	Dist (m)	Condition	Azimuth (°)	Height (m)	Comments	Raw (dBuV)	AF (dB)	CL (dB)	PA (dB)
AV	11.65552G	41.83	54.00	-12.17	15.13	3	Horizontal	262	2.08	-	26.70	39.48	10.39	34.74
PK	11.65768G	54.36	74.00	-19.64	15.13	3	Horizontal	262	2.08	-	39.23	39.48	10.39	34.74



802.11ac VHT20_Nss1,(MCS0)_2TX

5180MHz_TX

17/03/2018



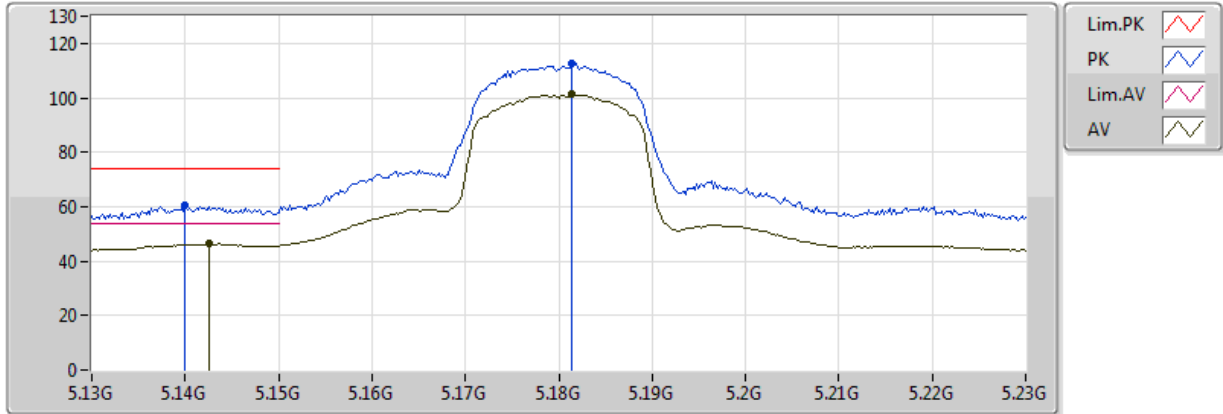
Type	Freq (Hz)	Level (dBuV/m)	Limit (dBuV/m)	Margin (dB)	Factor (dB)	Dist (m)	Condition	Azimuth (°)	Height (m)	Comments	Raw (dBuV)	AF (dB)	CL (dB)	PA (dB)
AV	5.149995G	45.97	54.00	-8.03	3.75	3	Vertical	251	1.73	-	42.22	31.66	6.64	34.55
AV	5.1718G	98.65	Inf	-Inf	3.78	3	Vertical	251	1.73	-	94.87	31.67	6.67	34.55
PK	5.1496G	59.59	74.00	-14.41	3.75	3	Vertical	251	1.73	-	55.84	31.66	6.64	34.55
PK	5.1726G	108.82	Inf	-Inf	3.79	3	Vertical	251	1.73	-	105.03	31.67	6.67	34.55



802.11ac VHT20_Nss1,(MCS0)_2TX

5180MHz_TX

17/03/2018

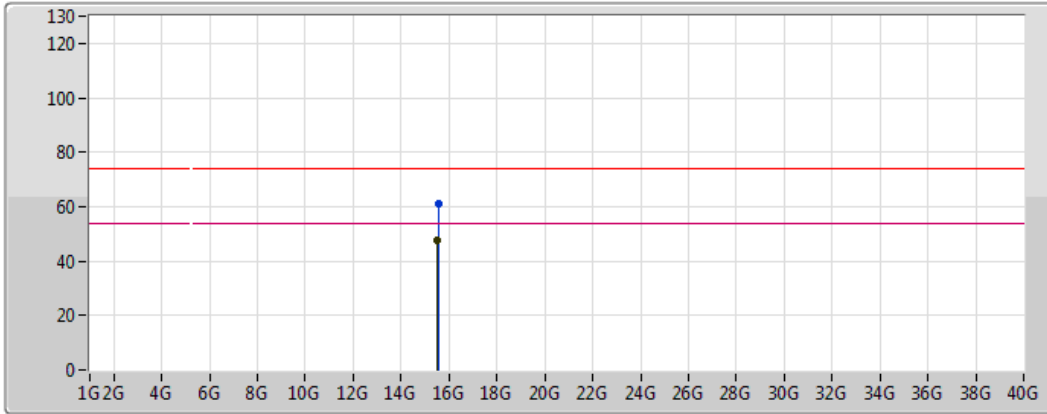


Type	Freq (Hz)	Level (dBuV/m)	Limit (dBuV/m)	Margin (dB)	Factor (dB)	Dist (m)	Condition	Azimuth (°)	Height (m)	Comments	Raw (dBuV)	AF (dB)	CL (dB)	PA (dB)
AV	5.1426G	46.30	54.00	-7.70	3.74	3	Horizontal	244	1.50	-	42.56	31.66	6.63	34.55
AV	5.1814G	101.16	Inf	-Inf	3.80	3	Horizontal	244	1.50	-	97.36	31.67	6.68	34.55
PK	5.14G	60.32	74.00	-13.68	3.74	3	Horizontal	244	1.50	-	56.58	31.66	6.63	34.55
PK	5.1814G	112.41	Inf	-Inf	3.80	3	Horizontal	244	1.50	-	108.61	31.67	6.68	34.55

802.11ac VHT20_Nss1,(MCS0)_2TX

5180MHz_TX

17/03/2018

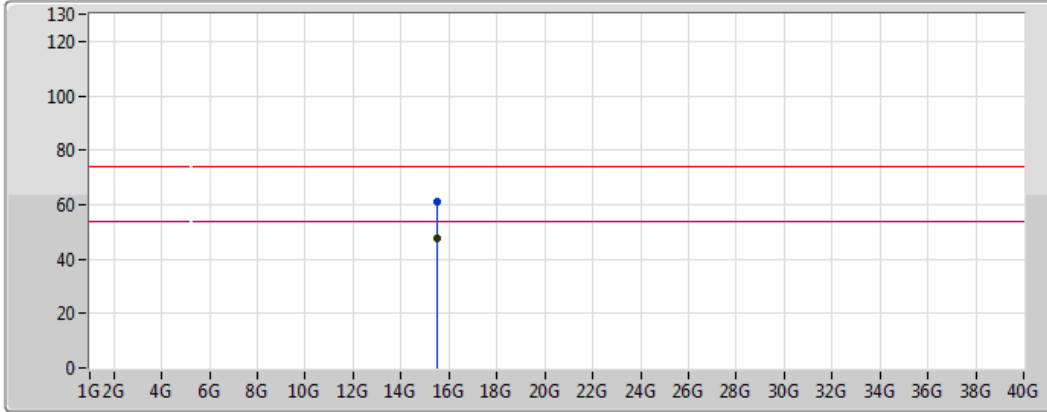


Type	Freq (Hz)	Level (dBuV/m)	Limit (dBuV/m)	Margin (dB)	Factor (dB)	Dist (m)	Condition	Azimuth (°)	Height (m)	Comments	Raw (dBuV)	AF (dB)	CL (dB)	PA (dB)
AV	15.5307G	47.43	54.00	-6.57	15.91	3	Vertical	144	1.25	-	31.52	38.88	11.72	34.69
PK	15.54984G	60.85	74.00	-13.15	15.82	3	Vertical	144	1.25	-	45.03	38.81	11.72	34.71





802.11ac VHT20_Nss1,(MCS0)_2TX

5180MHz_TX

17/03/2018



Legend:

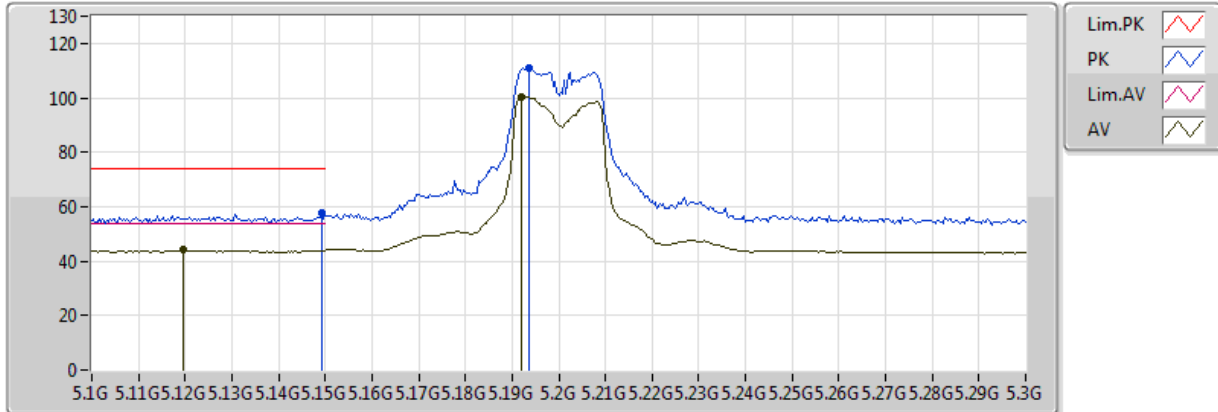
- Lim.PK 
- PK 
- Lim.AV 
- AV 

Type	Freq (Hz)	Level (dBuV/m)	Limit (dBuV/m)	Margin (dB)	Factor (dB)	Dist (m)	Condition	Azimuth (°)	Height (m)	Comments	Raw (dBuV)	AF (dB)	CL (dB)	PA (dB)
AV	15.52722G	47.40	54.00	-6.60	15.93	3	Horizontal	207	1.37	-	31.47	38.90	11.72	34.69
PK	15.53454G	61.12	74.00	-12.88	15.89	3	Horizontal	207	1.37	-	45.23	38.87	11.72	34.70

802.11ac VHT20_Nss1,(MCS0)_2TX

5200MHz_TX

17/03/2018

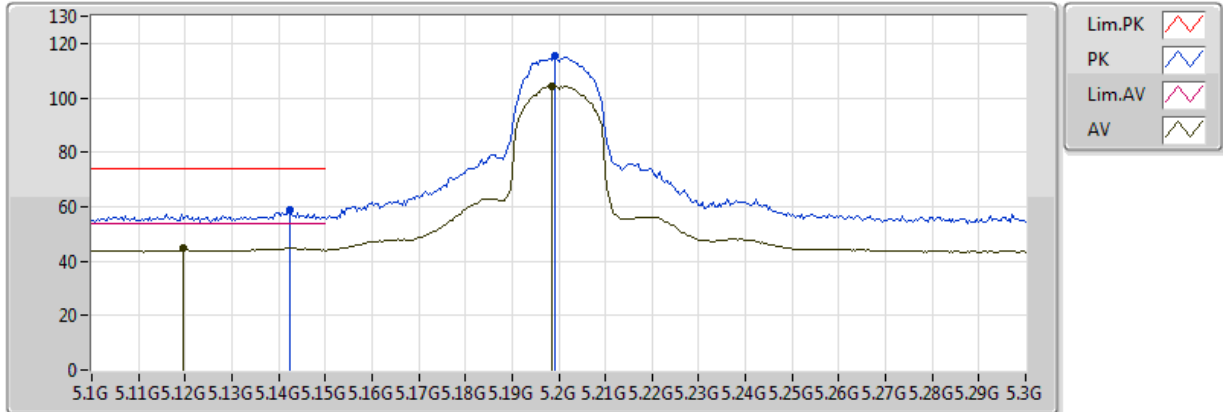


Type	Freq (Hz)	Level (dBuV/m)	Limit (dBuV/m)	Margin (dB)	Factor (dB)	Dist (m)	Condition	Azimuth (°)	Height (m)	Comments	Raw (dBuV)	AF (dB)	CL (dB)	PA (dB)
AV	5.1196G	44.05	54.00	-9.95	3.70	3	Vertical	137	1.83	-	40.35	31.65	6.60	34.55
AV	5.192G	100.41	Inf	-Inf	3.82	3	Vertical	137	1.83	-	96.59	31.68	6.69	34.55
PK	5.1492G	57.66	74.00	-16.34	3.75	3	Vertical	137	1.83	-	53.91	31.66	6.64	34.55
PK	5.1936G	111.05	Inf	-Inf	3.82	3	Vertical	137	1.83	-	107.23	31.68	6.69	34.55

802.11ac VHT20_Nss1,(MCS0)_2TX

5200MHz_TX

17/03/2018

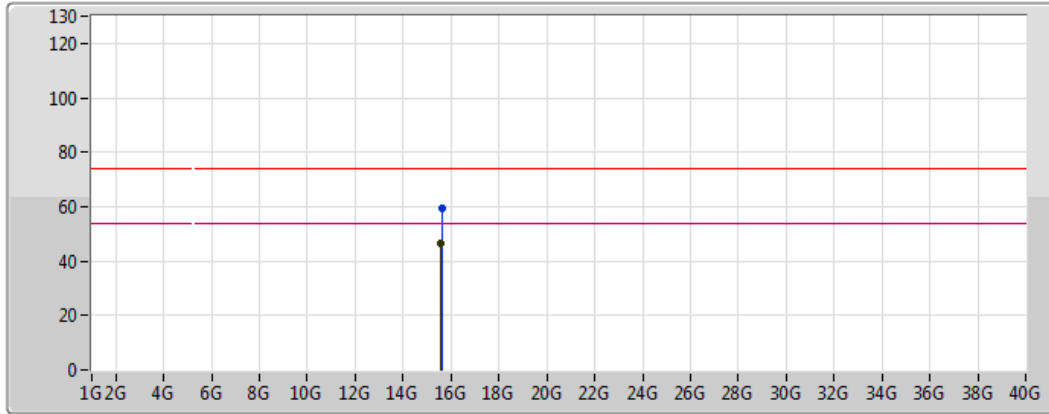


Type	Freq (Hz)	Level (dBuV/m)	Limit (dBuV/m)	Margin (dB)	Factor (dB)	Dist (m)	Condition	Azimuth (°)	Height (m)	Comments	Raw (dBuV)	AF (dB)	CL (dB)	PA (dB)
AV	5.1196G	44.86	54.00	-9.14	3.70	3	Horizontal	243	1.63	-	41.16	31.65	6.60	34.55
AV	5.1984G	104.32	Inf	-Inf	3.83	3	Horizontal	243	1.63	-	100.49	31.68	6.70	34.55
PK	5.1424G	58.85	74.00	-15.15	3.74	3	Horizontal	243	1.63	-	55.11	31.66	6.63	34.55
PK	5.1992G	115.18	Inf	-Inf	3.83	3	Horizontal	243	1.63	-	111.35	31.68	6.70	34.55





802.11ac VHT20_Nss1,(MCS0)_2TX

5200MHz_TX

17/03/2018



Legend:

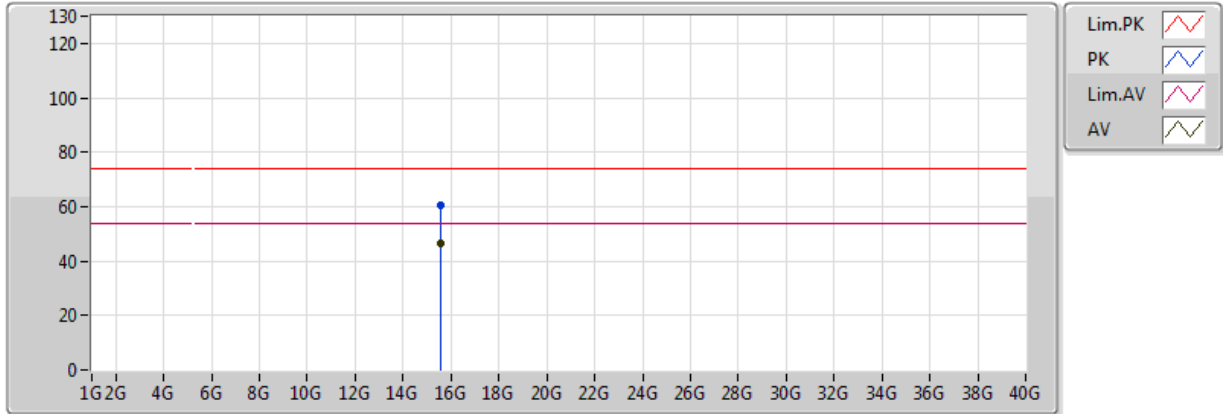
- Lim.PK 
- PK 
- Lim.AV 
- AV 

Type	Freq (Hz)	Level (dBuV/m)	Limit (dBuV/m)	Margin (dB)	Factor (dB)	Dist (m)	Condition	Azimuth (°)	Height (m)	Comments	Raw (dBuV)	AF (dB)	CL (dB)	PA (dB)
AV	15.58896G	46.45	54.00	-7.55	15.63	3	Vertical	69	2.22	-	30.82	38.66	11.73	34.76
PK	15.615G	59.60	74.00	-14.40	15.51	3	Vertical	69	2.22	-	44.09	38.56	11.74	34.79

802.11ac VHT20_Nss1,(MCS0)_2TX

5200MHz_TX

17/03/2018

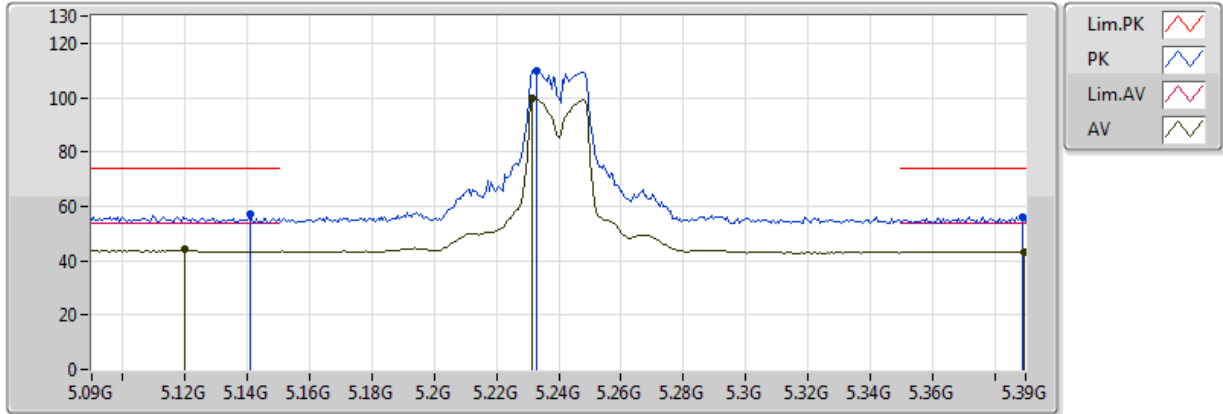


Type	Freq (Hz)	Level (dBuV/m)	Limit (dBuV/m)	Margin (dB)	Factor (dB)	Dist (m)	Condition	Azimuth (°)	Height (m)	Comments	Raw (dBuV)	AF (dB)	CL (dB)	PA (dB)
AV	15.588G	46.38	54.00	-7.62	15.64	3	Horizontal	228	1.46	-	30.74	38.67	11.73	34.76
PK	15.58512G	60.44	74.00	-13.56	15.65	3	Horizontal	228	1.46	-	44.79	38.68	11.73	34.76

802.11ac VHT20_Nss1,(MCS0)_2TX

5240MHz_TX

17/03/2018

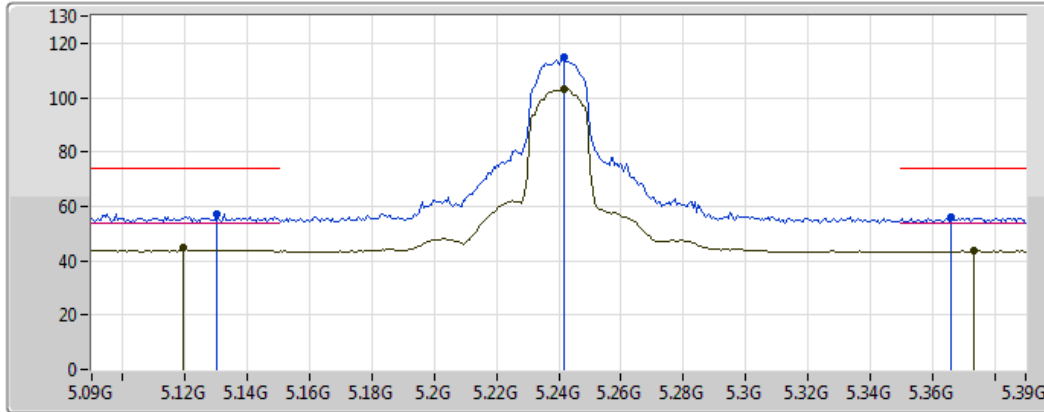


Type	Freq (Hz)	Level (dBuV/m)	Limit (dBuV/m)	Margin (dB)	Factor (dB)	Dist (m)	Condition	Azimuth (°)	Height (m)	Comments	Raw (dBuV)	AF (dB)	CL (dB)	PA (dB)
AV	5.12G	44.16	54.00	-9.84	3.70	3	Vertical	140	1.50	-	40.46	31.65	6.60	34.55
AV	5.2316G	99.72	Inf	-Inf	3.88	3	Vertical	140	1.50	-	95.84	31.69	6.74	34.55
AV	5.3894G	43.41	54.00	-10.59	4.15	3	Vertical	140	1.50	-	39.26	31.76	6.93	34.54
PK	5.141G	56.95	74.00	-17.05	3.74	3	Vertical	140	1.50	-	53.21	31.66	6.63	34.55
PK	5.2328G	109.79	Inf	-Inf	3.89	3	Vertical	140	1.50	-	105.90	31.69	6.74	34.55
PK	5.3888G	55.93	74.00	-18.07	4.15	3	Vertical	140	1.50	-	51.78	31.76	6.93	34.54

802.11ac VHT20_Nss1,(MCS0)_2TX

5240MHz_TX

17/03/2018

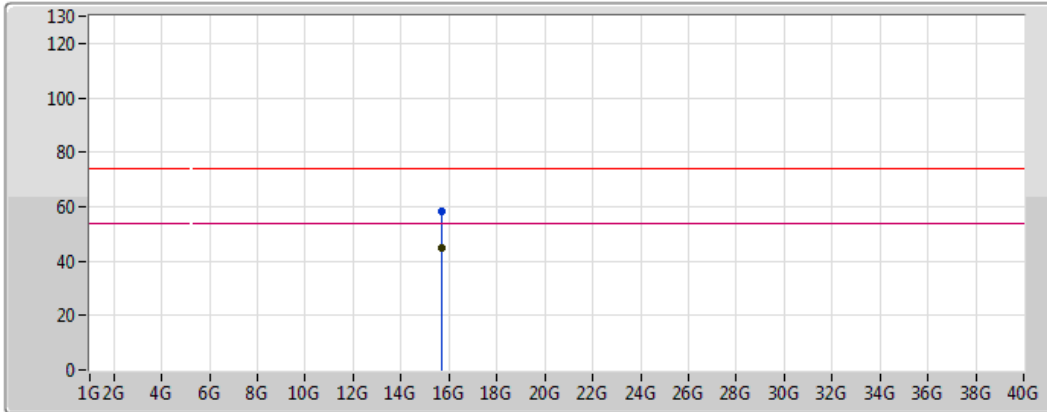






Type	Freq (Hz)	Level (dBuV/m)	Limit (dBuV/m)	Margin (dB)	Factor (dB)	Dist (m)	Condition	Azimuth (°)	Height (m)	Comments	Raw (dBuV)	AF (dB)	CL (dB)	PA (dB)
AV	5.1194G	44.64	54.00	-9.36	3.70	3	Horizontal	243	1.50	-	40.94	31.65	6.60	34.55
AV	5.2418G	103.26	Inf	-Inf	3.90	3	Horizontal	243	1.50	-	99.36	31.70	6.75	34.55
AV	5.3732G	43.57	54.00	-10.43	4.12	3	Horizontal	243	1.50	-	39.45	31.75	6.91	34.54
PK	5.1302G	57.39	74.00	-16.61	3.72	3	Horizontal	243	1.50	-	53.67	31.65	6.62	34.55
PK	5.2418G	114.71	Inf	-Inf	3.90	3	Horizontal	243	1.50	-	110.81	31.70	6.75	34.55
PK	5.366G	56.17	74.00	-17.83	4.11	3	Horizontal	243	1.50	-	52.06	31.75	6.90	34.54

802.11ac VHT20_Nss1,(MCS0)_2TX

5240MHz_TX

17/03/2018



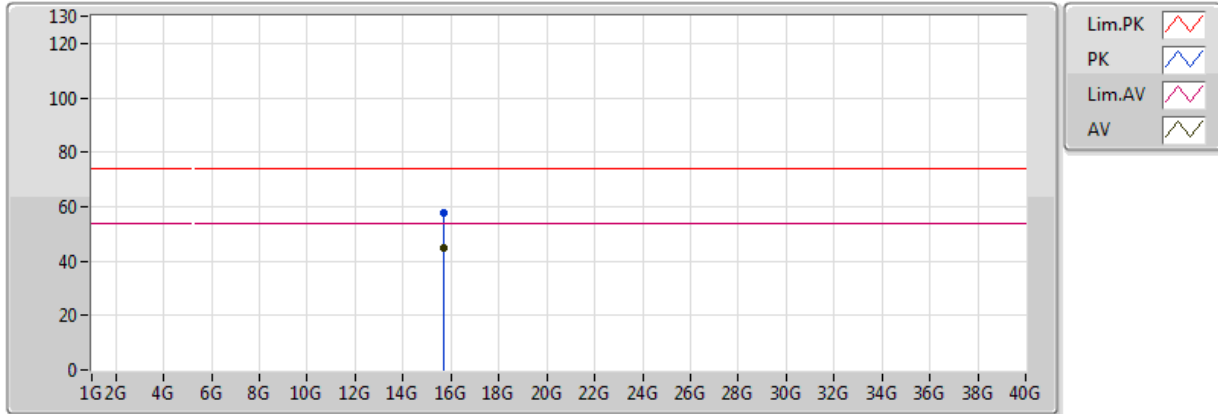
Lim.PK	
PK	
Lim.AV	
AV	

Type	Freq (Hz)	Level (dBuV/m)	Limit (dBuV/m)	Margin (dB)	Factor (dB)	Dist (m)	Condition	Azimuth (°)	Height (m)	Comments	Raw (dBuV)	AF (dB)	CL (dB)	PA (dB)
AV	15.70536G	44.64	54.00	-9.36	15.08	3	Vertical	2	1.48	-	29.56	38.22	11.76	34.90
PK	15.7119G	58.09	74.00	-15.91	15.05	3	Vertical	2	1.48	-	43.04	38.19	11.76	34.91

802.11ac VHT20_Nss1,(MCS0)_2TX

5240MHz_TX

17/03/2018

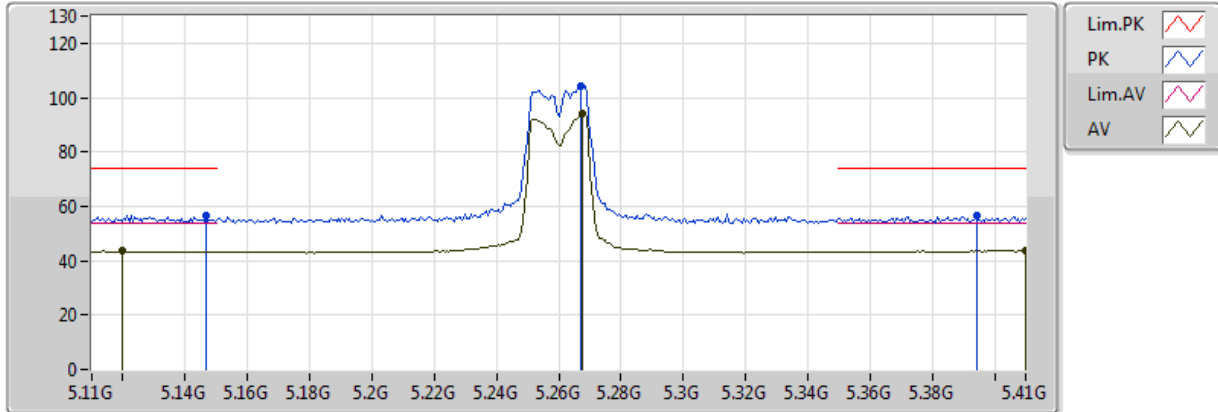


Type	Freq (Hz)	Level (dBuV/m)	Limit (dBuV/m)	Margin (dB)	Factor (dB)	Dist (m)	Condition	Azimuth (°)	Height (m)	Comments	Raw (dBuV)	AF (dB)	CL (dB)	PA (dB)
AV	15.70848G	44.61	54.00	-9.39	15.06	3	Horizontal	297	2.05	-	29.55	38.21	11.76	34.90
PK	15.70788G	57.94	74.00	-16.06	15.07	3	Horizontal	297	2.05	-	42.87	38.21	11.76	34.90

802.11ac VHT20_Nss1,(MCS0)_2TX

5260MHz_TX

17/03/2018

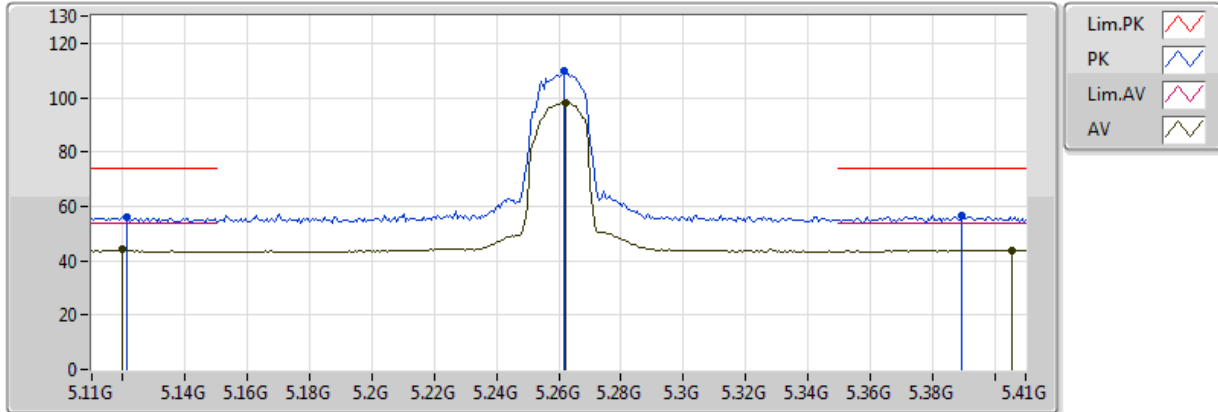


Type	Freq (Hz)	Level (dBuV/m)	Limit (dBuV/m)	Margin (dB)	Factor (dB)	Dist (m)	Condition	Azimuth (°)	Height (m)	Comments	Raw (dBuV)	AF (dB)	CL (dB)	PA (dB)
AV	5.1196G	43.74	54.00	-10.26	3.70	3	Vertical	213	1.72	-	40.04	31.65	6.60	34.55
AV	5.2678G	93.90	Inf	-Inf	3.95	3	Vertical	213	1.72	-	89.95	31.71	6.78	34.54
AV	5.41G	43.62	54.00	-10.38	4.17	3	Vertical	213	1.72	-	39.45	31.76	6.95	34.54
PK	5.1466G	56.46	74.00	-17.54	3.75	3	Vertical	213	1.72	-	52.71	31.66	6.64	34.55
PK	5.2672G	104.40	Inf	-Inf	3.94	3	Vertical	213	1.72	-	100.46	31.71	6.78	34.54
PK	5.3944G	56.54	74.00	-17.46	4.15	3	Vertical	213	1.72	-	52.39	31.76	6.93	34.54

802.11ac VHT20_Nss1,(MCS0)_2TX

5260MHz_TX

17/03/2018

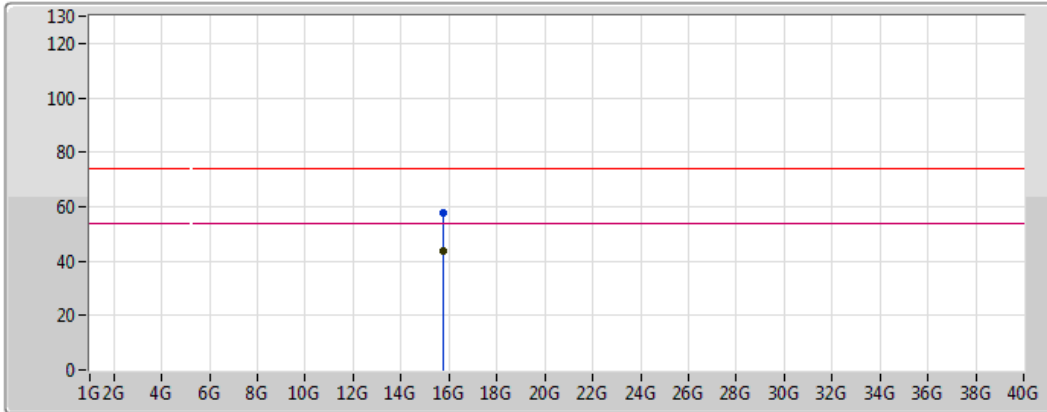


Type	Freq (Hz)	Level (dBuV/m)	Limit (dBuV/m)	Margin (dB)	Factor (dB)	Dist (m)	Condition	Azimuth (°)	Height (m)	Comments	Raw (dBuV)	AF (dB)	CL (dB)	PA (dB)
AV	5.1196G	44.45	54.00	-9.55	3.70	3	Horizontal	247	1.50	-	40.75	31.65	6.60	34.55
AV	5.2624G	98.29	Inf	-Inf	3.94	3	Horizontal	247	1.50	-	94.35	31.70	6.77	34.54
AV	5.4058G	43.85	54.00	-10.15	4.17	3	Horizontal	247	1.50	-	39.68	31.76	6.95	34.54
PK	5.1214G	56.22	74.00	-17.78	3.71	3	Horizontal	247	1.50	-	52.51	31.65	6.61	34.55
PK	5.2618G	109.66	Inf	-Inf	3.94	3	Horizontal	247	1.50	-	105.72	31.70	6.77	34.54
PK	5.3896G	56.64	74.00	-17.36	4.15	3	Horizontal	247	1.50	-	52.49	31.76	6.93	34.54





802.11ac VHT20_Nss1,(MCS0)_2TX

5260MHz_TX

17/03/2018



Legend:

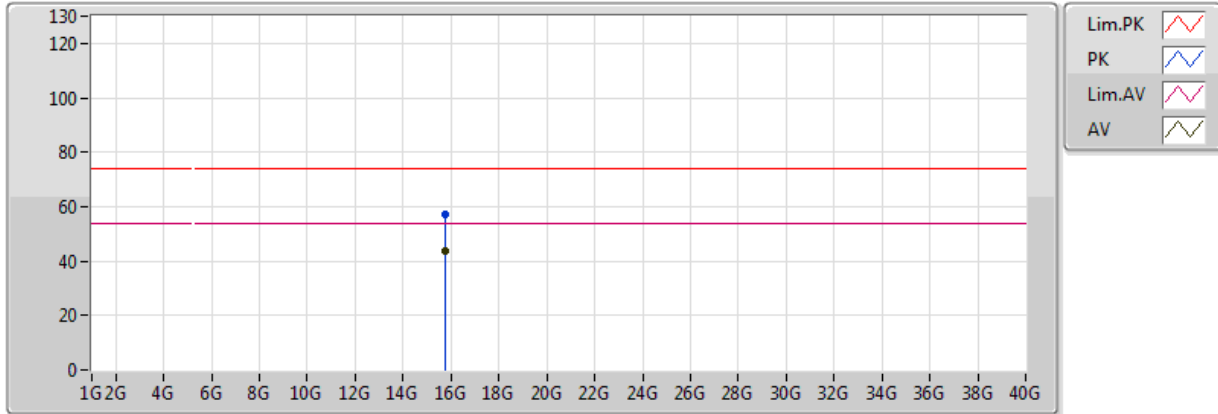
- Lim.PK 
- PK 
- Lim.AV 
- AV 

Type	Freq (Hz)	Level (dBuV/m)	Limit (dBuV/m)	Margin (dB)	Factor (dB)	Dist (m)	Condition	Azimuth (°)	Height (m)	Comments	Raw (dBuV)	AF (dB)	CL (dB)	PA (dB)
AV	15.77292G	43.81	54.00	-10.19	14.76	3	Vertical	347	1.46	-	29.05	37.96	11.78	34.98
PK	15.77166G	57.60	74.00	-16.40	14.76	3	Vertical	347	1.46	-	42.84	37.97	11.78	34.98

802.11ac VHT20_Nss1,(MCS0)_2TX

5260MHz_TX

17/03/2018

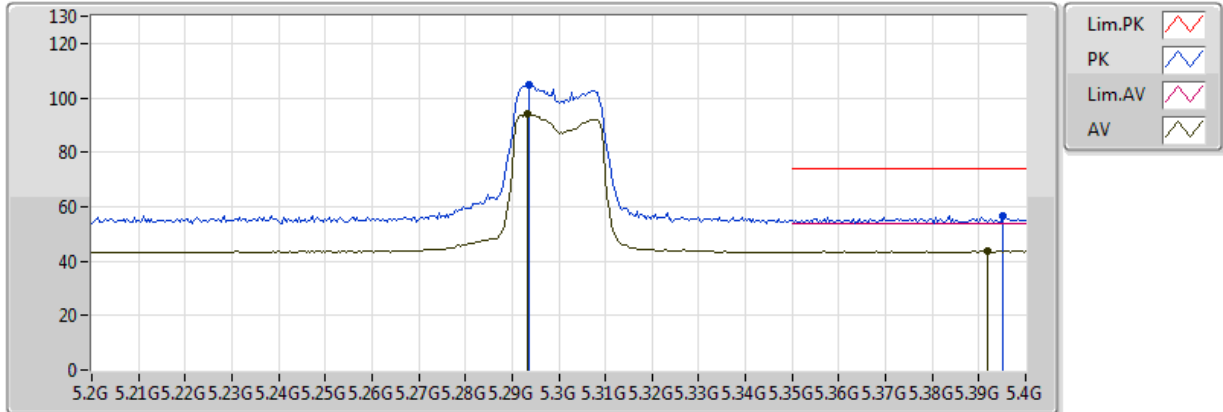


Type	Freq (Hz)	Level (dBuV/m)	Limit (dBuV/m)	Margin (dB)	Factor (dB)	Dist (m)	Condition	Azimuth (°)	Height (m)	Comments	Raw (dBuV)	AF (dB)	CL (dB)	PA (dB)
AV	15.7683G	43.78	54.00	-10.22	14.78	3	Horizontal	105	2.42	-	29.00	37.98	11.77	34.97
PK	15.78978G	57.33	74.00	-16.67	14.68	3	Horizontal	105	2.42	-	42.65	37.90	11.78	35.00

802.11ac VHT20_Nss1,(MCS0)_2TX

5300MHz_TX

17/03/2018

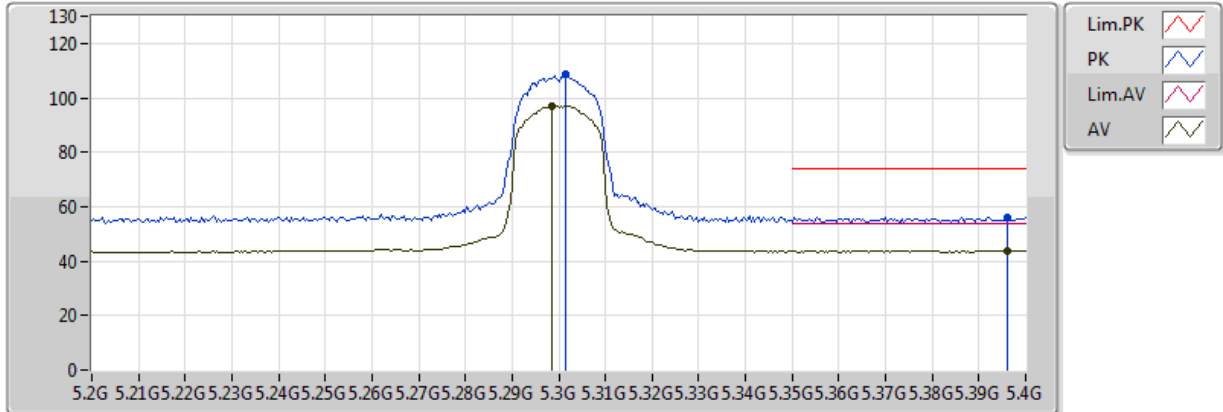


Type	Freq (Hz)	Level (dBuV/m)	Limit (dBuV/m)	Margin (dB)	Factor (dB)	Dist (m)	Condition	Azimuth (°)	Height (m)	Comments	Raw (dBuV)	AF (dB)	CL (dB)	PA (dB)
AV	5.2932G	93.98	Inf	-Inf	3.99	3	Vertical	211	1.50	-	89.99	31.72	6.81	34.54
AV	5.392G	43.65	54.00	-10.35	4.15	3	Vertical	211	1.50	-	39.50	31.76	6.93	34.54
PK	5.2936G	104.92	Inf	-Inf	3.99	3	Vertical	211	1.50	-	100.93	31.72	6.81	34.54
PK	5.3952G	56.64	74.00	-17.36	4.15	3	Vertical	211	1.50	-	52.49	31.76	6.93	34.54

802.11ac VHT20_Nss1,(MCS0)_2TX

5300MHz_TX

17/03/2018

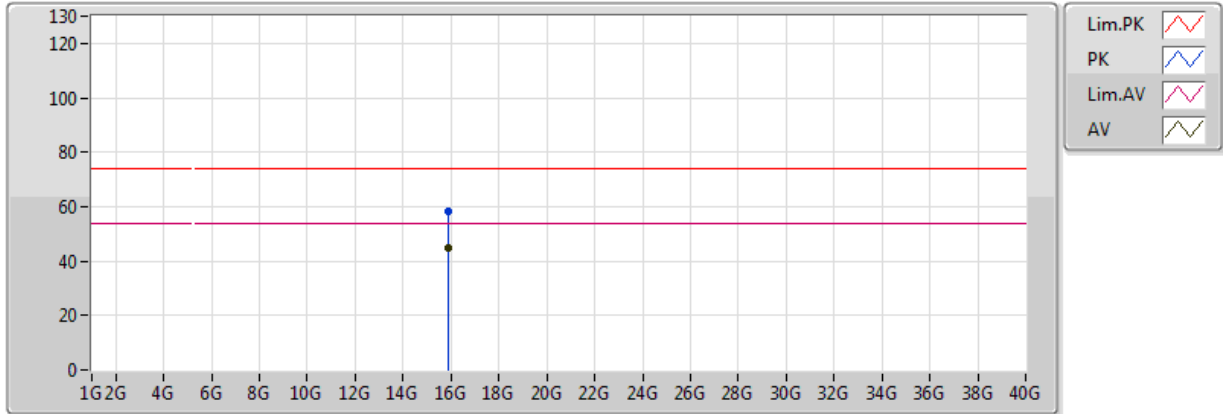


Type	Freq (Hz)	Level (dBuV/m)	Limit (dBuV/m)	Margin (dB)	Factor (dB)	Dist (m)	Condition	Azimuth (°)	Height (m)	Comments	Raw (dBuV)	AF (dB)	CL (dB)	PA (dB)
AV	5.2984G	97.07	Inf	-Inf	4.00	3	Horizontal	242	1.50	-	93.07	31.72	6.82	34.54
AV	5.396G	43.81	54.00	-10.19	4.16	3	Horizontal	242	1.50	-	39.65	31.76	6.94	34.54
PK	5.3016G	108.49	Inf	-Inf	4.00	3	Horizontal	242	1.50	-	104.49	31.72	6.82	34.54
PK	5.396G	56.00	74.00	-18.00	4.16	3	Horizontal	242	1.50	-	51.84	31.76	6.94	34.54

802.11ac VHT20_Nss1,(MCS0)_2TX

5300MHz_TX

17/03/2018

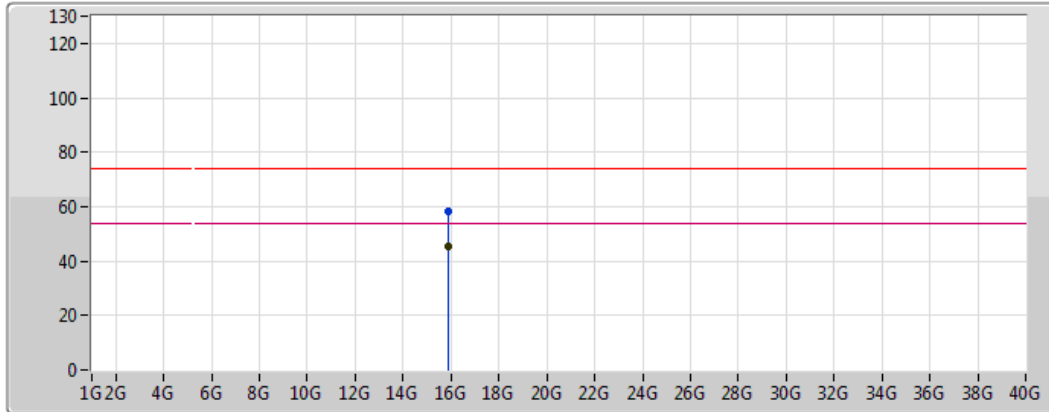





Type	Freq (Hz)	Level (dBuV/m)	Limit (dBuV/m)	Margin (dB)	Factor (dB)	Dist (m)	Condition	Azimuth (°)	Height (m)	Comments	Raw (dBuV)	AF (dB)	CL (dB)	PA (dB)
AV	15.91344G	45.07	54.00	-8.93	14.09	3	Vertical	131	1.89	-	30.98	37.43	11.81	35.15
PK	15.90354G	58.12	74.00	-15.88	14.14	3	Vertical	131	1.89	-	43.98	37.47	11.81	35.14

802.11ac VHT20_Nss1,(MCS0)_2TX

5300MHz_TX

17/03/2018



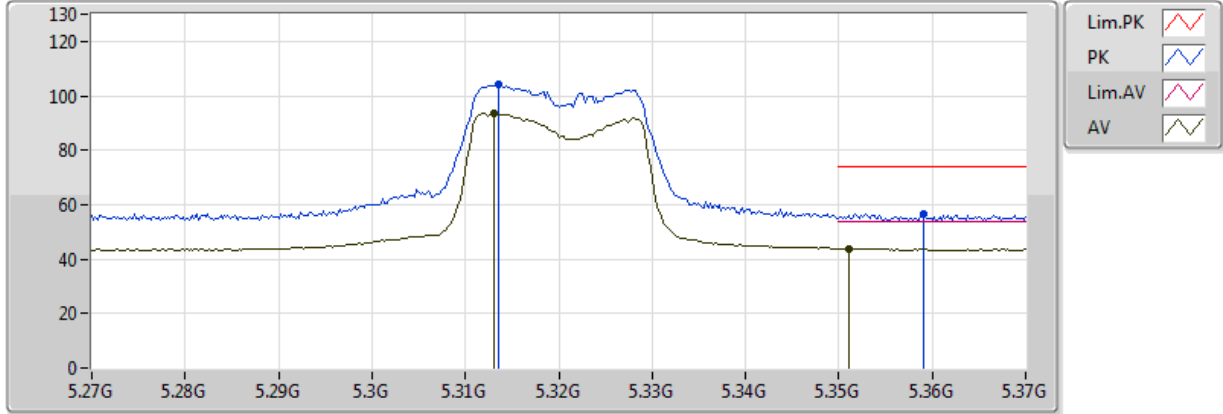
Lim.PK	
PK	
Lim.AV	
AV	

Type	Freq (Hz)	Level (dBuV/m)	Limit (dBuV/m)	Margin (dB)	Factor (dB)	Dist (m)	Condition	Azimuth (°)	Height (m)	Comments	Raw (dBuV)	AF (dB)	CL (dB)	PA (dB)
AV	15.9138G	45.11	54.00	-8.89	14.09	3	Horizontal	326	2.08	-	31.02	37.43	11.81	35.15
PK	15.89946G	58.38	74.00	-15.62	14.16	3	Horizontal	326	2.08	-	44.22	37.48	11.81	35.13

802.11ac VHT20_Nss1,(MCS0)_2TX

5320MHz_TX

17/03/2018

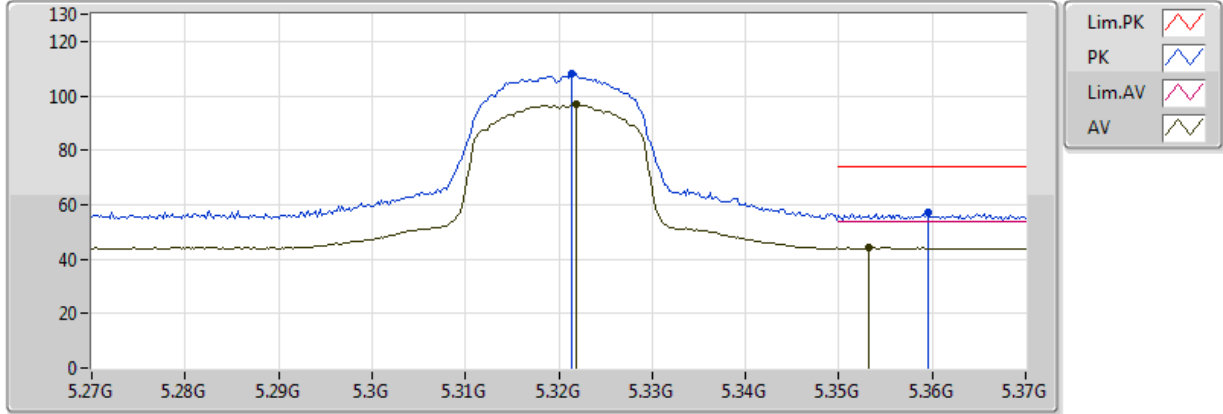


Type	Freq (Hz)	Level (dBuV/m)	Limit (dBuV/m)	Margin (dB)	Factor (dB)	Dist (m)	Condition	Azimuth (°)	Height (m)	Comments	Raw (dBuV)	AF (dB)	CL (dB)	PA (dB)
AV	5.313G	93.49	Inf	-Inf	4.02	3	Vertical	88	1.49	-	89.47	31.73	6.84	34.54
AV	5.351G	43.87	54.00	-10.13	4.08	3	Vertical	88	1.49	-	39.79	31.74	6.88	34.54
PK	5.3136G	104.21	Inf	-Inf	4.02	3	Vertical	88	1.49	-	100.19	31.73	6.84	34.54
PK	5.359G	56.77	74.00	-17.23	4.09	3	Vertical	88	1.49	-	52.68	31.74	6.89	34.54

802.11ac VHT20_Nss1,(MCS0)_2TX

5320MHz_TX

17/03/2018

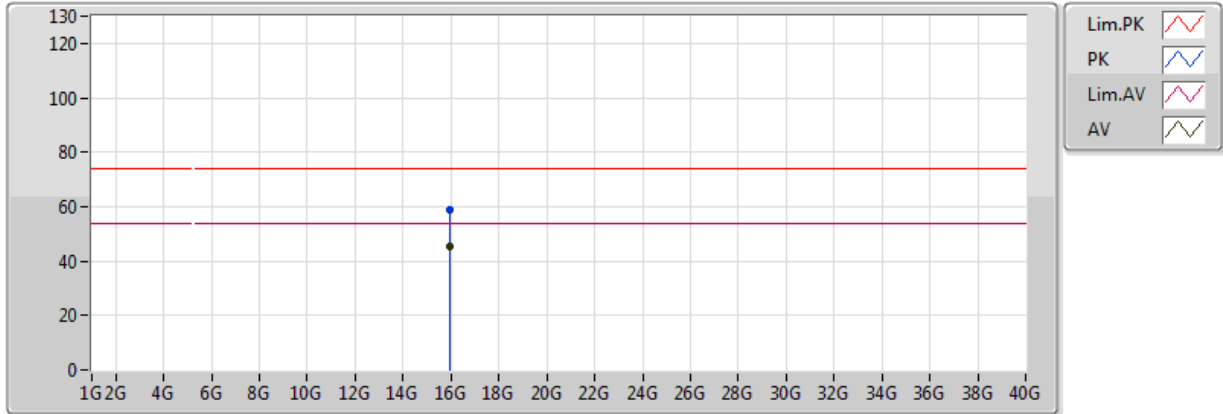


Type	Freq (Hz)	Level (dBuV/m)	Limit (dBuV/m)	Margin (dB)	Factor (dB)	Dist (m)	Condition	Azimuth (°)	Height (m)	Comments	Raw (dBuV)	AF (dB)	CL (dB)	PA (dB)
AV	5.3218G	96.69	Inf	-Inf	4.03	3	Horizontal	247	1.63	-	92.66	31.73	6.85	34.54
AV	5.3532G	44.14	54.00	-9.86	4.08	3	Horizontal	247	1.63	-	40.06	31.74	6.88	34.54
PK	5.3214G	108.12	Inf	-Inf	4.03	3	Horizontal	247	1.63	-	104.09	31.73	6.85	34.54
PK	5.3596G	57.07	74.00	-16.93	4.09	3	Horizontal	247	1.63	-	52.98	31.74	6.89	34.54

802.11ac VHT20_Nss1,(MCS0)_2TX

5320MHz_TX

17/03/2018

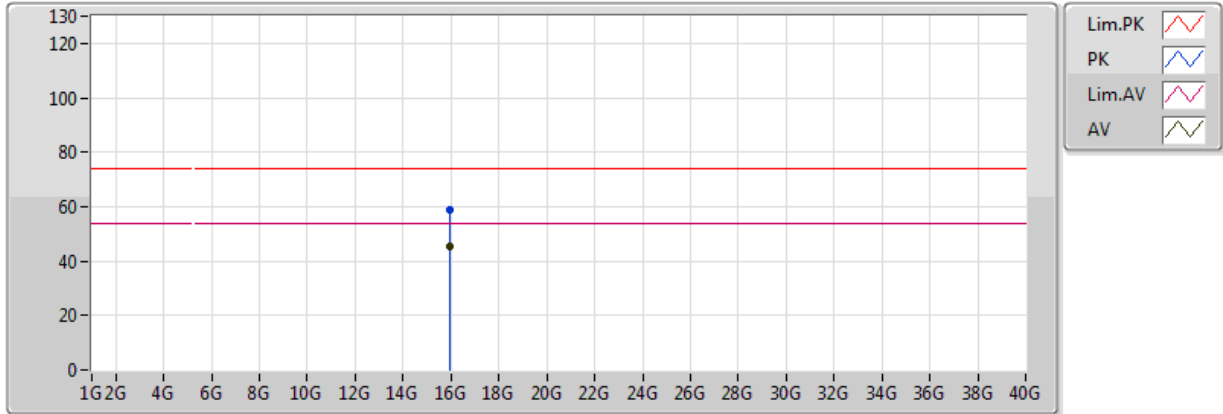


Type	Freq (Hz)	Level (dBuV/m)	Limit (dBuV/m)	Margin (dB)	Factor (dB)	Dist (m)	Condition	Azimuth (°)	Height (m)	Comments	Raw (dBuV)	AF (dB)	CL (dB)	PA (dB)
AV	15.97008G	45.66	54.00	-8.34	13.82	3	Vertical	356	1.56	-	31.84	37.21	11.82	35.21
PK	15.97248G	58.83	74.00	-15.17	13.81	3	Vertical	356	1.56	-	45.02	37.20	11.82	35.22

802.11ac VHT20_Nss1,(MCS0)_2TX

5320MHz_TX

17/03/2018

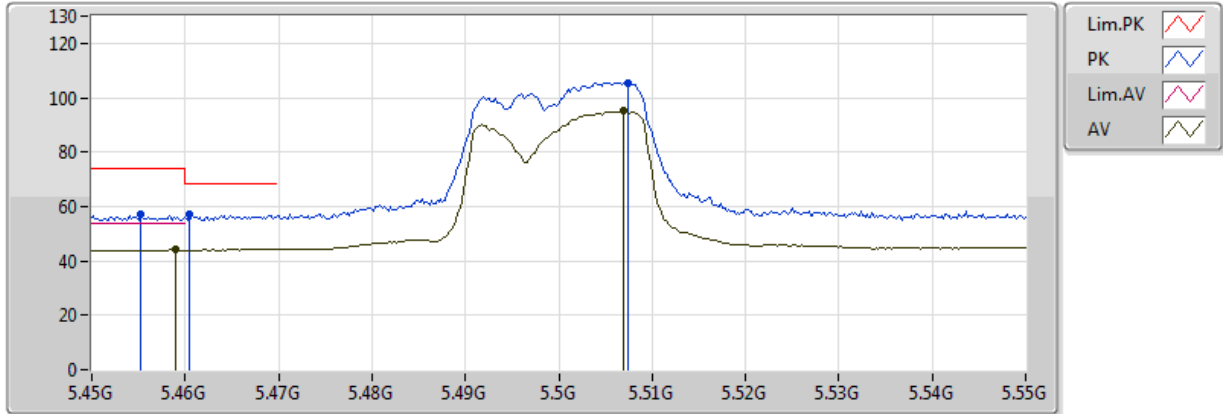


Type	Freq (Hz)	Level (dBuV/m)	Limit (dBuV/m)	Margin (dB)	Factor (dB)	Dist (m)	Condition	Azimuth (°)	Height (m)	Comments	Raw (dBuV)	AF (dB)	CL (dB)	PA (dB)
AV	15.9702G	45.59	54.00	-8.41	13.82	3	Horizontal	227	2.49	-	31.77	37.21	11.82	35.21
PK	15.97014G	58.64	74.00	-15.36	13.82	3	Horizontal	227	2.49	-	44.82	37.21	11.82	35.21

802.11ac VHT20_Nss1,(MCS0)_2TX

5500MHz_TX

17/03/2018



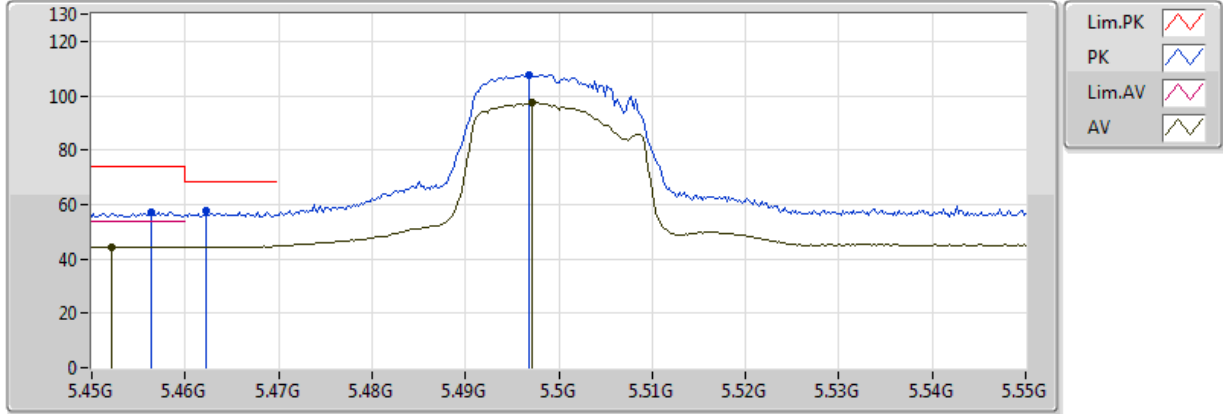
Type	Freq (Hz)	Level (dBuV/m)	Limit (dBuV/m)	Margin (dB)	Factor (dB)	Dist (m)	Condition	Azimuth (°)	Height (m)	Comments	Raw (dBuV)	AF (dB)	CL (dB)	PA (dB)
AV	5.459G	44.07	54.00	-9.93	4.25	3	Vertical	46	1.47	-	39.82	31.78	7.01	34.54
AV	5.507G	95.16	Inf	-Inf	4.33	3	Vertical	46	1.47	-	90.83	31.81	7.06	34.54
PK	5.4552G	57.09	74.00	-16.91	4.25	3	Vertical	46	1.47	-	52.84	31.78	7.01	34.54
PK	5.4604G	57.32	68.20	-10.88	4.25	3	Vertical	46	1.47	-	53.07	31.78	7.01	34.54
PK	5.5074G	105.56	Inf	-Inf	4.33	3	Vertical	46	1.47	-	101.23	31.81	7.06	34.54



802.11ac VHT20_Nss1,(MCS0)_2TX

5500MHz_TX

17/03/2018

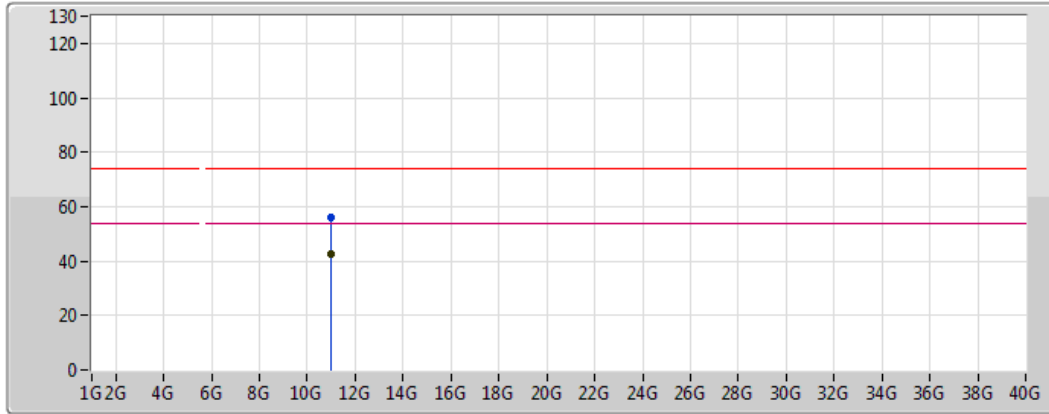






Type	Freq (Hz)	Level (dBuV/m)	Limit (dBuV/m)	Margin (dB)	Factor (dB)	Dist (m)	Condition	Azimuth (°)	Height (m)	Comments	Raw (dBuV)	AF (dB)	CL (dB)	PA (dB)
AV	5.4522G	44.46	54.00	-9.54	4.24	3	Horizontal	248	1.50	-	40.22	31.78	7.00	34.54
AV	5.4972G	97.44	Inf	-Inf	4.32	3	Horizontal	248	1.50	-	93.12	31.80	7.06	34.54
PK	5.4564G	56.97	74.00	-17.03	4.25	3	Horizontal	248	1.50	-	52.72	31.78	7.01	34.54
PK	5.4622G	57.82	68.20	-10.38	4.25	3	Horizontal	248	1.50	-	53.57	31.78	7.01	34.54
PK	5.4968G	107.79	Inf	-Inf	4.31	3	Horizontal	248	1.50	-	103.48	31.80	7.06	34.54

802.11ac VHT20_Nss1,(MCS0)_2TX

5500MHz_TX

17/03/2018



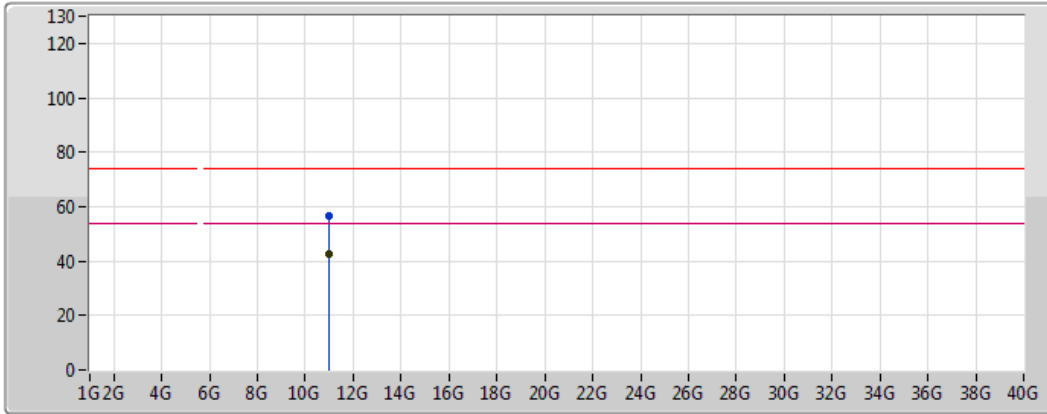
Lim.PK	
PK	
Lim.AV	
AV	





Type	Freq (Hz)	Level (dBuV/m)	Limit (dBuV/m)	Margin (dB)	Factor (dB)	Dist (m)	Condition	Azimuth (°)	Height (m)	Comments	Raw (dBuV)	AF (dB)	CL (dB)	PA (dB)
AV	10.9883G	42.48	54.00	-11.52	15.99	3	Vertical	105	1.84	-	26.49	40.38	10.21	34.60
PK	10.99604G	55.85	74.00	-18.15	16.01	3	Vertical	105	1.84	-	39.84	40.39	10.21	34.59

802.11ac VHT20_Nss1,(MCS0)_2TX

5500MHz_TX

17/03/2018



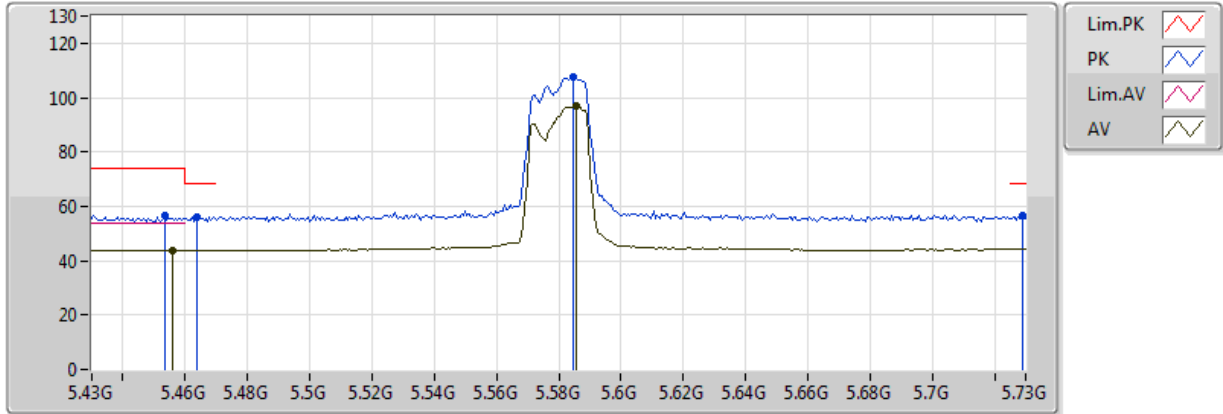
Lim.PK	
PK	
Lim.AV	
AV	

Type	Freq (Hz)	Level (dBuV/m)	Limit (dBuV/m)	Margin (dB)	Factor (dB)	Dist (m)	Condition	Azimuth (°)	Height (m)	Comments	Raw (dBuV)	AF (dB)	CL (dB)	PA (dB)
AV	10.98842G	42.50	54.00	-11.50	15.99	3	Horizontal	218	1.58	-	26.51	40.38	10.21	34.60
PK	10.9856G	56.49	74.00	-17.51	15.99	3	Horizontal	218	1.58	-	40.50	40.38	10.21	34.60

802.11ac VHT20_Nss1,(MCS0)_2TX

5580MHz_TX

17/03/2018

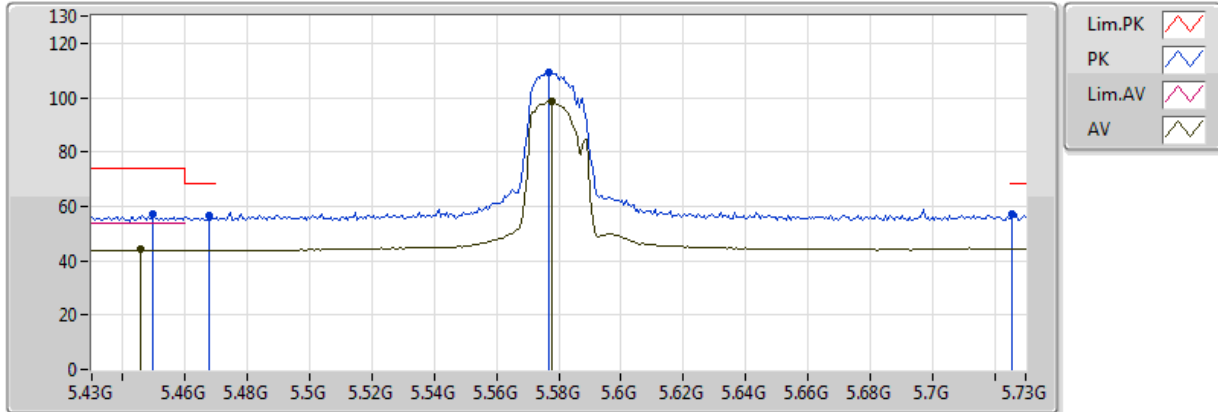


Type	Freq (Hz)	Level (dBuV/m)	Limit (dBuV/m)	Margin (dB)	Factor (dB)	Dist (m)	Condition	Azimuth (°)	Height (m)	Comments	Raw (dBuV)	AF (dB)	CL (dB)	PA (dB)
AV	5.4558G	43.78	54.00	-10.22	4.25	3	Vertical	247	1.70	-	39.53	31.78	7.01	34.54
AV	5.5854G	96.76	Inf	-Inf	4.47	3	Vertical	247	1.70	-	92.29	31.94	7.09	34.57
PK	5.4534G	56.47	74.00	-17.53	4.24	3	Vertical	247	1.70	-	52.23	31.78	7.00	34.54
PK	5.4636G	56.10	68.20	-12.10	4.27	3	Vertical	247	1.70	-	51.83	31.79	7.02	34.54
PK	5.5848G	107.39	Inf	-Inf	4.46	3	Vertical	247	1.70	-	102.93	31.94	7.09	34.57
PK	5.7288G	56.77	68.20	-11.43	4.72	3	Vertical	247	1.70	-	52.05	32.17	7.16	34.61

802.11ac VHT20_Nss1,(MCS0)_2TX

5580MHz_TX

17/03/2018

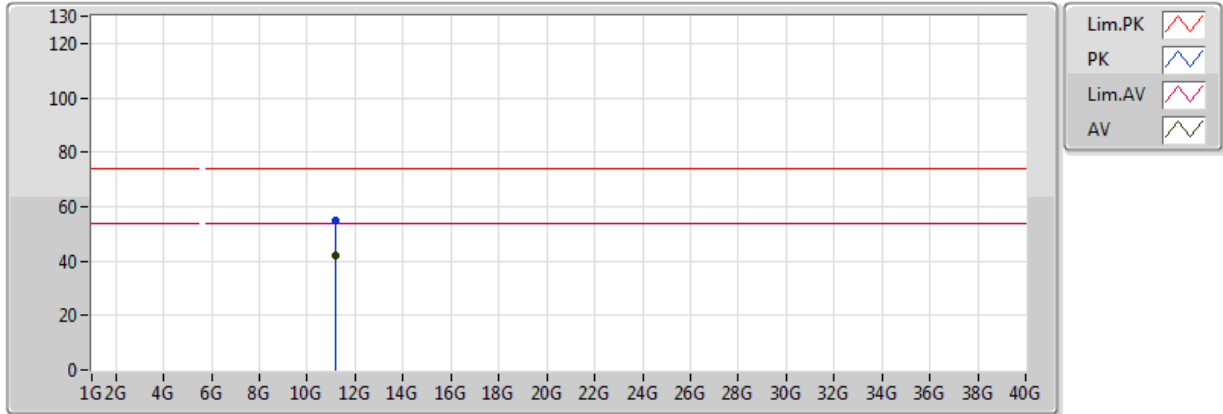


Type	Freq (Hz)	Level (dBuV/m)	Limit (dBuV/m)	Margin (dB)	Factor (dB)	Dist (m)	Condition	Azimuth (°)	Height (m)	Comments	Raw (dBuV)	AF (dB)	CL (dB)	PA (dB)
AV	5.4456G	44.02	54.00	-9.98	4.23	3	Horizontal	246	1.50	-	39.79	31.78	6.99	34.54
AV	5.5776G	98.65	Inf	-Inf	4.45	3	Horizontal	246	1.50	-	94.20	31.92	7.09	34.56
PK	5.4498G	57.18	74.00	-16.82	4.24	3	Horizontal	246	1.50	-	52.94	31.78	7.00	34.54
PK	5.4678G	56.66	68.20	-11.54	4.27	3	Horizontal	246	1.50	-	52.39	31.79	7.02	34.54
PK	5.577G	109.15	Inf	-Inf	4.45	3	Horizontal	246	1.50	-	104.70	31.92	7.09	34.56
PK	5.7258G	56.91	68.20	-11.29	4.71	3	Horizontal	246	1.50	-	52.20	32.16	7.16	34.61

802.11ac VHT20_Nss1,(MCS0)_2TX

5580MHz_TX

17/03/2018

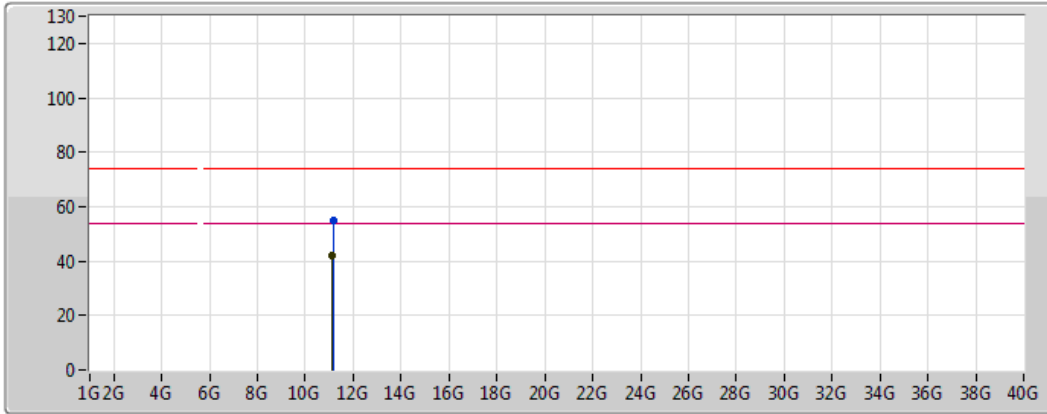






Type	Freq (Hz)	Level (dBuV/m)	Limit (dBuV/m)	Margin (dB)	Factor (dB)	Dist (m)	Condition	Azimuth (°)	Height (m)	Comments	Raw (dBuV)	AF (dB)	CL (dB)	PA (dB)
AV	11.16366G	41.88	54.00	-12.12	15.80	3	Vertical	251	1.36	-	26.08	40.17	10.25	34.63
PK	11.15034G	55.09	74.00	-18.91	15.82	3	Vertical	251	1.36	-	39.27	40.19	10.25	34.62

802.11ac VHT20_Nss1,(MCS0)_2TX

5580MHz_TX

17/03/2018



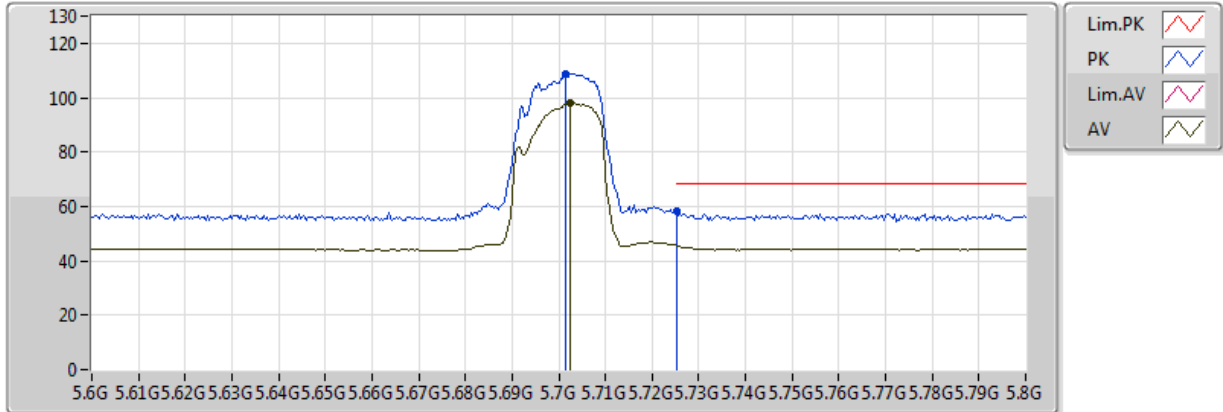
Lim.PK	
PK	
Lim.AV	
AV	

Type	Freq (Hz)	Level (dBuV/m)	Limit (dBuV/m)	Margin (dB)	Factor (dB)	Dist (m)	Condition	Azimuth (°)	Height (m)	Comments	Raw (dBuV)	AF (dB)	CL (dB)	PA (dB)
AV	11.14602G	41.85	54.00	-12.15	15.82	3	Horizontal	224	1.31	-	26.03	40.20	10.25	34.62
PK	11.1558G	54.87	74.00	-19.13	15.81	3	Horizontal	224	1.31	-	39.06	40.18	10.25	34.63

802.11ac VHT20_Nss1,(MCS0)_2TX

5700MHz_TX

17/03/2018

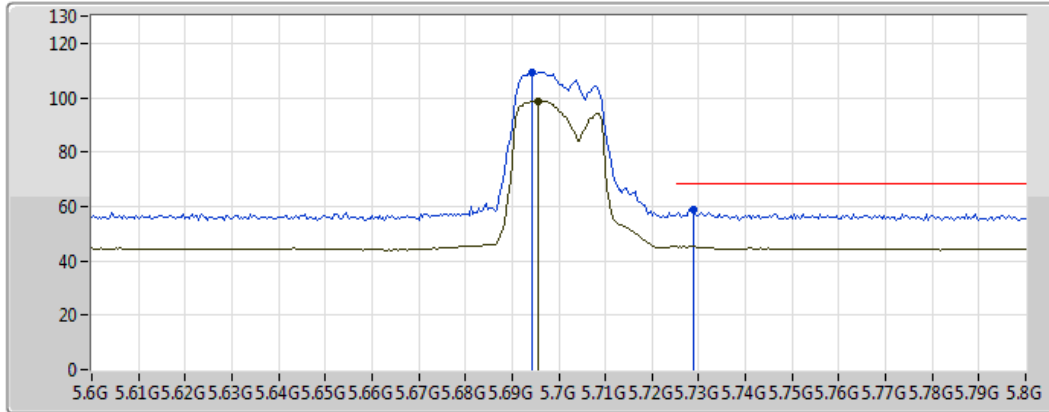


Type	Freq (Hz)	Level (dBuV/m)	Limit (dBuV/m)	Margin (dB)	Factor (dB)	Dist (m)	Condition	Azimuth (°)	Height (m)	Comments	Raw (dBuV)	AF (dB)	CL (dB)	PA (dB)
AV	5.7024G	98.07	Inf	-Inf	4.67	3	Vertical	244	1.50	-	93.40	32.12	7.15	34.60
PK	5.7016G	108.85	Inf	-Inf	4.67	3	Vertical	244	1.50	-	104.18	32.12	7.15	34.60
PK	5.7252G	58.03	68.20	-10.17	4.71	3	Vertical	244	1.50	-	53.32	32.16	7.16	34.61

802.11ac VHT20_Nss1,(MCS0)_2TX

5700MHz_TX

17/03/2018



Legend for the spectrum plot:

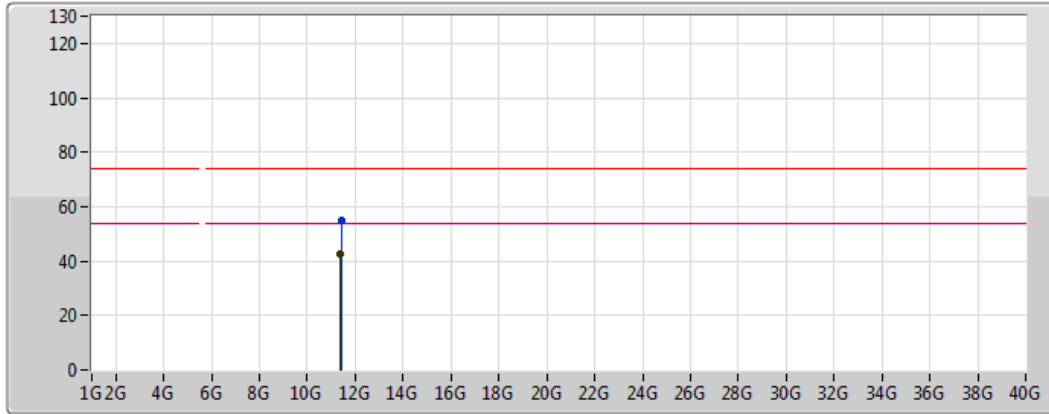
- Lim.PK: Red line with a peak icon
- PK: Blue line with a peak icon
- Lim.AV: Red line with a valley icon
- AV: Blue line with a valley icon





Type	Freq (Hz)	Level (dBuV/m)	Limit (dBuV/m)	Margin (dB)	Factor (dB)	Dist (m)	Condition	Azimuth (°)	Height (m)	Comments	Raw (dBuV)	AF (dB)	CL (dB)	PA (dB)
AV	5.6956G	98.86	Inf	-Inf	4.66	3	Horizontal	237	1.50	-	94.20	32.11	7.15	34.60
PK	5.6944G	109.48	Inf	-Inf	4.66	3	Horizontal	237	1.50	-	104.82	32.11	7.15	34.60
PK	5.7288G	58.76	68.20	-9.44	4.72	3	Horizontal	237	1.50	-	54.04	32.17	7.16	34.61

802.11ac VHT20_Nss1,(MCS0)_2TX

5700MHz_TX

17/03/2018



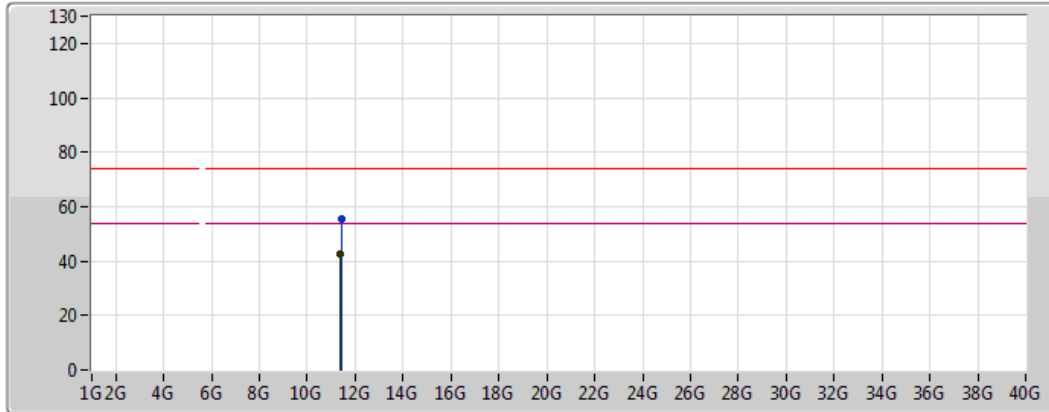
Lim.PK	
PK	
Lim.AV	
AV	




Type	Freq (Hz)	Level (dBuV/m)	Limit (dBuV/m)	Margin (dB)	Factor (dB)	Dist (m)	Condition	Azimuth (°)	Height (m)	Comments	Raw (dBuV)	AF (dB)	CL (dB)	PA (dB)
AV	11.39568G	42.48	54.00	-11.52	15.48	3	Vertical	225	1.97	-	27.00	39.85	10.32	34.68
PK	11.41368G	55.13	74.00	-18.87	15.46	3	Vertical	225	1.97	-	39.67	39.82	10.32	34.69

802.11ac VHT20_Nss1,(MCS0)_2TX

5700MHz_TX

17/03/2018



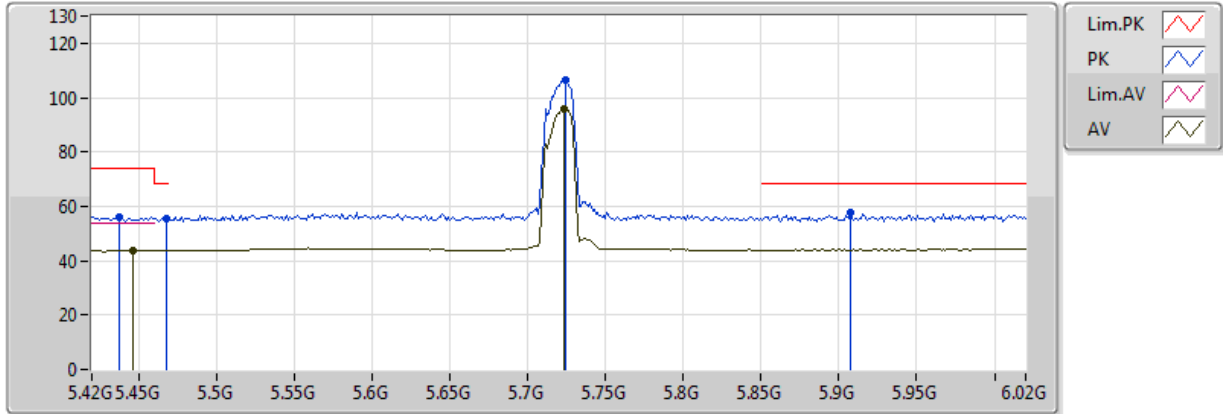
Lim.PK	
PK	
Lim.AV	
AV	

Type	Freq (Hz)	Level (dBuV/m)	Limit (dBuV/m)	Margin (dB)	Factor (dB)	Dist (m)	Condition	Azimuth (°)	Height (m)	Comments	Raw (dBuV)	AF (dB)	CL (dB)	PA (dB)
AV	11.39544G	42.38	54.00	-11.62	15.48	3	Horizontal	175	2.05	-	26.90	39.85	10.32	34.68
PK	11.4132G	55.47	74.00	-18.53	15.46	3	Horizontal	175	2.05	-	40.01	39.82	10.32	34.69

802.11ac VHT20_Nss1,(MCS0)_2TX

5720MHz Straddle 5.47-5.725GHz_TX

17/03/2018



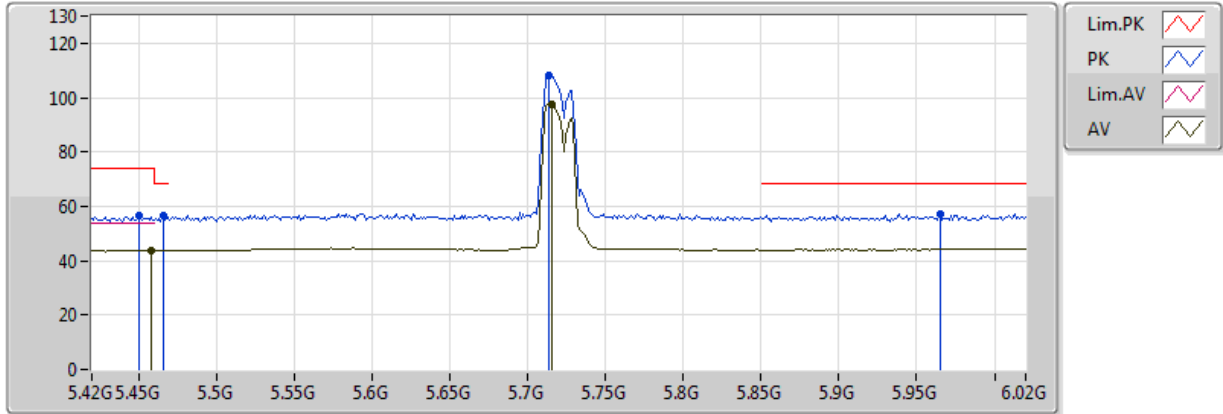
Type	Freq (Hz)	Level (dBuV/m)	Limit (dBuV/m)	Margin (dB)	Factor (dB)	Dist (m)	Condition	Azimuth (°)	Height (m)	Comments	Raw (dBuV)	AF (dB)	CL (dB)	PA (dB)
AV	5.4464G	43.74	54.00	-10.26	4.24	3	Vertical	212	1.50	-	39.50	31.78	7.00	34.54
AV	5.7236G	95.78	Inf	-Inf	4.71	3	Vertical	212	1.50	-	91.07	32.16	7.16	34.60
PK	5.438G	56.26	74.00	-17.74	4.23	3	Vertical	212	1.50	-	52.03	31.78	6.99	34.54
PK	5.468G	55.56	68.20	-12.64	4.27	3	Vertical	212	1.50	-	51.29	31.79	7.02	34.54
PK	5.7248G	106.20	Inf	-Inf	4.71	3	Vertical	212	1.50	-	101.49	32.16	7.16	34.60
PK	5.9072G	57.46	68.20	-10.74	5.04	3	Vertical	212	1.50	-	52.42	32.45	7.24	34.65



802.11ac VHT20_Nss1,(MCS0)_2TX

5720MHz Straddle 5.47-5.725GHz_TX

17/03/2018

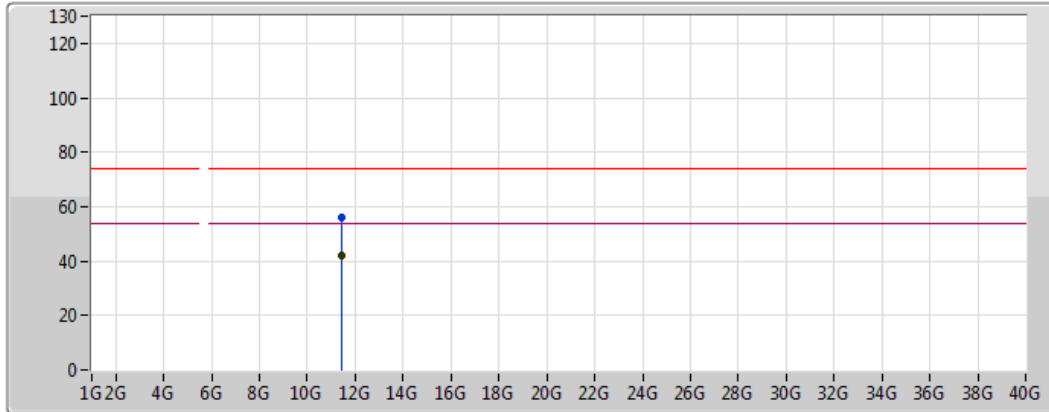






Type	Freq (Hz)	Level (dBuV/m)	Limit (dBuV/m)	Margin (dB)	Factor (dB)	Dist (m)	Condition	Azimuth (°)	Height (m)	Comments	Raw (dBuV)	AF (dB)	CL (dB)	PA (dB)
AV	5.4584G	43.78	54.00	-10.22	4.25	3	Horizontal	136	1.50	-	39.53	31.78	7.01	34.54
AV	5.7152G	97.78	Inf	-Inf	4.70	3	Horizontal	136	1.50	-	93.08	32.14	7.16	34.60
PK	5.45G	56.66	74.00	-17.34	4.24	3	Horizontal	136	1.50	-	52.42	31.78	7.00	34.54
PK	5.4656G	56.39	68.20	-11.81	4.27	3	Horizontal	136	1.50	-	52.12	31.79	7.02	34.54
PK	5.714G	108.35	Inf	-Inf	4.70	3	Horizontal	136	1.50	-	103.65	32.14	7.16	34.60
PK	5.9648G	57.24	68.20	-10.96	5.14	3	Horizontal	136	1.50	-	52.10	32.54	7.27	34.67

802.11ac VHT20_Nss1,(MCS0)_2TX

5720MHz Straddle 5.47-5.725GHz_TX

17/03/2018



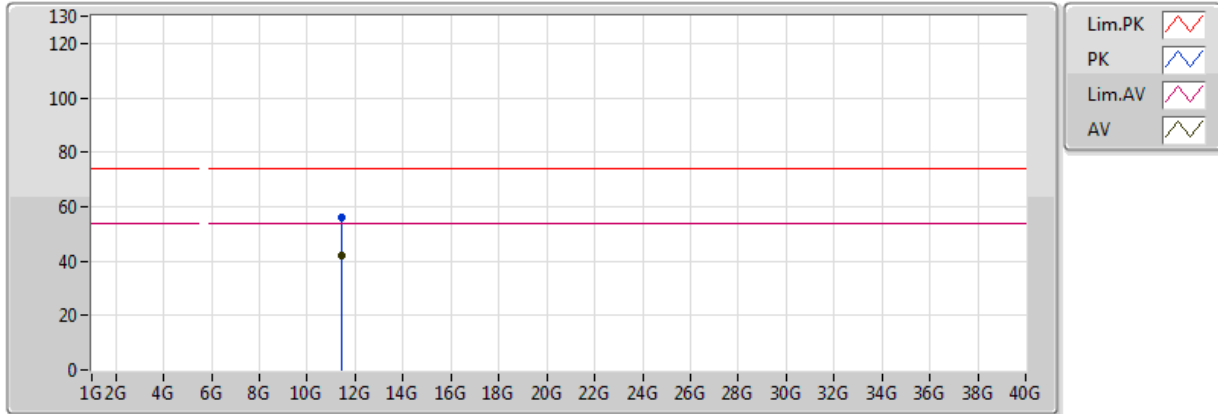
Lim.PK	
PK	
Lim.AV	
AV	

Type	Freq (Hz)	Level (dBuV/m)	Limit (dBuV/m)	Margin (dB)	Factor (dB)	Dist (m)	Condition	Azimuth (°)	Height (m)	Comments	Raw (dBuV)	AF (dB)	CL (dB)	PA (dB)
AV	11.4499G	42.26	54.00	-11.74	15.41	3	Vertical	55	1.86	-	26.85	39.77	10.33	34.69
PK	11.43274G	55.87	74.00	-18.13	15.43	3	Vertical	55	1.86	-	40.44	39.79	10.33	34.69

802.11ac VHT20_Nss1,(MCS0)_2TX

5720MHz Straddle 5.47-5.725GHz_TX

17/03/2018



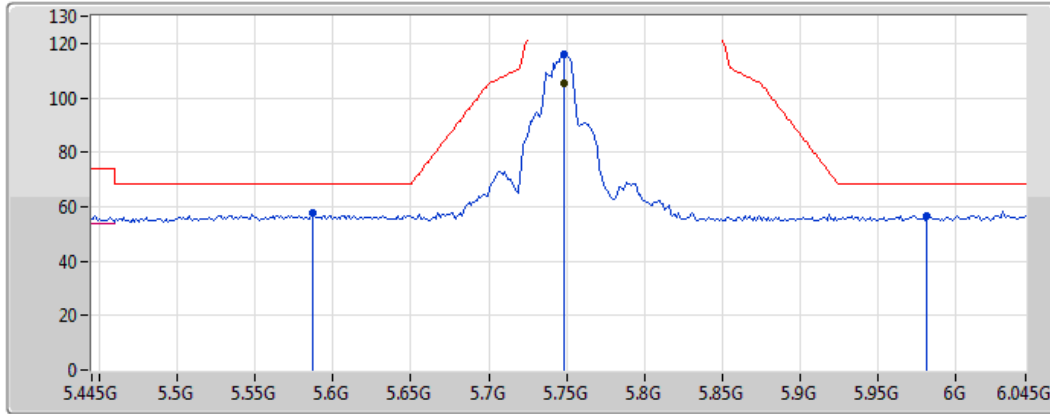
Type	Freq (Hz)	Level (dBuV/m)	Limit (dBuV/m)	Margin (dB)	Factor (dB)	Dist (m)	Condition	Azimuth (°)	Height (m)	Comments	Raw (dBuV)	AF (dB)	CL (dB)	PA (dB)
AV	11.43274G	42.21	54.00	-11.79	15.43	3	Horizontal	274	2.22	-	26.78	39.79	10.33	34.69
PK	11.42602G	56.06	74.00	-17.94	15.44	3	Horizontal	274	2.22	-	40.62	39.80	10.33	34.69



802.11ac VHT20_Nss1,(MCS0)_2TX

5745MHz_TX

17/03/2018



Legend for the spectrum plot:

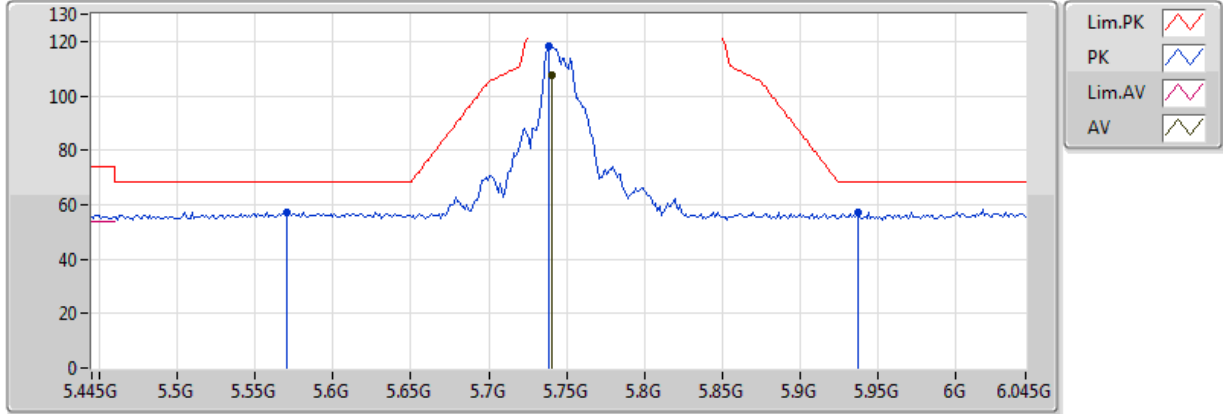
- Lim.PK
- PK
- Lim.AV
- AV

Type	Freq (Hz)	Level (dBuV/m)	Limit (dBuV/m)	Margin (dB)	Factor (dB)	Dist (m)	Condition	Azimuth (°)	Height (m)	Comments	Raw (dBuV)	AF (dB)	CL (dB)	PA (dB)
AV	5.7486G	105.59	Inf	-Inf	4.76	3	Vertical	211	1.63	-	100.83	32.20	7.17	34.61
PK	5.5866G	57.73	68.20	-10.47	4.46	3	Vertical	211	1.63	-	53.27	31.94	7.09	34.57
PK	5.7486G	115.97	Inf	-Inf	4.76	3	Vertical	211	1.63	-	111.21	32.20	7.17	34.61
PK	5.9814G	56.87	68.20	-11.33	5.17	3	Vertical	211	1.63	-	51.70	32.57	7.27	34.67

802.11ac VHT20_Nss1,(MCS0)_2TX

5745MHz_TX

17/03/2018

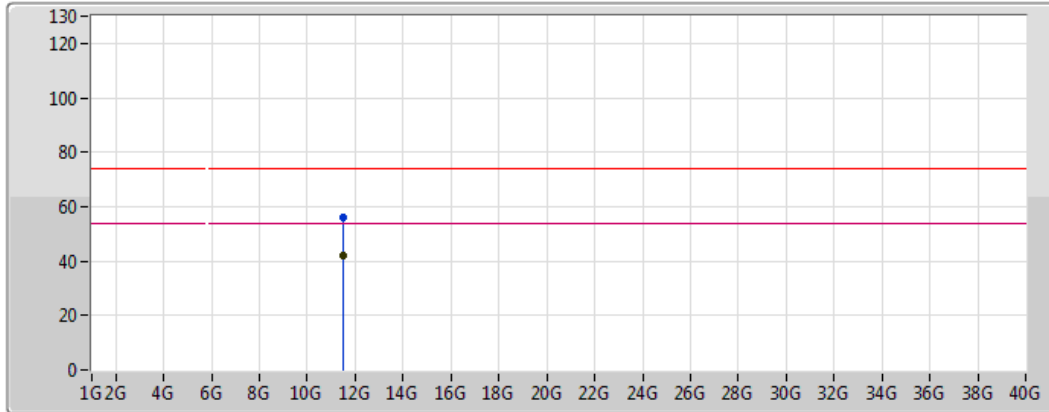


Type	Freq (Hz)	Level (dBuV/m)	Limit (dBuV/m)	Margin (dB)	Factor (dB)	Dist (m)	Condition	Azimuth (°)	Height (m)	Comments	Raw (dBuV)	AF (dB)	CL (dB)	PA (dB)
AV	5.7402G	107.39	Inf	-Inf	4.74	3	Horizontal	129	1.56	-	102.65	32.18	7.17	34.61
PK	5.5698G	57.41	68.20	-10.79	4.44	3	Horizontal	129	1.56	-	52.97	31.91	7.09	34.56
PK	5.739G	118.13	Inf	-Inf	4.74	3	Horizontal	129	1.56	-	113.39	32.18	7.17	34.61
PK	5.937G	57.27	68.20	-10.93	5.09	3	Horizontal	129	1.56	-	52.18	32.50	7.25	34.66

802.11ac VHT20_Nss1,(MCS0)_2TX

5745MHz_TX

17/03/2018



Legend for the spectrum plot:

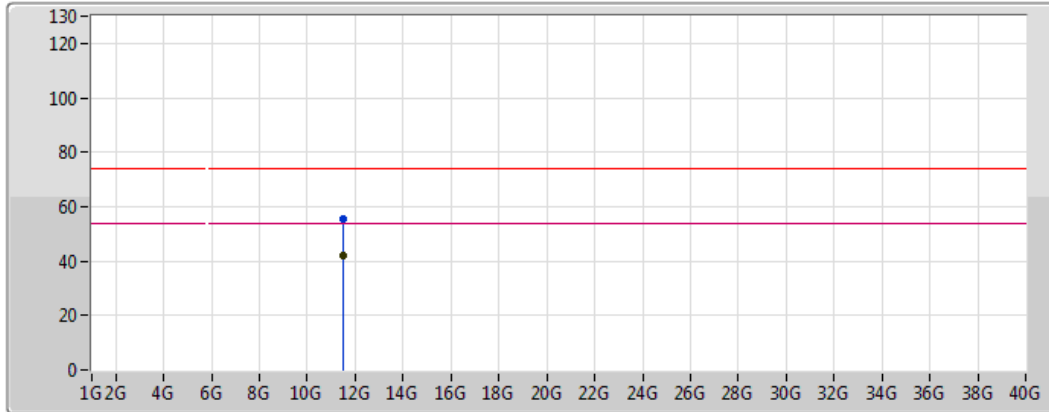
- Lim.PK: Red line with a red zigzag icon
- PK: Blue line with a blue zigzag icon
- Lim.AV: Pink line with a pink zigzag icon
- AV: Black line with a black zigzag icon




Type	Freq (Hz)	Level (dBuV/m)	Limit (dBuV/m)	Margin (dB)	Factor (dB)	Dist (m)	Condition	Azimuth (°)	Height (m)	Comments	Raw (dBuV)	AF (dB)	CL (dB)	PA (dB)
AV	11.47818G	42.15	54.00	-11.85	15.37	3	Vertical	243	1.75	-	26.78	39.73	10.34	34.70
PK	11.50242G	55.78	74.00	-18.22	15.34	3	Vertical	243	1.75	-	40.44	39.70	10.35	34.71

802.11ac VHT20_Nss1,(MCS0)_2TX

5745MHz_TX

17/03/2018



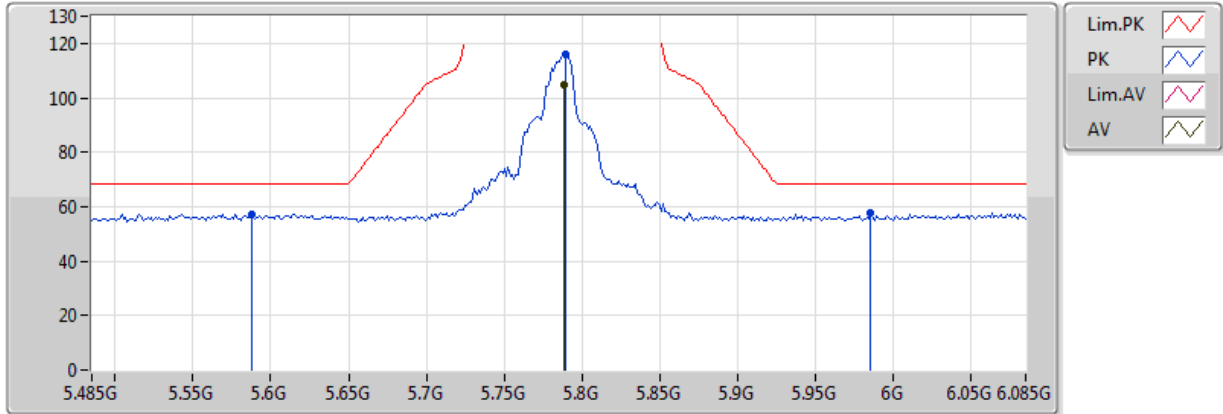
Lim.PK	
PK	
Lim.AV	
AV	

Type	Freq (Hz)	Level (dBuV/m)	Limit (dBuV/m)	Margin (dB)	Factor (dB)	Dist (m)	Condition	Azimuth (°)	Height (m)	Comments	Raw (dBuV)	AF (dB)	CL (dB)	PA (dB)
AV	11.4927G	42.29	54.00	-11.71	15.35	3	Horizontal	251	1.83	-	26.94	39.71	10.34	34.70
PK	11.502G	55.72	74.00	-18.28	15.34	3	Horizontal	251	1.83	-	40.38	39.70	10.35	34.71

802.11ac VHT20_Nss1,(MCS0)_2TX

5785MHz_TX

17/03/2018

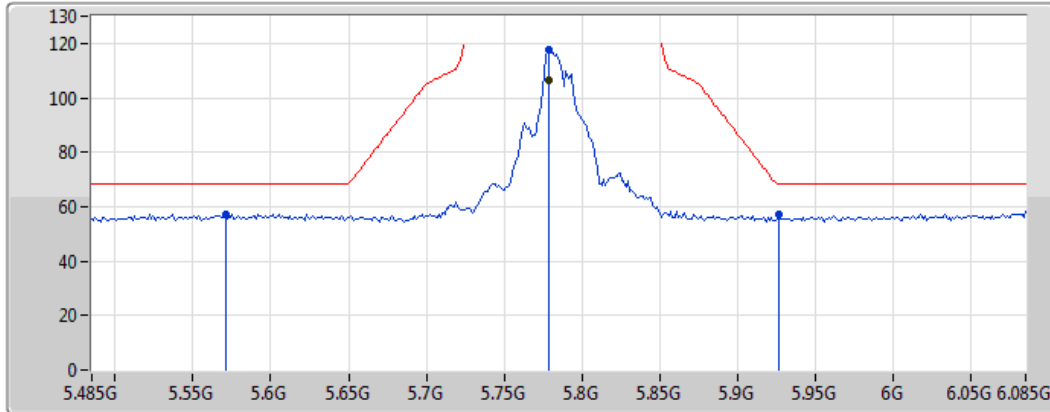


Type	Freq (Hz)	Level (dBuV/m)	Limit (dBuV/m)	Margin (dB)	Factor (dB)	Dist (m)	Condition	Azimuth (°)	Height (m)	Comments	Raw (dBuV)	AF (dB)	CL (dB)	PA (dB)
AV	5.7886G	104.86	Inf	-Inf	4.83	3	Vertical	212	1.50	-	100.03	32.26	7.19	34.62
PK	5.5882G	57.32	68.20	-10.88	4.47	3	Vertical	212	1.50	-	52.85	31.94	7.10	34.57
PK	5.7898G	115.81	Inf	-Inf	4.83	3	Vertical	212	1.50	-	110.98	32.26	7.19	34.62
PK	5.9854G	57.68	68.20	-10.52	5.17	3	Vertical	212	1.50	-	52.51	32.58	7.27	34.68





802.11ac VHT20_Nss1,(MCS0)_2TX

5785MHz_TX

17/03/2018



Legend for the spectrum plot:

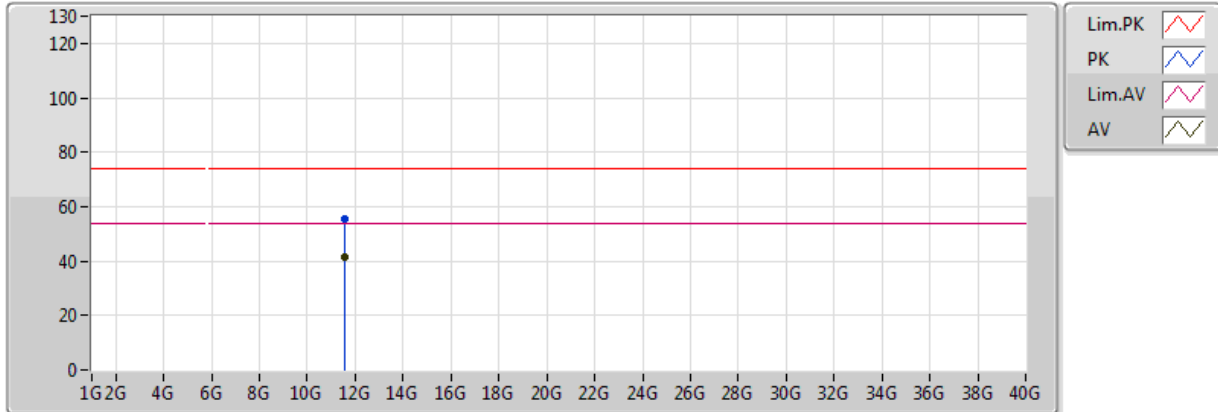
- Lim.PK 
- PK 
- Lim.AV 
- AV 

Type	Freq (Hz)	Level (dBuV/m)	Limit (dBuV/m)	Margin (dB)	Factor (dB)	Dist (m)	Condition	Azimuth (°)	Height (m)	Comments	Raw (dBuV)	AF (dB)	CL (dB)	PA (dB)
AV	5.779G	106.59	Inf	-Inf	4.81	3	Horizontal	137	1.55	-	101.78	32.25	7.18	34.62
PK	5.5714G	57.42	68.20	-10.78	4.44	3	Horizontal	137	1.55	-	52.98	31.91	7.09	34.56
PK	5.779G	117.46	Inf	-Inf	4.81	3	Horizontal	137	1.55	-	112.65	32.25	7.18	34.62
PK	5.9266G	57.03	68.20	-11.17	5.07	3	Horizontal	137	1.55	-	51.96	32.48	7.25	34.66

802.11ac VHT20_Nss1,(MCS0)_2TX

5785MHz_TX

17/03/2018

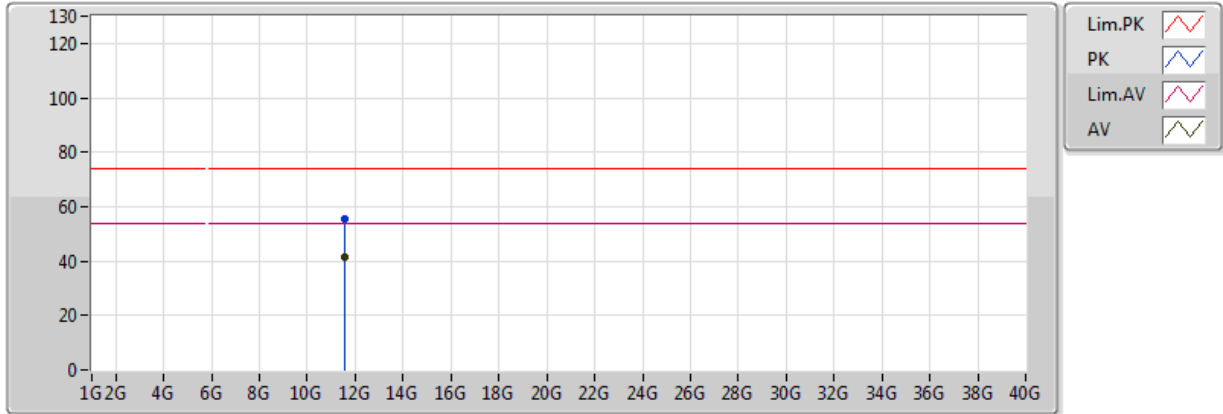


Type	Freq (Hz)	Level (dBuV/m)	Limit (dBuV/m)	Margin (dB)	Factor (dB)	Dist (m)	Condition	Azimuth (°)	Height (m)	Comments	Raw (dBuV)	AF (dB)	CL (dB)	PA (dB)
AV	11.5712G	41.40	54.00	-12.60	15.24	3	Vertical	291	1.02	-	26.16	39.60	10.36	34.72
PK	11.5841G	55.51	74.00	-18.49	15.23	3	Vertical	291	1.02	-	40.28	39.58	10.37	34.72

802.11ac VHT20_Nss1,(MCS0)_2TX

5785MHz_TX

17/03/2018

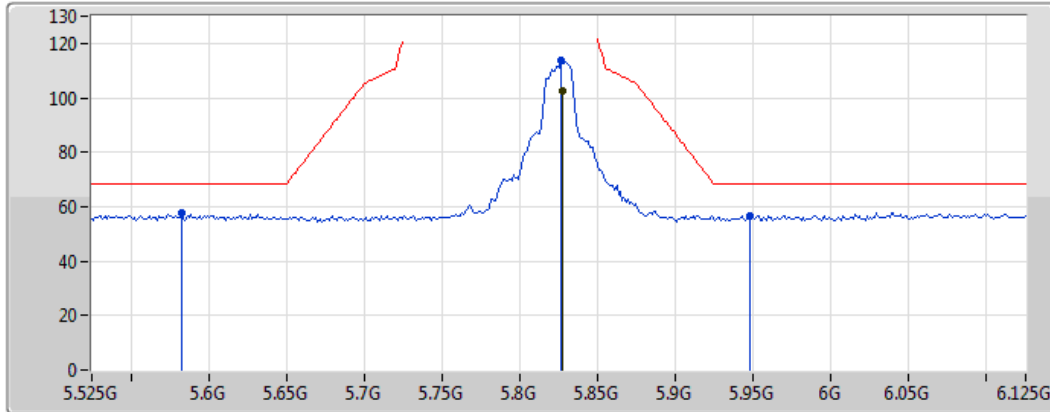


Type	Freq (Hz)	Level (dBuV/m)	Limit (dBuV/m)	Margin (dB)	Factor (dB)	Dist (m)	Condition	Azimuth (°)	Height (m)	Comments	Raw (dBuV)	AF (dB)	CL (dB)	PA (dB)
AV	11.57402G	41.64	54.00	-12.36	15.24	3	Horizontal	293	1.59	-	26.40	39.60	10.36	34.72
PK	11.56832G	55.49	74.00	-18.51	15.25	3	Horizontal	293	1.59	-	40.24	39.60	10.36	34.72





802.11ac VHT20_Nss1,(MCS0)_2TX

5825MHz_TX

17/03/2018



Legend for plot:

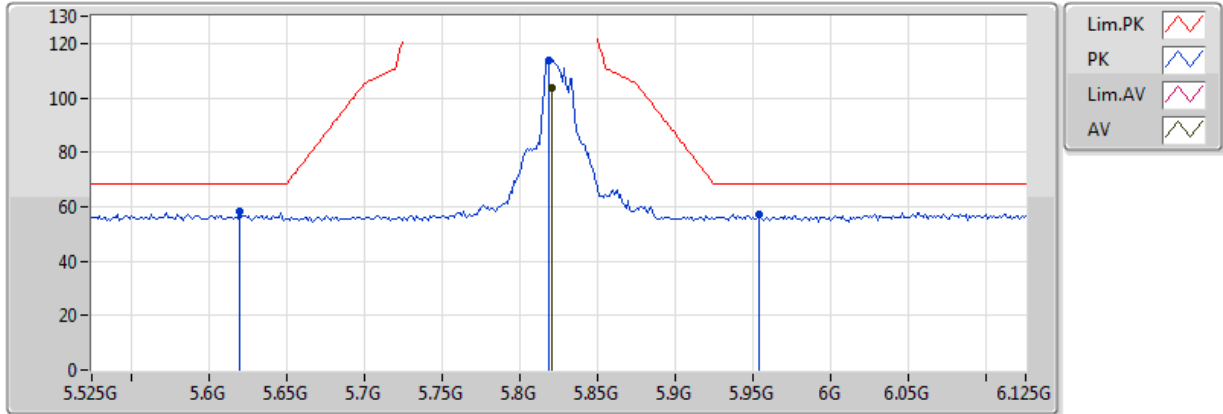
- Lim.PK 
- PK 
- Lim.AV 
- AV 

Type	Freq (Hz)	Level (dBuV/m)	Limit (dBuV/m)	Margin (dB)	Factor (dB)	Dist (m)	Condition	Azimuth (°)	Height (m)	Comments	Raw (dBuV)	AF (dB)	CL (dB)	PA (dB)
AV	5.8274G	102.62	Inf	-Inf	4.90	3	Vertical	87	1.69	-	97.72	32.32	7.20	34.63
PK	5.5826G	57.96	68.20	-10.24	4.46	3	Vertical	87	1.69	-	53.50	31.93	7.09	34.56
PK	5.8262G	113.67	Inf	-Inf	4.90	3	Vertical	87	1.69	-	108.77	32.32	7.20	34.63
PK	5.9474G	56.72	68.20	-11.48	5.12	3	Vertical	87	1.69	-	51.60	32.52	7.26	34.66

802.11ac VHT20_Nss1,(MCS0)_2TX

5825MHz_TX

17/03/2018

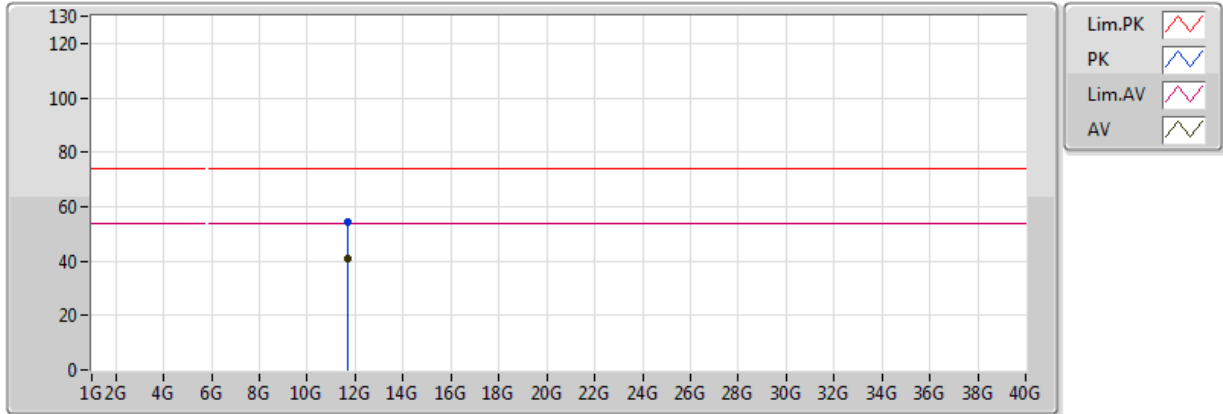


Type	Freq (Hz)	Level (dBuV/m)	Limit (dBuV/m)	Margin (dB)	Factor (dB)	Dist (m)	Condition	Azimuth (°)	Height (m)	Comments	Raw (dBuV)	AF (dB)	CL (dB)	PA (dB)
AV	5.8202G	103.46	Inf	-Inf	4.89	3	Horizontal	140	1.55	-	98.57	32.31	7.20	34.63
PK	5.6198G	58.20	68.20	-10.00	4.52	3	Horizontal	140	1.55	-	53.68	31.99	7.11	34.58
PK	5.819G	113.98	Inf	-Inf	4.88	3	Horizontal	140	1.55	-	109.10	32.31	7.20	34.63
PK	5.9534G	57.25	68.20	-10.95	5.12	3	Horizontal	140	1.55	-	52.13	32.53	7.26	34.67

802.11ac VHT20_Nss1,(MCS0)_2TX

5825MHz_TX

17/03/2018

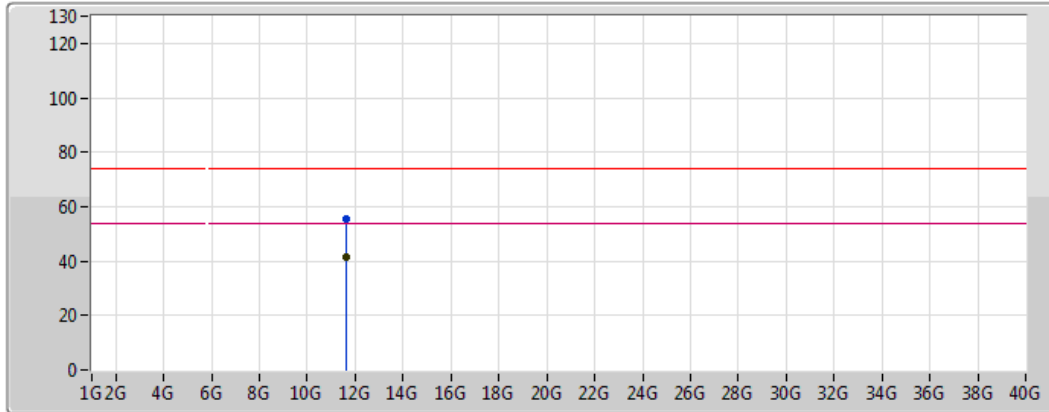


Type	Freq (Hz)	Level (dBuV/m)	Limit (dBuV/m)	Margin (dB)	Factor (dB)	Dist (m)	Condition	Azimuth (°)	Height (m)	Comments	Raw (dBuV)	AF (dB)	CL (dB)	PA (dB)
AV	11.6641G	41.07	54.00	-12.93	15.12	3	Vertical	244	2.07	-	25.95	39.47	10.39	34.74
PK	11.66374G	54.53	74.00	-19.47	15.12	3	Vertical	244	2.07	-	39.41	39.47	10.39	34.74





802.11ac VHT20_Nss1,(MCS0)_2TX

5825MHz_TX

17/03/2018



Legend:

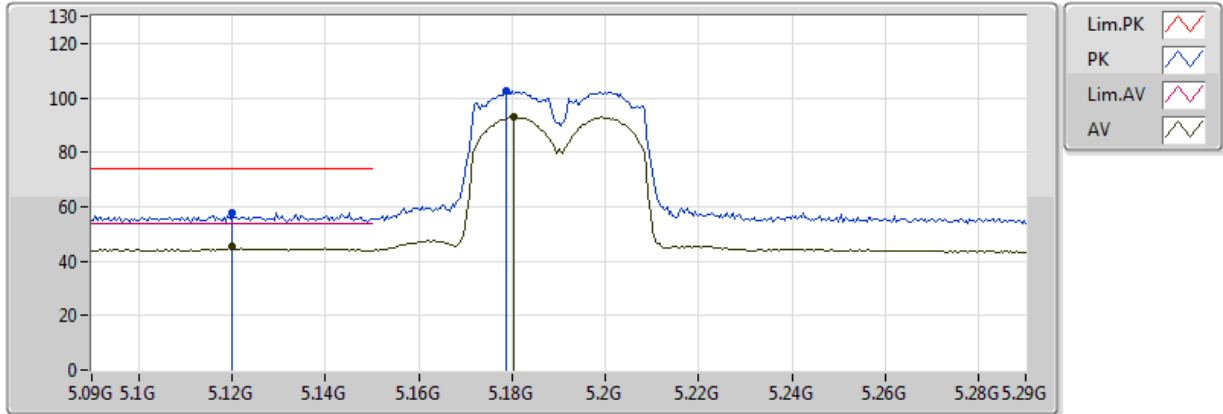
- Lim.PK 
- PK 
- Lim.AV 
- AV 

Type	Freq (Hz)	Level (dBuV/m)	Limit (dBuV/m)	Margin (dB)	Factor (dB)	Dist (m)	Condition	Azimuth (°)	Height (m)	Comments	Raw (dBuV)	AF (dB)	CL (dB)	PA (dB)
AV	11.65198G	41.28	54.00	-12.72	15.13	3	Horizontal	298	1.46	-	26.15	39.49	10.39	34.74
PK	11.65G	55.23	74.00	-18.77	15.14	3	Horizontal	298	1.46	-	40.09	39.49	10.39	34.74

802.11ac VHT40_Nss1,(MCS0)_2TX

5190MHz_TX

17/03/2018

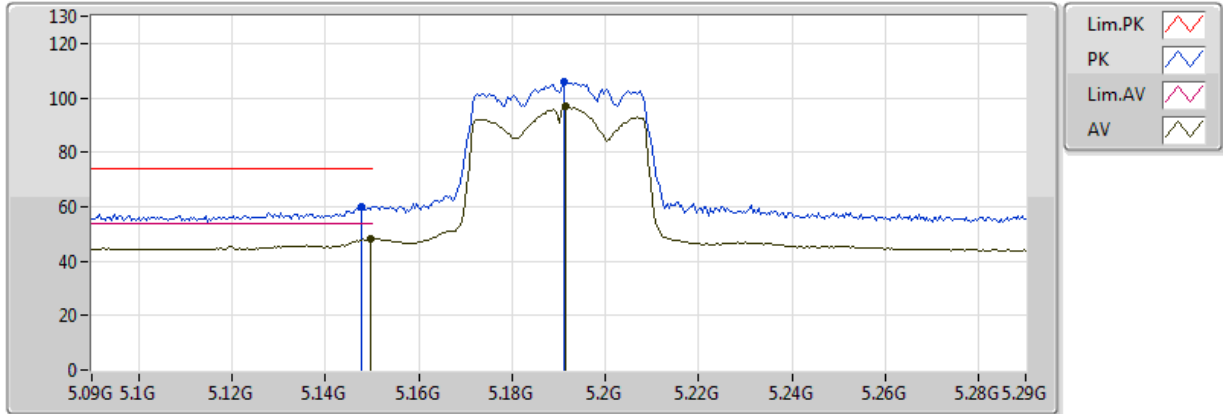


Type	Freq (Hz)	Level (dBuV/m)	Limit (dBuV/m)	Margin (dB)	Factor (dB)	Dist (m)	Condition	Azimuth (°)	Height (m)	Comments	Raw (dBuV)	AF (dB)	CL (dB)	PA (dB)
AV	5.12G	45.14	54.00	-8.86	3.70	3	Vertical	139	1.57	-	41.44	31.65	6.60	34.55
AV	5.1804G	92.97	Inf	-Inf	3.80	3	Vertical	139	1.57	-	89.17	31.67	6.68	34.55
PK	5.12G	57.71	74.00	-16.29	3.70	3	Vertical	139	1.57	-	54.01	31.65	6.60	34.55
PK	5.1788G	102.43	Inf	-Inf	3.80	3	Vertical	139	1.57	-	98.63	31.67	6.67	34.55

802.11ac VHT40_Nss1,(MCS0)_2TX

5190MHz_TX

17/03/2018

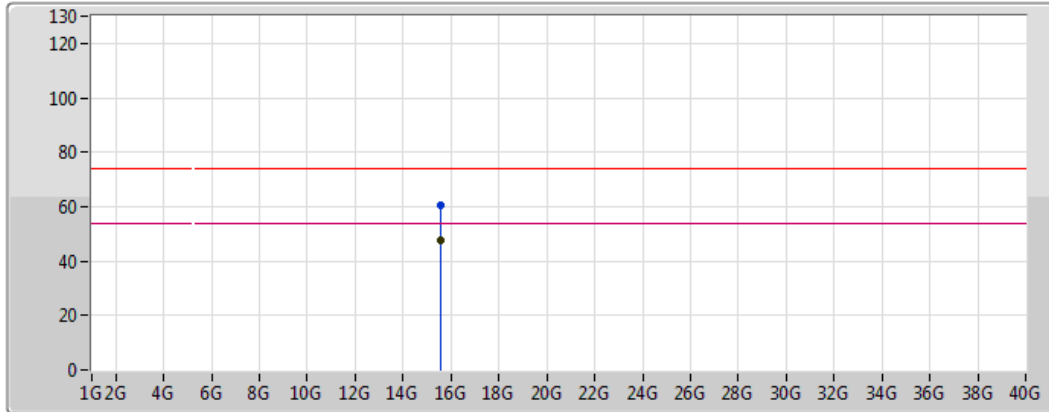


Type	Freq (Hz)	Level (dBuV/m)	Limit (dBuV/m)	Margin (dB)	Factor (dB)	Dist (m)	Condition	Azimuth (°)	Height (m)	Comments	Raw (dBuV)	AF (dB)	CL (dB)	PA (dB)
AV	5.1496G	48.05	54.00	-5.95	3.75	3	Horizontal	243	1.64	-	44.30	31.66	6.64	34.55
AV	5.1916G	96.67	Inf	-Inf	3.82	3	Horizontal	243	1.64	-	92.85	31.68	6.69	34.55
PK	5.1476G	60.21	74.00	-13.79	3.75	3	Horizontal	243	1.64	-	56.46	31.66	6.64	34.55
PK	5.1912G	105.77	Inf	-Inf	3.82	3	Horizontal	243	1.64	-	101.95	31.68	6.69	34.55





802.11ac VHT40_Nss1,(MCS0)_2TX

5190MHz_TX

17/03/2018



Legend:

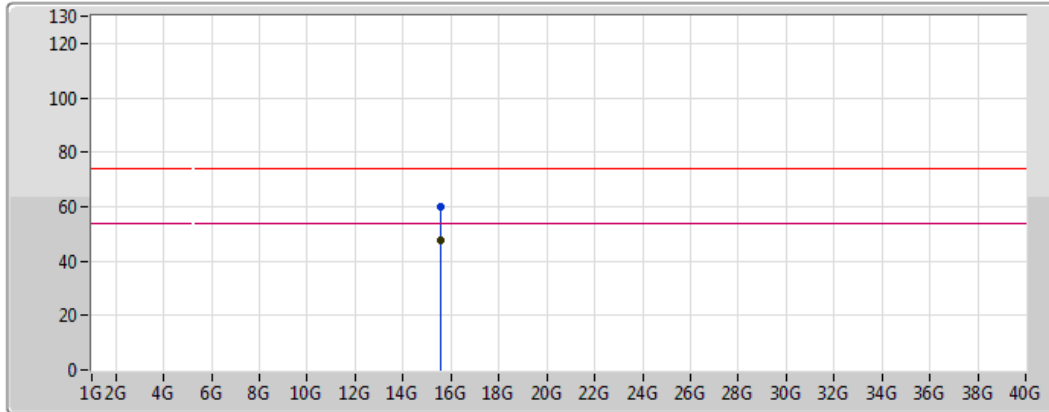
- Lim.PK 
- PK 
- Lim.AV 
- AV 





Type	Freq (Hz)	Level (dBuV/m)	Limit (dBuV/m)	Margin (dB)	Factor (dB)	Dist (m)	Condition	Azimuth (°)	Height (m)	Comments	Raw (dBuV)	AF (dB)	CL (dB)	PA (dB)
AV	15.56142G	47.47	54.00	-6.53	15.76	3	Vertical	214	1.50	-	31.71	38.77	11.72	34.73
PK	15.56028G	60.26	74.00	-13.74	15.77	3	Vertical	214	1.50	-	44.49	38.77	11.72	34.73

802.11ac VHT40_Nss1,(MCS0)_2TX

5190MHz_TX

17/03/2018



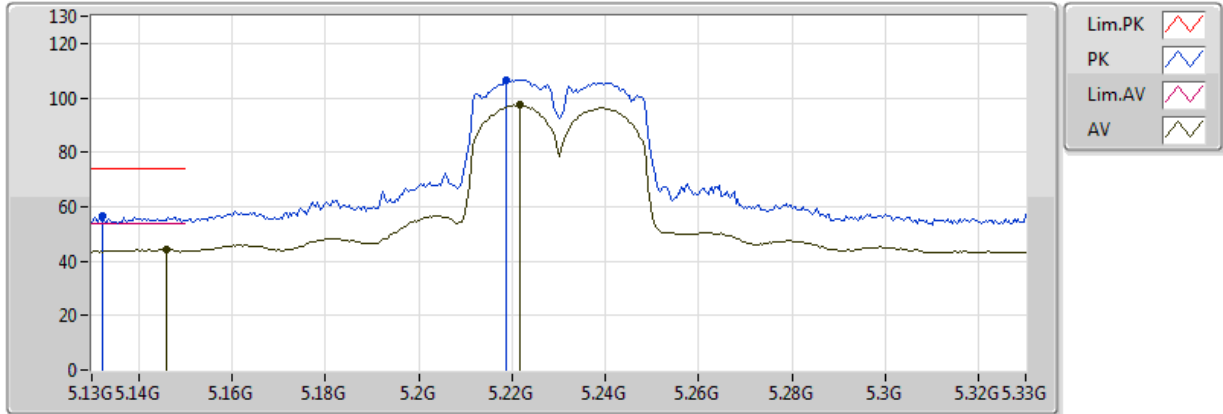
Lim.PK	
PK	
Lim.AV	
AV	

Type	Freq (Hz)	Level (dBuV/m)	Limit (dBuV/m)	Margin (dB)	Factor (dB)	Dist (m)	Condition	Azimuth (°)	Height (m)	Comments	Raw (dBuV)	AF (dB)	CL (dB)	PA (dB)
AV	15.55644G	47.80	54.00	-6.20	15.79	3	Horizontal	34	2.04	-	32.01	38.79	11.72	34.72
PK	15.56256G	59.94	74.00	-14.06	15.76	3	Horizontal	34	2.04	-	44.18	38.76	11.73	34.73

802.11ac VHT40_Nss1,(MCS0)_2TX

5230MHz_TX

17/03/2018

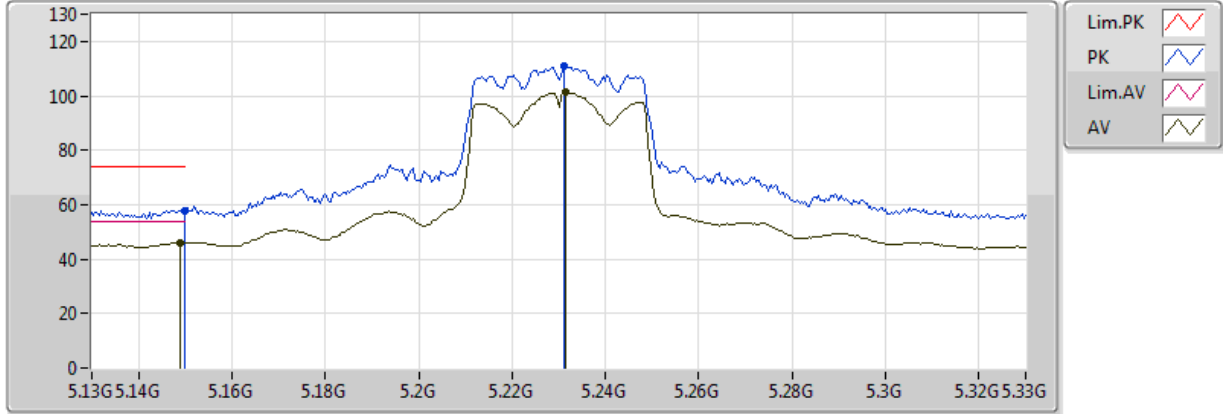


Type	Freq (Hz)	Level (dBuV/m)	Limit (dBuV/m)	Margin (dB)	Factor (dB)	Dist (m)	Condition	Azimuth (°)	Height (m)	Comments	Raw (dBuV)	AF (dB)	CL (dB)	PA (dB)
AV	5.146G	44.30	54.00	-9.70	3.75	3	Vertical	143	1.50	-	40.55	31.66	6.64	34.55
AV	5.2216G	97.27	Inf	-Inf	3.87	3	Vertical	143	1.50	-	93.40	31.69	6.73	34.55
PK	5.1324G	56.40	74.00	-17.60	3.72	3	Vertical	143	1.50	-	52.68	31.65	6.62	34.55
PK	5.2188G	106.59	Inf	-Inf	3.86	3	Vertical	143	1.50	-	102.73	31.69	6.72	34.55

802.11ac VHT40_Nss1,(MCS0)_2TX

5230MHz_TX

17/03/2018

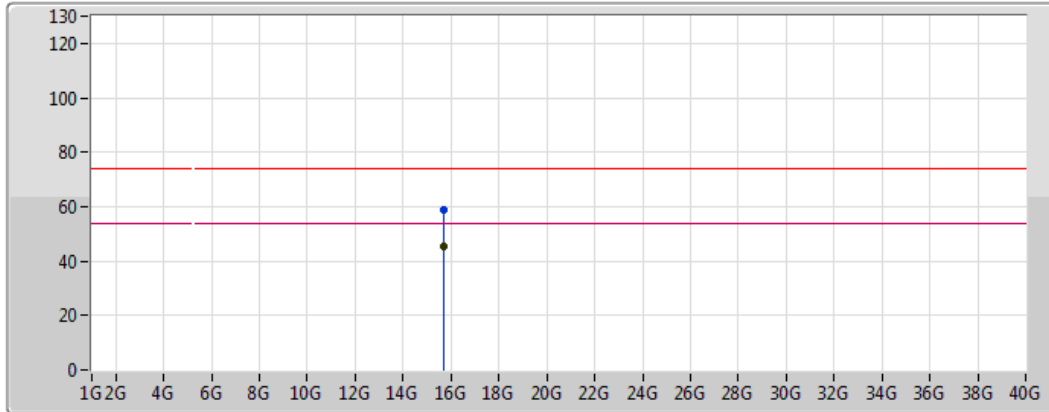


Type	Freq (Hz)	Level (dBuV/m)	Limit (dBuV/m)	Margin (dB)	Factor (dB)	Dist (m)	Condition	Azimuth (°)	Height (m)	Comments	Raw (dBuV)	AF (dB)	CL (dB)	PA (dB)
AV	5.1488G	46.09	54.00	-7.91	3.75	3	Horizontal	245	1.64	-	42.34	31.66	6.64	34.55
AV	5.2316G	101.53	Inf	-Inf	3.88	3	Horizontal	245	1.64	-	97.65	31.69	6.74	34.55
PK	5.149995G	57.92	74.00	-16.08	3.75	3	Horizontal	245	1.64	-	54.17	31.66	6.64	34.55
PK	5.2312G	110.71	Inf	-Inf	3.88	3	Horizontal	245	1.64	-	106.83	31.69	6.74	34.55





802.11ac VHT40_Nss1,(MCS0)_2TX

5230MHz_TX

17/03/2018



Legend:

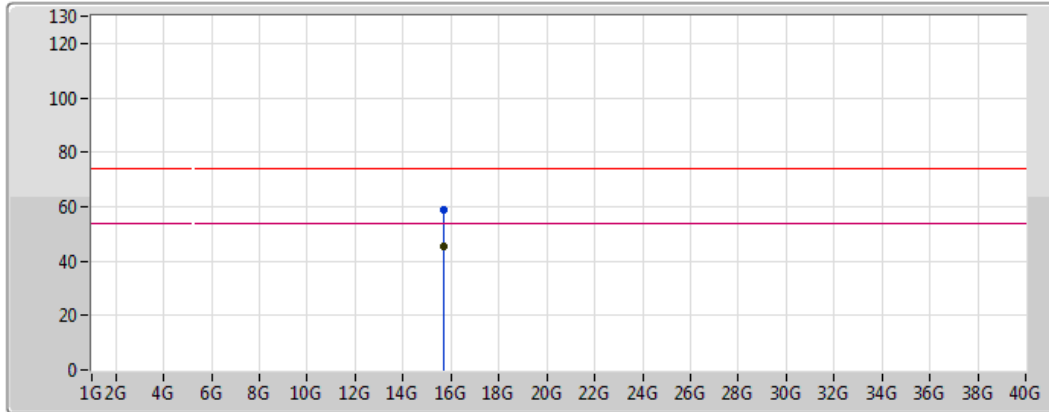
- Lim.PK 
- PK 
- Lim.AV 
- AV 

Type	Freq (Hz)	Level (dBuV/m)	Limit (dBuV/m)	Margin (dB)	Factor (dB)	Dist (m)	Condition	Azimuth (°)	Height (m)	Comments	Raw (dBuV)	AF (dB)	CL (dB)	PA (dB)
AV	15.68124G	45.57	54.00	-8.43	15.19	3	Vertical	143	1.17	-	30.38	38.31	11.75	34.87
PK	15.67704G	58.85	74.00	-15.15	15.21	3	Vertical	143	1.17	-	43.64	38.33	11.75	34.87




802.11ac VHT40_Nss1,(MCS0)_2TX

5230MHz_TX

17/03/2018



Legend:

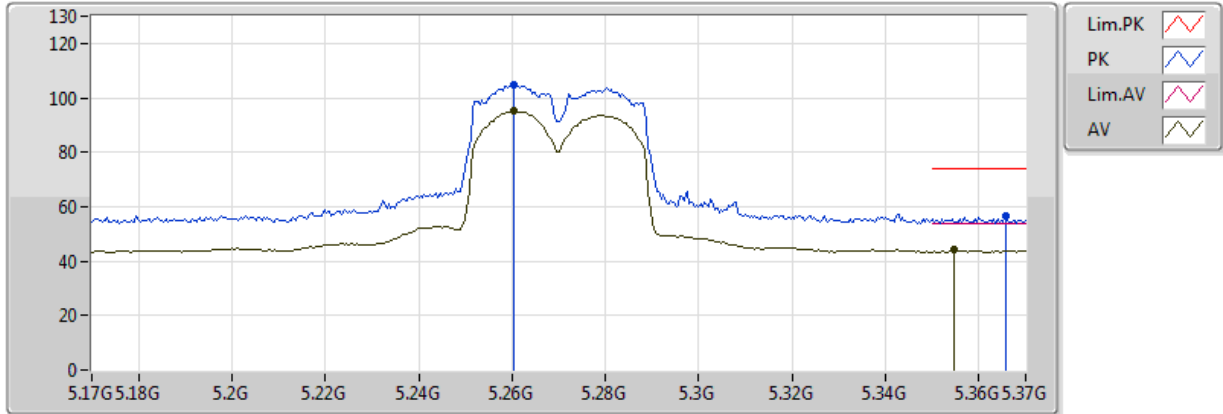
- Lim.PK 
- PK 
- Lim.AV 
- AV 

Type	Freq (Hz)	Level (dBuV/m)	Limit (dBuV/m)	Margin (dB)	Factor (dB)	Dist (m)	Condition	Azimuth (°)	Height (m)	Comments	Raw (dBuV)	AF (dB)	CL (dB)	PA (dB)
AV	15.6765G	45.56	54.00	-8.44	15.22	3	Horizontal	138	1.27	-	30.34	38.33	11.75	34.87
PK	15.6879G	58.81	74.00	-15.19	15.16	3	Horizontal	138	1.27	-	43.65	38.29	11.76	34.88

802.11ac VHT40_Nss1,(MCS0)_2TX

5270MHz_TX

17/03/2018

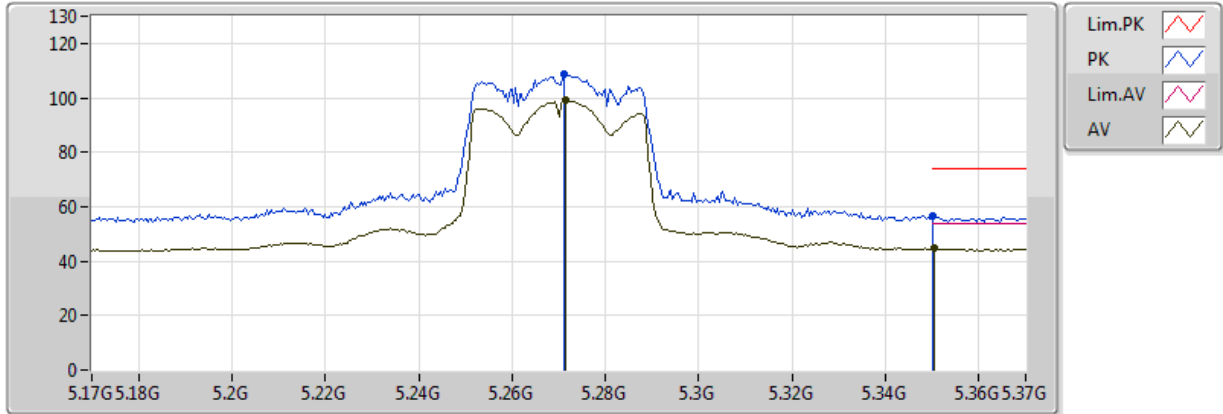


Type	Freq (Hz)	Level (dBuV/m)	Limit (dBuV/m)	Margin (dB)	Factor (dB)	Dist (m)	Condition	Azimuth (°)	Height (m)	Comments	Raw (dBuV)	AF (dB)	CL (dB)	PA (dB)
AV	5.2604G	95.20	Inf	-Inf	3.93	3	Vertical	138	1.49	-	91.27	31.70	6.77	34.54
AV	5.3548G	43.99	54.00	-10.01	4.09	3	Vertical	138	1.49	-	39.90	31.74	6.89	34.54
PK	5.2604G	104.68	Inf	-Inf	3.93	3	Vertical	138	1.49	-	100.75	31.70	6.77	34.54
PK	5.3656G	56.45	74.00	-17.55	4.11	3	Vertical	138	1.49	-	52.34	31.75	6.90	34.54

802.11ac VHT40_Nss1,(MCS0)_2TX

5270MHz_TX

17/03/2018

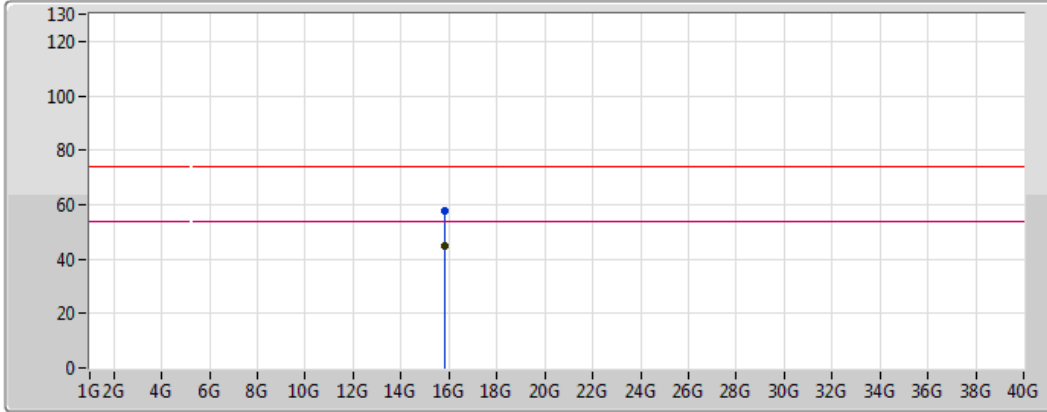


Type	Freq (Hz)	Level (dBuV/m)	Limit (dBuV/m)	Margin (dB)	Factor (dB)	Dist (m)	Condition	Azimuth (°)	Height (m)	Comments	Raw (dBuV)	AF (dB)	CL (dB)	PA (dB)
AV	5.2716G	99.27	Inf	-Inf	3.95	3	Horizontal	247	1.62	-	95.32	31.71	6.79	34.54
AV	5.3504G	44.64	54.00	-9.36	4.08	3	Horizontal	247	1.62	-	40.56	31.74	6.88	34.54
PK	5.2712G	108.44	Inf	-Inf	3.95	3	Horizontal	247	1.62	-	104.49	31.71	6.79	34.54
PK	5.350005G	56.85	74.00	-17.15	4.08	3	Horizontal	247	1.62	-	52.77	31.74	6.88	34.54

802.11ac VHT40_Nss1,(MCS0)_2TX

5270MHz_TX

17/03/2018

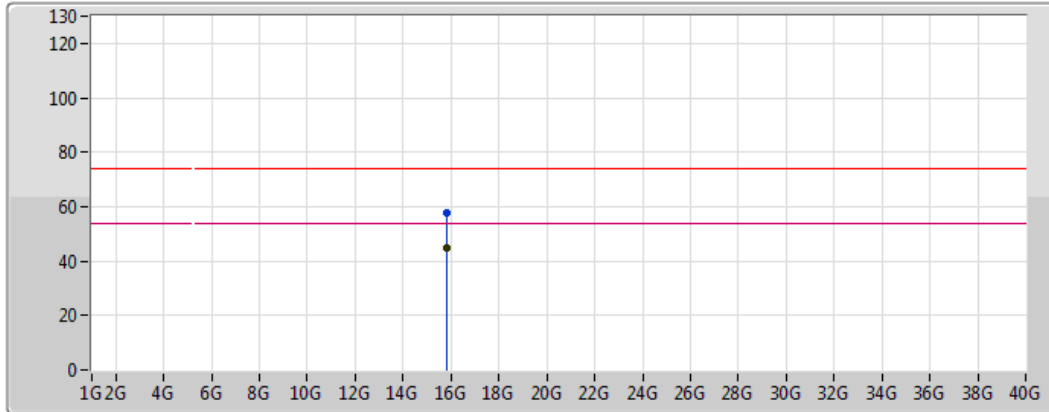


Type	Freq (Hz)	Level (dBuV/m)	Limit (dBuV/m)	Margin (dB)	Factor (dB)	Dist (m)	Condition	Azimuth (°)	Height (m)	Comments	Raw (dBuV)	AF (dB)	CL (dB)	PA (dB)
AV	15.82152G	45.06	54.00	-8.94	14.53	3	Horizontal	86	1.28	-	30.53	37.78	11.79	35.04
PK	15.81876G	57.99	74.00	-16.01	14.54	3	Horizontal	86	1.28	-	43.45	37.79	11.79	35.03





802.11ac VHT40_Nss1,(MCS0)_2TX

5270MHz_TX

17/03/2018



Legend:

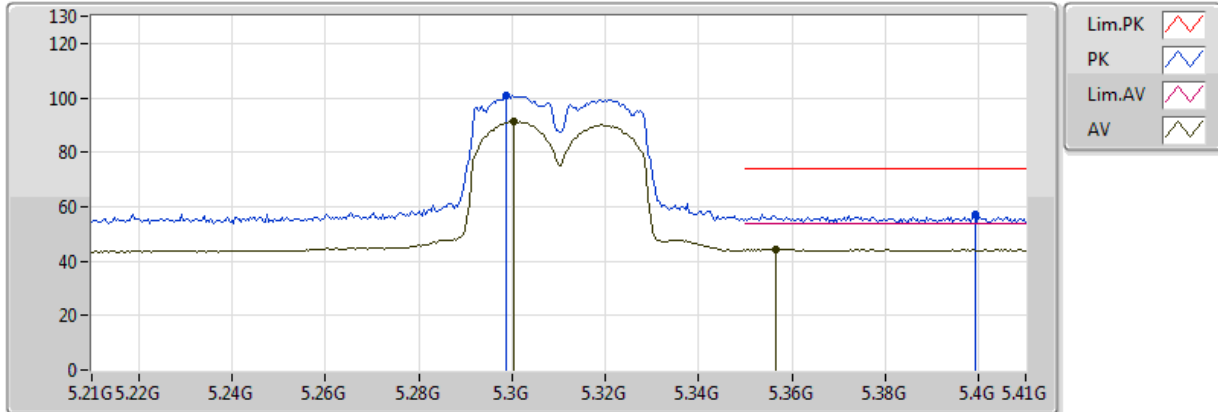
- Lim.PK 
- PK 
- Lim.AV 
- AV 

Type	Freq (Hz)	Level (dBuV/m)	Limit (dBuV/m)	Margin (dB)	Factor (dB)	Dist (m)	Condition	Azimuth (°)	Height (m)	Comments	Raw (dBuV)	AF (dB)	CL (dB)	PA (dB)
AV	15.82308G	44.91	54.00	-9.09	14.52	3	Horizontal	17	2.26	-	30.39	37.77	11.79	35.04
PK	15.80712G	57.77	74.00	-16.23	14.60	3	Horizontal	17	2.26	-	43.17	37.83	11.78	35.02

802.11ac VHT40_Nss1,(MCS0)_2TX

5310MHz_TX

17/03/2018

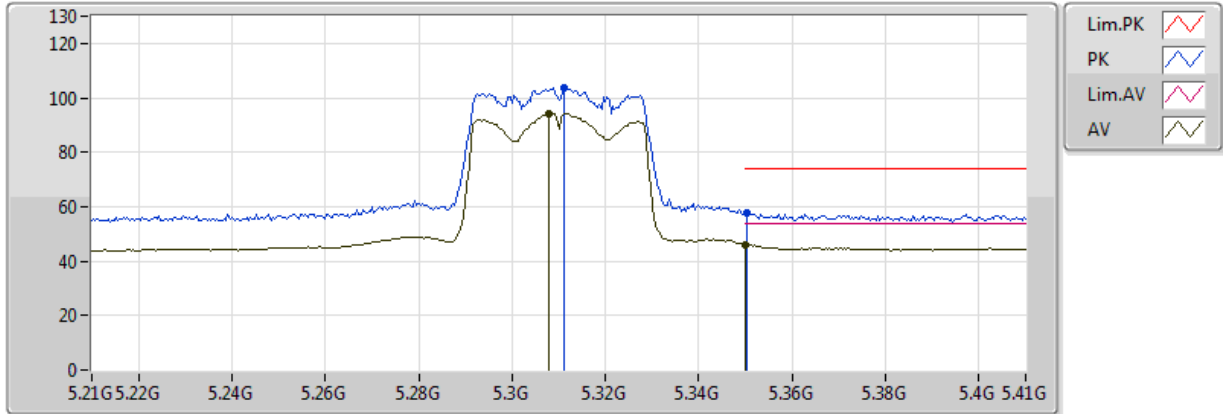


Type	Freq (Hz)	Level (dBuV/m)	Limit (dBuV/m)	Margin (dB)	Factor (dB)	Dist (m)	Condition	Azimuth (°)	Height (m)	Comments	Raw (dBuV)	AF (dB)	CL (dB)	PA (dB)
AV	5.3004G	91.35	Inf	-Inf	4.00	3	Vertical	240	1.50	-	87.35	31.72	6.82	34.54
AV	5.3564G	44.40	54.00	-9.60	4.09	3	Vertical	240	1.50	-	40.31	31.74	6.89	34.54
PK	5.2988G	100.84	Inf	-Inf	4.00	3	Vertical	240	1.50	-	96.84	31.72	6.82	34.54
PK	5.3992G	57.41	74.00	-16.59	4.16	3	Vertical	240	1.50	-	53.25	31.76	6.94	34.54

802.11ac VHT40_Nss1,(MCS0)_2TX

5310MHz_TX

17/03/2018

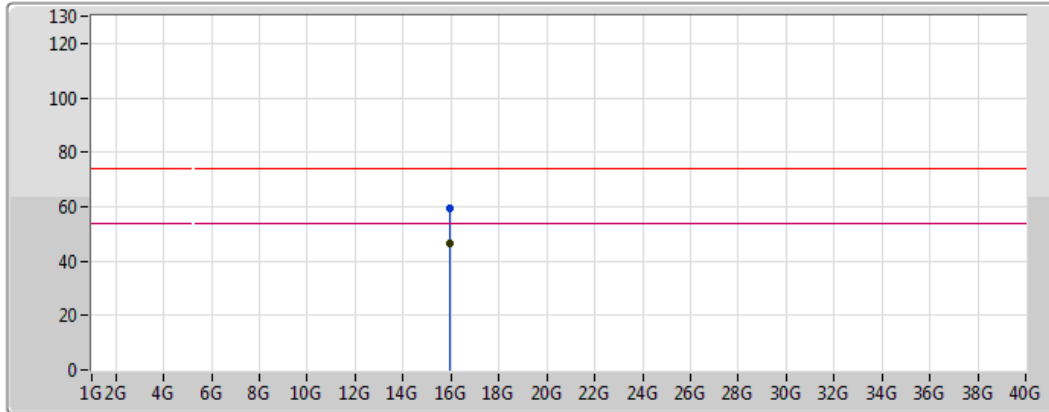


Type	Freq (Hz)	Level (dBuV/m)	Limit (dBuV/m)	Margin (dB)	Factor (dB)	Dist (m)	Condition	Azimuth (°)	Height (m)	Comments	Raw (dBuV)	AF (dB)	CL (dB)	PA (dB)
AV	5.308G	94.29	Inf	-Inf	4.01	3	Horizontal	247	1.62	-	90.28	31.72	6.83	34.54
AV	5.350005G	46.06	54.00	-7.94	4.08	3	Horizontal	247	1.62	-	41.98	31.74	6.88	34.54
PK	5.3112G	103.45	Inf	-Inf	4.02	3	Horizontal	247	1.62	-	99.43	31.72	6.83	34.54
PK	5.3504G	57.80	74.00	-16.20	4.08	3	Horizontal	247	1.62	-	53.72	31.74	6.88	34.54





802.11ac VHT40_Nss1,(MCS0)_2TX

5310MHz_TX

17/03/2018



Legend for the spectrum plot:

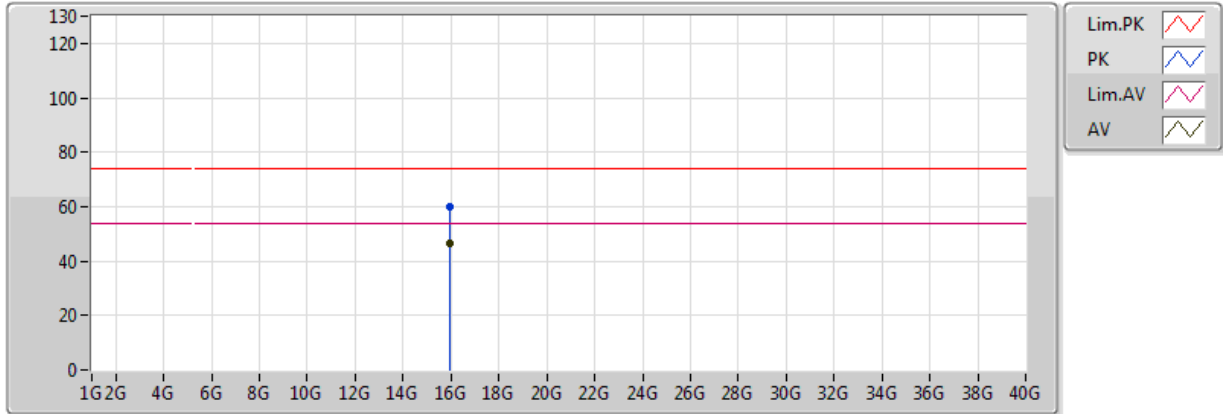
- Lim.PK 
- PK 
- Lim.AV 
- AV 

Type	Freq (Hz)	Level (dBuV/m)	Limit (dBuV/m)	Margin (dB)	Factor (dB)	Dist (m)	Condition	Azimuth (°)	Height (m)	Comments	Raw (dBuV)	AF (dB)	CL (dB)	PA (dB)
AV	15.92472G	46.51	54.00	-7.49	14.04	3	Vertical	170	2.25	-	32.47	37.39	11.81	35.16
PK	15.93264G	59.19	74.00	-14.81	14.00	3	Vertical	170	2.25	-	45.19	37.36	11.81	35.17

802.11ac VHT40_Nss1,(MCS0)_2TX

5310MHz_TX

17/03/2018

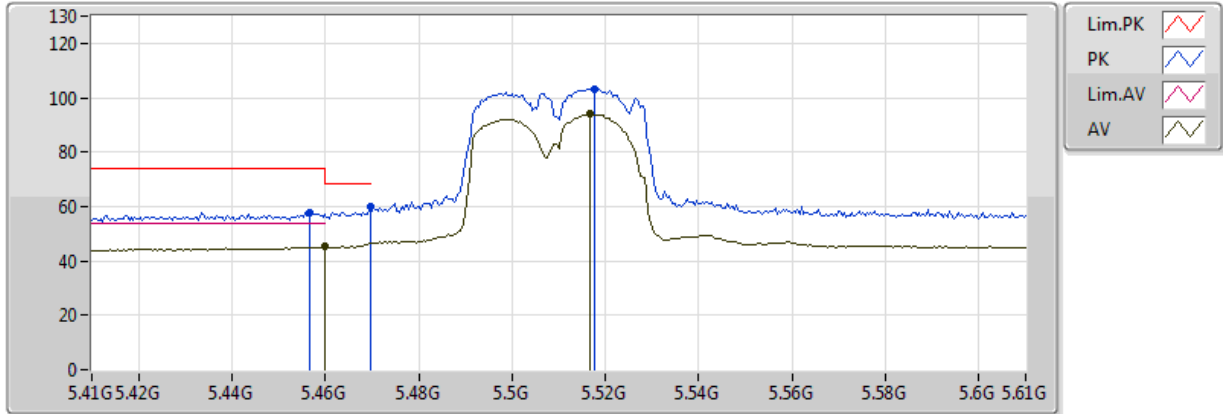


Type	Freq (Hz)	Level (dBuV/m)	Limit (dBuV/m)	Margin (dB)	Factor (dB)	Dist (m)	Condition	Azimuth (°)	Height (m)	Comments	Raw (dBuV)	AF (dB)	CL (dB)	PA (dB)
AV	15.92936G	46.42	54.00	-7.58	14.08	3	Horizontal	288	2.25	-	32.34	37.42	11.81	35.15
PK	15.93174G	59.80	74.00	-14.20	13.95	3	Horizontal	288	2.25	-	45.85	37.31	11.82	35.18

802.11ac VHT40_Nss1,(MCS0)_2TX

5510MHz_TX

17/03/2018



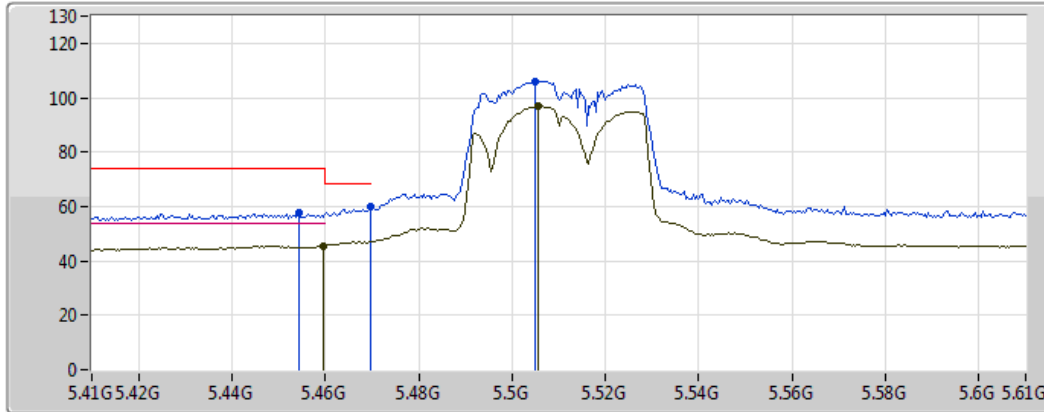
Type	Freq (Hz)	Level (dBuV/m)	Limit (dBuV/m)	Margin (dB)	Factor (dB)	Dist (m)	Condition	Azimuth (°)	Height (m)	Comments	Raw (dBuV)	AF (dB)	CL (dB)	PA (dB)
AV	5.459995G	45.19	54.00	-8.81	4.25	3	Vertical	43	1.50	-	40.94	31.78	7.01	34.54
AV	5.5168G	93.95	Inf	-Inf	4.35	3	Vertical	43	1.50	-	89.60	31.83	7.07	34.55
PK	5.4568G	57.54	74.00	-16.46	4.25	3	Vertical	43	1.50	-	53.29	31.78	7.01	34.54
PK	5.4696G	59.89	68.20	-8.31	4.27	3	Vertical	43	1.50	-	55.62	31.79	7.02	34.54
PK	5.5176G	103.32	Inf	-Inf	4.35	3	Vertical	43	1.50	-	98.97	31.83	7.07	34.55



802.11ac VHT40_Nss1,(MCS0)_2TX

5510MHz_TX

17/03/2018



Legend for the spectrum plot:

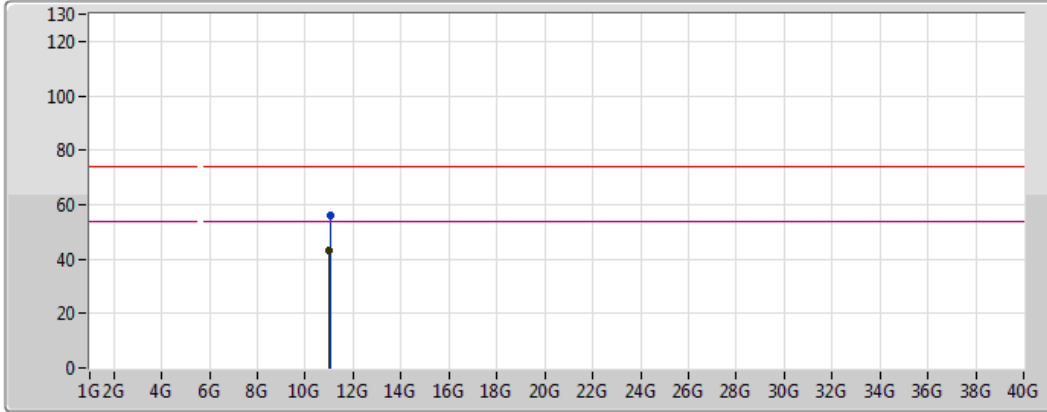
- Lim.PK: Red line with a peak icon
- PK: Blue line with a peak icon
- Lim.AV: Red line with a flat icon
- AV: Blue line with a flat icon





Type	Freq (Hz)	Level (dBuV/m)	Limit (dBuV/m)	Margin (dB)	Factor (dB)	Dist (m)	Condition	Azimuth (°)	Height (m)	Comments	Raw (dBuV)	AF (dB)	CL (dB)	PA (dB)
AV	5.4596G	45.65	54.00	-8.35	4.25	3	Horizontal	244	1.50	-	41.40	31.78	7.01	34.54
AV	5.5056G	96.87	Inf	-Inf	4.33	3	Horizontal	244	1.50	-	92.54	31.81	7.06	34.54
PK	5.4544G	57.74	74.00	-16.26	4.25	3	Horizontal	244	1.50	-	53.49	31.78	7.01	34.54
PK	5.4696G	59.74	68.20	-8.46	4.27	3	Horizontal	244	1.50	-	55.47	31.79	7.02	34.54
PK	5.5048G	105.99	Inf	-Inf	4.33	3	Horizontal	244	1.50	-	101.66	31.81	7.06	34.54

802.11ac VHT40_Nss1,(MCS0)_2TX

5510MHz_TX

17/03/2018



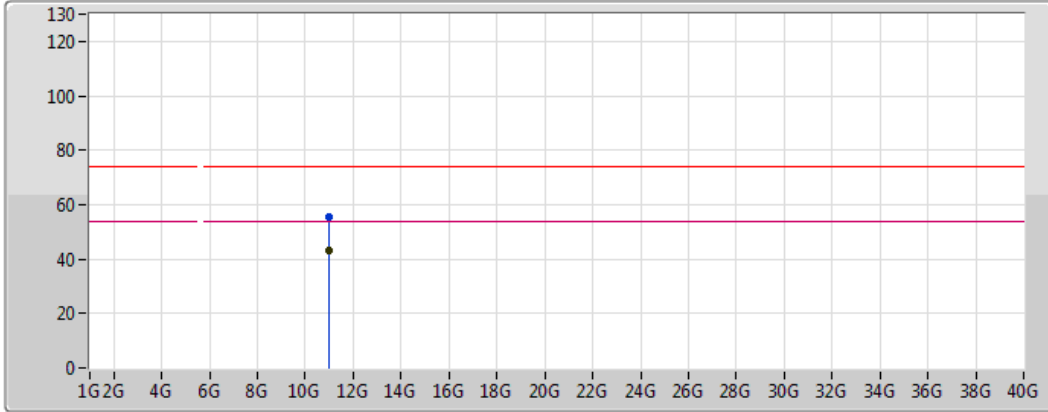
Lim.PK	
PK	
Lim.AV	
AV	





Type	Freq (Hz)	Level (dBuV/m)	Limit (dBuV/m)	Margin (dB)	Factor (dB)	Dist (m)	Condition	Azimuth (°)	Height (m)	Comments	Raw (dBuV)	AF (dB)	CL (dB)	PA (dB)
AV	11.00626G	42.92	54.00	-11.08	16.01	3	Vertical	287	2.33	-	26.91	40.39	10.21	34.59
PK	11.02774G	55.76	74.00	-18.24	15.98	3	Vertical	287	2.33	-	39.78	40.36	10.22	34.60

802.11ac VHT40_Nss1,(MCS0)_2TX

5510MHz_TX

17/03/2018



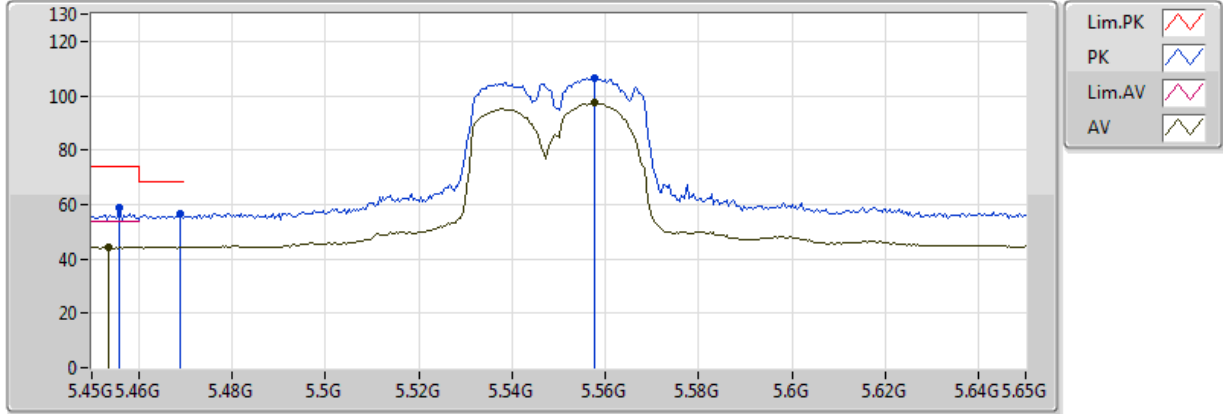
Lim.PK	
PK	
Lim.AV	
AV	

Type	Freq (Hz)	Level (dBuV/m)	Limit (dBuV/m)	Margin (dB)	Factor (dB)	Dist (m)	Condition	Azimuth (°)	Height (m)	Comments	Raw (dBuV)	AF (dB)	CL (dB)	PA (dB)
AV	11.0074G	42.91	54.00	-11.09	16.01	3	Horizontal	17	2.15	-	26.90	40.39	10.21	34.59
PK	11.00722G	55.41	74.00	-18.59	16.01	3	Horizontal	17	2.15	-	39.40	40.39	10.21	34.59

802.11ac VHT40_Nss1,(MCS0)_2TX

5550MHz_TX

17/03/2018

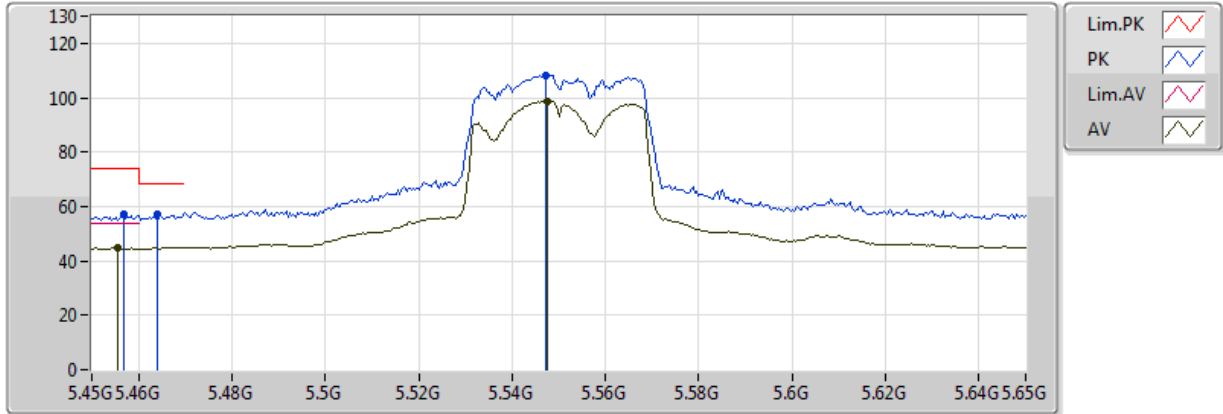


Type	Freq (Hz)	Level (dBuV/m)	Limit (dBuV/m)	Margin (dB)	Factor (dB)	Dist (m)	Condition	Azimuth (°)	Height (m)	Comments	Raw (dBuV)	AF (dB)	CL (dB)	PA (dB)
AV	5.4536G	44.27	54.00	-9.73	4.24	3	Vertical	46	1.82	-	40.03	31.78	7.00	34.54
AV	5.5576G	97.46	Inf	-Inf	4.42	3	Vertical	46	1.82	-	93.04	31.89	7.08	34.56
PK	5.456G	58.64	74.00	-15.36	4.25	3	Vertical	46	1.82	-	54.39	31.78	7.01	34.54
PK	5.4688G	56.50	68.20	-11.70	4.27	3	Vertical	46	1.82	-	52.23	31.79	7.02	34.54
PK	5.5576G	106.55	Inf	-Inf	4.42	3	Vertical	46	1.82	-	102.13	31.89	7.08	34.56

802.11ac VHT40_Nss1,(MCS0)_2TX

5550MHz_TX

17/03/2018

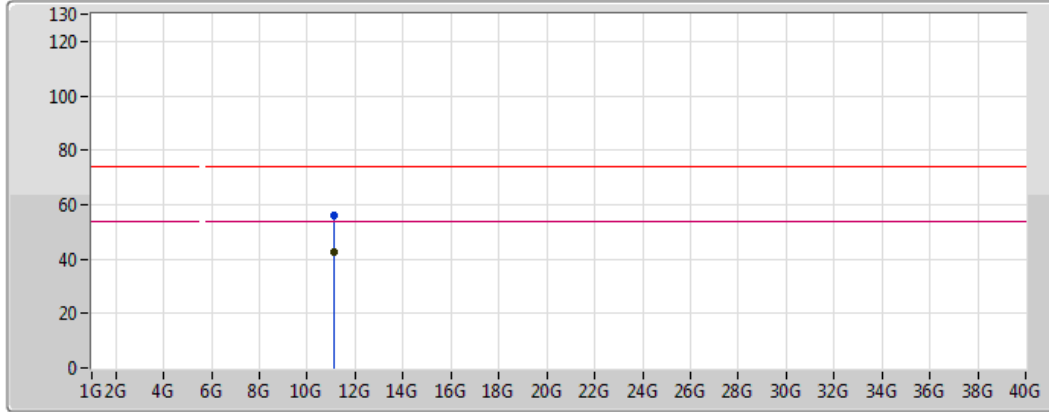


Type	Freq (Hz)	Level (dBuV/m)	Limit (dBuV/m)	Margin (dB)	Factor (dB)	Dist (m)	Condition	Azimuth (°)	Height (m)	Comments	Raw (dBuV)	AF (dB)	CL (dB)	PA (dB)
AV	5.4556G	44.81	54.00	-9.19	4.25	3	Horizontal	248	1.50	-	40.56	31.78	7.01	34.54
AV	5.5476G	98.84	Inf	-Inf	4.40	3	Horizontal	248	1.50	-	94.44	31.88	7.08	34.55
PK	5.4568G	56.90	74.00	-17.10	4.25	3	Horizontal	248	1.50	-	52.65	31.78	7.01	34.54
PK	5.464G	57.29	68.20	-10.91	4.27	3	Horizontal	248	1.50	-	53.02	31.79	7.02	34.54
PK	5.5472G	108.27	Inf	-Inf	4.40	3	Horizontal	248	1.50	-	103.87	31.88	7.08	34.55

802.11ac VHT40_Nss1,(MCS0)_2TX

5550MHz_TX

17/03/2018

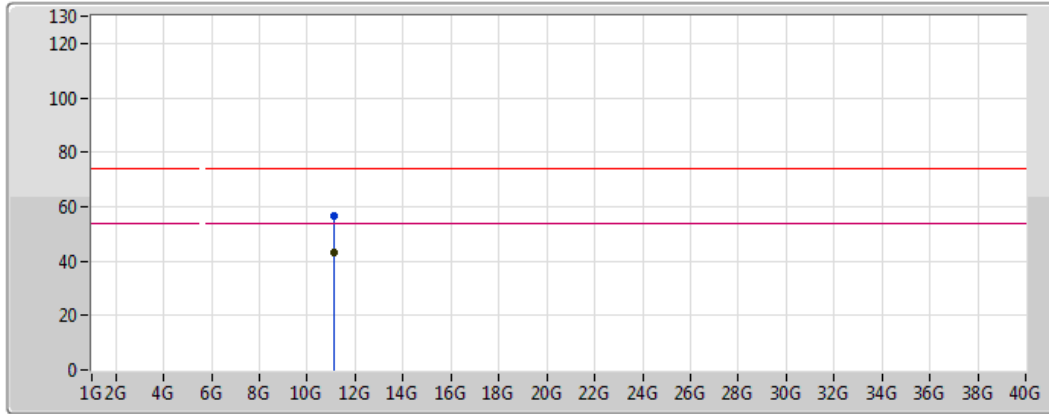


Type	Freq (Hz)	Level (dBuV/m)	Limit (dBuV/m)	Margin (dB)	Factor (dB)	Dist (m)	Condition	Azimuth (°)	Height (m)	Comments	Raw (dBuV)	AF (dB)	CL (dB)	PA (dB)
AV	11.11488G	42.76	54.00	-11.24	15.86	3	Vertical	74	1.70	-	26.90	40.24	10.24	34.62
PK	11.11026G	55.88	74.00	-18.12	15.87	3	Vertical	74	1.70	-	40.01	40.25	10.24	34.62

802.11ac VHT40_Nss1,(MCS0)_2TX

5550MHz_TX

17/03/2018



Legend for the spectrum plot:

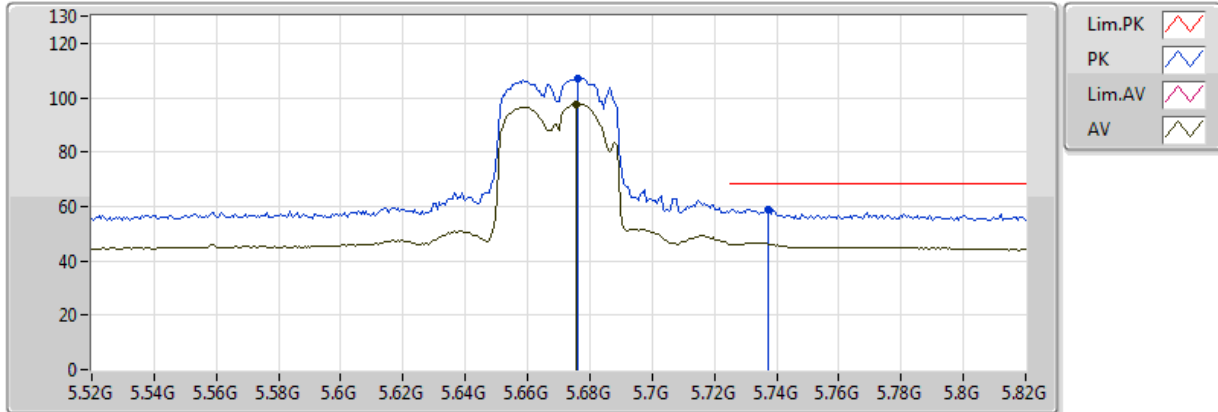
- Lim.PK: Red line with a peak icon
- PK: Blue line with a peak icon
- Lim.AV: Pink line with a peak icon
- AV: Green line with a peak icon

Type	Freq (Hz)	Level (dBuV/m)	Limit (dBuV/m)	Margin (dB)	Factor (dB)	Dist (m)	Condition	Azimuth (°)	Height (m)	Comments	Raw (dBuV)	AF (dB)	CL (dB)	PA (dB)
AV	11.11488G	42.91	54.00	-11.09	15.86	3	Horizontal	227	1.58	-	27.05	40.24	10.24	34.62
PK	11.10924G	56.32	74.00	-17.68	15.87	3	Horizontal	227	1.58	-	40.45	40.25	10.24	34.62

802.11ac VHT40_Nss1,(MCS0)_2TX

5670MHz_TX

17/03/2018

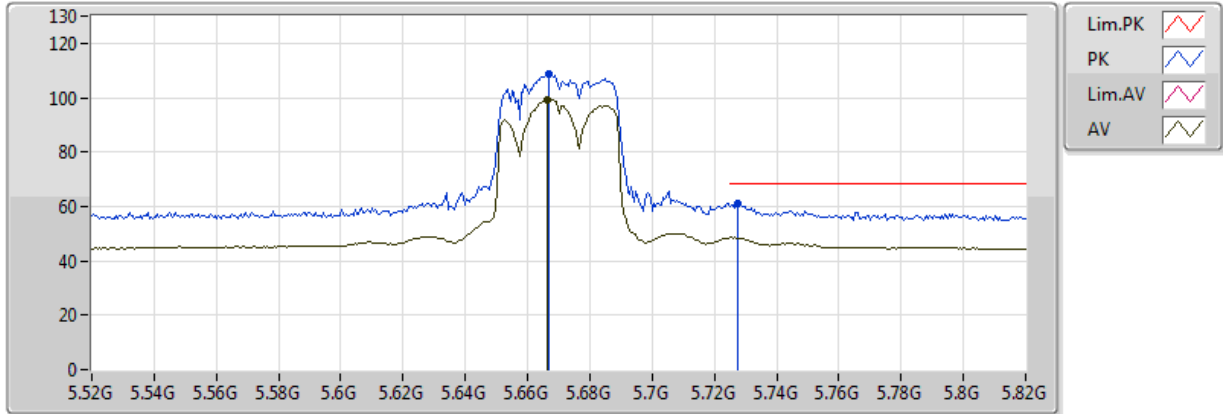


Type	Freq (Hz)	Level (dBuV/m)	Limit (dBuV/m)	Margin (dB)	Factor (dB)	Dist (m)	Condition	Azimuth (°)	Height (m)	Comments	Raw (dBuV)	AF (dB)	CL (dB)	PA (dB)
AV	5.6754G	97.64	Inf	-Inf	4.63	3	Vertical	213	1.49	-	93.01	32.08	7.14	34.59
PK	5.676G	107.24	Inf	-Inf	4.63	3	Vertical	213	1.49	-	102.61	32.08	7.14	34.59
PK	5.7372G	58.89	68.20	-9.31	4.73	3	Vertical	213	1.49	-	54.16	32.18	7.16	34.61

802.11ac VHT40_Nss1,(MCS0)_2TX

5670MHz_TX

17/03/2018

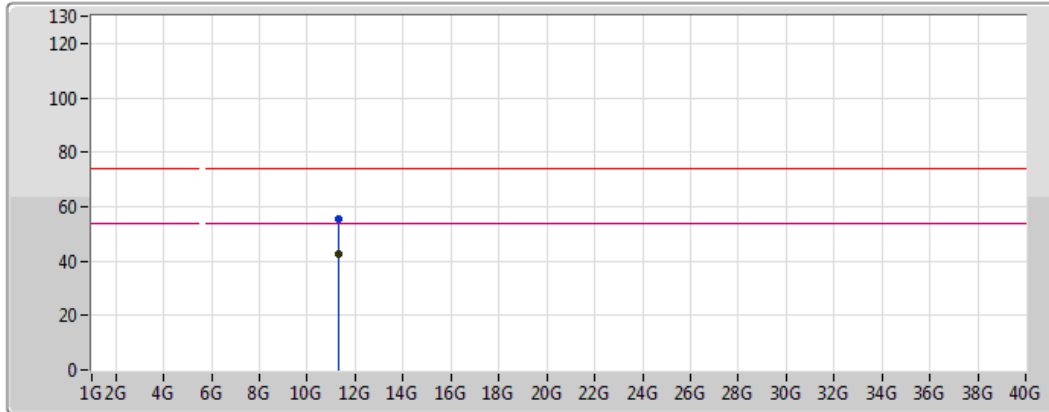






Type	Freq (Hz)	Level (dBuV/m)	Limit (dBuV/m)	Margin (dB)	Factor (dB)	Dist (m)	Condition	Azimuth (°)	Height (m)	Comments	Raw (dBuV)	AF (dB)	CL (dB)	PA (dB)
AV	5.6664G	99.15	Inf	-Inf	4.61	3	Horizontal	131	1.50	-	94.54	32.07	7.13	34.59
PK	5.667G	108.98	Inf	-Inf	4.61	3	Horizontal	131	1.50	-	104.37	32.07	7.13	34.59
PK	5.7276G	61.22	68.20	-6.98	4.71	3	Horizontal	131	1.50	-	56.51	32.16	7.16	34.61

802.11ac VHT40_Nss1,(MCS0)_2TX

5670MHz_TX

17/03/2018



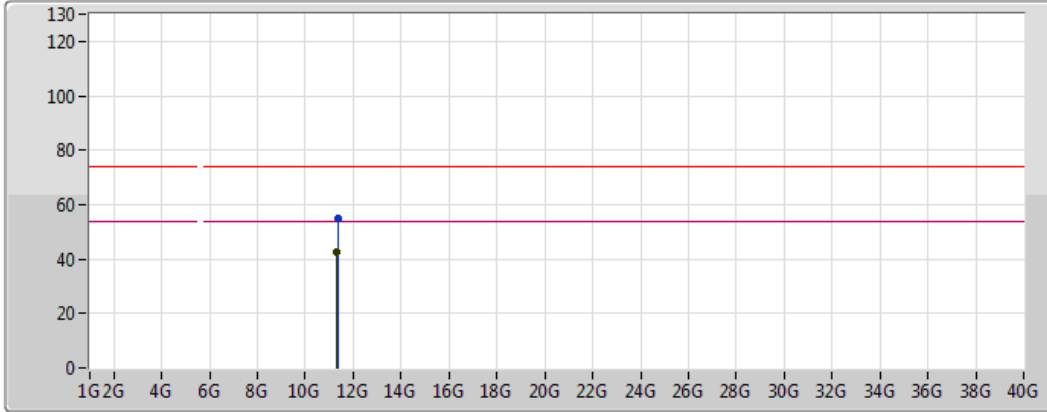
Lim.PK	
PK	
Lim.AV	
AV	

Type	Freq (Hz)	Level (dBuV/m)	Limit (dBuV/m)	Margin (dB)	Factor (dB)	Dist (m)	Condition	Azimuth (°)	Height (m)	Comments	Raw (dBuV)	AF (dB)	CL (dB)	PA (dB)
AV	11.32512G	42.54	54.00	-11.46	15.58	3	Vertical	226	1.08	-	26.96	39.94	10.30	34.66
PK	11.33694G	55.72	74.00	-18.28	15.56	3	Vertical	226	1.08	-	40.16	39.93	10.30	34.67

802.11ac VHT40_Nss1,(MCS0)_2TX

5670MHz_TX

17/03/2018



Legend for the plot:

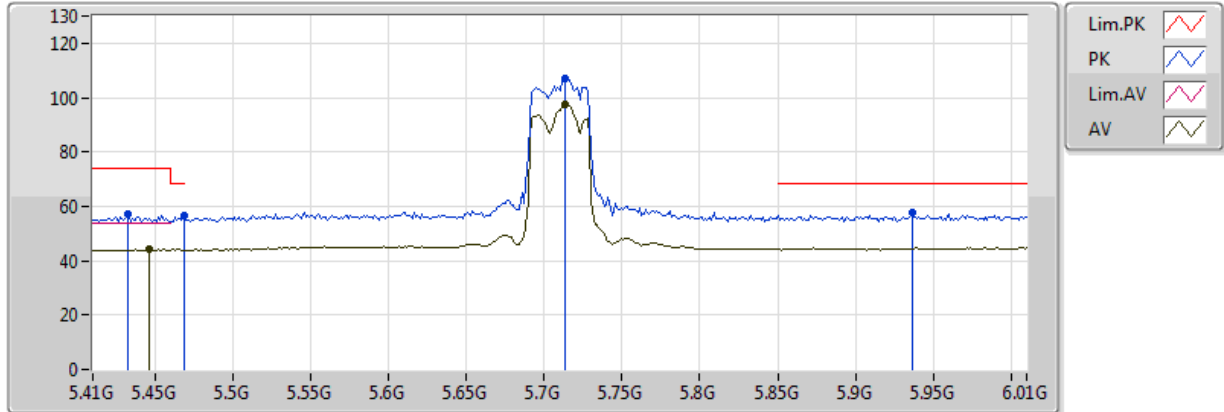
- Lim.PK: Red line with a peak icon
- PK: Blue line with a peak icon
- Lim.AV: Pink line with a peak icon
- AV: Green line with a peak icon

Type	Freq (Hz)	Level (dBuV/m)	Limit (dBuV/m)	Margin (dB)	Factor (dB)	Dist (m)	Condition	Azimuth (°)	Height (m)	Comments	Raw (dBuV)	AF (dB)	CL (dB)	PA (dB)
AV	11.33106G	42.45	54.00	-11.55	15.57	3	Horizontal	65	2.26	-	26.88	39.94	10.30	34.67
PK	11.34882G	54.99	74.00	-19.01	15.55	3	Horizontal	65	2.26	-	39.44	39.91	10.30	34.67

802.11ac VHT40_Nss1,(MCS0)_2TX

5710MHz Straddle 5.47-5.725GHz_TX

17/03/2018

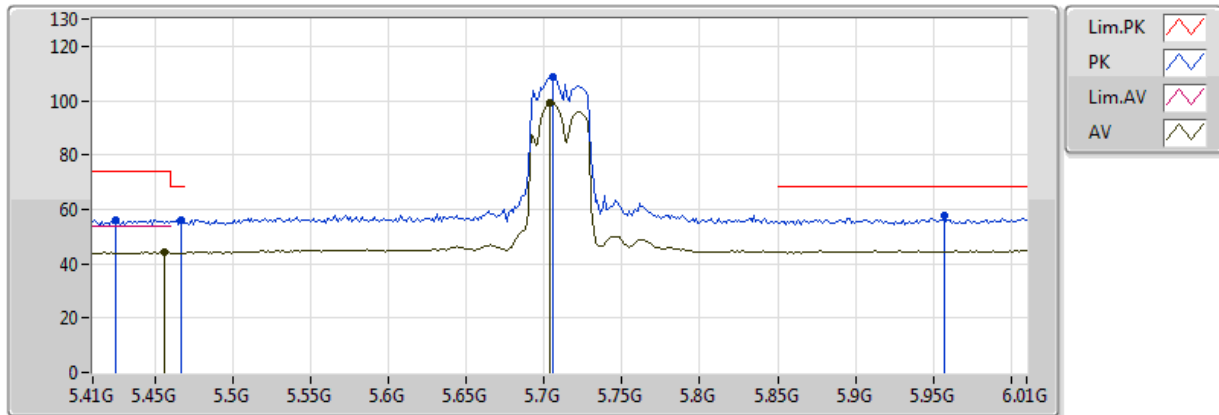


Type	Freq (Hz)	Level (dBuV/m)	Limit (dBuV/m)	Margin (dB)	Factor (dB)	Dist (m)	Condition	Azimuth (°)	Height (m)	Comments	Raw (dBuV)	AF (dB)	CL (dB)	PA (dB)
AV	5.446G	44.21	54.00	-9.79	4.24	3	Vertical	214	1.53	-	39.97	31.78	7.00	34.54
AV	5.7136G	97.30	Inf	-Inf	4.69	3	Vertical	214	1.53	-	92.61	32.14	7.16	34.60
PK	5.4328G	56.92	74.00	-17.08	4.21	3	Vertical	214	1.53	-	52.71	31.77	6.98	34.54
PK	5.4688G	56.44	68.20	-11.76	4.27	3	Vertical	214	1.53	-	52.17	31.79	7.02	34.54
PK	5.7136G	106.93	Inf	-Inf	4.69	3	Vertical	214	1.53	-	102.24	32.14	7.16	34.60
PK	5.9368G	57.62	68.20	-10.58	5.09	3	Vertical	214	1.53	-	52.53	32.50	7.25	34.66

802.11ac VHT40_Nss1,(MCS0)_2TX

5710MHz Straddle 5.47-5.725GHz_TX

17/03/2018

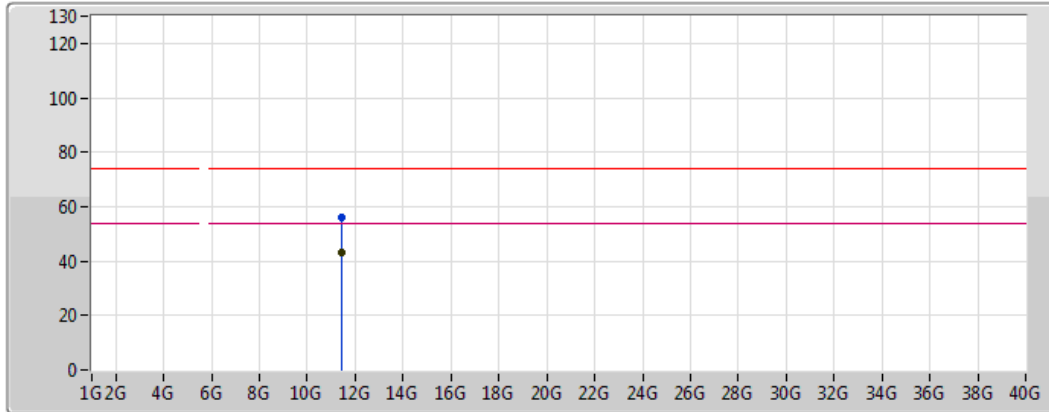






Type	Freq (Hz)	Level (dBuV/m)	Limit (dBuV/m)	Margin (dB)	Factor (dB)	Dist (m)	Condition	Azimuth (°)	Height (m)	Comments	Raw (dBuV)	AF (dB)	CL (dB)	PA (dB)
AV	5.4556G	44.38	54.00	-9.62	4.25	3	Horizontal	138	1.49	-	40.13	31.78	7.01	34.54
AV	5.704G	99.22	Inf	-Inf	4.68	3	Horizontal	138	1.49	-	94.54	32.13	7.15	34.60
PK	5.4244G	56.31	74.00	-17.69	4.20	3	Horizontal	138	1.49	-	52.11	31.77	6.97	34.54
PK	5.4664G	56.29	68.20	-11.91	4.27	3	Horizontal	138	1.49	-	52.02	31.79	7.02	34.54
PK	5.7052G	108.47	Inf	-Inf	4.68	3	Horizontal	138	1.49	-	103.79	32.13	7.15	34.60
PK	5.9572G	57.51	68.20	-10.69	5.12	3	Horizontal	138	1.49	-	52.39	32.53	7.26	34.67

802.11ac VHT40_Nss1,(MCS0)_2TX

5710MHz Straddle 5.47-5.725GHz_TX

17/03/2018



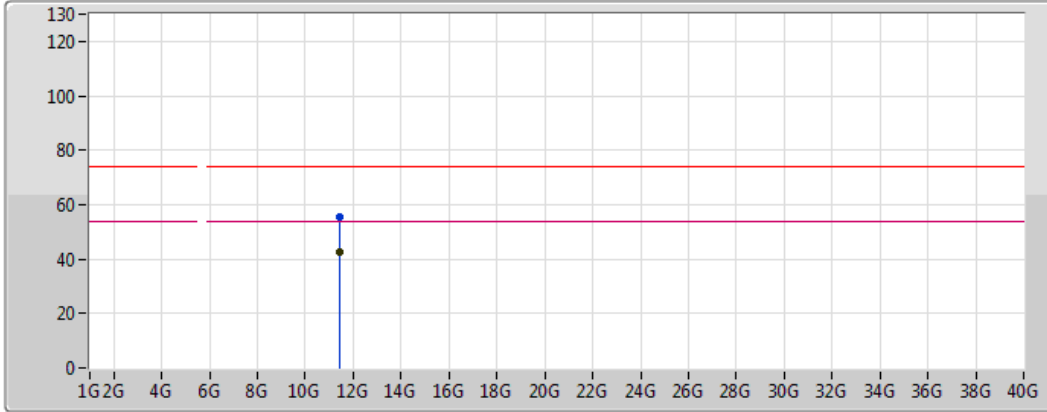
Lim.PK	
PK	
Lim.AV	
AV	





Type	Freq (Hz)	Level (dBuV/m)	Limit (dBuV/m)	Margin (dB)	Factor (dB)	Dist (m)	Condition	Azimuth (°)	Height (m)	Comments	Raw (dBuV)	AF (dB)	CL (dB)	PA (dB)
AV	11.41094G	42.90	54.00	-11.10	15.46	3	Vertical	71	1.92	-	27.44	39.82	10.32	34.68
PK	11.41982G	55.79	74.00	-18.21	15.45	3	Vertical	71	1.92	-	40.34	39.81	10.32	34.69

802.11ac VHT40_Nss1,(MCS0)_2TX

5710MHz Straddle 5.47-5.725GHz_TX

17/03/2018



Lim.PK	
PK	
Lim.AV	
AV	

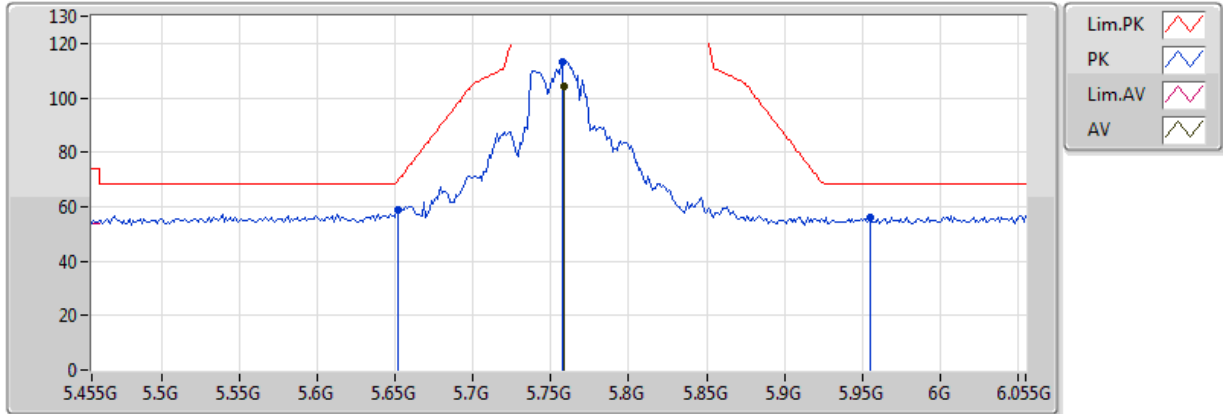
Type	Freq (Hz)	Level (dBuV/m)	Limit (dBuV/m)	Margin (dB)	Factor (dB)	Dist (m)	Condition	Azimuth (°)	Height (m)	Comments	Raw (dBuV)	AF (dB)	CL (dB)	PA (dB)
AV	11.41004G	42.81	54.00	-11.19	15.46	3	Horizontal	180	1.10	-	27.35	39.83	10.32	34.68
PK	11.4278G	55.37	74.00	-18.63	15.44	3	Horizontal	180	1.10	-	39.93	39.80	10.33	34.69



802.11ac VHT40_Nss1,(MCS0)_2TX

5755MHz_TX

17/03/2018

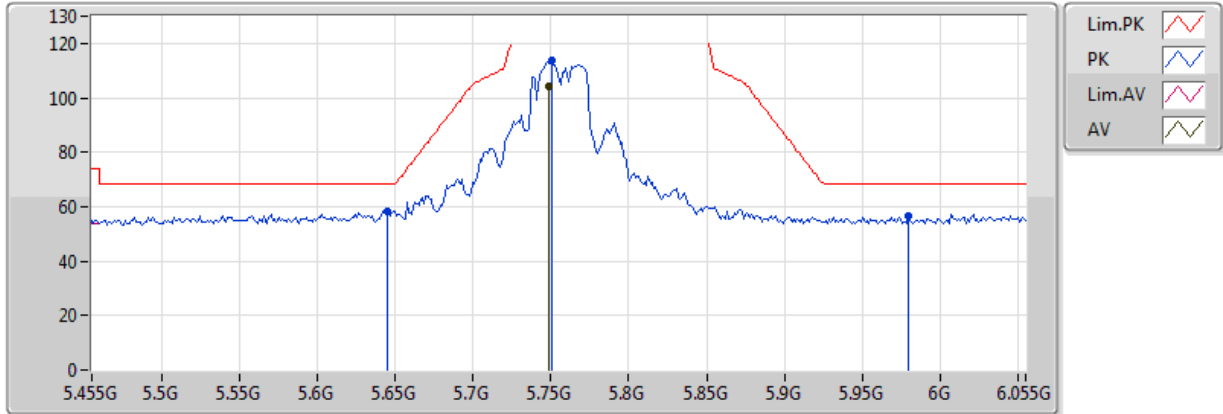


Type	Freq (Hz)	Level (dBuV/m)	Limit (dBuV/m)	Margin (dB)	Factor (dB)	Dist (m)	Condition	Azimuth (°)	Height (m)	Comments	Raw (dBuV)	AF (dB)	CL (dB)	PA (dB)
AV	5.7586G	104.46	Inf	-Inf	4.78	3	Vertical	245	1.78	-	99.68	32.21	7.17	34.61
PK	5.6518G	59.00	69.53	-10.53	4.58	3	Vertical	245	1.78	-	54.42	32.04	7.13	34.59
PK	5.7574G	113.28	Inf	-Inf	4.77	3	Vertical	245	1.78	-	108.51	32.21	7.17	34.61
PK	5.9554G	56.08	68.20	-12.12	5.12	3	Vertical	245	1.78	-	50.96	32.53	7.26	34.67

802.11ac VHT40_Nss1,(MCS0)_2TX

5755MHz_TX

17/03/2018

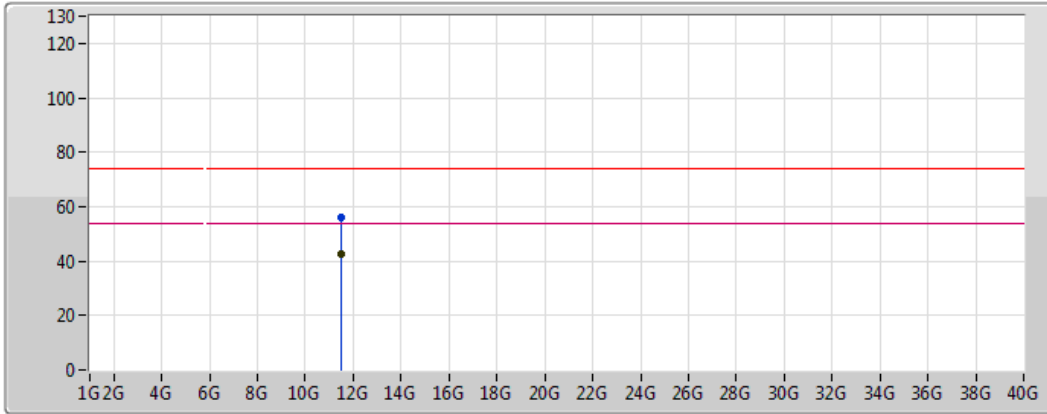






Type	Freq (Hz)	Level (dBuV/m)	Limit (dBuV/m)	Margin (dB)	Factor (dB)	Dist (m)	Condition	Azimuth (°)	Height (m)	Comments	Raw (dBuV)	AF (dB)	CL (dB)	PA (dB)
AV	5.749G	104.18	Inf	-Inf	4.76	3	Horizontal	126	1.49	-	99.42	32.20	7.17	34.61
PK	5.6446G	58.32	68.20	-9.88	4.57	3	Horizontal	126	1.49	-	53.75	32.03	7.12	34.58
PK	5.7502G	113.74	Inf	-Inf	4.76	3	Horizontal	126	1.49	-	108.98	32.20	7.17	34.61
PK	5.9794G	56.47	68.20	-11.73	5.17	3	Horizontal	126	1.49	-	51.30	32.57	7.27	34.67

802.11ac VHT40_Nss1,(MCS0)_2TX

5755MHz_TX

17/03/2018



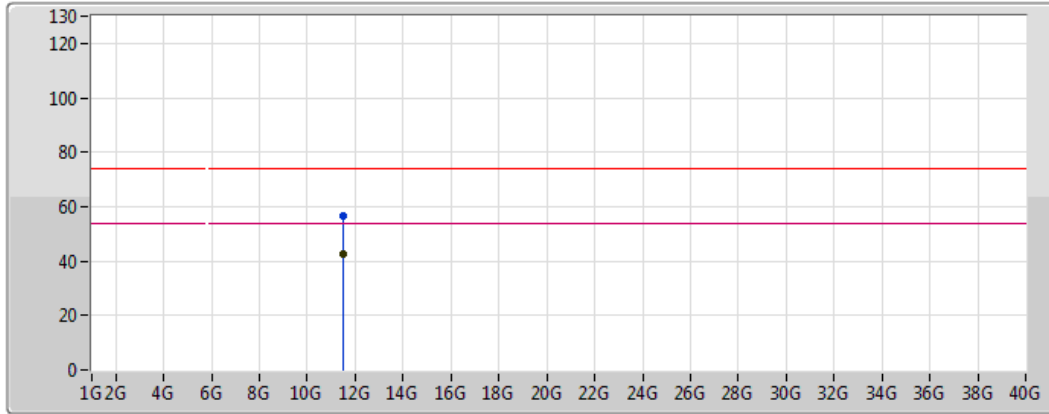
Lim.PK	
PK	
Lim.AV	
AV	

Type	Freq (Hz)	Level (dBuV/m)	Limit (dBuV/m)	Margin (dB)	Factor (dB)	Dist (m)	Condition	Azimuth (°)	Height (m)	Comments	Raw (dBuV)	AF (dB)	CL (dB)	PA (dB)
AV	11.49554G	42.39	54.00	-11.61	15.35	3	Vertical	186	1.83	-	27.04	39.71	10.34	34.70
PK	11.51162G	55.93	74.00	-18.07	15.32	3	Vertical	186	1.83	-	40.61	39.68	10.35	34.71

802.11ac VHT40_Nss1,(MCS0)_2TX

5755MHz_TX

17/03/2018



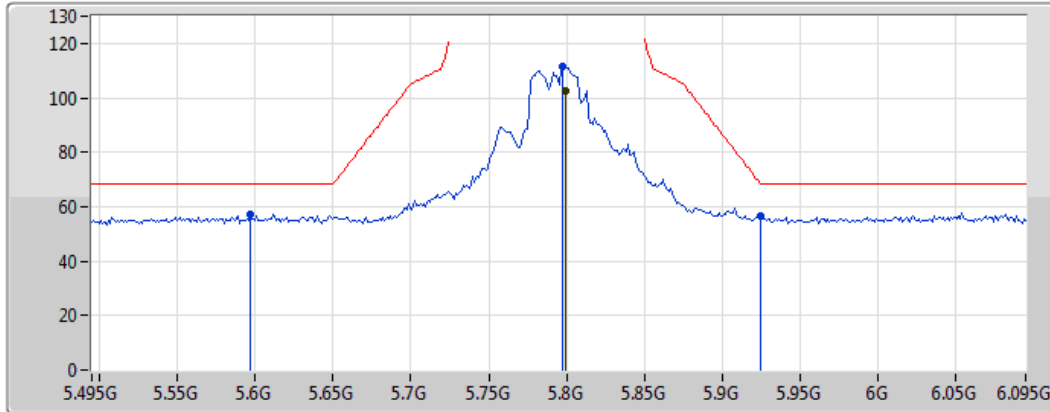
Type	Freq (Hz)	Level (dBuV/m)	Limit (dBuV/m)	Margin (dB)	Factor (dB)	Dist (m)	Condition	Azimuth (°)	Height (m)	Comments	Raw (dBuV)	AF (dB)	CL (dB)	PA (dB)
AV	11.49602G	42.44	54.00	-11.56	15.35	3	Horizontal	205	1.68	-	27.09	39.71	10.34	34.70
PK	11.50418G	56.57	74.00	-17.43	15.33	3	Horizontal	205	1.68	-	41.24	39.69	10.35	34.71



802.11ac VHT40_Nss1,(MCS0)_2TX

5795MHz_TX

17/03/2018

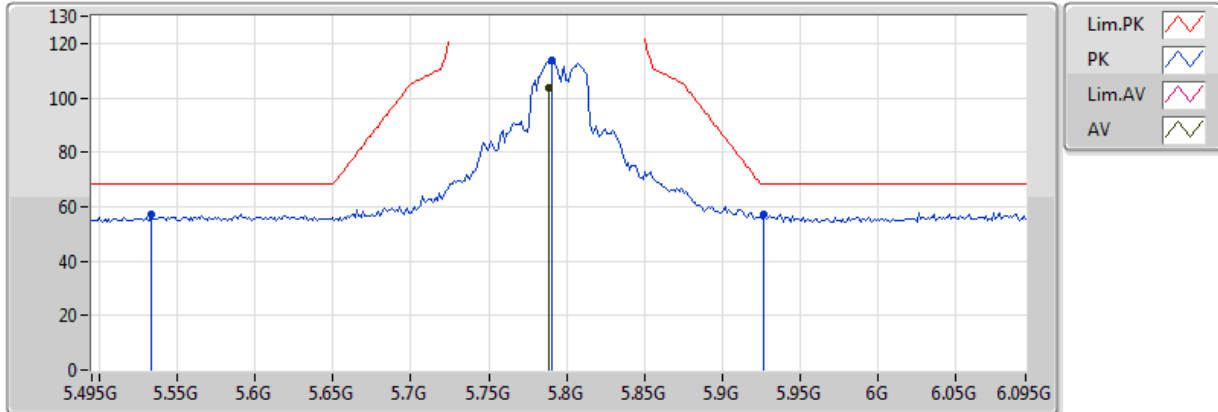


Type	Freq (Hz)	Level (dBuV/m)	Limit (dBuV/m)	Margin (dB)	Factor (dB)	Dist (m)	Condition	Azimuth (°)	Height (m)	Comments	Raw (dBuV)	AF (dB)	CL (dB)	PA (dB)
AV	5.7998G	102.31	Inf	-Inf	4.85	3	Vertical	244	1.50	-	97.46	32.28	7.19	34.62
PK	5.597G	56.90	68.20	-11.30	4.49	3	Vertical	244	1.50	-	52.41	31.96	7.10	34.57
PK	5.7974G	111.36	Inf	-Inf	4.85	3	Vertical	244	1.50	-	106.51	32.28	7.19	34.62
PK	5.9246G	56.58	68.50	-11.92	5.07	3	Vertical	244	1.50	-	51.51	32.48	7.25	34.66

802.11ac VHT40_Nss1,(MCS0)_2TX

5795MHz_TX

17/03/2018

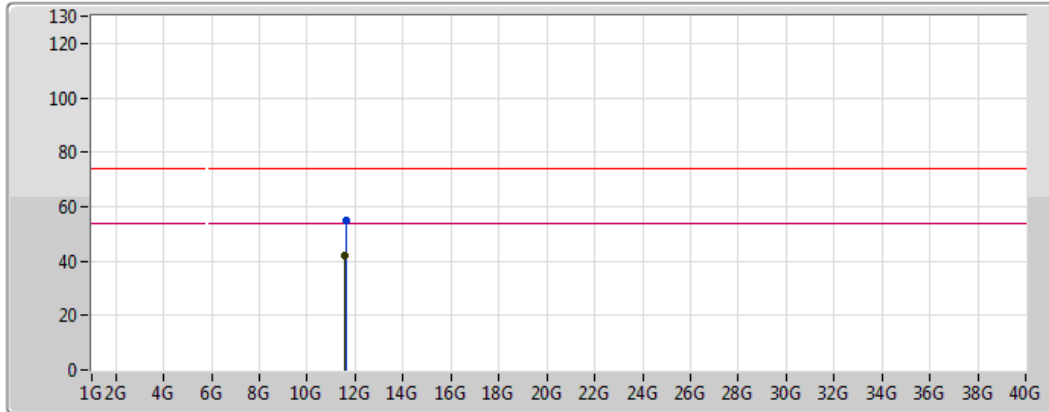


Type	Freq (Hz)	Level (dBuV/m)	Limit (dBuV/m)	Margin (dB)	Factor (dB)	Dist (m)	Condition	Azimuth (°)	Height (m)	Comments	Raw (dBuV)	AF (dB)	CL (dB)	PA (dB)
AV	5.789G	103.80	Inf	-Inf	4.83	3	Horizontal	131	1.52	-	98.97	32.26	7.19	34.62
PK	5.5334G	57.17	68.20	-11.03	4.37	3	Horizontal	131	1.52	-	52.80	31.85	7.07	34.55
PK	5.7902G	113.50	Inf	-Inf	4.83	3	Horizontal	131	1.52	-	108.67	32.26	7.19	34.62
PK	5.927G	57.34	68.20	-10.86	5.07	3	Horizontal	131	1.52	-	52.27	32.48	7.25	34.66

802.11ac VHT40_Nss1,(MCS0)_2TX

5795MHz_TX

17/03/2018

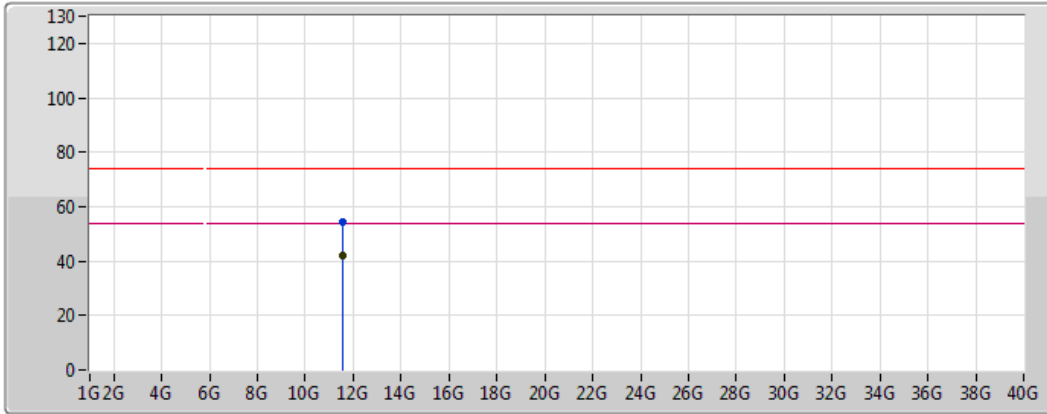





Type	Freq (Hz)	Level (dBuV/m)	Limit (dBuV/m)	Margin (dB)	Factor (dB)	Dist (m)	Condition	Azimuth (°)	Height (m)	Comments	Raw (dBuV)	AF (dB)	CL (dB)	PA (dB)
AV	11.57836G	41.98	54.00	-12.02	15.23	3	Vertical	270	2.01	-	26.75	39.59	10.37	34.72
PK	11.59636G	55.03	74.00	-18.97	15.21	3	Vertical	270	2.01	-	39.82	39.57	10.37	34.73

802.11ac VHT40_Nss1,(MCS0)_2TX

5795MHz_TX

17/03/2018



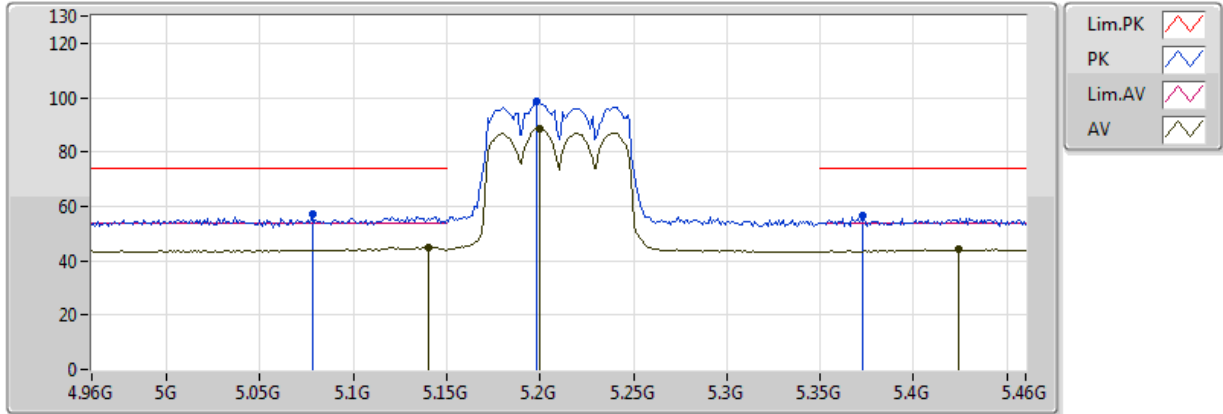
Lim.PK	
PK	
Lim.AV	
AV	

Type	Freq (Hz)	Level (dBuV/m)	Limit (dBuV/m)	Margin (dB)	Factor (dB)	Dist (m)	Condition	Azimuth (°)	Height (m)	Comments	Raw (dBuV)	AF (dB)	CL (dB)	PA (dB)
AV	11.58424G	42.01	54.00	-11.99	15.23	3	Horizontal	7	1.00	-	26.78	39.58	10.37	34.72
PK	11.5807G	54.52	74.00	-19.48	15.23	3	Horizontal	7	1.00	-	39.29	39.59	10.37	34.72

802.11ac VHT80_Nss1,(MCS0)_2TX

5210MHz_TX

17/03/2018

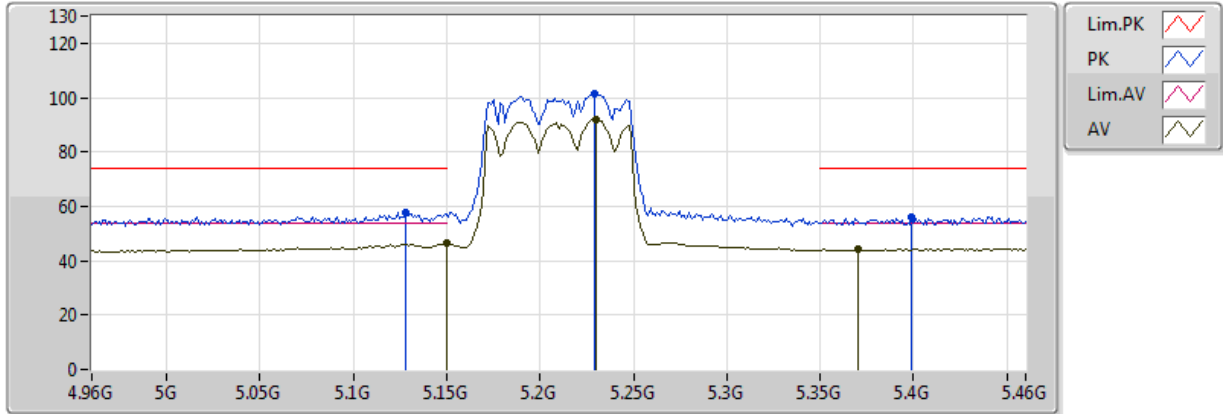


Type	Freq (Hz)	Level (dBuV/m)	Limit (dBuV/m)	Margin (dB)	Factor (dB)	Dist (m)	Condition	Azimuth (°)	Height (m)	Comments	Raw (dBuV)	AF (dB)	CL (dB)	PA (dB)
AV	5.14G	45.05	54.00	-8.95	3.74	3	Vertical	136	1.64	-	41.31	31.66	6.63	34.55
AV	5.2G	88.70	Inf	-Inf	3.83	3	Vertical	136	1.64	-	84.87	31.68	6.70	34.55
AV	5.424G	44.28	54.00	-9.72	4.20	3	Vertical	136	1.64	-	40.08	31.77	6.97	34.54
PK	5.078G	56.90	74.00	-17.10	3.63	3	Vertical	136	1.64	-	53.27	31.63	6.55	34.55
PK	5.198G	98.70	Inf	-Inf	3.83	3	Vertical	136	1.64	-	94.87	31.68	6.70	34.55
PK	5.373G	56.34	74.00	-17.66	4.12	3	Vertical	136	1.64	-	52.22	31.75	6.91	34.54

802.11ac VHT80_Nss1,(MCS0)_2TX

5210MHz_TX

17/03/2018

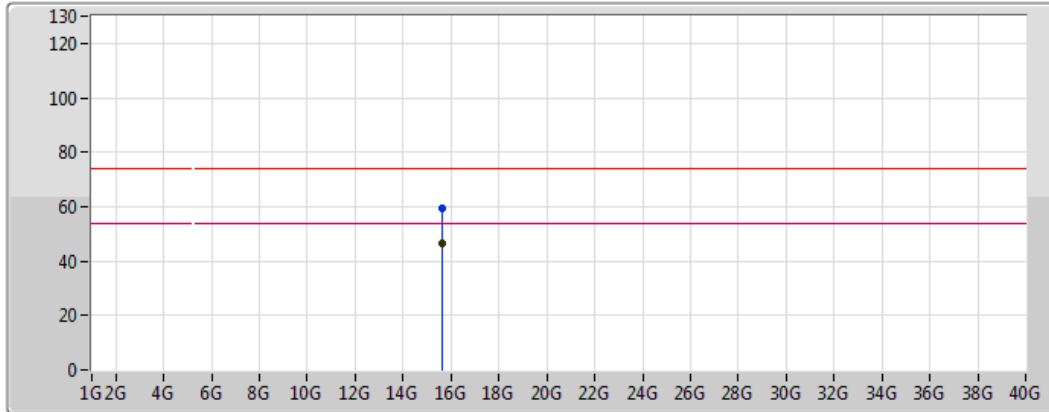


Type	Freq (Hz)	Level (dBuV/m)	Limit (dBuV/m)	Margin (dB)	Factor (dB)	Dist (m)	Condition	Azimuth (°)	Height (m)	Comments	Raw (dBuV)	AF (dB)	CL (dB)	PA (dB)
AV	5.149995G	46.32	54.00	-7.68	3.75	3	Horizontal	246	1.63	-	42.57	31.66	6.64	34.55
AV	5.23G	92.06	Inf	-Inf	3.88	3	Horizontal	246	1.63	-	88.18	31.69	6.74	34.55
AV	5.37G	44.30	54.00	-9.70	4.11	3	Horizontal	246	1.63	-	40.19	31.75	6.90	34.54
PK	5.128G	57.49	74.00	-16.51	3.71	3	Horizontal	246	1.63	-	53.78	31.65	6.61	34.55
PK	5.229G	101.19	Inf	-Inf	3.88	3	Horizontal	246	1.63	-	97.31	31.69	6.73	34.55
PK	5.399G	55.91	74.00	-18.09	4.16	3	Horizontal	246	1.63	-	51.75	31.76	6.94	34.54





802.11ac VHT80_Nss1,(MCS0)_2TX

5210MHz_TX

17/03/2018



Legend:

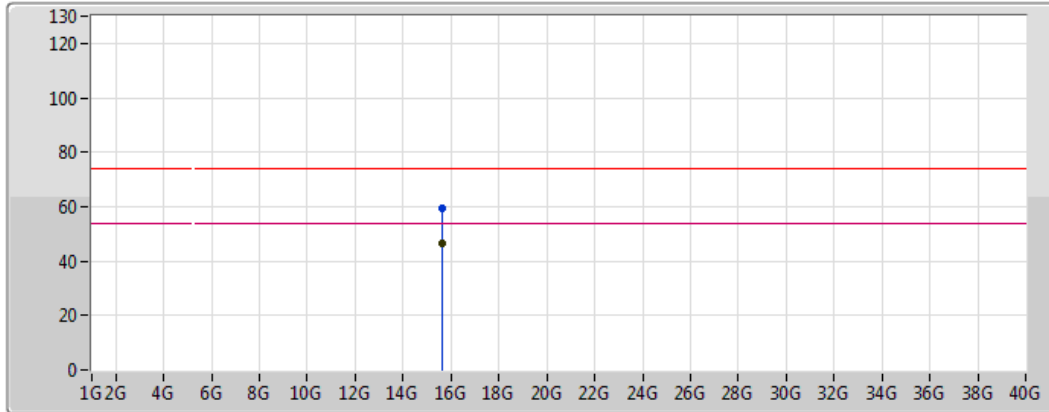
- Lim.PK 
- PK 
- Lim.AV 
- AV 

Type	Freq (Hz)	Level (dBuV/m)	Limit (dBuV/m)	Margin (dB)	Factor (dB)	Dist (m)	Condition	Azimuth (°)	Height (m)	Comments	Raw (dBuV)	AF (dB)	CL (dB)	PA (dB)
AV	15.61986G	46.64	54.00	-7.36	15.49	3	Vertical	124	1.51	-	31.15	38.54	11.74	34.80
PK	15.62538G	59.34	74.00	-14.66	15.46	3	Vertical	124	1.51	-	43.88	38.52	11.74	34.80





802.11ac VHT80_Nss1,(MCS0)_2TX

5210MHz_TX

17/03/2018



Legend for the spectrum plot:

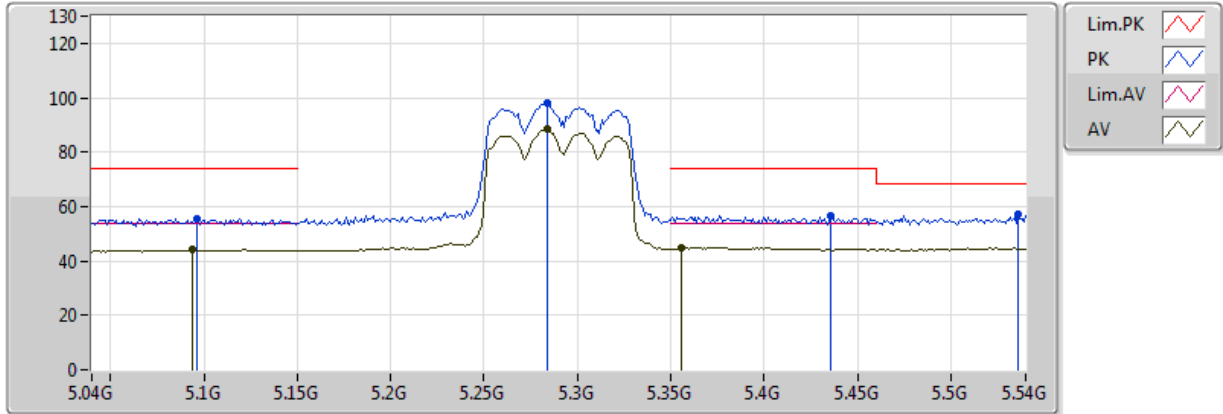
- Lim.PK 
- PK 
- Lim.AV 
- AV 

Type	Freq (Hz)	Level (dBuV/m)	Limit (dBuV/m)	Margin (dB)	Factor (dB)	Dist (m)	Condition	Azimuth (°)	Height (m)	Comments	Raw (dBuV)	AF (dB)	CL (dB)	PA (dB)
AV	15.61638G	46.49	54.00	-7.51	15.50	3	Horizontal	304	1.50	-	30.99	38.56	11.74	34.79
PK	15.64218G	59.30	74.00	-14.70	15.38	3	Horizontal	304	1.50	-	43.92	38.46	11.74	34.82

802.11ac VHT80_Nss1,(MCS0)_2TX

5290MHz_TX

17/03/2018

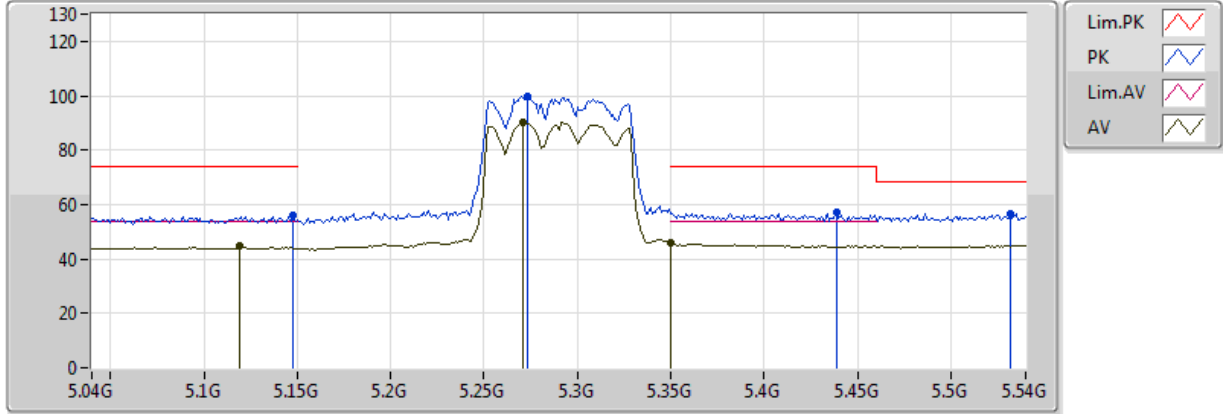


Type	Freq (Hz)	Level (dBuV/m)	Limit (dBuV/m)	Margin (dB)	Factor (dB)	Dist (m)	Condition	Azimuth (°)	Height (m)	Comments	Raw (dBuV)	AF (dB)	CL (dB)	PA (dB)
AV	5.094G	44.12	54.00	-9.88	3.66	3	Vertical	212	1.52	-	40.46	31.64	6.57	34.55
AV	5.284G	88.26	Inf	-Inf	3.97	3	Vertical	212	1.52	-	84.29	31.71	6.80	34.54
AV	5.356G	45.08	54.00	-8.92	4.09	3	Vertical	212	1.52	-	40.99	31.74	6.89	34.54
PK	5.096G	55.38	74.00	-18.62	3.67	3	Vertical	212	1.52	-	51.71	31.64	6.58	34.55
PK	5.284G	97.89	Inf	-Inf	3.97	3	Vertical	212	1.52	-	93.92	31.71	6.80	34.54
PK	5.436G	56.39	74.00	-17.61	4.22	3	Vertical	212	1.52	-	52.17	31.77	6.98	34.54
PK	5.536G	56.95	68.20	-11.25	4.38	3	Vertical	212	1.52	-	52.57	31.86	7.07	34.55

802.11ac VHT80_Nss1,(MCS0)_2TX

5290MHz_TX

17/03/2018

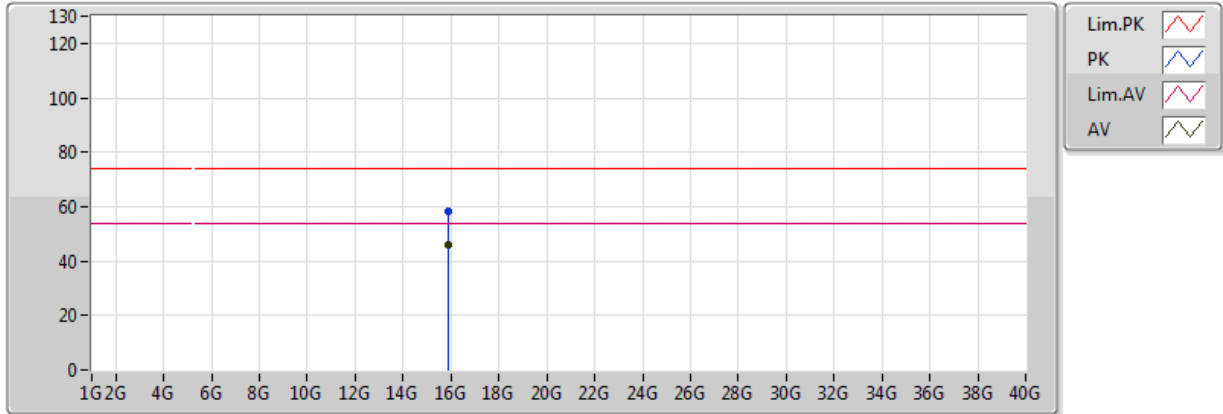


Type	Freq (Hz)	Level (dBuV/m)	Limit (dBuV/m)	Margin (dB)	Factor (dB)	Dist (m)	Condition	Azimuth (°)	Height (m)	Comments	Raw (dBuV)	AF (dB)	CL (dB)	PA (dB)
AV	5.119G	44.90	54.00	-9.10	3.70	3	Horizontal	244	1.50	-	41.20	31.65	6.60	34.55
AV	5.271G	90.09	Inf	-Inf	3.95	3	Horizontal	244	1.50	-	86.14	31.71	6.79	34.54
AV	5.350005G	45.92	54.00	-8.08	4.08	3	Horizontal	244	1.50	-	41.84	31.74	6.88	34.54
PK	5.148G	55.82	74.00	-18.18	3.75	3	Horizontal	244	1.50	-	52.07	31.66	6.64	34.55
PK	5.273G	99.77	Inf	-Inf	3.95	3	Horizontal	244	1.50	-	95.82	31.71	6.79	34.54
PK	5.439G	57.06	74.00	-16.94	4.22	3	Horizontal	244	1.50	-	52.84	31.78	6.99	34.54
PK	5.532G	56.72	68.20	-11.48	4.37	3	Horizontal	244	1.50	-	52.35	31.85	7.07	34.55

802.11ac VHT80_Nss1,(MCS0)_2TX

5290MHz_TX

17/03/2018

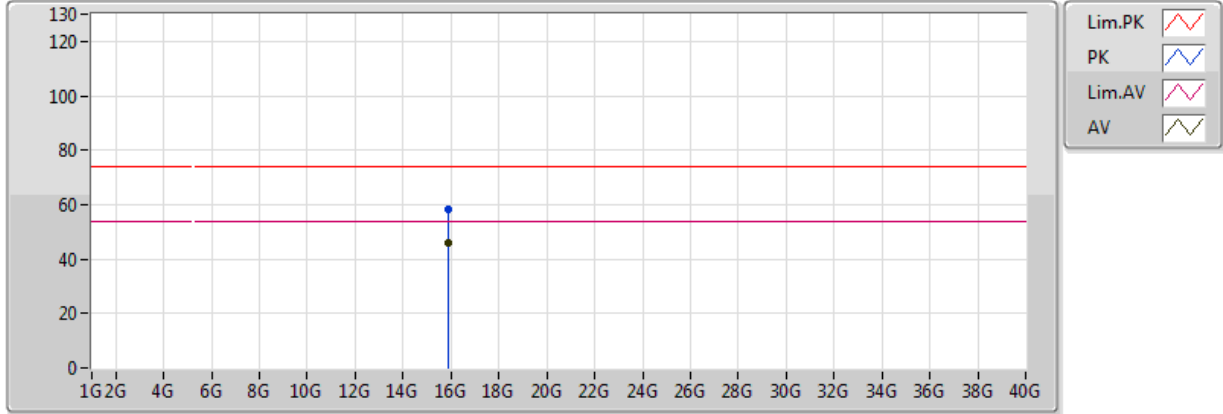


Type	Freq (Hz)	Level (dBuV/m)	Limit (dBuV/m)	Margin (dB)	Factor (dB)	Dist (m)	Condition	Azimuth (°)	Height (m)	Comments	Raw (dBuV)	AF (dB)	CL (dB)	PA (dB)
AV	15.88092G	46.13	54.00	-7.87	14.25	3	Vertical	7	1.17	-	31.88	37.55	11.80	35.11
PK	15.87072G	58.42	74.00	-15.58	14.29	3	Vertical	7	1.17	-	44.13	37.59	11.80	35.10

802.11ac VHT80_Nss1,(MCS0)_2TX

5290MHz_TX

17/03/2018



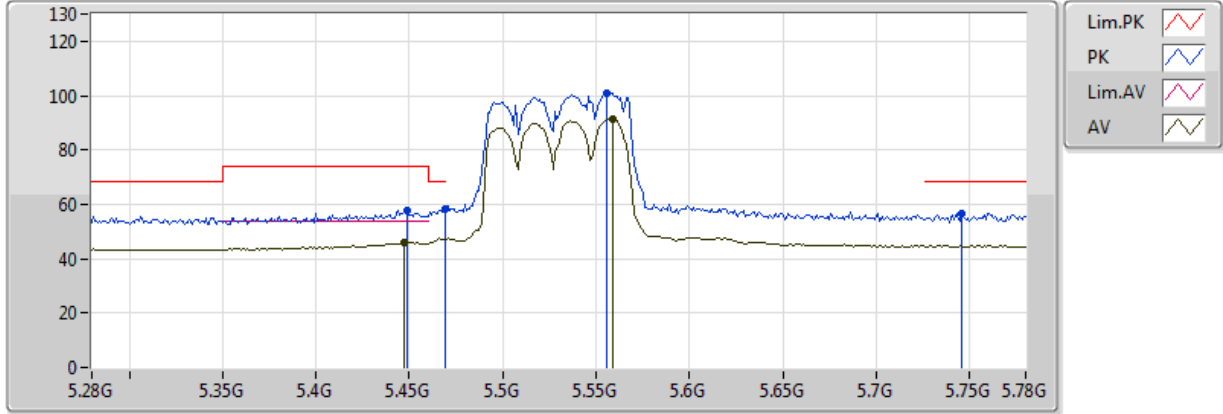
Type	Freq (Hz)	Level (dBuV/m)	Limit (dBuV/m)	Margin (dB)	Factor (dB)	Dist (m)	Condition	Azimuth (°)	Height (m)	Comments	Raw (dBuV)	AF (dB)	CL (dB)	PA (dB)
AV	15.885G	46.05	54.00	-7.95	14.23	3	Horizontal	360	2.08	-	31.82	37.54	11.80	35.11
PK	15.87474G	58.19	74.00	-15.81	14.27	3	Horizontal	360	2.08	-	43.92	37.58	11.80	35.10



802.11ac VHT80_Nss1,(MCS0)_2TX

5530MHz_TX

17/03/2018



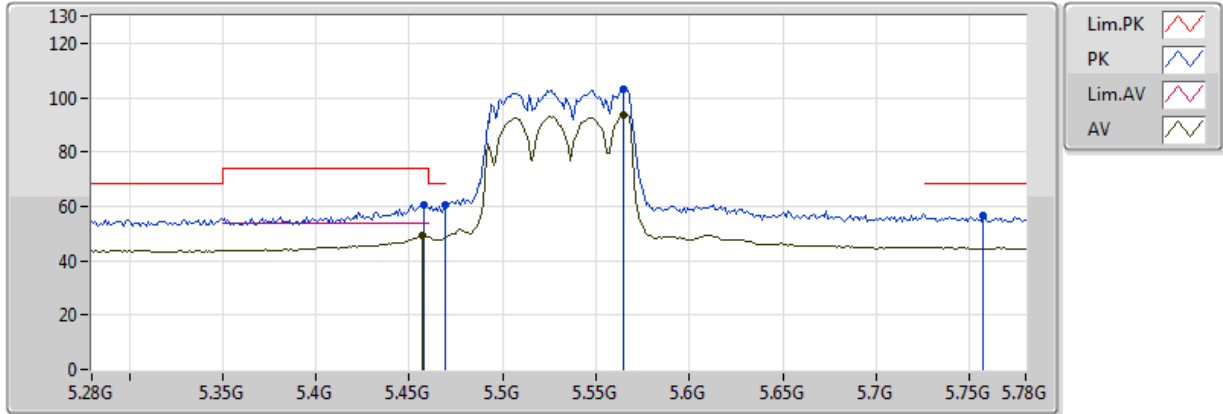
Type	Freq (Hz)	Level (dBuV/m)	Limit (dBuV/m)	Margin (dB)	Factor (dB)	Dist (m)	Condition	Azimuth (°)	Height (m)	Comments	Raw (dBuV)	AF (dB)	CL (dB)	PA (dB)
AV	5.447G	45.98	54.00	-8.02	4.24	3	Vertical	46	1.83	-	41.74	31.78	7.00	34.54
AV	5.559G	91.53	Inf	-Inf	4.42	3	Vertical	46	1.83	-	87.11	31.89	7.08	34.56
PK	5.449G	57.58	74.00	-16.42	4.24	3	Vertical	46	1.83	-	53.34	31.78	7.00	34.54
PK	5.469G	58.36	68.20	-9.84	4.27	3	Vertical	46	1.83	-	54.09	31.79	7.02	34.54
PK	5.556G	101.05	Inf	-Inf	4.42	3	Vertical	46	1.83	-	96.63	31.89	7.08	34.56
PK	5.746G	56.51	68.20	-11.69	4.75	3	Vertical	46	1.83	-	51.76	32.19	7.17	34.61



802.11ac VHT80_Nss1,(MCS0)_2TX

5530MHz_TX

17/03/2018

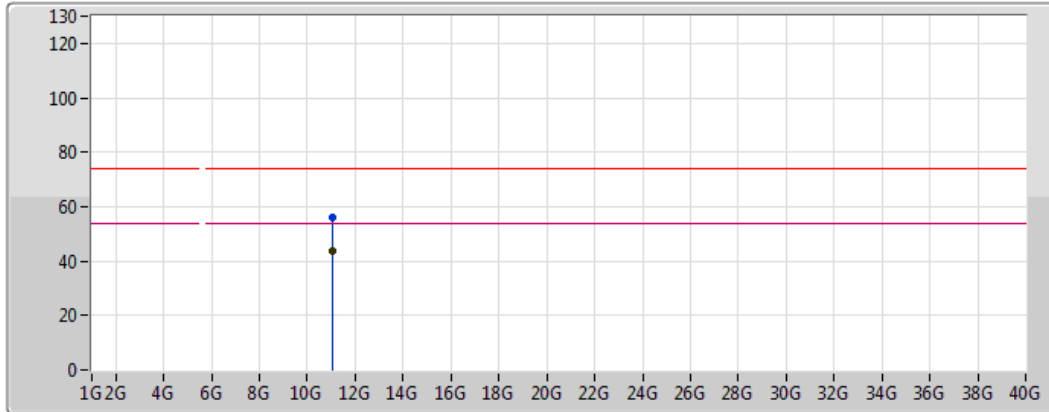


Type	Freq (Hz)	Level (dBuV/m)	Limit (dBuV/m)	Margin (dB)	Factor (dB)	Dist (m)	Condition	Azimuth (°)	Height (m)	Comments	Raw (dBuV)	AF (dB)	CL (dB)	PA (dB)
AV	5.457G	49.14	54.00	-4.86	4.25	3	Horizontal	242	1.52	-	44.89	31.78	7.01	34.54
AV	5.565G	93.67	Inf	-Inf	4.43	3	Horizontal	242	1.52	-	89.24	31.90	7.09	34.56
PK	5.458G	60.72	74.00	-13.28	4.25	3	Horizontal	242	1.52	-	56.47	31.78	7.01	34.54
PK	5.469G	60.54	68.20	-7.66	4.27	3	Horizontal	242	1.52	-	56.27	31.79	7.02	34.54
PK	5.565G	103.25	Inf	-Inf	4.43	3	Horizontal	242	1.52	-	98.82	31.90	7.09	34.56
PK	5.757G	56.65	68.20	-11.55	4.77	3	Horizontal	242	1.52	-	51.88	32.21	7.17	34.61

802.11ac VHT80_Nss1,(MCS0)_2TX

5530MHz_TX

17/03/2018

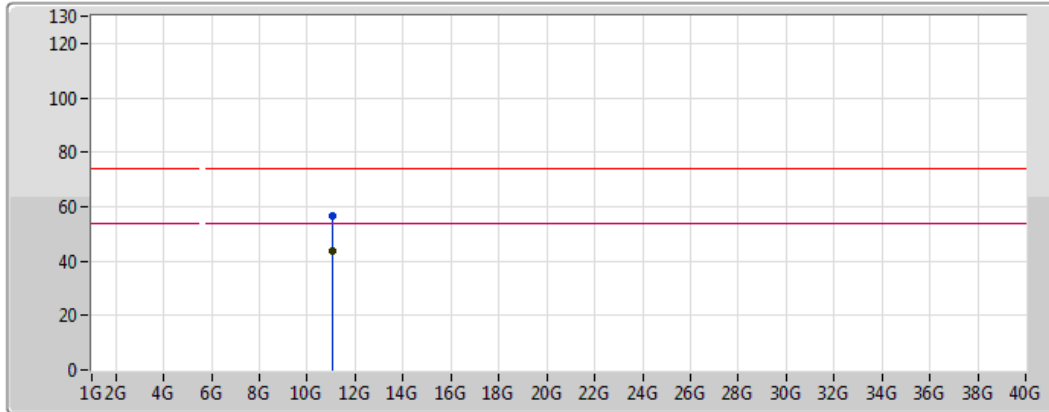






Type	Freq (Hz)	Level (dBuV/m)	Limit (dBuV/m)	Margin (dB)	Factor (dB)	Dist (m)	Condition	Azimuth (°)	Height (m)	Comments	Raw (dBuV)	AF (dB)	CL (dB)	PA (dB)
AV	11.04764G	43.53	54.00	-10.47	15.96	3	Vertical	236	1.10	-	27.57	40.33	10.22	34.60
PK	11.04578G	56.24	74.00	-17.76	15.96	3	Vertical	236	1.10	-	40.28	40.34	10.22	34.60

802.11ac VHT80_Nss1,(MCS0)_2TX

5530MHz_TX

17/03/2018



Lim.PK	
PK	
Lim.AV	
AV	

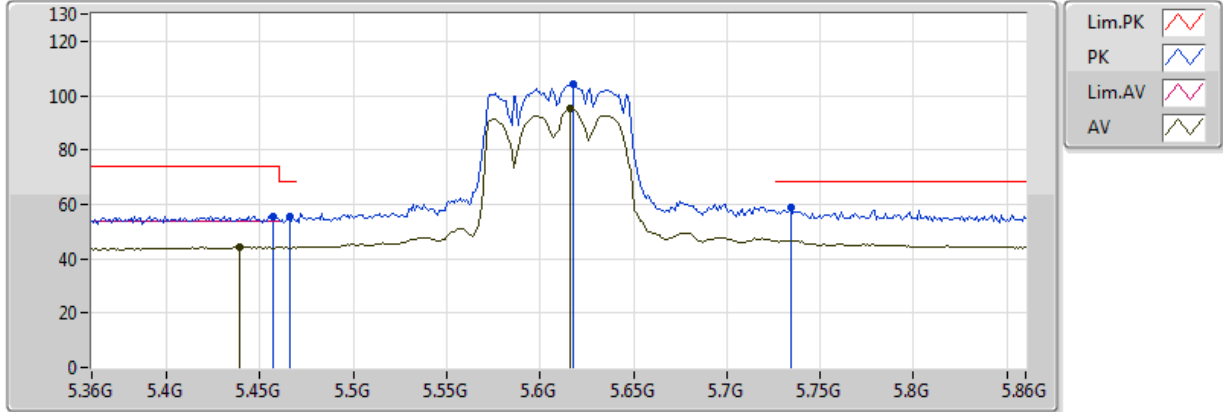
Type	Freq (Hz)	Level (dBuV/m)	Limit (dBuV/m)	Margin (dB)	Factor (dB)	Dist (m)	Condition	Azimuth (°)	Height (m)	Comments	Raw (dBuV)	AF (dB)	CL (dB)	PA (dB)
AV	11.04782G	43.44	54.00	-10.56	15.95	3	Horizontal	183	1.33	-	27.49	40.33	10.22	34.60
PK	11.06288G	56.67	74.00	-17.33	15.93	3	Horizontal	183	1.33	-	40.74	40.31	10.23	34.60



802.11ac VHT80_Nss1,(MCS0)_2TX

5610MHz_TX

17/03/2018



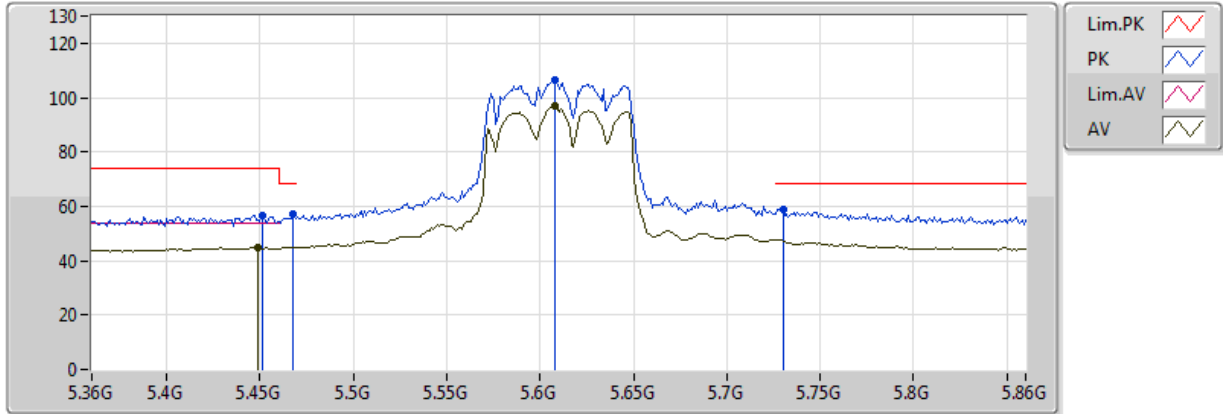
Type	Freq (Hz)	Level (dBuV/m)	Limit (dBuV/m)	Margin (dB)	Factor (dB)	Dist (m)	Condition	Azimuth (°)	Height (m)	Comments	Raw (dBuV)	AF (dB)	CL (dB)	PA (dB)
AV	5.439G	44.38	54.00	-9.62	4.23	3	Vertical	213	1.50	-	40.15	31.78	6.99	34.54
AV	5.616G	95.21	Inf	-Inf	4.52	3	Vertical	213	1.50	-	90.69	31.99	7.11	34.57
PK	5.457G	55.69	74.00	-18.31	4.25	3	Vertical	213	1.50	-	51.44	31.78	7.01	34.54
PK	5.466G	55.55	68.20	-12.65	4.27	3	Vertical	213	1.50	-	51.28	31.79	7.02	34.54
PK	5.618G	104.19	Inf	-Inf	4.52	3	Vertical	213	1.50	-	99.67	31.99	7.11	34.58
PK	5.734G	58.70	68.20	-9.50	4.72	3	Vertical	213	1.50	-	53.98	32.17	7.16	34.61



802.11ac VHT80_Nss1,(MCS0)_2TX

5610MHz_TX

17/03/2018

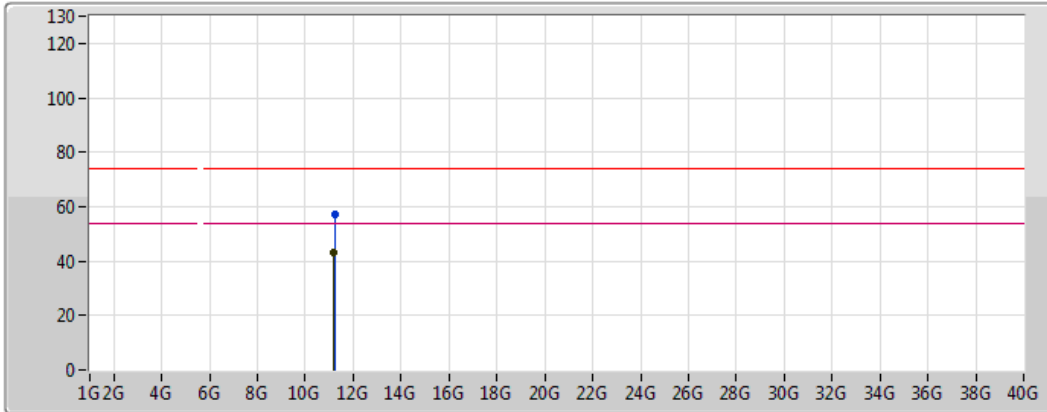






Type	Freq (Hz)	Level (dBuV/m)	Limit (dBuV/m)	Margin (dB)	Factor (dB)	Dist (m)	Condition	Azimuth (°)	Height (m)	Comments	Raw (dBuV)	AF (dB)	CL (dB)	PA (dB)
AV	5.449G	44.76	54.00	-9.24	4.24	3	Horizontal	249	1.50	-	40.52	31.78	7.00	34.54
AV	5.608G	97.05	Inf	-Inf	4.50	3	Horizontal	249	1.50	-	92.55	31.97	7.10	34.57
PK	5.451G	56.78	74.00	-17.22	4.24	3	Horizontal	249	1.50	-	52.54	31.78	7.00	34.54
PK	5.468G	57.36	68.20	-10.84	4.27	3	Horizontal	249	1.50	-	53.09	31.79	7.02	34.54
PK	5.608G	106.68	Inf	-Inf	4.50	3	Horizontal	249	1.50	-	102.18	31.97	7.10	34.57
PK	5.73G	58.59	68.20	-9.61	4.72	3	Horizontal	249	1.50	-	53.87	32.17	7.16	34.61

802.11ac VHT80_Nss1,(MCS0)_2TX

5610MHz_TX

17/03/2018



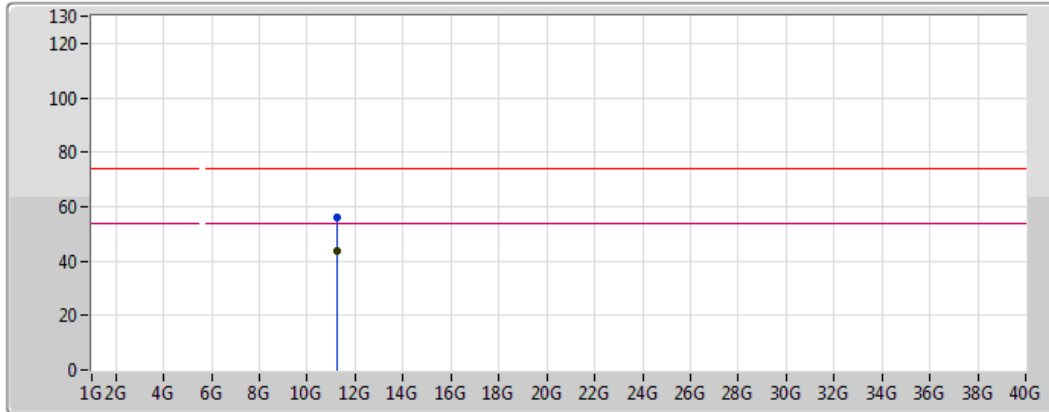
Lim.PK	
PK	
Lim.AV	
AV	




Type	Freq (Hz)	Level (dBuV/m)	Limit (dBuV/m)	Margin (dB)	Factor (dB)	Dist (m)	Condition	Azimuth (°)	Height (m)	Comments	Raw (dBuV)	AF (dB)	CL (dB)	PA (dB)
AV	11.2086G	43.36	54.00	-10.64	15.74	3	Vertical	197	1.81	-	27.62	40.11	10.27	34.64
PK	11.232G	57.01	74.00	-16.99	15.70	3	Vertical	197	1.81	-	41.31	40.08	10.27	34.64

802.11ac VHT80_Nss1,(MCS0)_2TX

5610MHz_TX

17/03/2018



Lim.PK	
PK	
Lim.AV	
AV	

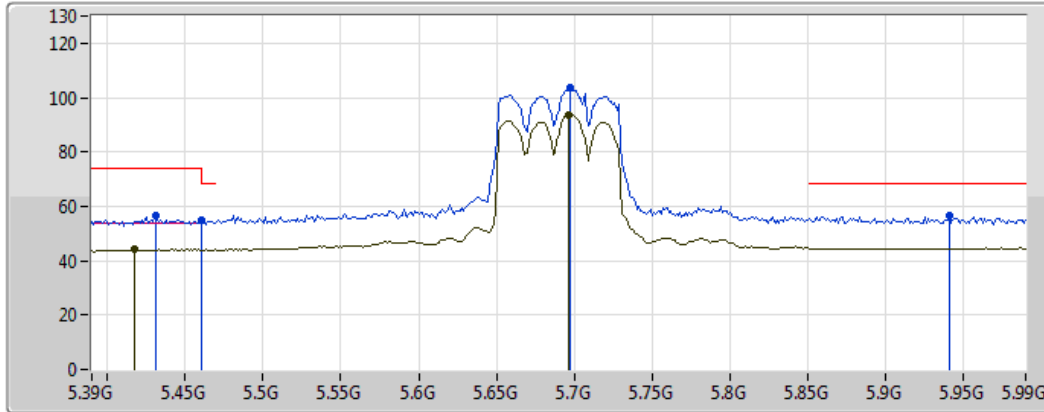
Type	Freq (Hz)	Level (dBuV/m)	Limit (dBuV/m)	Margin (dB)	Factor (dB)	Dist (m)	Condition	Azimuth (°)	Height (m)	Comments	Raw (dBuV)	AF (dB)	CL (dB)	PA (dB)
AV	11.22006G	43.62	54.00	-10.38	15.72	3	Horizontal	238	1.59	-	27.90	40.09	10.27	34.64
PK	11.22282G	56.30	74.00	-17.70	15.72	3	Horizontal	238	1.59	-	40.58	40.09	10.27	34.64



802.11ac VHT80_Nss1,(MCS0)_2TX

5690MHz Straddle 5.47-5.725GHz_TX

17/03/2018



Legend for the spectrum plot:

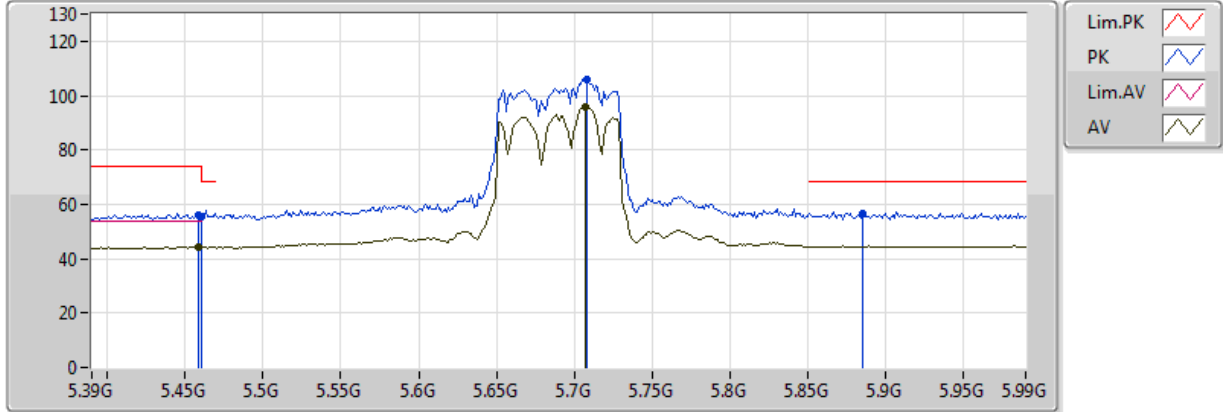
- Lim.PK: Red line with a peak icon
- PK: Blue line with a peak icon
- Lim.AV: Red line with a valley icon
- AV: Blue line with a valley icon

Type	Freq (Hz)	Level (dBuV/m)	Limit (dBuV/m)	Margin (dB)	Factor (dB)	Dist (m)	Condition	Azimuth (°)	Height (m)	Comments	Raw (dBuV)	AF (dB)	CL (dB)	PA (dB)
AV	5.4176G	44.28	54.00	-9.72	4.19	3	Vertical	246	1.50	-	40.09	31.77	6.96	34.54
AV	5.696G	93.83	Inf	-Inf	4.66	3	Vertical	246	1.50	-	89.17	32.11	7.15	34.60
PK	5.4308G	56.64	74.00	-17.36	4.21	3	Vertical	246	1.50	-	52.43	31.77	6.98	34.54
PK	5.4608G	54.67	68.20	-13.53	4.25	3	Vertical	246	1.50	-	50.42	31.78	7.01	34.54
PK	5.6972G	103.49	Inf	-Inf	4.66	3	Vertical	246	1.50	-	98.83	32.12	7.15	34.60
PK	5.9408G	56.34	68.20	-11.86	5.11	3	Vertical	246	1.50	-	51.23	32.51	7.26	34.66

802.11ac VHT80_Nss1,(MCS0)_2TX

5690MHz Straddle 5.47-5.725GHz_TX

17/03/2018

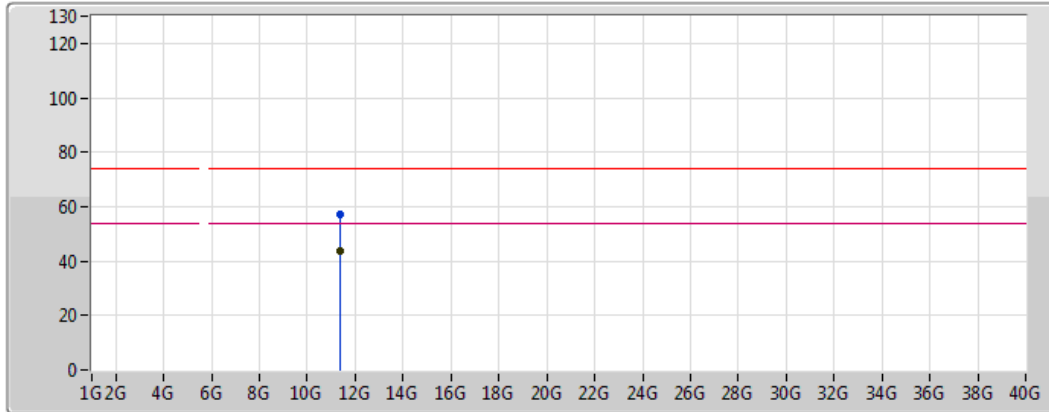






Type	Freq (Hz)	Level (dBuV/m)	Limit (dBuV/m)	Margin (dB)	Factor (dB)	Dist (m)	Condition	Azimuth (°)	Height (m)	Comments	Raw (dBuV)	AF (dB)	CL (dB)	PA (dB)
AV	5.4584G	44.23	54.00	-9.77	4.25	3	Horizontal	138	1.52	-	39.98	31.78	7.01	34.54
AV	5.7068G	96.09	Inf	-Inf	4.68	3	Horizontal	138	1.52	-	91.41	32.13	7.15	34.60
PK	5.4584G	56.22	74.00	-17.78	4.25	3	Horizontal	138	1.52	-	51.97	31.78	7.01	34.54
PK	5.460005G	55.67	68.20	-12.53	4.25	3	Horizontal	138	1.52	-	51.42	31.78	7.01	34.54
PK	5.708G	105.77	Inf	-Inf	4.68	3	Horizontal	138	1.52	-	101.09	32.13	7.15	34.60
PK	5.8856G	56.53	68.20	-11.67	5.00	3	Horizontal	138	1.52	-	51.53	32.42	7.23	34.65

802.11ac VHT80_Nss1,(MCS0)_2TX

5690MHz Straddle 5.47-5.725GHz_TX

17/03/2018



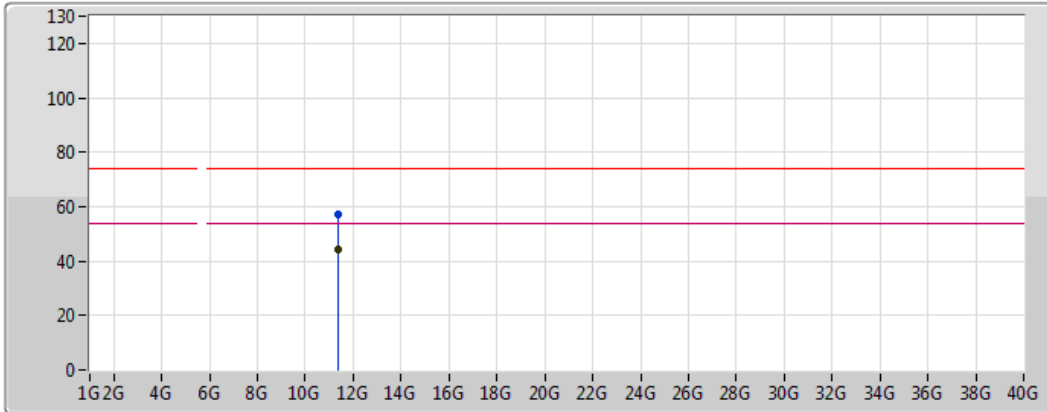
Lim.PK	
PK	
Lim.AV	
AV	

Type	Freq (Hz)	Level (dBuV/m)	Limit (dBuV/m)	Margin (dB)	Factor (dB)	Dist (m)	Condition	Azimuth (°)	Height (m)	Comments	Raw (dBuV)	AF (dB)	CL (dB)	PA (dB)
AV	11.3806G	43.97	54.00	-10.03	15.50	3	Vertical	262	1.11	-	28.47	39.87	10.31	34.68
PK	11.37028G	56.97	74.00	-17.03	15.52	3	Vertical	262	1.11	-	41.45	39.88	10.31	34.68

802.11ac VHT80_Nss1,(MCS0)_2TX

5690MHz Straddle 5.47-5.725GHz_TX

17/03/2018

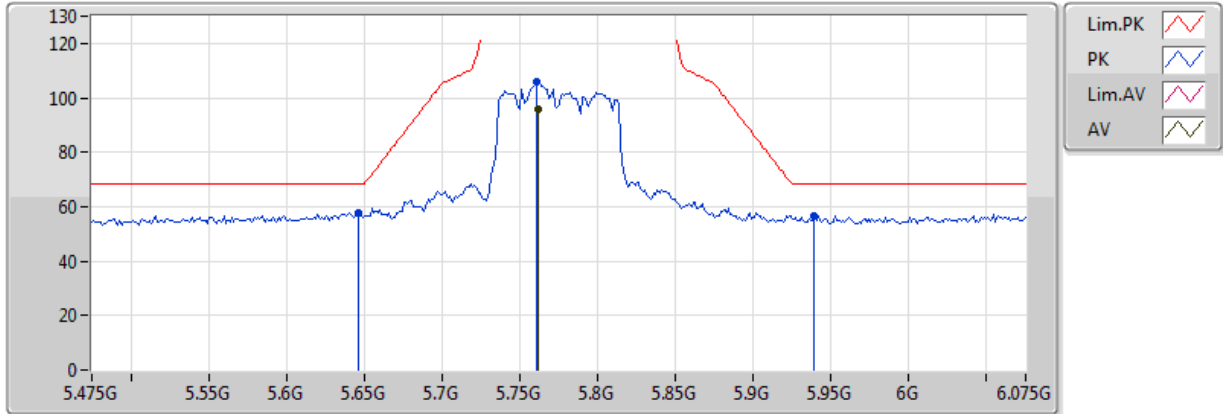


Type	Freq (Hz)	Level (dBuV/m)	Limit (dBuV/m)	Margin (dB)	Factor (dB)	Dist (m)	Condition	Azimuth (°)	Height (m)	Comments	Raw (dBuV)	AF (dB)	CL (dB)	PA (dB)
AV	11.39038G	44.05	54.00	-9.95	15.49	3	Horizontal	308	1.70	-	28.56	39.85	10.32	34.68
PK	11.3773G	56.98	74.00	-17.02	15.51	3	Horizontal	308	1.70	-	41.47	39.87	10.31	34.68

802.11ac VHT80_Nss1,(MCS0)_2TX

5775MHz_TX

17/03/2018

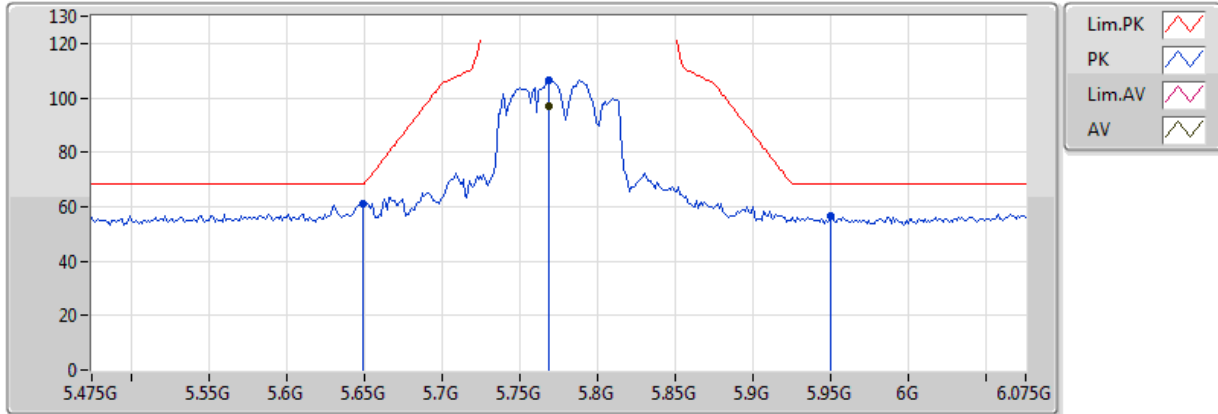


Type	Freq (Hz)	Level (dBuV/m)	Limit (dBuV/m)	Margin (dB)	Factor (dB)	Dist (m)	Condition	Azimuth (°)	Height (m)	Comments	Raw (dBuV)	AF (dB)	CL (dB)	PA (dB)
AV	5.7618G	95.62	Inf	-Inf	4.78	3	Vertical	143	1.49	-	90.84	32.22	7.17	34.61
PK	5.6466G	57.73	68.20	-10.47	4.57	3	Vertical	143	1.49	-	53.16	32.03	7.12	34.58
PK	5.7606G	105.65	Inf	-Inf	4.78	3	Vertical	143	1.49	-	100.87	32.22	7.17	34.61
PK	5.9394G	56.66	68.20	-11.54	5.10	3	Vertical	143	1.49	-	51.56	32.50	7.26	34.66

802.11ac VHT80_Nss1,(MCS0)_2TX

5775MHz_TX

17/03/2018

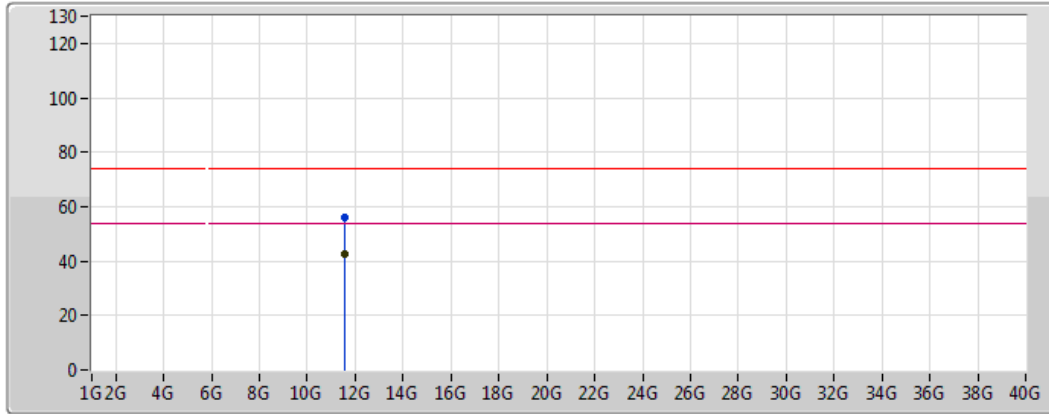


Type	Freq (Hz)	Level (dBuV/m)	Limit (dBuV/m)	Margin (dB)	Factor (dB)	Dist (m)	Condition	Azimuth (°)	Height (m)	Comments	Raw (dBuV)	AF (dB)	CL (dB)	PA (dB)
AV	5.769G	97.16	Inf	-Inf	4.79	3	Horizontal	137	1.50	-	92.37	32.23	7.18	34.61
PK	5.649G	61.07	68.20	-7.13	4.58	3	Horizontal	137	1.50	-	56.49	32.04	7.12	34.58
PK	5.769G	106.52	Inf	-Inf	4.79	3	Horizontal	137	1.50	-	101.73	32.23	7.18	34.61
PK	5.9502G	56.42	68.20	-11.78	5.11	3	Horizontal	137	1.50	-	51.31	32.52	7.26	34.67





802.11ac VHT80_Nss1,(MCS0)_2TX

5775MHz_TX

17/03/2018



Legend:

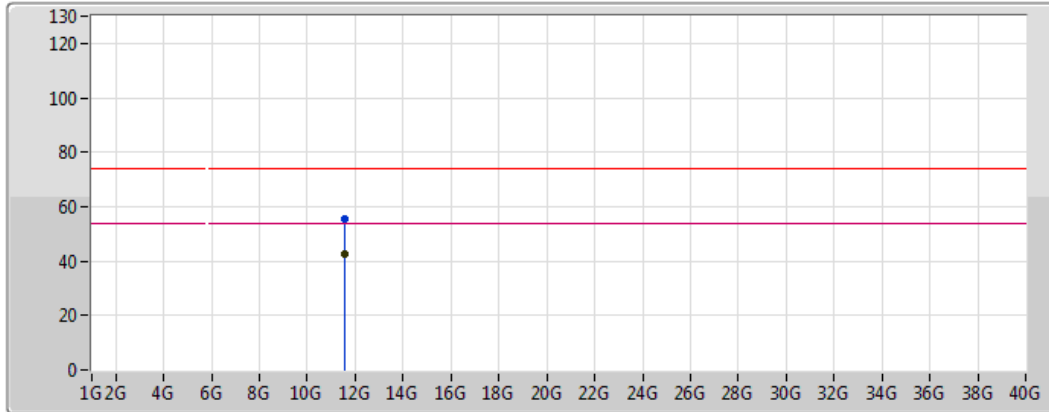
- Lim.PK 
- PK 
- Lim.AV 
- AV 




Type	Freq (Hz)	Level (dBuV/m)	Limit (dBuV/m)	Margin (dB)	Factor (dB)	Dist (m)	Condition	Azimuth (°)	Height (m)	Comments	Raw (dBuV)	AF (dB)	CL (dB)	PA (dB)
AV	11.5389G	42.55	54.00	-11.45	15.29	3	Vertical	47	2.27	-	27.26	39.65	10.36	34.71
PK	11.54118G	55.97	74.00	-18.03	15.28	3	Vertical	47	2.27	-	40.69	39.64	10.36	34.71

802.11ac VHT80_Nss1,(MCS0)_2TX

5775MHz_TX

17/03/2018



Lim.PK	
PK	
Lim.AV	
AV	

Type	Freq (Hz)	Level (dBuV/m)	Limit (dBuV/m)	Margin (dB)	Factor (dB)	Dist (m)	Condition	Azimuth (°)	Height (m)	Comments	Raw (dBuV)	AF (dB)	CL (dB)	PA (dB)
AV	11.53578G	42.56	54.00	-11.44	15.29	3	Horizontal	201	1.63	-	27.27	39.65	10.35	34.71
PK	11.538G	55.35	74.00	-18.65	15.29	3	Horizontal	201	1.63	-	40.06	39.65	10.36	34.71