

## PHOTOGRAPHS OF THE TEST CONFIGURATION

WLAN 5G Conducted Emission Test

Test Mode A




## WLAN 5G Conducted Emission Test

### Test Mode B



## WLAN 5G Conducted Emission Test

### Test Mode C



## WLAN 5G Conducted Emission Test

### Test Mode D







## WLAN 5G Conducted Emission Test

### Test Mode E





## WLAN 5G Radiated Emission Test (Above 1GHz)

### Test Mode A




## WLAN 5G Radiated Emission Test (Above 1GHz)

### Test Mode B



## WLAN 5G Radiated Emission Test (Above 1GHz)


### Test Mode C






## WLAN 5G Radiated Emission Test (Above 1GHz)

### Test Mode D




## WLAN 5G Radiated Emission Test (Above 1GHz)

### Test Mode E



## WLAN 5G Radiated Emission Test (Below 1GHz)


### Test Mode A





## WLAN 5G Radiated Emission Test (Below 1GHz)



### Test Mode B







## WLAN 5G Radiated Emission Test (Below 1GHz)

### Test Mode C





## WLAN 5G Radiated Emission Test (Below 1GHz)

### Test Mode D



## WLAN 5G Radiated Emission Test (Below 1GHz)

### Test Mode E



## DFS Test

Test results demonstrating Master links with Client on a test frequency.

