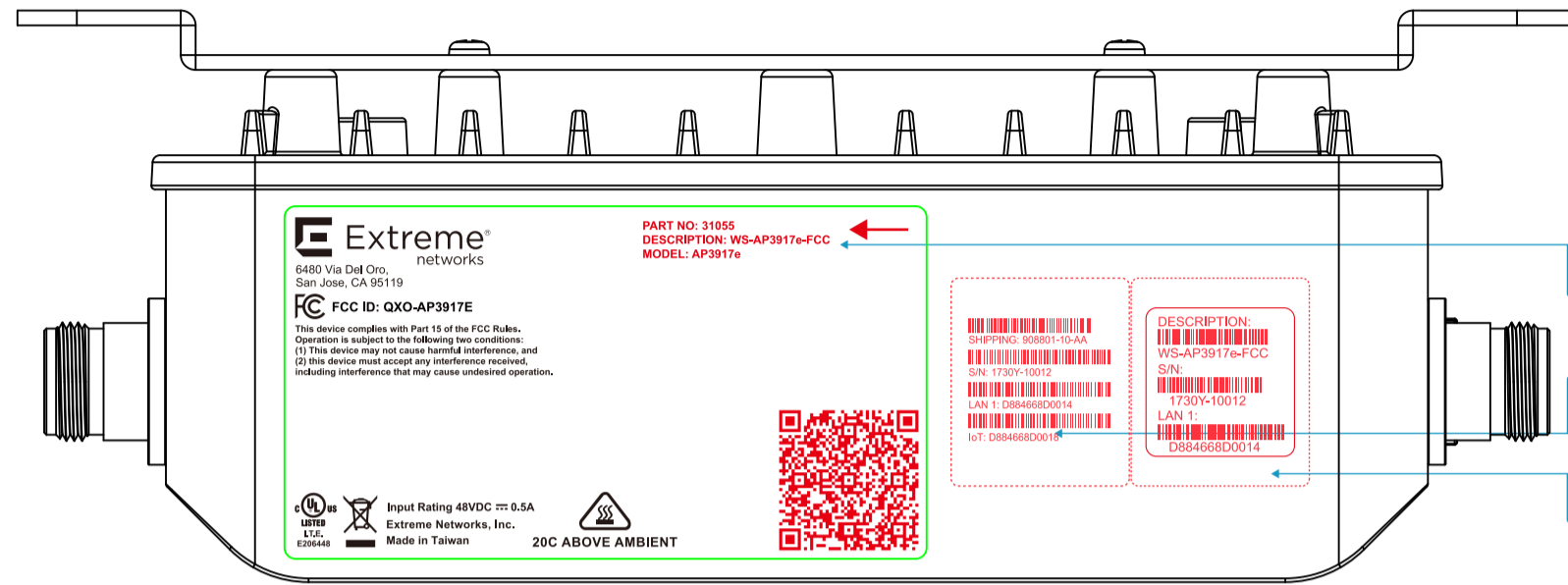


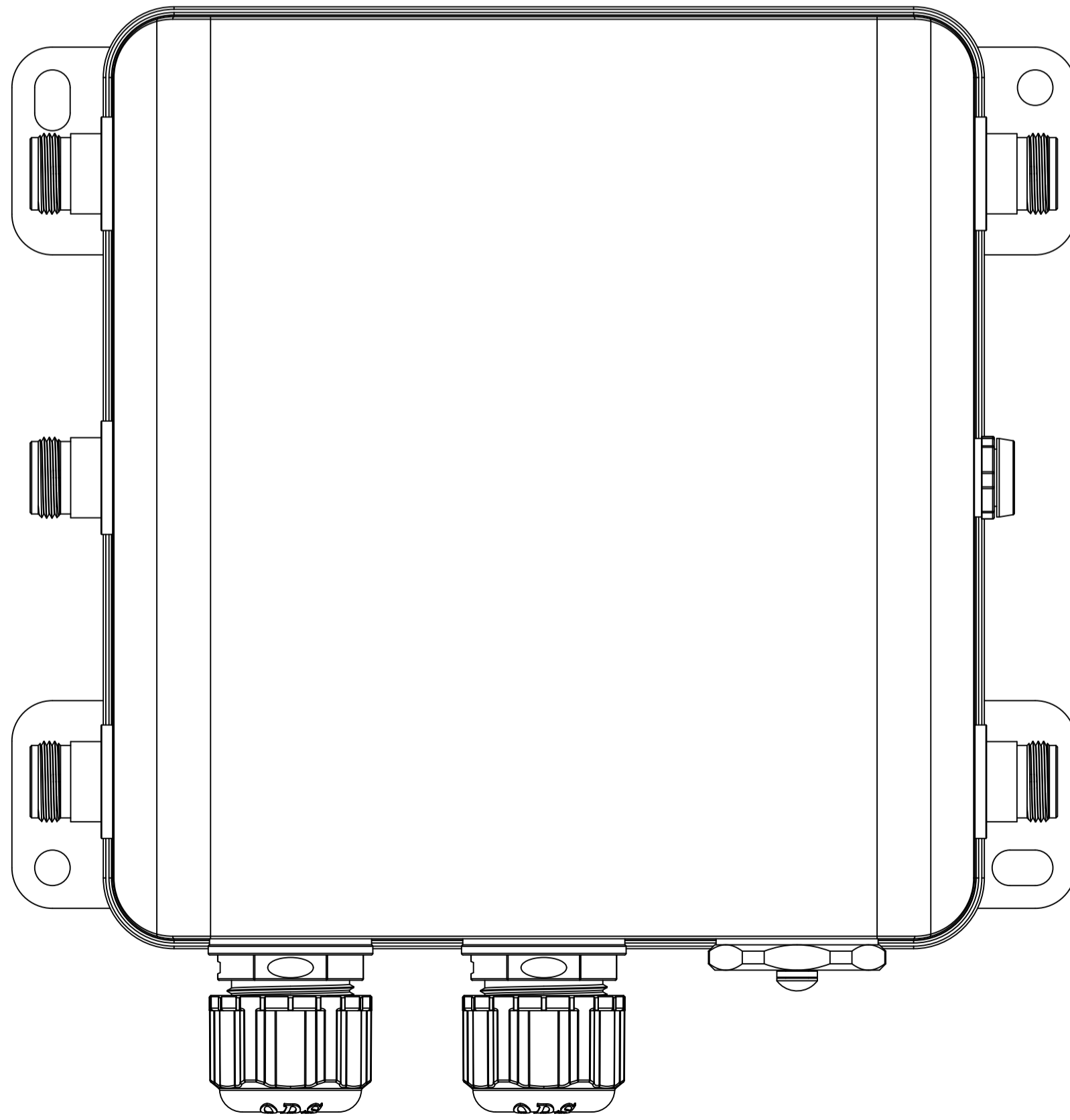
Model: WS-AP3917e Regulatory Label




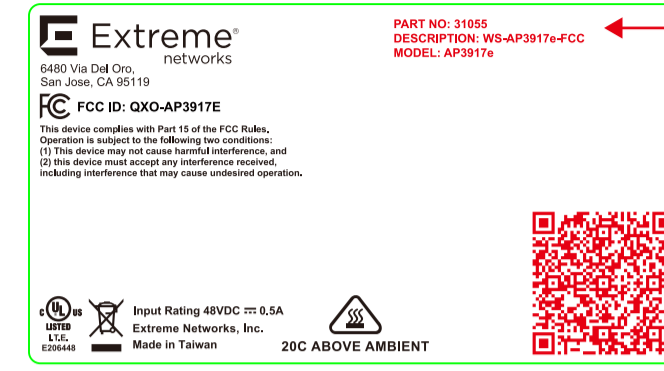
Regulatory Label size: 86.5*47.5mm

PRINT ON DEMAND Label size: 24*28mm

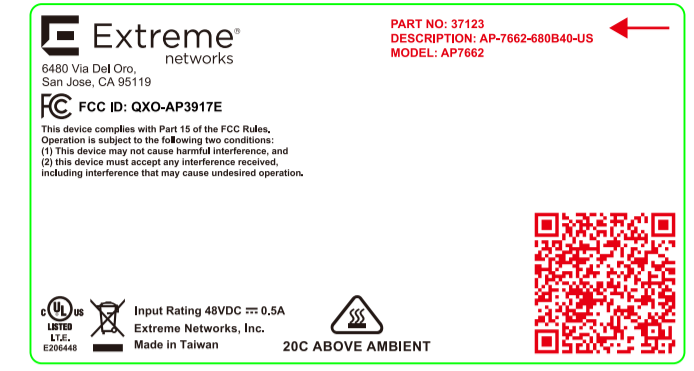
PEEL OFF LABEL Label size: 24*28 mm



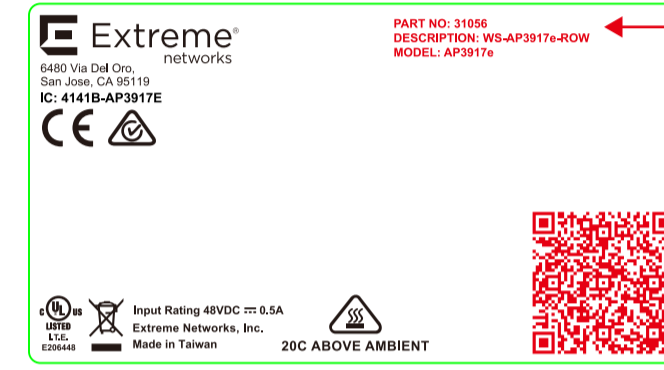
WS-AP3917e-FCC Regulatory Label



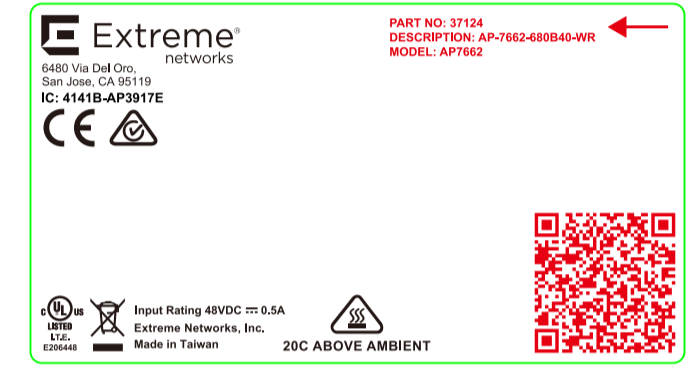
AP-7662-680B40-US Regulatory Label



WS-AP3917e-ROW Regulatory Label



AP-7662-680B40-WR Regulatory Label



※ Red text for reference and will be printed by factory.

Regulatory Label Comment:

Dimension: 86.5*47.5 mm
 Material: Silver Polyester不変色反銀龍(JL certified)
 Coating: Matt
 Outside handle: with adhesive backing
 Ink: BLACK
 Tolerance: +/-0.1mm

QR Bar Code Comment:

Size: 19*19mm.
 [For Extreme model]
 PROG#:1730Y-1001200000;DESCRIPTION:WS-AP3917-FCC;LAN1:D884668D0014;iOT:D884668D0018;2.4G:D88466989980;5G:D88466989990
 [For Wing model]
 PROG#:1730Y-1002000000;DESCRIPTION:AP-7662-680B30-US;MAC:D884668D001E; 2.4G:D884669899C0;5G:D884669899D0

Where
 <value> is equal to the value of the corresponding field in the barcode or short description label
 PROG# is the Program number value,
 DESCRIPTION is the AP model name,
 LAN1 is the MAC address of the Ethernet port 1 (only for Extreme model)
 MAC is the MAC address of the Ethernet port 1 (only for Wing model)
 iOT is the MAC address of the Ethernet port 5 (only for Extreme model)
 2.4G is the MAC address of the Radio 1
 5G is the MAC address of the Radio 2

Separator between fields is “;”, there are no “new lines” or spaces in the QR String, unless space is part of the <value>

Example:
 [For Extreme model]
 PROG#:1730Y-1001200000;DESCRIPTION:WS-AP3917-FCC;LAN1:D884668D0014;iOT:D884668D0018;2.4G:D88466989980;5G:D88466989990
 [For Wing model]
 PROG#:1730Y-1002000000;DESCRIPTION:AP-7662-680B30-US;MAC:D884668D001E; 2.4G:D884669899C0;5G:D884669899D0

Separator identifies the end and start of the next field.
 Note that separator should not be used inside any of the strings (serial, MAC or Model).
 If Extreme, in future, changes any of the string to include “;” we need to change the QR separator or escape with “\”
 PROG# is serial number as used in the Identify SW, PROG# is equal to Extreme SERIAL with FIVE “0” at the end. The Program Number is to be 16 characters.

部門	外觀設計課		料號	Extreme WS-AP3917e		
日期	2017/08/02	比例	1/1	單位	mm	工業設計工程師
該專案經理人或業務之內容核准			產品規劃課	檢圖	Rennier	Mandy