

PHOTOGRAPHS OF THE TEST CONFIGURATION

WLAN 2.4G

Conducted Emission Test

Test Mode A



Conducted Emission Test

Test Mode B



Conducted Emission Test

Test Mode D



Conducted Emission Test

Test Mode E



Conducted Emission Test

Test Mode F



Conducted Emission Test

Test Mode G



Conducted Emission Test

Test Mode H



Conducted Emission Test

Test Mode I



Conducted Emission Test

Test Mode J




Conducted Emission Test

Test Mode K





Radiated Emission Test (Above 1GHz)

Test Mode B



Radiated Emission Test (Above 1GHz)

Test Mode E




Radiated Emission Test (Above 1GHz)

Test Mode G




Radiated Emission Test (Above 1GHz)

Test Mode I




Radiated Emission Test (Above 1GHz)

Test Mode K




Radiated Emission Test (Below 1GHz)

Test Mode A




Radiated Emission Test (Below 1GHz)

Test Mode B




Radiated Emission Test (Below 1GHz)

Test Mode D




Radiated Emission Test (Below 1GHz)

Test Mode E




Radiated Emission Test (Below 1GHz)

Test Mode F




Radiated Emission Test (Below 1GHz)

Test Mode G




Radiated Emission Test (Below 1GHz)

Test Mode H




Radiated Emission Test (Below 1GHz)

Test Mode I




Radiated Emission Test (Below 1GHz)

Test Mode J



Radiated Emission Test (Below 1GHz)

Test Mode K



WLAN 5G

Conducted Emission Test

Test Mode A



Conducted Emission Test

Test Mode B



Conducted Emission Test

Test Mode C



Conducted Emission Test

Test Mode D



Conducted Emission Test

Test Mode F



Conducted Emission Test

Test Mode G



Conducted Emission Test

Test Mode H



Conducted Emission Test

Test Mode I



Conducted Emission Test

Test Mode J





Conducted Emission Test

Test Mode K




Radiated Emission Test (Above 1GHz)

Test Mode B




Radiated Emission Test (Above 1GHz)

Test Mode D




Radiated Emission Test (Above 1GHz)

Test Mode G




Radiated Emission Test (Above 1GHz)

Test Mode I




Radiated Emission Test (Above 1GHz)

Test Mode K




Radiated Emission Test (Below 1GHz)

Test Mode A




Radiated Emission Test (Below 1GHz)

Test Mode B



Radiated Emission Test (Below 1GHz)

Test Mode C




Radiated Emission Test (Below 1GHz)

Test Mode D




Radiated Emission Test (Below 1GHz)

Test Mode F




Radiated Emission Test (Below 1GHz)

Test Mode G




Radiated Emission Test (Below 1GHz)

Test Mode H




Radiated Emission Test (Below 1GHz)

Test Mode I




Radiated Emission Test (Below 1GHz)

Test Mode J



Radiated Emission Test (Below 1GHz)

Test Mode K



BT LE & Zigbee
Conducted Emission Test
Test Mode A



Conducted Emission Test

Test Mode B



Conducted Emission Test

Test Mode C





Conducted Emission Test

Test Mode D




Radiated Emission Test (Above 1GHz)

Test Mode B




Radiated Emission Test (Above 1GHz)

Test Mode D




Radiated Emission Test (Below 1GHz)

Test Mode A




Radiated Emission Test (Below 1GHz)

Test Mode B



Radiated Emission Test (Below 1GHz)

Test Mode C



Radiated Emission Test (Below 1GHz)

Test Mode D

