


1. Photographs of Conducted Emissions Test Configuration

Sample 1


Front view



Side view



Under table view




Sample 2


Front view



Side view



Under table view




2. Photographs of Radiated Emissions Test Configuration


For radiated emissions 30MHz~1GHz

Sample 1

Front view



Rear view




Sample 2
Dipole Antenna

Front view




Rear view




Sample 2
Panel 1 Antenna

Front view




Rear view



For radiated emissions above 1GHz
Sample 1

Front view



Rear view



Sample 2
Dipole Antenna

Front view



Rear view



Sample 2
Panel 1 Antenna

Front view



Rear view



—THE END—