



FCC Test Report

FCC Part15 Subpart E

Product Name : Wireless Access Point
Model No. : AP305C
FCC ID : QXO-AP305CNB

Applicant : Extreme Networks, Inc
Address : 6480 Via Del Oro, San Jose, CA
95119

Date of Receipt : Apr. 11, 2022
Test Date : Apr. 12, 2022 ~ Apr. 27, 2022
Issued Date : May. 19, 2022
Report No. : 2230990R-RF-US-P09V02
Report Version : V1.1

NOTE: The EUT used in this report and the 1962097R-RF-US-P09V02 report are the same model. The difference is that the EUT used this time removes the BLE chip. We evaluated the worst channel test for power output and radiated emission, and the test results are not worse than 1962097R-RF-US-P09V02, so the test data in this report refers to the data of 1962097R-RF-US-P09V02.

The test results presented in this report relate only to the object tested.

The measurement result is considered in conformance with the requirement if it is within the prescribed limit, It is not necessary to account the uncertainty associated with the measurement result, unless the specification, standard or customer have special requirements

This report shall not be reproduced, except in full, without the written approval of the Issuing CB Testing Laboratory


This report is not used for social proof in China (or Mainland China) market.

Test Report Certification

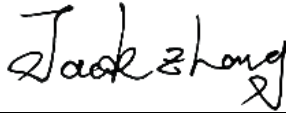
Issued Date : May. 19, 2022
Report No. : 2230990R-RF-US-P09V02



Product Name : Wireless Access Point
 Applicant : Extreme Networks, Inc
 Address : 6480 Via Del Oro, San Jose, CA 95119
 Manufacturer : Extreme Networks, Inc
 Address : 6480 Via Del Oro, San Jose, CA 95119
 Model No. : AP305C
 Brand : Extreme Networks
 FCC ID : QXO-AP305CNB
 EUT Voltage : DC37-57V
 Test Voltage : AC 120V/60Hz
 Applicable Standard : FCC CFR Title 47 Part 15 Subpart E
 ANSI C63.10:2013;
 789033 D02 General UNII Test Procedures New Rules
 v02r01
 KDB 662911 D01 Multiple Transmitter Output v02r01
 Test Result : Complied
 Performed Location : DEKRA Testing and Certification (Suzhou) Co., Ltd.
 No.99 Hongye Rd., Suzhou Industrial Park, Suzhou,215006,
 Jiangsu, China
 TEL: +86-512-6251-5088 / FAX: +86-512-6251-5098
 FCC Designation Number: CN1199;

Documented By : 

 (Project Engineer: Tim Cao)

Approved By : 

 (Engineer Supervisor: Jack Zhang)

TABLE OF CONTENTS

Description	Page
1. General Information	7
1.1. EUT Description	7
1.2. Antenna information	8
1.3. Working Frequency of Each Channel:.....	9
1.4. Mode of Operation.....	10
1.5. Tested System Details.....	11
1.6. Configuration of Tested System.....	12
1.7. EUT Exercise Software	13
2. Technical Test	14
2.1. Summary of Test Result	14
2.2. Test Frequency configuration:	14
2.3. Power vs Data Rate	15
2.4. Duty Cycle.....	18
2.5. Test Environment.....	23
2.6. Uncertainty	23
3. Conducted Emission	24
3.1. Test Equipment	24
3.2. Test Setup	24
3.3. Limit.....	25
3.4. Test Procedure	25
3.5. Test Result	26
4. Radiated Emission.....	28
4.1. Test Equipment	28
4.2. Test Setup	29
4.3. Limit.....	30
4.4. Test Procedure	33
4.5. EUT test Axis definition	34

- 4.6. Test Result35
- 5. Emission bandwidth and occupied bandwidth 1002
 - 5.1. Test Equipment 1002
 - 5.2. Test Setup 1002
 - 5.3. Limit..... 1002
 - 5.4. Test Procedure 1003
 - 5.5. EUT test Axis definition 1004
 - 5.6. Test Result 1005
- 6. 6dB bandwidth 1014
 - 6.1. Test Equipment 1014
 - 6.2. Test Setup 1014
 - 6.3. Limit..... 1014
 - 6.4. Test Procedure 1015
 - 6.5. EUT test Axis definition 1016
 - 6.6. Test Result 1017
- 7. Power Output..... 1020
 - 7.1. Test Equipment 1020
 - 7.2. Test Setup 1020
 - 7.3. Limit..... 1021
 - 7.4. Test Procedure 1022
 - 7.5. EUT test Axis definition 1024
 - 7.6. Test Result 1025
- 8. Peak Power Spectral Density 1053
 - 8.1. Test Equipment 1053
 - 8.2. Test Setup 1053
 - 8.3. Limit..... 1054
 - 8.4. Test Procedure 1056
 - 8.5. EUT test Axis definition 1057
 - 8.6. Test Result 1058

- 9. Band Edge 1094
 - 9.1. Test Equipment 1094
 - 9.2. Test Setup 1094
 - 9.3. Limit..... 1095
 - 9.4. Test Procedure 1098
 - 9.5. EUT test Axis definition 1099
 - 9.6. Test Result 1100
- 10. Frequency Stability 1190
 - 10.1. Test Equipment 1190
 - 10.2. Test Setup 1190
 - 10.3. Limit..... 1191
 - 10.4. Test Procedure 1192
 - 10.5. EUT test Axis definition 1193
 - 10.6. Test Result 1194
- 11. Antenna Requirement 1198
 - 11.1. Limit..... 1198
 - 11.2. Antenna Connector Construction 1198

History of This Test Report

REPORT NO.	VERSION	DESCRIPTION	ISSUED DATE
2230990R-RF-US-P09V02	V1.0	Initial Issued Report	May. 05, 2022
2230990R-RF-US-P09V02	V1.1	Page1-2 modified the FCC ID, and page1100 added Note.	May. 19, 2022

1. General Information

1.1. EUT Description

Product Name	Wireless Access Point					
Model No.	AP305C					
EUT Voltage	DC37-57V					
Type of Modulation	OFDM-BPSK, QPSK, 16QAM, 64QAM, 128QAM, 256QAM, 1024QAM					
Data Rate	802.11a: 6/9/12/18/24/36/48/54Mbps					
	802.11n: up to 300Mbps					
	802.11ac: up to 866.6Mbps					
	802.11ax: up to 1.2Gbps					
Channel Control	Auto					
Transmit modes	<input checked="" type="checkbox"/>	802.11a	<input checked="" type="checkbox"/>	802.11n(20MHz)	<input checked="" type="checkbox"/>	802.11n(40MHz)
	<input checked="" type="checkbox"/>	802.11ac(20MHz)	<input checked="" type="checkbox"/>	802.11ac(40MHz)	<input checked="" type="checkbox"/>	802.11ac(80MHz)
	<input checked="" type="checkbox"/>	802.11ax(20MHz)	<input checked="" type="checkbox"/>	802.11ax(40MHz)	<input checked="" type="checkbox"/>	802.11ax(80MHz)
	<input type="checkbox"/>	802.11ax(160MHz)				
Support Bands	<input type="checkbox"/>	5150MHz~5250MHz	<input type="checkbox"/>	Outdoor AP		
	<input checked="" type="checkbox"/>		<input checked="" type="checkbox"/>	Indoor AP		
	<input type="checkbox"/>		<input type="checkbox"/>	Fixed point-to-point AP		
	<input type="checkbox"/>		<input type="checkbox"/>	Mobile and Portable Client		
	<input checked="" type="checkbox"/>	5250MHz~5350MHz				
	<input checked="" type="checkbox"/>	5470MHz~5725MHz	<input checked="" type="checkbox"/>	With TDWR Channels		
<input type="checkbox"/>	<input type="checkbox"/>		Without TDWR Channels			
<input checked="" type="checkbox"/>	5725MHz~5850MHz					

Note: The device contains two 5GHz modules, and called eth1 and eth2, eth2 can work separately and eth1 can only transmit with eth2 which at 5150~5350MHz and eth2 work at 5470~5850MHz. So eth2 test all the frequency bands and eth1 only test 5150~5350MHz.

1.2. Antenna information

Antenna Model No.		N/A	
Antenna Manufacturer		N/A	
Antenna Delivery		<input checked="" type="checkbox"/> 1*TX+1*RX	<input checked="" type="checkbox"/> 2*TX+2*RX <input type="checkbox"/> 3*TX+3*RX
Antenna Technology		<input checked="" type="checkbox"/> SISO	
		<input checked="" type="checkbox"/> MIMO	<input type="checkbox"/> Basic methodology
			<input type="checkbox"/> Sectorized antenna systems
			<input type="checkbox"/> Cross-polarized antennas
			<input type="checkbox"/> Unequal antenna gains, with equal transmit powers
			<input checked="" type="checkbox"/> Spatial Multiplexing
<input checked="" type="checkbox"/> Cyclic Delay Diversity (CDD)			
Antenna Type		PIFA	
Antenna Gain			
Antenna Technology		Ant Gain(eth1) (dBi)	
<input checked="" type="checkbox"/> SISO	<input checked="" type="checkbox"/> Ant1	3.97	
	<input checked="" type="checkbox"/> Ant2	3.45	
<input checked="" type="checkbox"/> CDD		3.97dBi for Power; 6.97dBi for PSD	
<input checked="" type="checkbox"/> Beam-forming		6.97dBi for Power; 6.97dBi for PSD	
Antenna Technology		Ant Gain(eth2) (dBi)	
<input checked="" type="checkbox"/> SISO	<input checked="" type="checkbox"/> Ant3	3.75	
	<input checked="" type="checkbox"/> Ant4	2.95	
<input checked="" type="checkbox"/> CDD		3.75dBi for Power; 6.75dBi for PSD	
<input checked="" type="checkbox"/> Beam-forming		6.75dBi for Power; 6.75dBi for PSD	

1.3. Working Frequency of Each Channel:

802.11a/n/ac/ax(20MHz) Working Frequency of Each Channel:							
Channel	Frequency	Channel	Frequency	Channel	Frequency	Channel	Frequency
36	5180 MHz	40	5200 MHz	44	5220 MHz	48	5240 MHz
52	5260MHz	56	5280 MHz	60	5300 MHz	64	5320 MHz
100	5500MHz	104	5520 MHz	108	5540 MHz	112	5550 MHz
116	5580MHz	120	5600MHz	124	5620MHz	128	5640MHz
132	5660 MHz	136	5680 MHz	140	5700 MHz	144	5720 MHz
149	5745 MHz	153	5765 MHz	157	5785 MHz	161	5805 MHz
165	5825MHz	N/A	N/A	N/A	N/A	N/A	N/A
802.11n/ac/ax(40MHz) Working Frequency of Each Channel:							
Channel	Frequency	Channel	Frequency	Channel	Frequency	Channel	Frequency
38	5190 MHz	46	5230 MHz	54	5270 MHz	62	5310 MHz
102	5510 MHz	110	5550 MHz	118	5590 MHz	126	5630 MHz
134	5670 MHz	142	5710 MHz	151	5755 MHz	159	5795 MHz
802.11ac/ax(80MHz) Working Frequency of Each Channel:							
Channel	Frequency	Channel	Frequency	Channel	Frequency	Channel	Frequency
42	5210 MHz	58	5290 MHz	106	5530MHz	122	5610 MHz
138	5690 MHz	155	5775 MHz	N/A	N/A	N/A	N/A

1.4. Mode of Operation

DEKRA Testing and Certification (Suzhou) Co., Ltd. has verified the construction and function in typical operation. All the test modes were carried out with the EUT in normal operation, which was shown in this test report and defined as:

Test Mode
Mode 1: Transmit by 802.11a
Mode 2: Transmit by 802.11n(20MHz)
Mode 3: Transmit by 802.11n(40MHz)
Mode 4: Transmit by 802.11ac(20MHz)
Mode 5: Transmit by 802.11ac(40MHz)
Mode 6: Transmit by 802.11ac(80MHz)
Mode 7: Transmit by 802.11ax(20MHz)
Mode 8: Transmit by 802.11ax(40MHz)
Mode 9: Transmit by 802.11ax(80MHz)

Note 1: Regards to the frequency band operation: the lowest, middle and highest frequency channel were selected to perform the test, then shown on this report.

Note 2: For portable device, radiated tests was verified over X, Y, Z axis, and shown the worst case on this report.

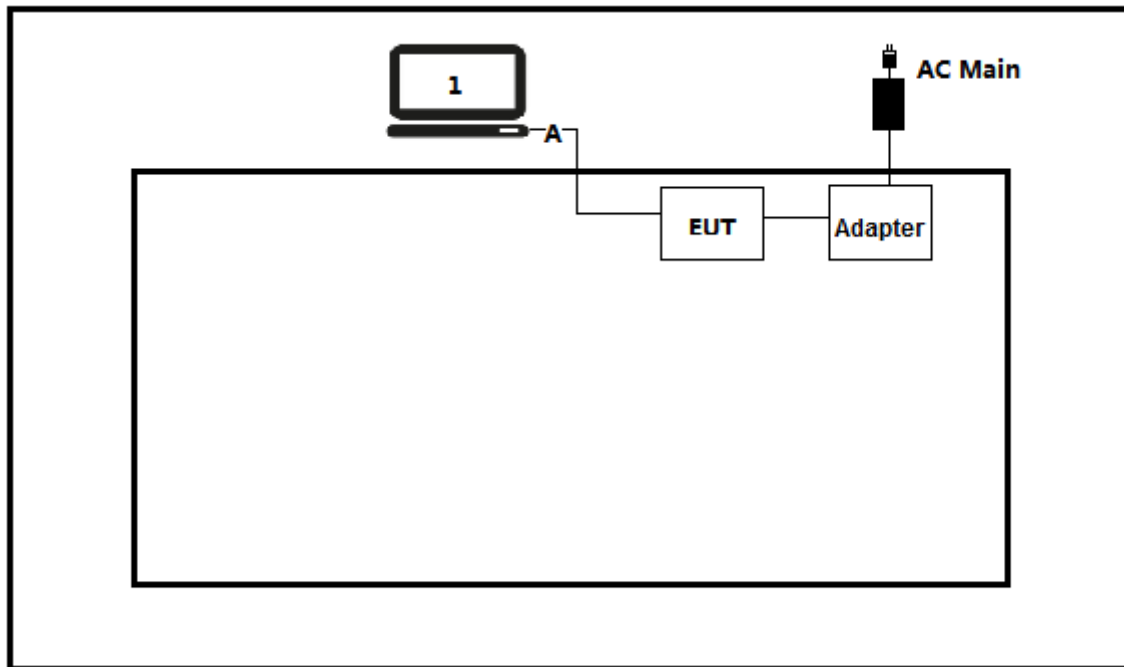
1.5. Tested System Details

The types for all equipment, plus descriptions of all cables used in the tested system (including inserted cards) are:

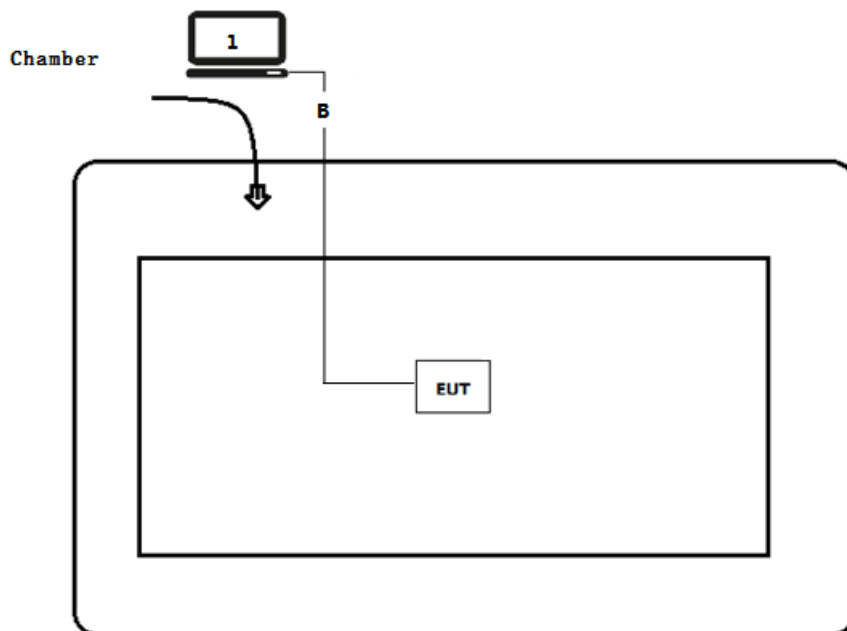
Product		Manufacturer	Model No.	Serial No.	Power Cord
1	Notebook	Lenovo	Think pad x220	SUA0600195	Non-shielded
A	WLAN cable	N/A	N/A	N/A	Shielded, 0.5m
B	WLAN cable	N/A	N/A	N/A	Shielded, 10m

1.6. Configuration of Tested System

Test setup Diagram- AC Line Conducted Emission Test



Test setup Diagram- Radiated Emission



1.7. EUT Exercise Software

1	Setup the EUT and simulators as shown on above.
2	Turn on the power of equipment.
3	Run RF software [MTool], and set the test mode and channel, then press OK to start to continue transmit.

2. Technical Test

2.1. Summary of Test Result

- No deviations from the test standards
- Deviations from the test standards as below description:

Performed Test Item	Normative References	Limit	Result
Conducted Emission	FCC CFR Title 47 Part 15 Subpart E: Section 15.207	FCC 15.207	PASS
Radiated Emission	FCC CFR Title 47 Part 15 Subpart E: Section 15.209	FCC 15.209	PASS
Emission bandwidth and occupied bandwidth	FCC CFR Title 47 Part 15 Subpart E: Section 15.407(a)	FCC 15.407(e)	PASS
6dB Emission Bandwidth	FCC CFR Title 47 Part 15 Subpart E: Section 15.407(a)	FCC 15.407(e)	PASS
Power Output	FCC CFR Title 47 Part 15 Subpart E: Section 15.407(a)	FCC 15.407(a)	PASS
Peak Power Spectral Density	FCC CFR Title 47 Part 15 Subpart E: Section 15.407(a)	FCC 15.407(a)	PASS
Radiated Emission Band Edge	FCC CFR Title 47 Part 15 Subpart E: Section 15.205, 15.407(b)	FCC 15.407(b)	PASS
Frequency Stability	FCC CFR Title 47 Part 15 Subpart E: Section 15.407(g)	±20ppm	PASS

2.2. Test Frequency configuration:

Modulation Mode	Channel	Frequency	Channel	Frequency	Channel	Frequency
802.11a/n/ac/ax (20MHz)/	36	5180MHz	44	5220MHz	48	5240MHz
	52	5260MHz	60	5300MHz	64	5320MHz
	100	5500MHz	116	5580MHz	132	5700MHz
	144	5720MHz	149	5745MHz	157	5785MHz
	165	5825MHz	N/A	N/A	N/A	N/A
802.11n/ac/ax(40MHz)	38	5190MHz	46	5230MHz	54	5270MHz
	62	5310MHz	102	5510MHz	110	5550MHz
	134	5670MHz	142	5710MHz	151	5755MHz
	159	5795MHz	N/A	N/A	N/A	N/A
802.11ac/ax(80MHz)	42	5210MHz	58	5290MHz	106	5530MHz
	138	5690MHz	155	5775MHz	N/A	N/A

2.3. Power vs Data Rate

MCS Index for 802.11n	Spatial Streams	Data Rate (Mbps)						
		802.11b	802.11g	802.11a	20MHz Bandwidth		40MHz Bandwidth	
					800ns GI	400ns GI	800ns GI	400ns GI
0	1	1	6	6	6.5	7.2	13.5	15.0
1	1	2	9	9	13.0	14.4	27.0	30.0
2	1	5.5	12	12	19.5	21.7	40.5	45.0
3	1	11	18	18	26.0	28.9	54.0	60.0
4	1	---	24	24	39.0	43.3	81.0	90.0
5	1	---	36	36	52.0	57.8	108.0	120.0
6	1	---	48	48	58.5	65.0	121.5	135.0
7	1	---	54	54	65.0	72.2	135.0	150.0
8	2	---	---	---	13.0	14.4	27.0	30.0
9	2	---	---	---	26.0	28.9	54.0	60.0
10	2	---	---	---	39.0	43.3	81.0	90.0
11	2	---	---	---	52.0	57.8	108.0	120.0
12	2	---	---	---	78.0	86.7	162.0	180.0
13	2	---	---	---	104.0	115.6	216.0	240.0
14	2	---	---	---	117.0	130.0	243.0	270.0
15	2	---	---	---	130.0	144.0	270.0	300.0

Note1: The blue form is the maximum power data rate.

2: The EUT supports two spatial streams.

Spatial Streams (Note1)	MCS Index	Modulation type	Coding rate	Data Rate(Mb/s)					
				20MHz		40MHz		80MHz	
				Guard Interval		Guard Interval		Guard Interval	
				800ns	400ns	800ns	400ns	800ns	400ns
1	0	BPSK	1/2	6.5	7.2	13.5	15	29.3	32.5
	1	QPSK	1/2	13	14.4	27	30	58.5	65
	2	QPSK	3/4	19.5	21.7	40.5	45	87.8	97.5
	3	16-QAM	1/2	26	28.9	54	60	117	130
	4	16-QAM	3/4	39	43.3	81	90	175.5	195
	5	64-QAM	2/3	52	57.8	108	120	234	260
	6	64-QAM	3/4	58.5	65	121.5	135	263.3	292.5
	7	64-QAM	5/6	65	72.2	135	150	292.5	325
	8	256-QAM	3/4	78	86.7	162	180	351	390
	9	256-QAM	5/6	N/A	N/A	180	200	390	433.3
2	10	BPSK	1/2	13.0	14.4	27.0	30.0	58.6	65.0
	11	QPSK	1/2	26.0	28.8	54.0	60.0	117.0	130.0
	12	QPSK	3/4	39.0	43.4	81.0	90.0	175.6	195.0
	13	16-QAM	1/2	52.0	57.8	108.0	120.0	234.0	260.0
	14	16-QAM	3/4	78.0	86.6	162.0	180.0	351.0	390.0
	15	64-QAM	2/3	104.0	115.6	216.0	240.0	468.0	520.0
	16	64-QAM	3/4	117.0	130.0	243.0	270.0	526.6	585.0
	17	64-QAM	5/6	130.0	144.4	270.0	300.0	585.0	650.0
	18	256-QAM	3/4	156.0	173.4	324.0	360.0	702.0	780.0
	19	256-QAM	5/6	N/A	N/A	360.0	400.0	780.0	866.6

Note 1: The blue form is the maximum power data rate.

2: The EUT supports two spatial streams.

Spatial Streams (Note1)	MCS Index	Modulation type	Coding rate	Data Rate(Mb/s)							
				20MHz		40MHz		80MHz		160MHz	
				Guard Interval		Guard Interval		Guard Interval		Guard Interval	
				1600 ns	800 ns	1600 ns	800 ns	1600 ns	800 ns	1600 ns	800 ns
				GI	GI	GI	GI	GI	GI	GI	GI
1	0	BPSK	1/2	4	4	8	9	17	18	34	36
	1	QPSK	1/2	16	17	33	34	68	72	136	144
	2	QPSK	3/4	24	26	49	52	102	108	204	216
	3	16-QAM	1/2	33	34	65	69	136	144	272	282
	4	16-QAM	3/4	49	52	98	103	204	216	408	432
	5	64-QAM	2/3	65	69	130	138	272	288	544	576
	6	64-QAM	3/4	73	77	146	155	306	324	613	649
	7	64-QAM	5/6	81	86	163	172	340	360	681	721
	8	256-QAM	3/4	98	103	195	207	408	432	817	865
	9	256-QAM	5/6	108	115	217	229	453	480	907	961
	10	1024-QAM	3/4	122	129	244	258	510	540	1021	1081
11	1024-QAM	5/6	135	143	271	287	567	600	1134	1201	
2	12	BPSK	1/2	8	8	16	18	34	36	68	72
	13	QPSK	1/2	32	34	66	68	136	144	272	288
	14	QPSK	3/4	48	52	98	104	204	216	408	432
	15	16-QAM	1/2	66	68	130	138	272	288	544	564
	16	16-QAM	3/4	98	104	196	206	408	432	816	864
	17	64-QAM	2/3	130	138	260	276	544	576	1088	1152
	18	64-QAM	3/4	146	154	292	310	612	648	1226	1298
	19	64-QAM	5/6	162	172	326	344	680	720	1362	1442
	20	256-QAM	3/4	196	206	390	414	816	864	1634	1730
	21	256-QAM	5/6	216	230	434	458	906	960	1814	1922
	22	1024-QAM	3/4	244	258	488	516	1020	1080	2042	2162
	23	1024-QAM	5/6	270	286	542	574	1134	1200	2268	2402

Note 1: The blue form is the maximum power data rate.

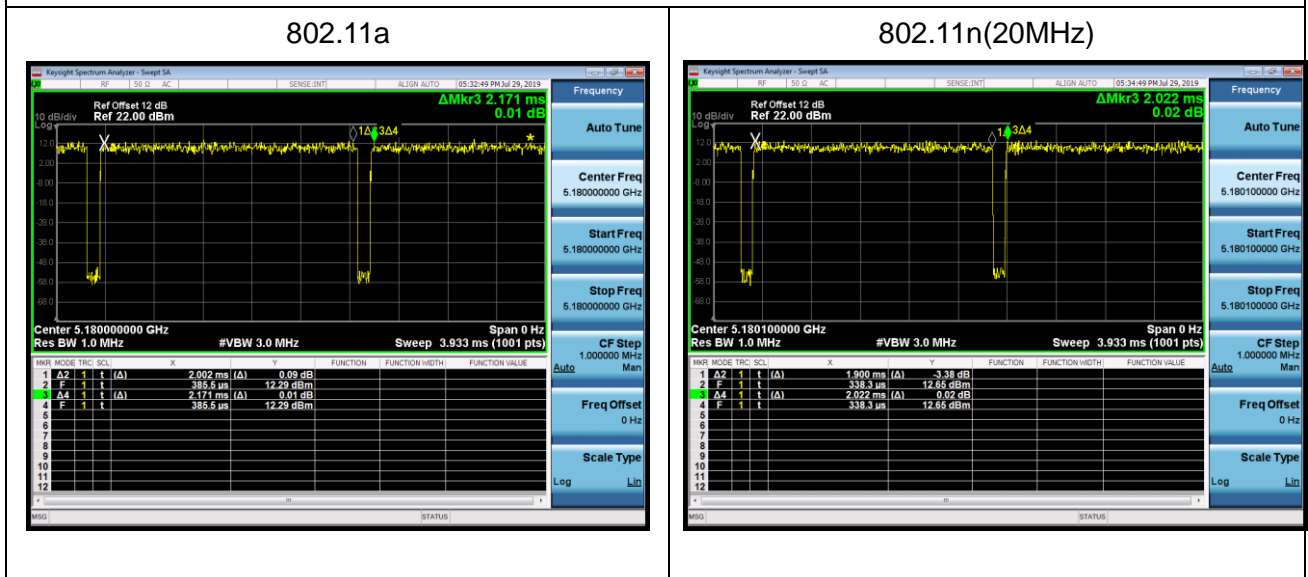
2: The EUT supports two spatial streams.

2.4. Duty Cycle

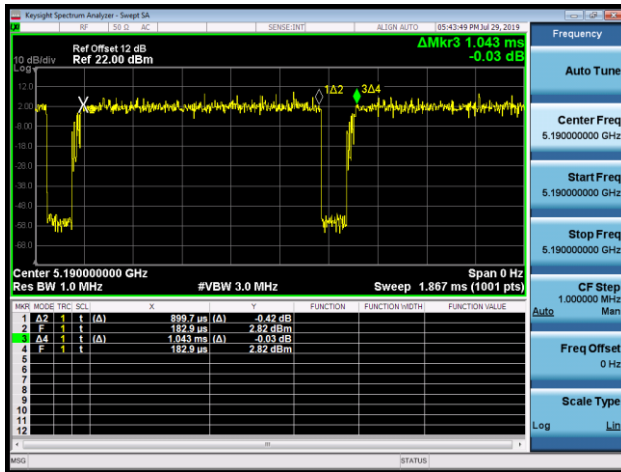
Test Mode	Tx On (ms)	Tx Off (ms)	VBW(KHz)	Tx On + Tx Off (ms)	Duty Cycle (%)
802.11a	2.002	0.169	0.51	2.171	92.22
802.11n(20MHz)	1.900	0.122	0.56	2.022	93.97
802.11n(40MHz)	0.900	0.143	1.2	1.043	86.29
802.11ac(20MHz)	1.898	0.059	0.56	1.957	96.99
802.11ac(40MHz)	0.907	0.075	1.2	0.982	92.36
802.11ac(80MHz)	0.426	0.064	2.4	0.490	86.94
802.11ax(20MHz)	1.478	0.044	0.68	1.522	97.11
802.11ax(40MHz)	0.742	0.072	1.5	0.814	91.15
802.11ax(80MHz)	0.397	0.048	2.7	0.445	89.21

Note 1: T means the minimum transmission duration over which the transmitter is on and is transmitting at its maximum power control level for the tested mode of operation.

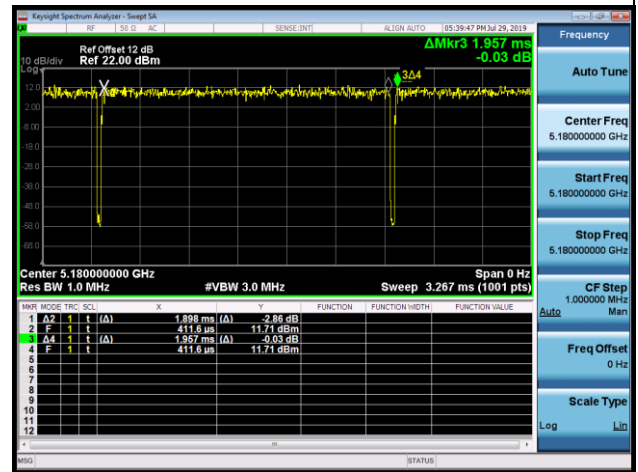
Note 2: According to KDB 789033, when test for Conducted Emission Band Edge and Radiated Emission, $VBW \geq 1/T$ will be used.



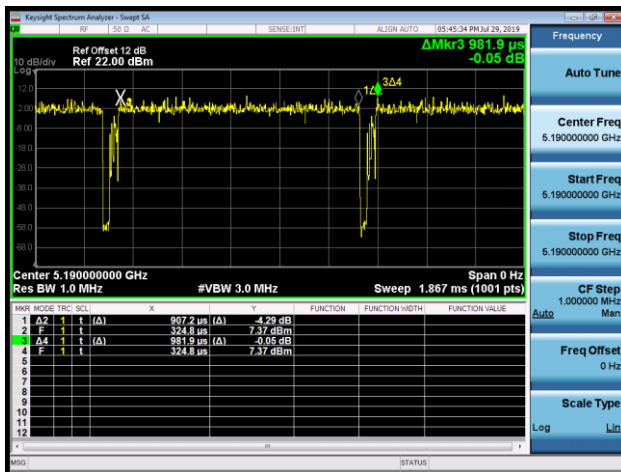
802.11n(40MHz)



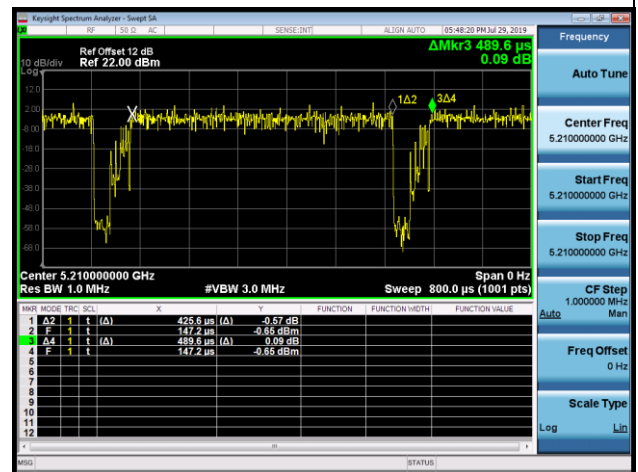
802.11ac(20MHz)



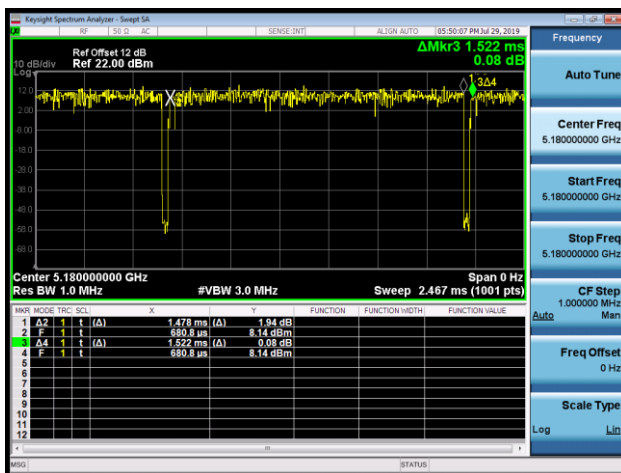
802.11ac(40MHz)



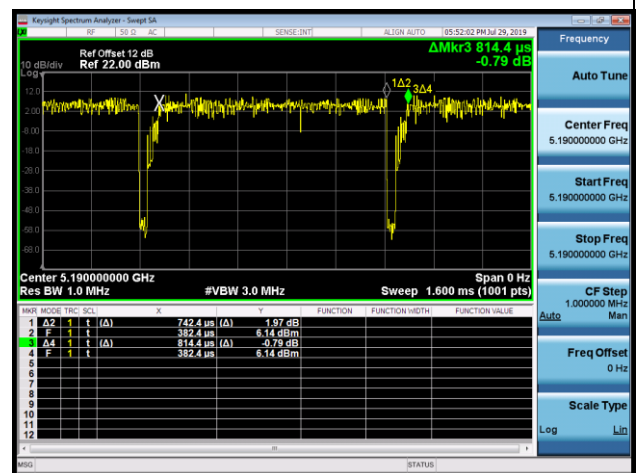
802.11ac(80MHz)



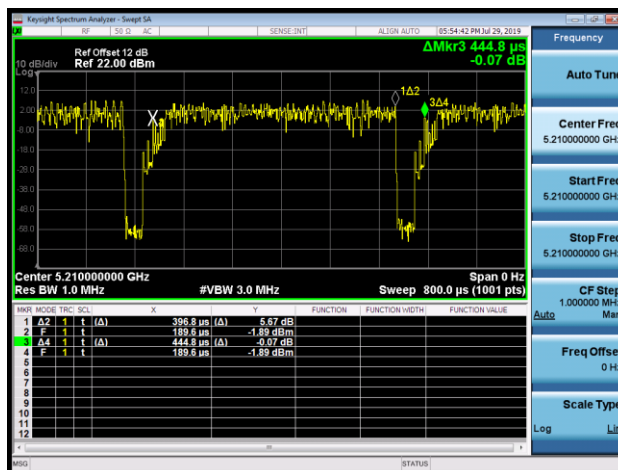
802.11ax(20MHz)



802.11ax(40MHz)



802.11ax(80MHz)

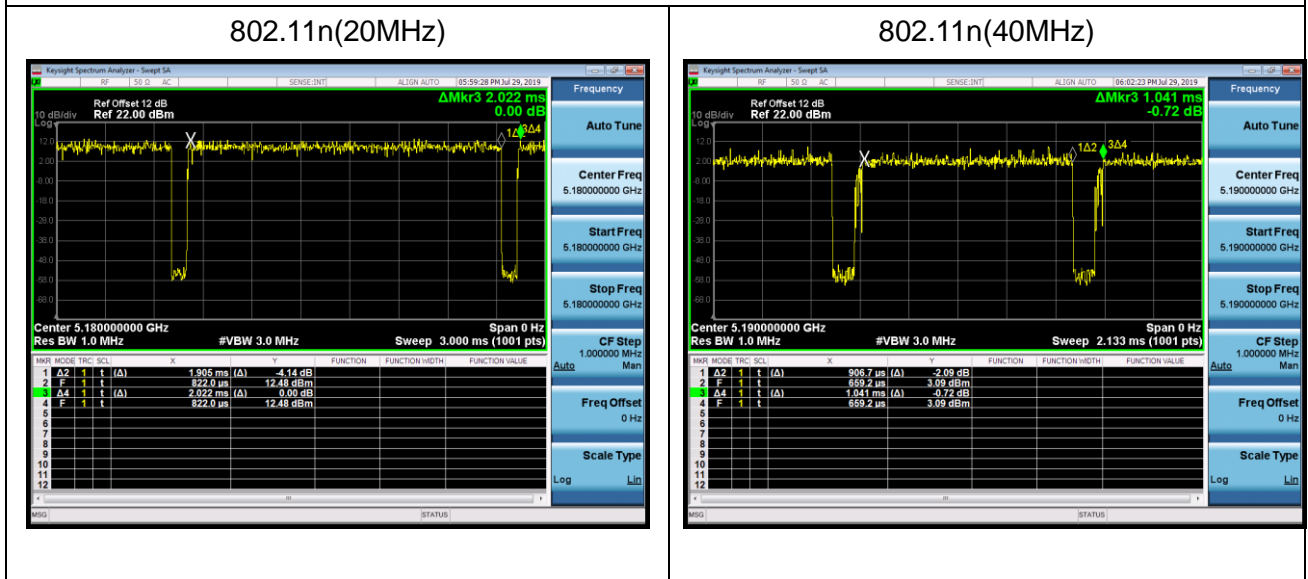


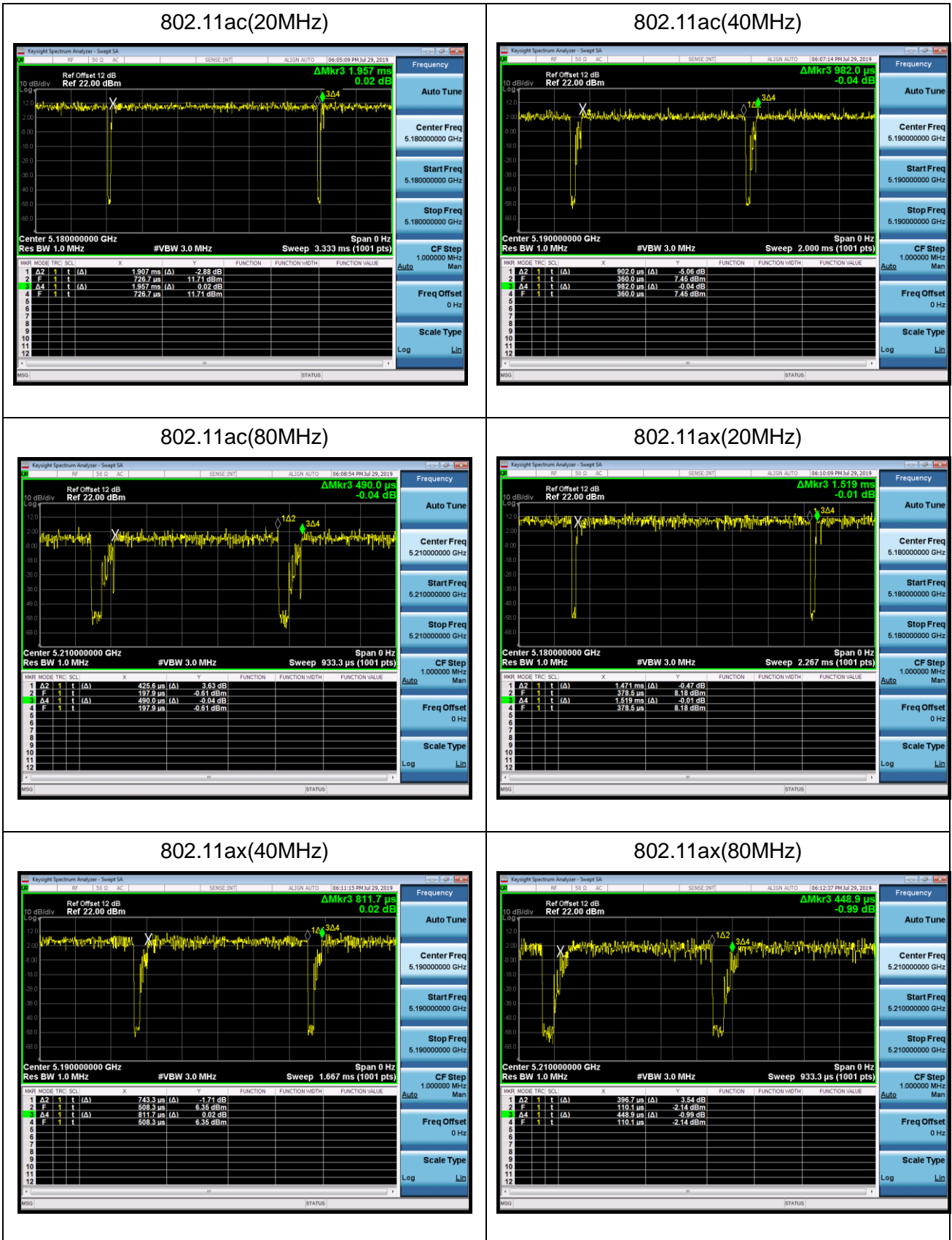
Beam-forming:

Test Mode	Tx On (ms)	Tx Off (ms)	VBW(KHz)	Tx On + Tx Off (ms)	Duty Cycle (%)
802.11n(20MHz)	1.905	0.117	0.56	2.022	94.21
802.11n(40MHz)	0.907	0.134	1.2	1.041	87.13
802.11ac(20MHz)	1.907	0.050	0.56	1.957	97.45
802.11ac(40MHz)	0.902	0.080	1.2	0.982	91.85
802.11ac(80MHz)	0.426	0.064	2.2	0.490	86.94
802.11ax(20MHz)	1.471	0.048	0.68	1.519	96.84
802.11ax(40MHz)	0.743	0.069	1.5	0.812	91.50
802.11ax(80MHz)	0.397	0.052	2.7	0.449	88.42

Note 1: T means the minimum transmission duration over which the transmitter is on and is transmitting at its maximum power control level for the tested mode of operation.

Note 2: According to KDB 789033, when test for Conducted Emission Band Edge and Radiated Emission, $VBW \geq 1/T$ will be used.





2.5. Test Environment

Items	Required (IEC 68-1)	Actual
Temperature (°C)	15-35	21
Humidity (%RH)	25-75	50
Barometric pressure (mbar)	860-1060	950-1000

2.6. Uncertainty

Test Items	Uncertainty
AC Power Line Conducted Emission	$\pm 2.02\text{dB}$
Radiated Emission	Below 1GHz $\pm 3.8\text{ dB}$
	Above 1GHz $\pm 3.9\text{ dB}$
RF Antenna Port Conducted Emission	$\pm 1.27\text{dB}$
Radiated Emission Band Edge	$\pm 3.9\text{dB}$
Occupied Bandwidth	$\pm 1\text{kHz}$
Power Spectral Density	$\pm 1.27\text{dB}$
Frequency Stability	$\pm 100\text{ Hz}$

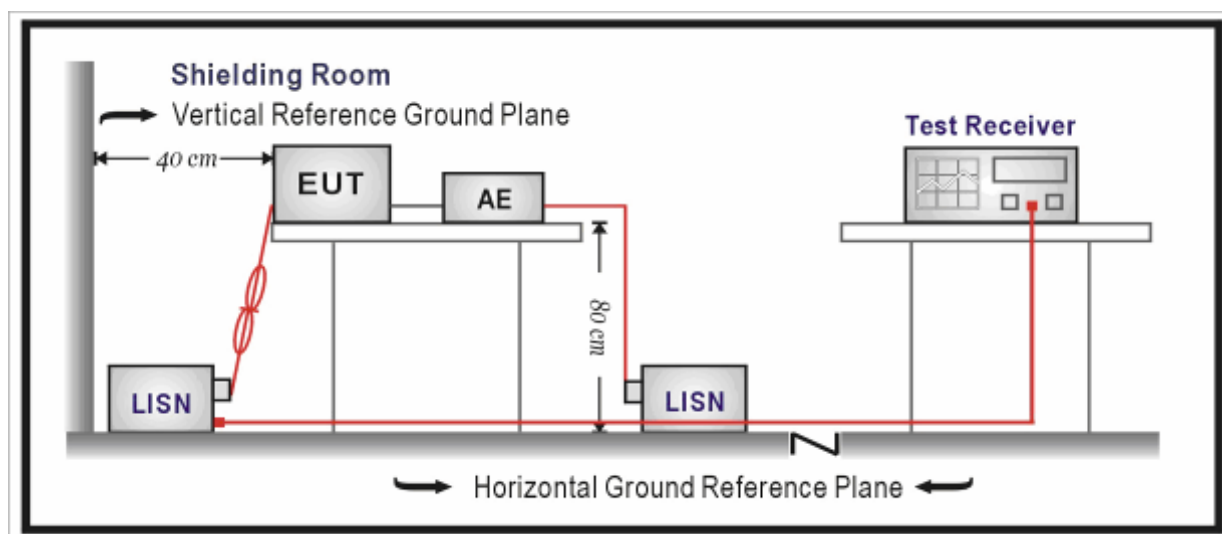
3. Conducted Emission

3.1. Test Equipment

AC Power Line Conducted Emission / TR-1					
Instrument	Manufacturer	Type No.	Serial No.	Cal. Date	Cal. Due Date
EMI Test Receiver	R&S	ESCI	100726	2021.12.15	2022.12.14
Two-Line V-Network	R&S	ENV216	100043	2021.07.11	2022.07.10
Two-Line V-Network	R&S	ENV216	100044	2022.03.12	2023.03.11
50ohm Coaxial Switch	Anritsu	MP59B	6200464462	N/A	N/A
50ohm Termination	SHX	TF2	07081401	2021.11.17	2022.11.16
Temperature/Humidity Meter	zhichen	ZC1-2	TR1-TH	2021.07.09	2022.07.08

Note: All equipment are calibrated with traceable calibrations. Each calibration is traceable to the national or international standards.

3.2. Test Setup



3.3. Limit

Frequency (MHz)	QP (dB μ V)	AV (dB μ V)
0.15 - 0.50	66 – 56	56 – 46
0.50 - 5.0	56	46
5.0 - 30	60	50

Note 1: The lower limit shall apply at the transition frequencies.

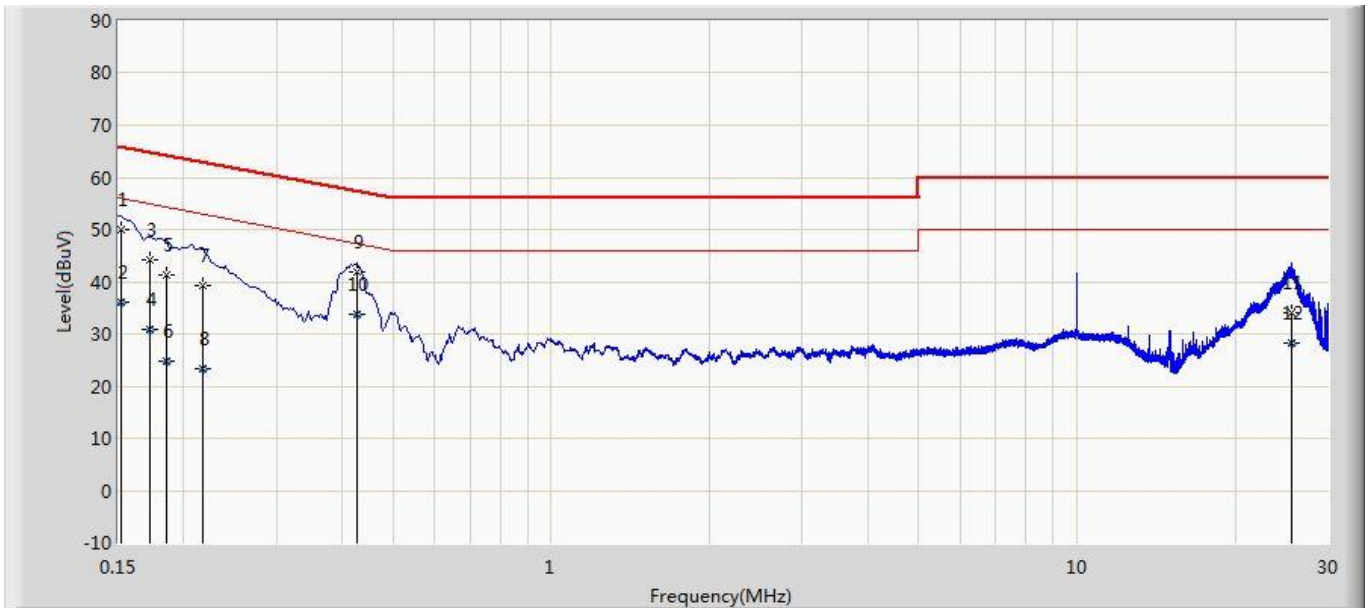
Note 2: The limit decreases linearly with the logarithm of the frequency in the range 0.15 MHz to 0.5 MHz.

3.4. Test Procedure

Test Method			
	References Rule	Chapter	Item
<input checked="" type="checkbox"/>	ANSI C63.10-2013	6.2	Standard test method for ac power-line conducted emissions from unlicensed wireless devices

3.5. Test Result

Site: TR1	Time: 2019/07/29
Limit: FCC_Part15.207_CE_AC Power	Margin: 0
Probe: ENV216_101190(0.009-30MHz)	Polarity: Neutral
EUT: Wireless Access Point	Power: AC 120V/60Hz
Note: Mode 1	

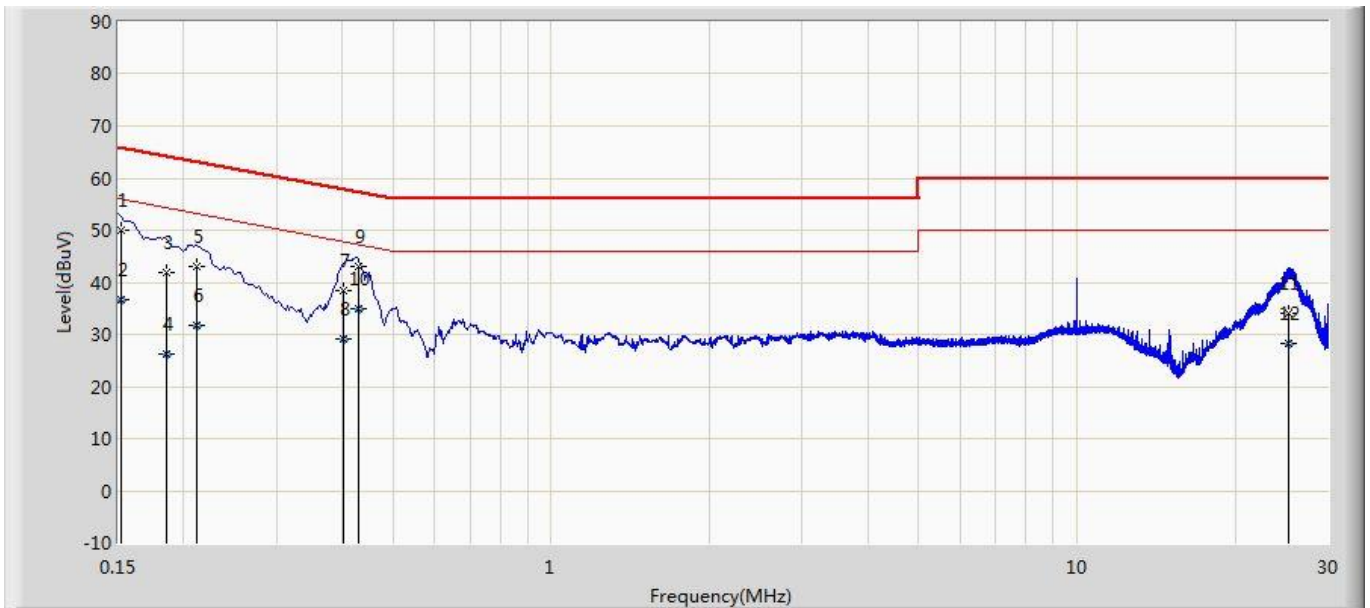


No	Mark	Frequency (MHz)	Measure Level (dBuV)	Reading Level (dBuV)	Over Limit (dB)	Limit (dBuV)	Probe (dB)	Cable (dB)	Amp (dB)	Type
1		0.152	49.929	40.306	-15.948	65.876	9.593	0.029	0.000	QP
2		0.152	35.979	26.357	-19.897	55.876	9.593	0.029	0.000	AV
3		0.172	44.126	34.503	-20.713	64.839	9.595	0.028	0.000	QP
4		0.172	30.838	21.215	-24.001	54.839	9.595	0.028	0.000	AV
5		0.186	41.223	31.598	-22.990	64.213	9.597	0.028	0.000	QP
6		0.186	24.909	15.283	-29.305	54.213	9.597	0.028	0.000	AV
7		0.217	39.332	29.704	-23.582	62.914	9.599	0.029	0.000	QP
8		0.217	23.191	13.563	-29.723	52.914	9.599	0.029	0.000	AV
9		0.427	41.874	32.243	-15.441	57.316	9.592	0.040	0.000	QP
10	*	0.427	33.739	24.107	-13.577	47.316	9.592	0.040	0.000	AV
11		25.548	34.116	23.134	-25.884	60.000	10.653	0.328	0.000	QP
12		25.548	28.240	17.259	-21.760	50.000	10.653	0.328	0.000	AV

Note:

1. " * ", means this data is the worst emission level.
2. Measurement Level = Reading Level + Factor(Probe+Cable-Amp).

Site: TR1	Time: 2019/07/29
Limit: FCC_Part15.207_CE_AC Power	Margin: 0
Probe: ENV216_101190(0.009-30MHz)	Polarity: Line
EUT: Wireless Access Point	Power: AC 120V/60Hz
Note: Mode 1	



No	Mark	Frequency (MHz)	Measure Level (dBuV)	Reading Level (dBuV)	Over Limit (dB)	Limit (dBuV)	Probe (dB)	Cable (dB)	Amp (dB)	Type
1		0.152	50.013	40.374	-15.864	65.876	9.609	0.029	0.000	QP
2		0.152	36.647	27.009	-19.229	55.876	9.609	0.029	0.000	AV
3		0.186	41.941	32.310	-22.272	64.213	9.603	0.028	0.000	QP
4		0.186	26.273	16.642	-27.940	54.213	9.603	0.028	0.000	AV
5		0.211	42.915	33.285	-20.261	63.176	9.601	0.029	0.000	QP
6		0.211	31.678	22.049	-21.497	53.176	9.601	0.029	0.000	AV
7		0.402	38.263	28.625	-19.549	57.812	9.600	0.038	0.000	QP
8		0.402	29.245	19.606	-18.567	47.812	9.600	0.038	0.000	AV
9		0.429	42.941	33.301	-14.331	57.272	9.600	0.040	0.000	QP
10	*	0.429	34.824	25.185	-12.448	47.272	9.600	0.040	0.000	AV
11		25.287	34.026	23.234	-25.974	60.000	10.465	0.326	0.000	QP
12		25.287	28.127	17.335	-21.873	50.000	10.465	0.326	0.000	AV

Note:

1. " * ", means this data is the worst emission level.
2. Measurement Level = Reading Level + Factor(Probe+Cable-Amp).

4. Radiated Emission

4.1. Test Equipment

Radiated Emission(Below 1GHz) / AC-2					
Instrument	Manufacturer	Type No.	Serial No.	Cal. Date	Cal. Due Date
EMI Test Receiver	R&S	ESCI	100573	2021.10.30	2022.10.29
Loop Antenna	R&S	HFH2-Z2	833799/003	N/A	N/A
Bilog Antenna	Teseq GmbH	CBL6112D	27611	2021.06.30	2022.06.29
Coaxial Cable	Huber+Suhner	SUCOFLEX 106	AC2-C	2021.05.23	2022.05.22
Temperature/Humidity Meter	Zhichen	ZC1-2	AC2-TH	2021.11.08	2022.11.07

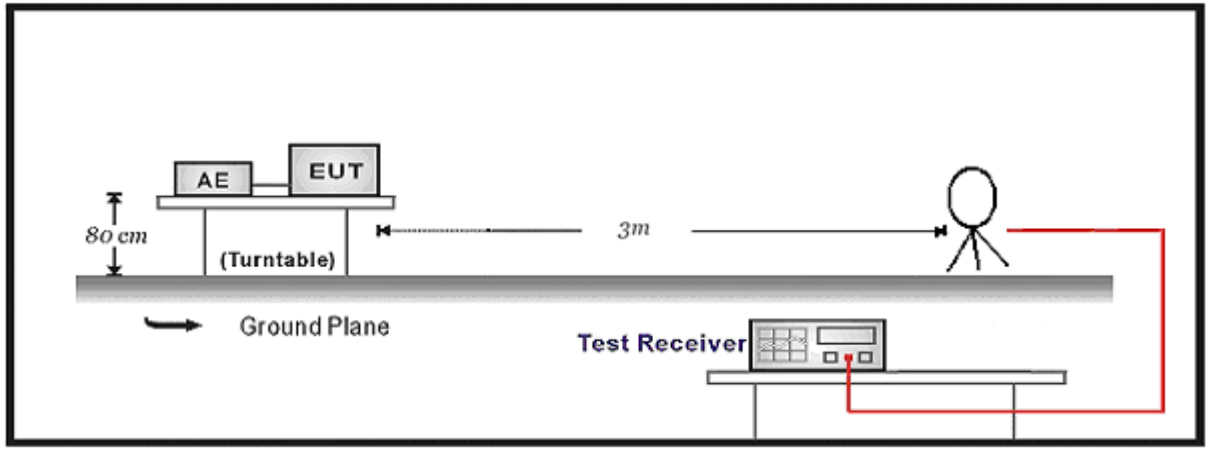
Note: All equipment are calibrated with traceable calibrations. Each calibration is traceable to the national or international standards.

Radiated Emission(Above 1GHz) / AC-5					
Instrument	Manufacturer	Type No.	Serial No.	Cal. Date	Cal. Due Date
Pre-Amplifier	SKET	LNPA_0118G-45	SK2021090101	2021.12.13	2022.12.12
DRG Horn Antenna	ETS-Lindgren	3117	00167055	2021.08.23	2022.08.22
Broad-Band Horn Antenna	Schwarzbeck	BBHA9170	294	2021.08.23	2022.08.22
Coaxial Cable	ROSENBERGER	LA1-C011-2000/3000	AC5-40G	2022.03.21	2023.03.20
MXA Signal Analyzer	Keysight	N9020B	MY60112218	2022.01.09	2023.01.08
Coaxial Cable	ROSENBERGER	LA1-C011-2000/3000	AC5-40G-2	2021.05.22	2022.05.21
Temperature/Humidity Meter	Zhichen	ZC1-2	AC5-TH	2021.07.09	2022.07.08

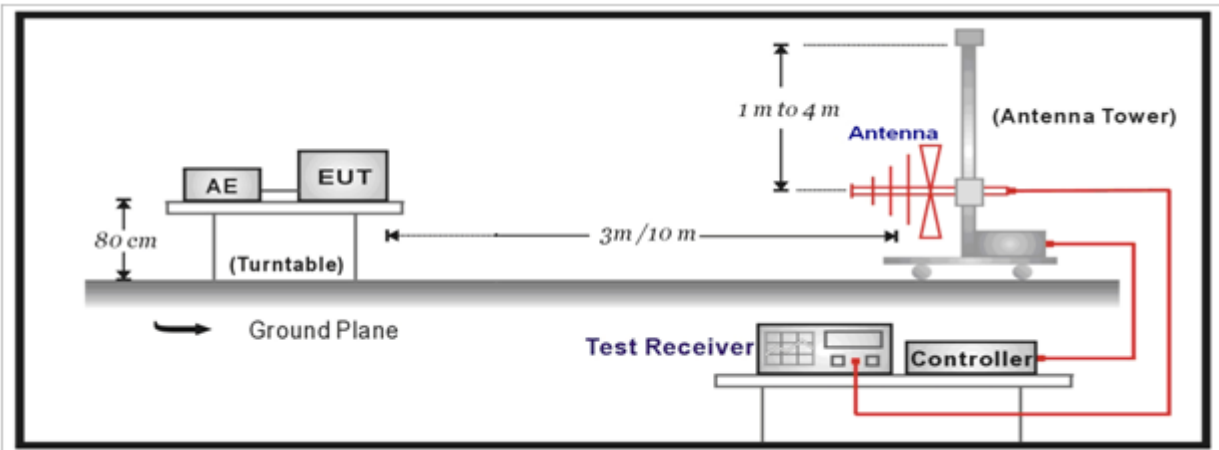
Note: All equipment are calibrated with traceable calibrations. Each calibration is traceable to the national or international standards.

4.2. Test Setup

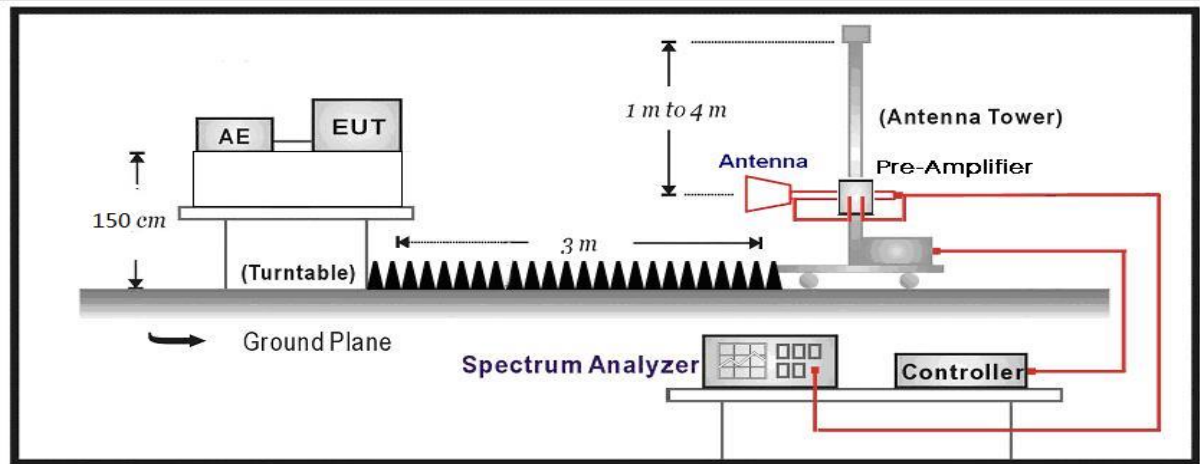
Below 30MHz Test Setup:



30MHz-1GHz Test Setup:



Above 1GHz Test Setup:



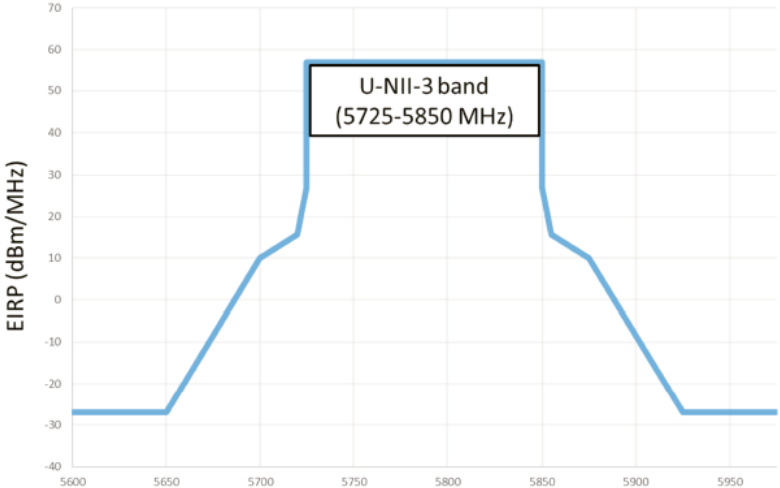
4.3. Limit

FCC Part 15 Subpart C Paragraph 15.209 (Restricted Band Emissions Limit)		
Frequency (MHz)	Distance (m)	Level (dB μ V/m)
0.009-0.490	300	2400/F(kHz)
0.490-1.705	30	24000/F(kHz)
1.705-30.0	30	30
30-88	3	100**
88-216	3	150**
216-960	3	200**
Above 960	3	500

Note 1: At frequencies below 30 MHz, measurements may be performed at a distance closer than that specified in the regulations; however, an attempt should be made to avoid making measurements in the near field. Pending the development of an appropriate measurement procedure for measurements performed below 30 MHz, when performing measurements at a closer distance than specified, the results shall be extrapolated to the specified distance by either making measurements at a minimum of two distances on at least one radial to determine the proper extrapolation factor or by using the square of an inverse linear distance extrapolation factor (40 dB/decade).

Note 2: At frequencies at or above 30 MHz, measurements may be performed at a distance other than what is specified provided: measurements are not made in the near field except where it can be shown that near field measurements are appropriate due to the characteristics of the device; and it can be demonstrated that the signal levels needed to be measured at the distance employed can be detected by the measurement equipment. Measurements shall not be performed at a distance greater than 30 meters unless it can be further demonstrated that measurements at a distance of 30 meters or less are impractical. When performing measurements at a distance other than that specified, the results shall be extrapolated to the specified distance using an extrapolation factor of 20 dB/decade (inverse linear-distance for field strength measurements; inverse-linear-distance-squared for power density measurements).


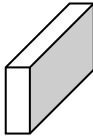

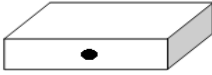
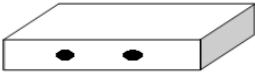


FCC Part 15 Subpart C Paragraph 15.205 (Restricted Band)			
Frequency (MHz)	Frequency (MHz)	Frequency (MHz)	Frequency (GHz)
0.090 – 0.110	16.42 – 16.423	399.9 – 410	4.5 – 5.15
0.495 – 0.505	16.69475 – 16.69525	608 – 614	5.35 – 5.46
2.1735 – 2.1905	16.80425 – 16.80475	960 – 1240	7.25 – 7.75
4.125 – 4.128	25.5 – 25.67	1300 – 1427	8.025 – 8.5
4.17725 – 4.17775	37.5 – 38.25	1435 – 1626.5	9.0 – 9.2
4.20725 – 4.20775	73 – 74.6	1645.5 – 1646.5	9.3 – 9.5
6.215 – 6.218	74.8 – 75.2	1660 – 1710	10.6 – 12.7
6.26775 – 6.26825	108 – 121.94	1718.8 – 1722.2	13.25 – 13.4
6.31175 – 6.31225	123 – 138	2200 – 2300	14.47 – 14.5
8.291 – 8.294	149.9 – 150.05	2310 – 2390	15.35 – 16.2
8.362 – 8.366	156.52475 – 156.52525	2483.5 – 2500	17.7 – 21.4
8.37625 – 8.38675	156.7 – 156.9	2690 – 2900	22.01 – 23.12
8.81425 – 8.81475	162.0125 – 167.17	3260 – 3267	23.6 – 24.0
12.29 – 12.293	167.72 – 173.2	3332 – 3339	31.2 – 31.8
12.51975 – 12.52025	240 – 285	3345.8 – 3358	36.43 – 36.5
12.57675 – 12.57725	322 – 335.4	3600 – 4400	
13.36 – 13.41			

FCC Part 15 Subpart C Paragraph 15.407(5)(b) (Unrestricted Band Emissions Limit)		
Operating Frequency Band (MHz)	EIRP Limit (dBm/MHz)	Equivalent Field Strength at 3m (dB μ V/m)
5150 - 5250	-27	68.3
5250 - 5350	-27	68.3
5470 - 5725	-27	68.3
Operating Frequency Band (MHz)	EIRP Limit (dBm/MHz)	
5725 - 5850	 <p>The graph plots EIRP (dBm/MHz) on the y-axis (ranging from -40 to 70) against Frequency (MHz) on the x-axis (ranging from 5600 to 5950). A blue line shows the EIRP profile. It is constant at -27 dBm/MHz from 5600 to 5650 MHz. Between 5650 and 5725 MHz, it rises to a peak of approximately 55 dBm/MHz. From 5725 to 5850 MHz, it remains constant at approximately 55 dBm/MHz. From 5850 to 5900 MHz, it falls back to approximately 10 dBm/MHz. Finally, it remains constant at -27 dBm/MHz from 5900 to 5950 MHz. A box highlights the U-NII-3 band (5725-5850 MHz) with its peak level.</p>	

4.4. Test Procedure

Test Method			
	References Rule	Chapter	Description
<input type="checkbox"/>	ANSI C63.10	12.7.3	Emissions in non-restricted frequency bands
<input checked="" type="checkbox"/>	ANSI C63.10	12.7.2	Emissions in restricted frequency bands
	<input checked="" type="checkbox"/>	ANSI C63.10	Radiated emission measurements
	<input checked="" type="checkbox"/>	ANSI C63.10	Procedure for peak unwanted emissions measurements above 1000 MHz
	<input checked="" type="checkbox"/>	ANSI C63.10	Procedures for average unwanted emissions measurements above 1000 MHz
	<input type="checkbox"/>	ANSI C63.10	12.7.7.2 Method AD (average detection)—primary method
	<input checked="" type="checkbox"/>	ANSI C63.10	12.7.7.3 Method VB-A (Alternative)
	<input checked="" type="checkbox"/>	ANSI C63.10	6.4 Radiated emissions from unlicensed wireless devices below 30 MHz
	<input checked="" type="checkbox"/>	ANSI C63.10	6.5 Radiated emissions from unlicensed wireless devices in the frequency range of 30 MHz to 1000 MHz
	<input checked="" type="checkbox"/>	ANSI C63.10	6.6 Radiated emissions from unlicensed wireless devices above 1 GHz
<input type="checkbox"/>	FCC KDB 789033 D02v02r01	G.2	Unwanted Emissions that fall Outside of the Restricted Bands
<input type="checkbox"/>	FCC KDB 789033 D02v02r01	G.1	Unwanted Emissions in the Restricted Bands
	<input type="checkbox"/>	FCC KDB 789033 D02v02r01	G.4 Procedure for Unwanted Emissions Measurements below 1000 MHz
	<input type="checkbox"/>	FCC KDB 789033 D02v02r01	G.5 Procedure for Unwanted Maximum Emissions Measurements above 1000 MHz
	<input type="checkbox"/>	FCC KDB 789033 D02v02r01	G.6 Procedures for Average Unwanted Emissions Measurements above 1000 MHz
	<input type="checkbox"/>	FCC KDB 789033 D02v02r01	G.6.c Method AD (Average detection)—primary method
	<input type="checkbox"/>	FCC KDB 789033 D02v02r01	G.6.d Method VB (Averaging using reduced video bandwidth): Alternative method.

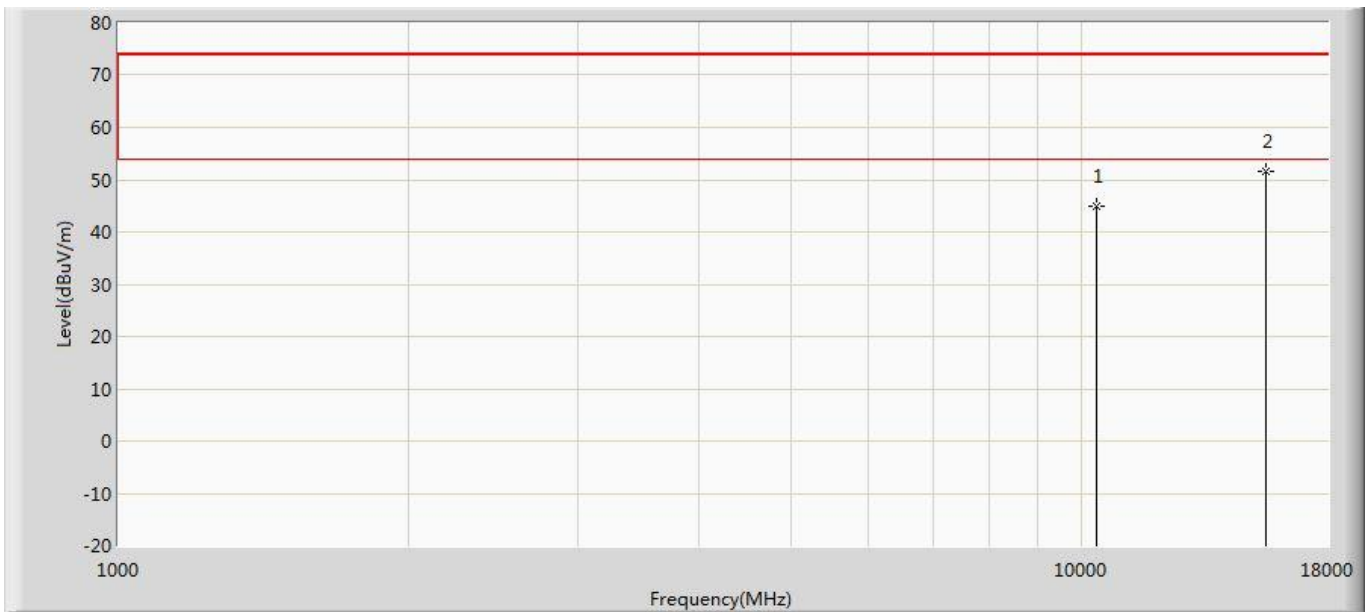
4.5. EUT test Axis definition

Item	Radiated Emission			
Device Category	<input checked="" type="checkbox"/>	Indoor use		
	<input type="checkbox"/>	Outdoor use		
	<input type="checkbox"/>	Fix position use		
	<input type="checkbox"/>	Client use		
Test mode	Mode 1-9			
Test method	<input checked="" type="checkbox"/>	Radiated		
		X Axis	Y Axis	Z Axis
				
		Worst Axis <input checked="" type="checkbox"/>	Worst Axis <input type="checkbox"/>	Worst Axis <input type="checkbox"/>
	<input type="checkbox"/>	Conducted		
	<input type="checkbox"/>	Chain 1		
				
	<input type="checkbox"/>	Chain 1	Chain 2	
				
	<input type="checkbox"/>	Chain 1	Chain 2	Chain 3
				
	<input type="checkbox"/>	Chain 1	Chain 2	Chain 3
				

4.6. Test Result

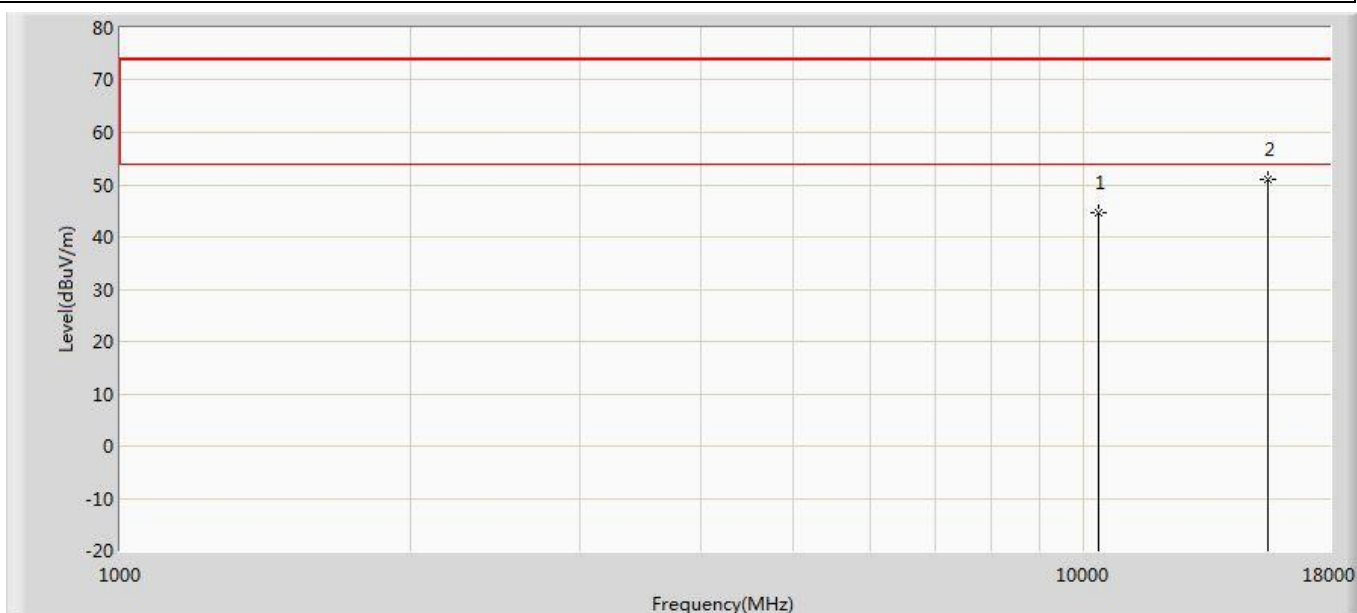
AP305C-Eth1 RSE

Profile: 1962097R	Page No.: 113
Engineer: Simon	
Site: AC5	Time: 2019/07/16 - 00:35
Limit: FCC_Part15.209_RE(3m)	Margin: 0
Probe: Horn_3117_00167055(1-18GHz)	Polarity: Horizontal
EUT: Wireless Access Point	Power: AC 120V/60Hz
Note: Mode 1:Transmit at 5180MHz by 802.11a ANT 0	



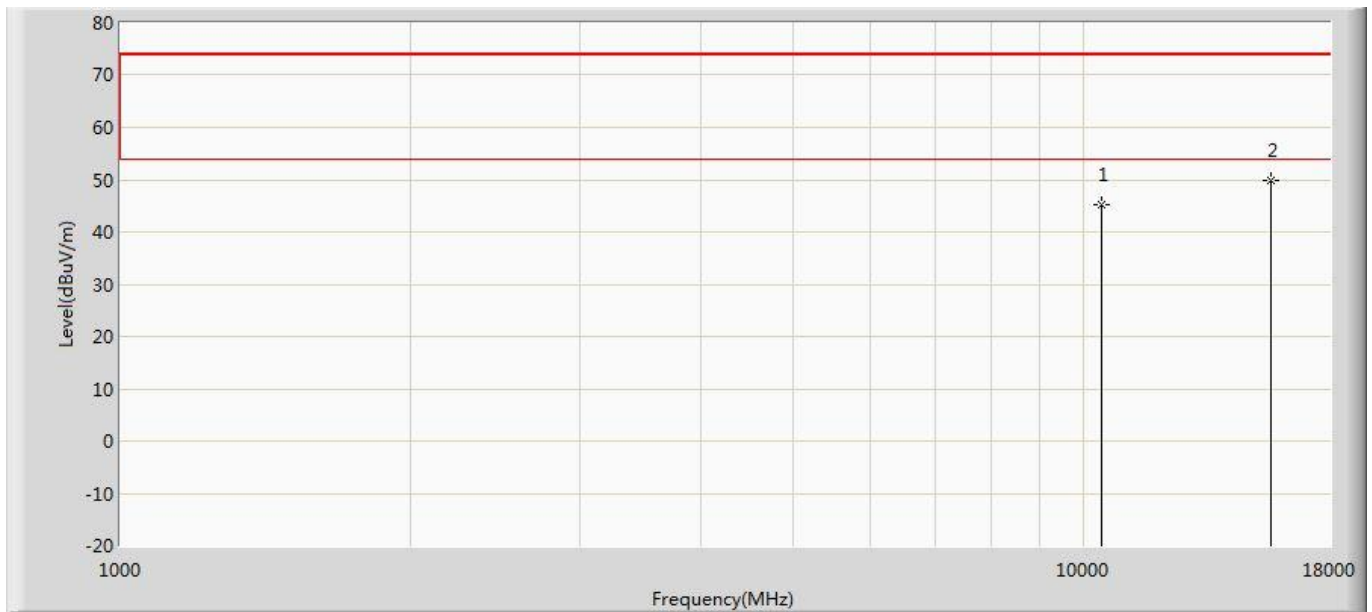
No	Mark	Frequency (MHz)	Measure Level (dBuV/m)	Reading Level (dBuV)	Over Limit (dB)	Limit (dBuV/m)	Factor (dB)	Type
1		10360.000	44.845	33.326	-29.155	74.000	11.519	PK
2	*	15540.000	51.534	33.677	-22.466	74.000	17.857	PK

Profile: 1962097R	Page No.: 114
Engineer: Simon	
Site: AC5	Time: 2019/07/16 - 00:35
Limit: FCC_Part15.209_RE(3m)	Margin: 0
Probe: Horn_3117_00167055(1-18GHz)	Polarity: Vertical
EUT: Wireless Access Point	Power: AC 120V/60Hz
Note: Mode 1:Transmit at 5180MHz by 802.11a ANT 0	



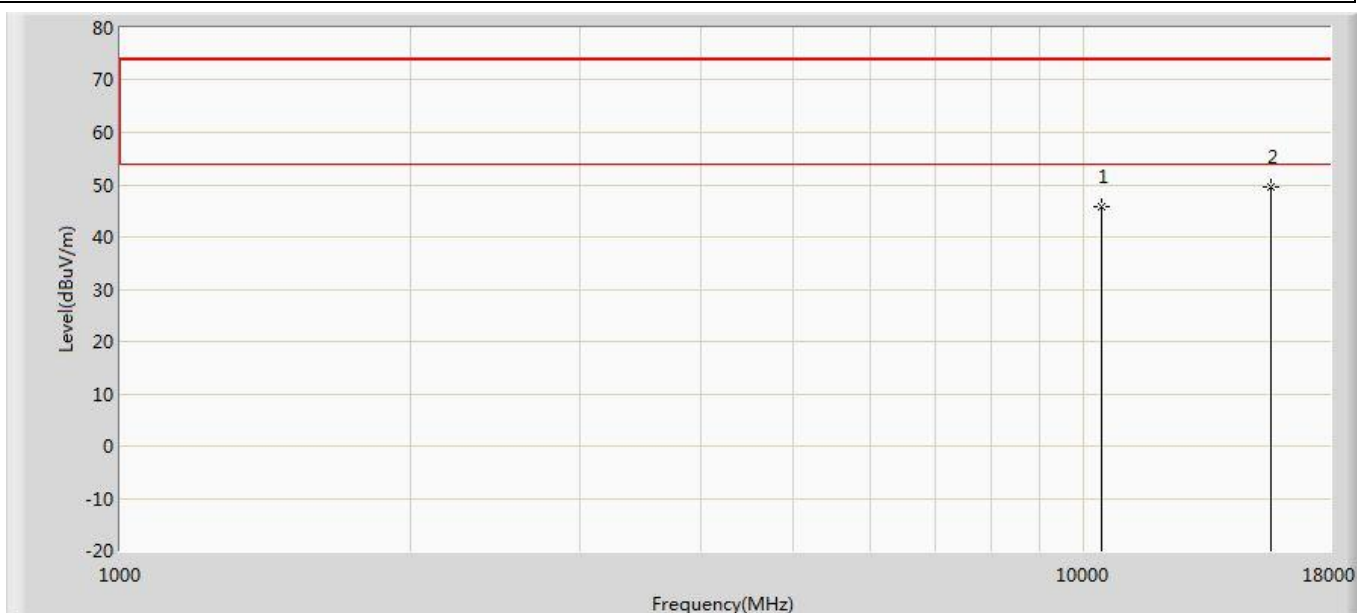
No	Mark	Frequency (MHz)	Measure Level (dBuV/m)	Reading Level (dBuV)	Over Limit (dB)	Limit (dBuV/m)	Factor (dB)	Type
1		10360.000	44.753	33.234	-29.247	74.000	11.519	PK
2	*	15540.000	50.898	33.041	-23.102	74.000	17.857	PK

Profile: 1962097R	Page No.: 115
Engineer: Simon	
Site: AC5	Time: 2019/07/16 - 00:35
Limit: FCC_Part15.209_RE(3m)	Margin: 0
Probe: Horn_3117_00167055(1-18GHz)	Polarity: Horizontal
EUT: Wireless Access Point	Power: AC 120V/60Hz
Note: Mode 1:Transmit at 5220MHz by 802.11a ANT 0	



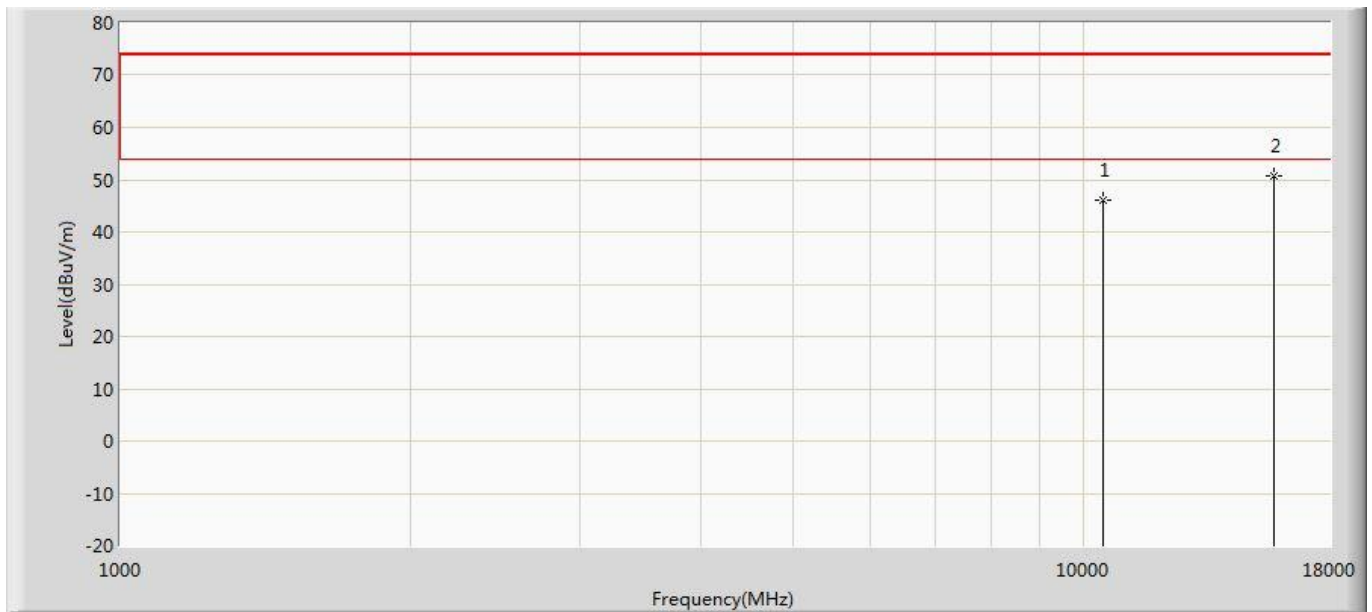
No	Mark	Frequency (MHz)	Measure Level (dBuV/m)	Reading Level (dBuV)	Over Limit (dB)	Limit (dBuV/m)	Factor (dB)	Type
1		10440.000	45.075	33.006	-28.925	74.000	12.070	PK
2	*	15660.000	49.861	32.256	-24.139	74.000	17.605	PK

Profile: 1962097R	Page No.: 116
Engineer: Simon	
Site: AC5	Time: 2019/07/16 - 00:35
Limit: FCC_Part15.209_RE(3m)	Margin: 0
Probe: Horn_3117_00167055(1-18GHz)	Polarity: Vertical
EUT: Wireless Access Point	Power: AC 120V/60Hz
Note: Mode 1:Transmit at 5220MHz by 802.11a ANT 0	



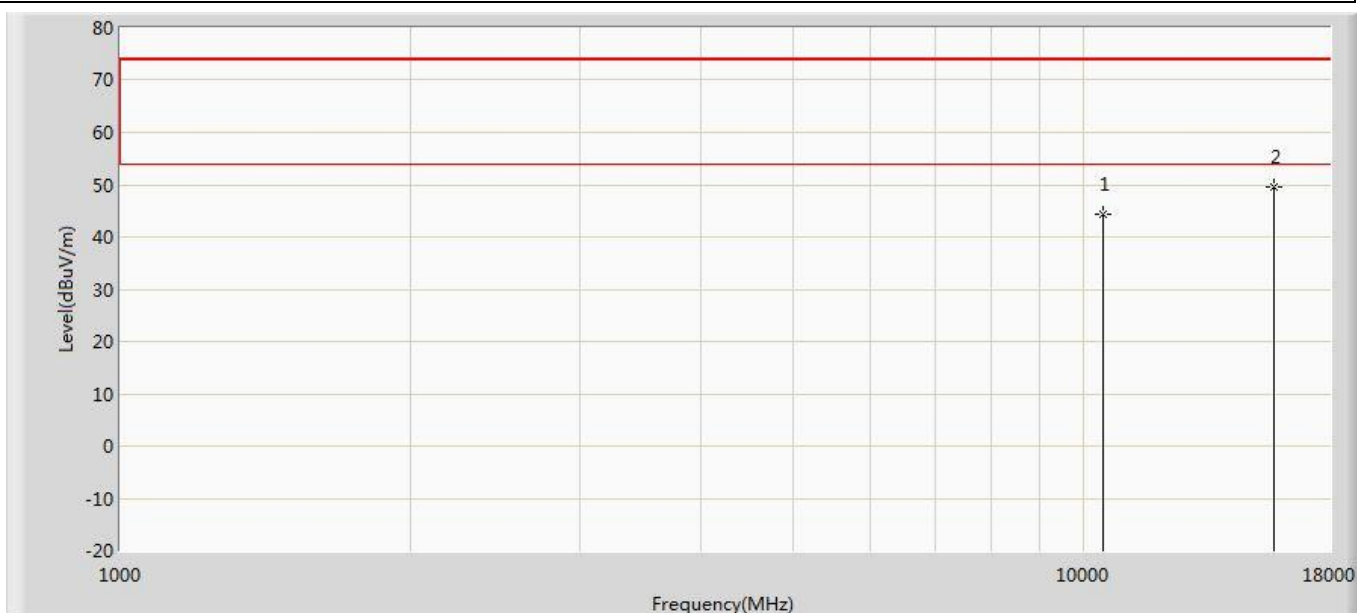
No	Mark	Frequency (MHz)	Measure Level (dBuV/m)	Reading Level (dBuV)	Over Limit (dB)	Limit (dBuV/m)	Factor (dB)	Type
1		10440.000	45.867	33.798	-28.133	74.000	12.070	PK
2	*	15660.000	49.621	32.016	-24.379	74.000	17.605	PK

Profile: 1962097R	Page No.: 117
Engineer: Simon	
Site: AC5	Time: 2019/07/16 - 00:35
Limit: FCC_Part15.209_RE(3m)	Margin: 0
Probe: Horn_3117_00167055(1-18GHz)	Polarity: Horizontal
EUT: Wireless Access Point	Power: AC 120V/60Hz
Note: Mode 1:Transmit at 5240MHz by 802.11a ANT 0	



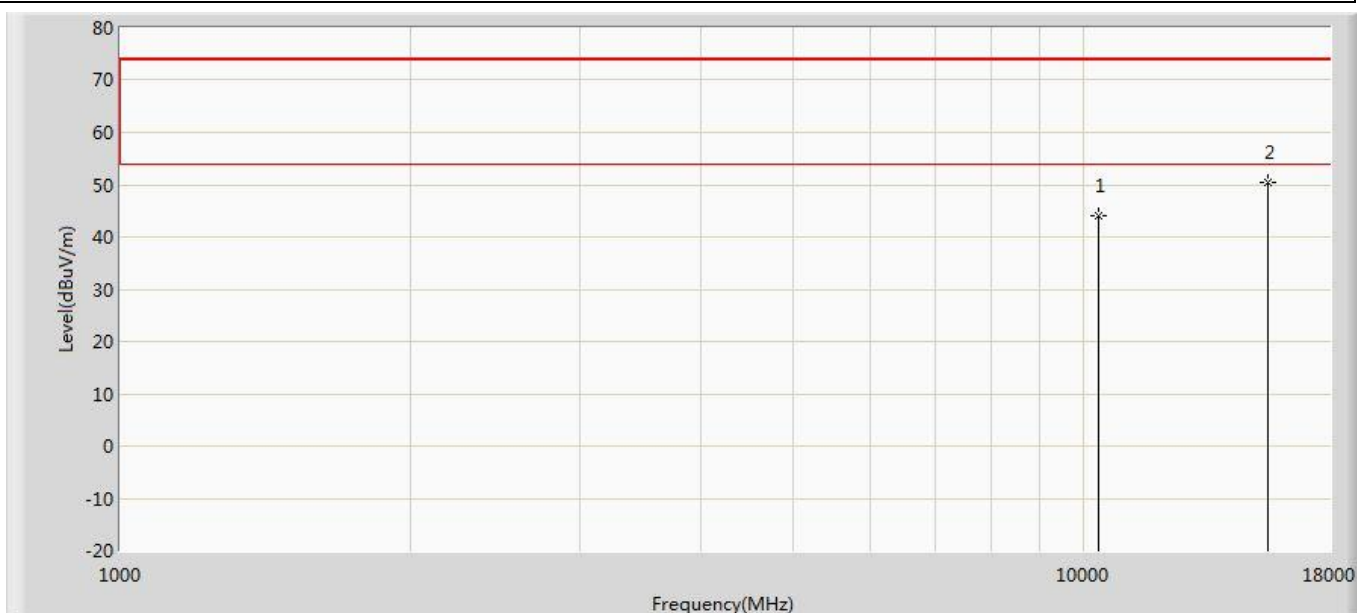
No	Mark	Frequency (MHz)	Measure Level (dBuV/m)	Reading Level (dBuV)	Over Limit (dB)	Limit (dBuV/m)	Factor (dB)	Type
1		10480.000	46.066	33.794	-27.934	74.000	12.272	PK
2	*	15720.000	50.621	32.584	-23.379	74.000	18.038	PK

Profile: 1962097R	Page No.: 118
Engineer: Simon	
Site: AC5	Time: 2019/07/16 - 00:36
Limit: FCC_Part15.209_RE(3m)	Margin: 0
Probe: Horn_3117_00167055(1-18GHz)	Polarity: Vertical
EUT: Wireless Access Point	Power: AC 120V/60Hz
Note: Mode 1:Transmit at 5240MHz by 802.11a ANT 0	



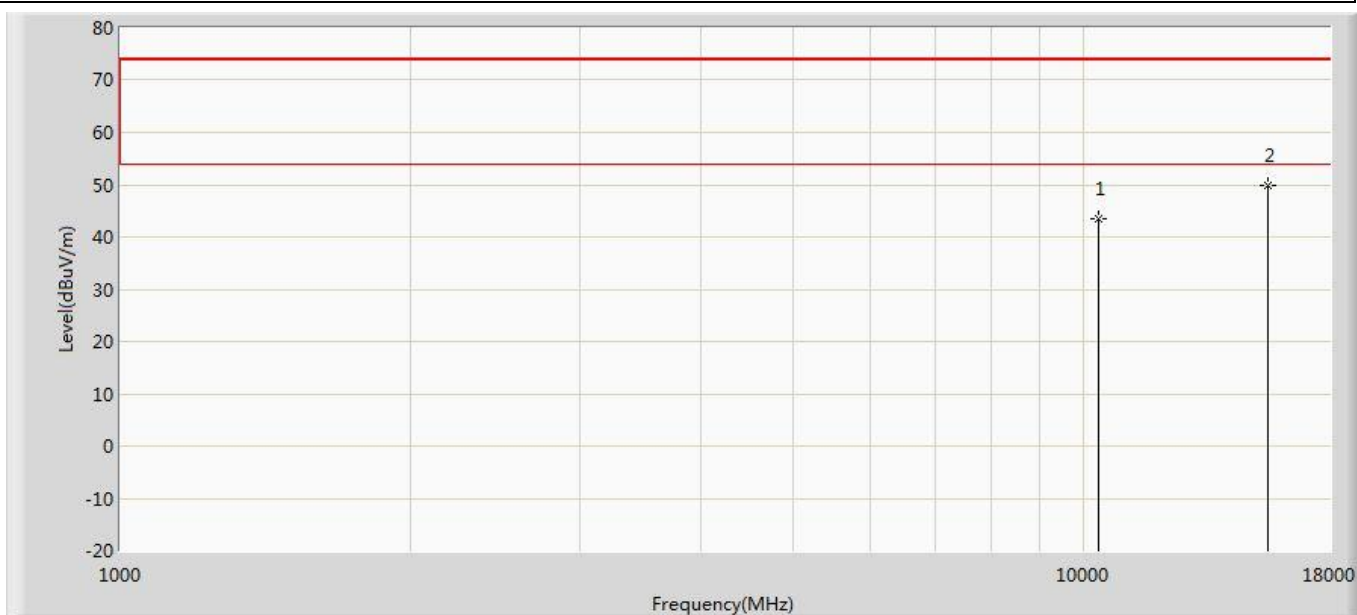
No	Mark	Frequency (MHz)	Measure Level (dBuV/m)	Reading Level (dBuV)	Over Limit (dB)	Limit (dBuV/m)	Factor (dB)	Type
1		10480.000	44.392	32.120	-29.608	74.000	12.272	PK
2	*	15720.000	49.473	31.436	-24.527	74.000	18.038	PK

Profile: 1962097R	Page No.: 241
Engineer: Simon	
Site: AC5	Time: 2019/07/17 - 06:06
Limit: FCC_Part15.209_RE(3m)	Margin: 0
Probe: Horn_3117_00167055(1-18GHz)	Polarity: Horizontal
EUT: Wireless Access Point	Power: AC 120V/60Hz
Note: Mode 1:Transmit at 5180MHz by 802.11a ANT 1	



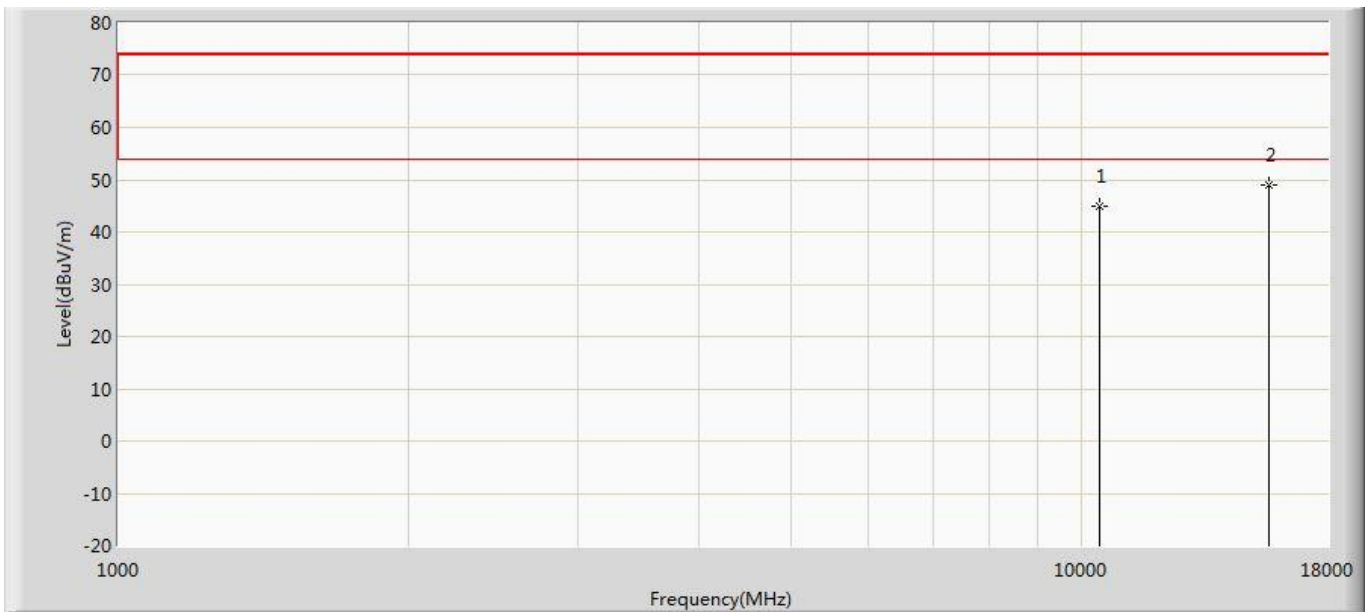
No	Mark	Frequency (MHz)	Measure Level (dBuV/m)	Reading Level (dBuV)	Over Limit (dB)	Limit (dBuV/m)	Factor (dB)	Type
1		10360.000	44.048	32.529	-29.952	74.000	11.519	PK
2	*	15540.000	50.291	32.434	-23.709	74.000	17.857	PK

Profile: 1962097R	Page No.: 242
Engineer: Simon	
Site: AC5	Time: 2019/07/17 - 06:06
Limit: FCC_Part15.209_RE(3m)	Margin: 0
Probe: Horn_3117_00167055(1-18GHz)	Polarity: Vertical
EUT: Wireless Access Point	Power: AC 120V/60Hz
Note: Mode 1:Transmit at 5180MHz by 802.11a ANT 1	



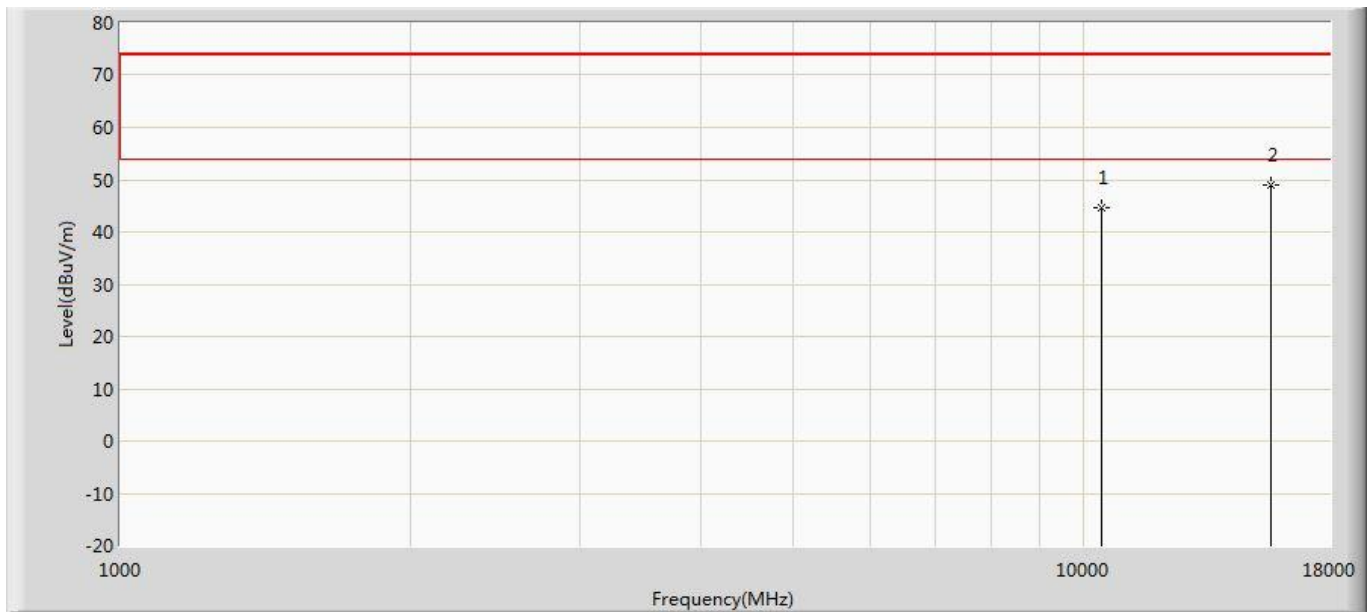
No	Mark	Frequency (MHz)	Measure Level (dBuV/m)	Reading Level (dBuV)	Over Limit (dB)	Limit (dBuV/m)	Factor (dB)	Type
1		10360.000	43.511	31.992	-30.489	74.000	11.519	PK
2	*	15540.000	49.853	31.996	-24.147	74.000	17.857	PK

Profile: 1962097R	Page No.: 243
Engineer: Simon	
Site: AC5	Time: 2019/07/17 - 06:06
Limit: FCC_Part15.209_RE(3m)	Margin: 0
Probe: Horn_3117_00167055(1-18GHz)	Polarity: Horizontal
EUT: Wireless Access Point	Power: AC 120V/60Hz
Note: Mode 1:Transmit at 5220MHz by 802.11a ANT 1	



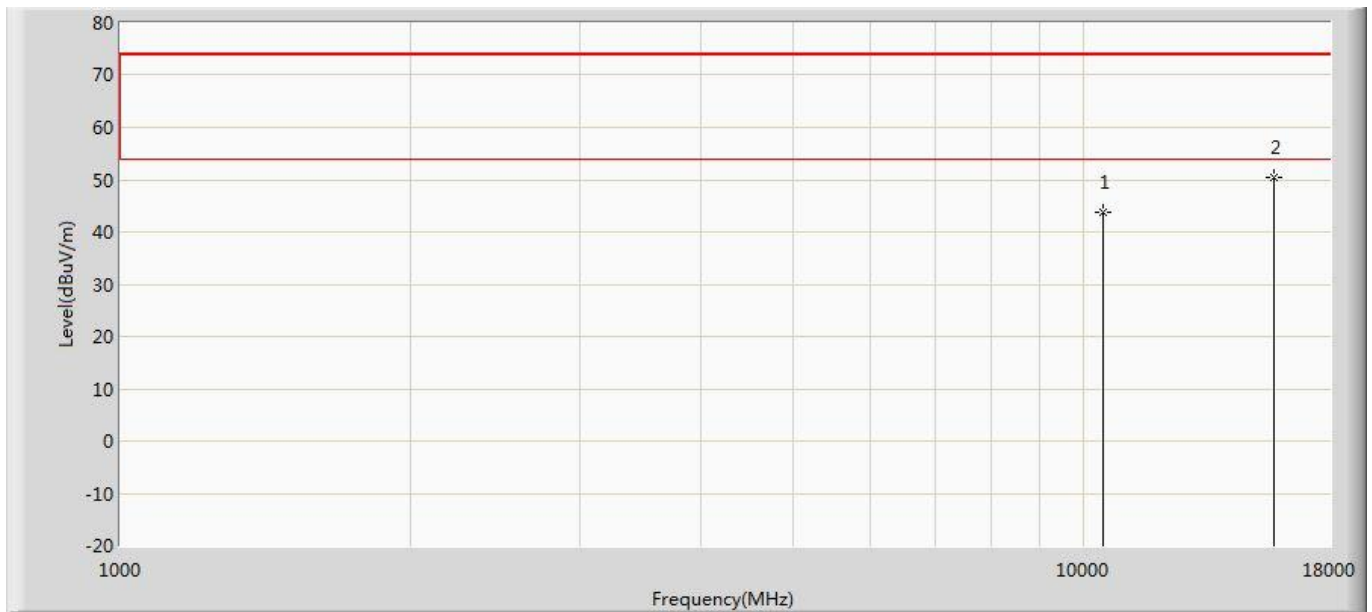
No	Mark	Frequency (MHz)	Measure Level (dBuV/m)	Reading Level (dBuV)	Over Limit (dB)	Limit (dBuV/m)	Factor (dB)	Type
1		10440.000	44.944	32.875	-29.056	74.000	12.070	PK
2	*	15660.000	48.927	31.322	-25.073	74.000	17.605	PK

Profile: 1962097R	Page No.: 244
Engineer: Simon	
Site: AC5	Time: 2019/07/17 - 06:06
Limit: FCC_Part15.209_RE(3m)	Margin: 0
Probe: Horn_3117_00167055(1-18GHz)	Polarity: Vertical
EUT: Wireless Access Point	Power: AC 120V/60Hz
Note: Mode 1:Transmit at 5220MHz by 802.11a ANT 1	



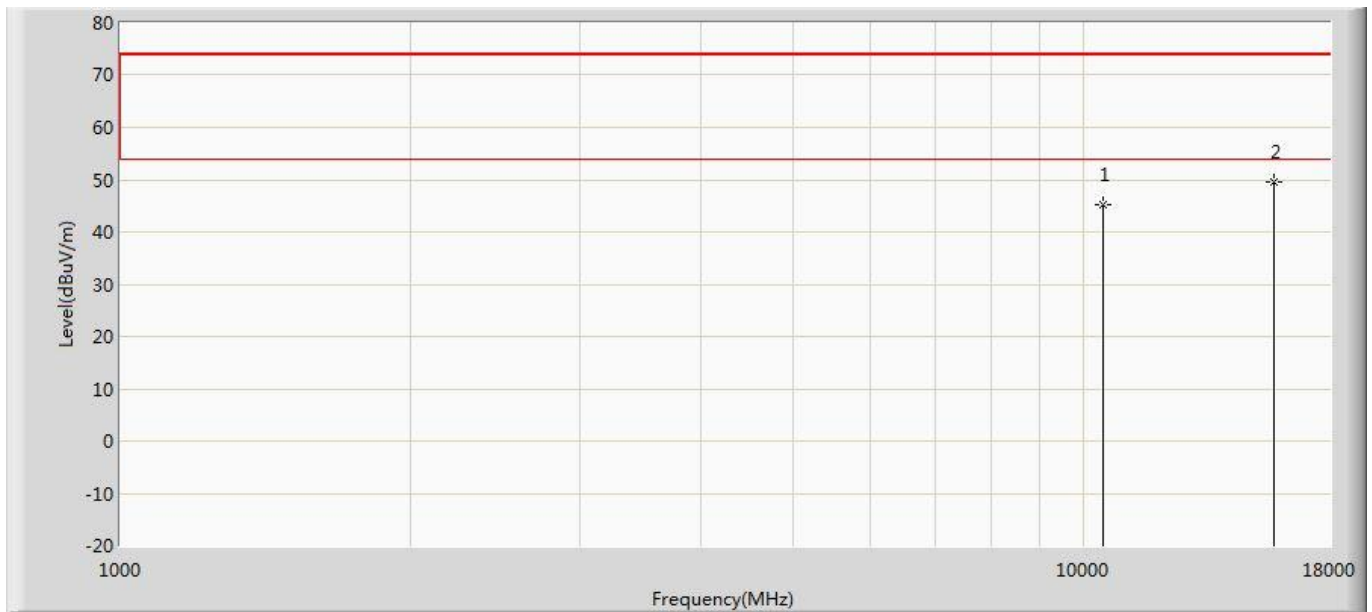
No	Mark	Frequency (MHz)	Measure Level (dBuV/m)	Reading Level (dBuV)	Over Limit (dB)	Limit (dBuV/m)	Factor (dB)	Type
1		10440.000	44.625	32.556	-29.375	74.000	12.070	PK
2	*	15660.000	48.967	31.362	-25.033	74.000	17.605	PK

Profile: 1962097R	Page No.: 245
Engineer: Simon	
Site: AC5	Time: 2019/07/17 - 06:06
Limit: FCC_Part15.209_RE(3m)	Margin: 0
Probe: Horn_3117_00167055(1-18GHz)	Polarity: Horizontal
EUT: Wireless Access Point	Power: AC 120V/60Hz
Note: Mode 1:Transmit at 5240MHz by 802.11a ANT 1	



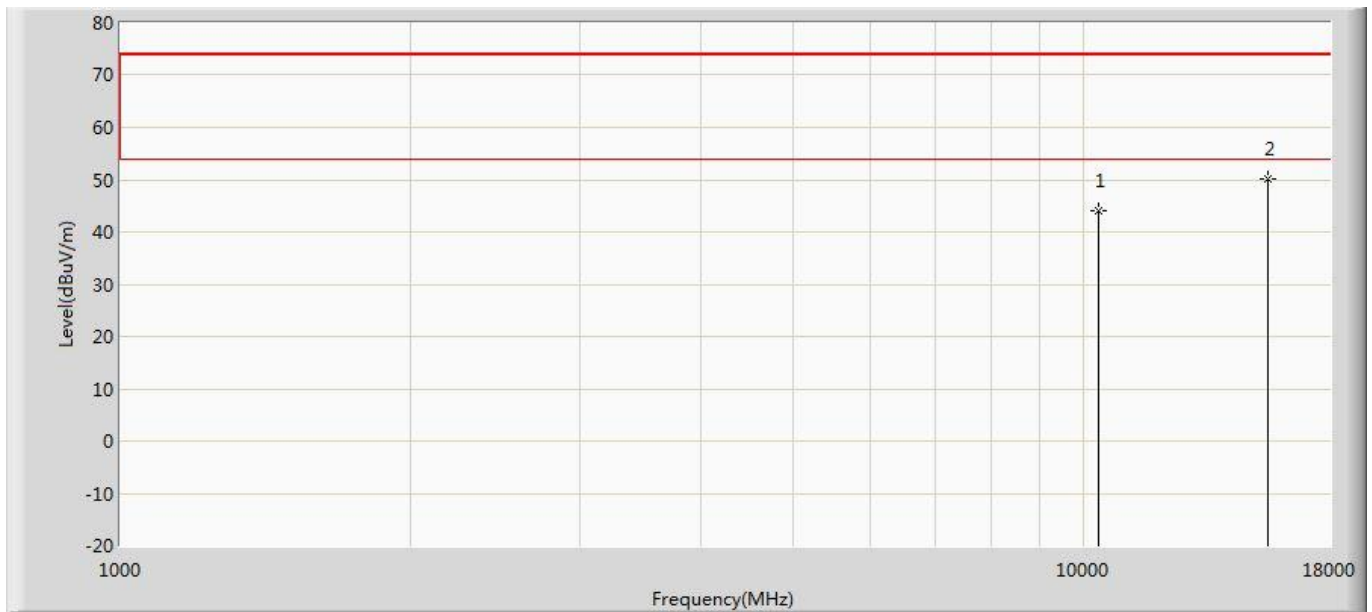
No	Mark	Frequency (MHz)	Measure Level (dBuV/m)	Reading Level (dBuV)	Over Limit (dB)	Limit (dBuV/m)	Factor (dB)	Type
1		10480.000	43.648	31.376	-30.352	74.000	12.272	PK
2	*	15720.000	50.310	32.273	-23.690	74.000	18.038	PK

Profile: 1962097R	Page No.: 246
Engineer: Simon	
Site: AC5	Time: 2019/07/17 - 06:06
Limit: FCC_Part15.209_RE(3m)	Margin: 0
Probe: Horn_3117_00167055(1-18GHz)	Polarity: Vertical
EUT: Wireless Access Point	Power: AC 120V/60Hz
Note: Mode 1:Transmit at 5240MHz by 802.11a ANT 1	



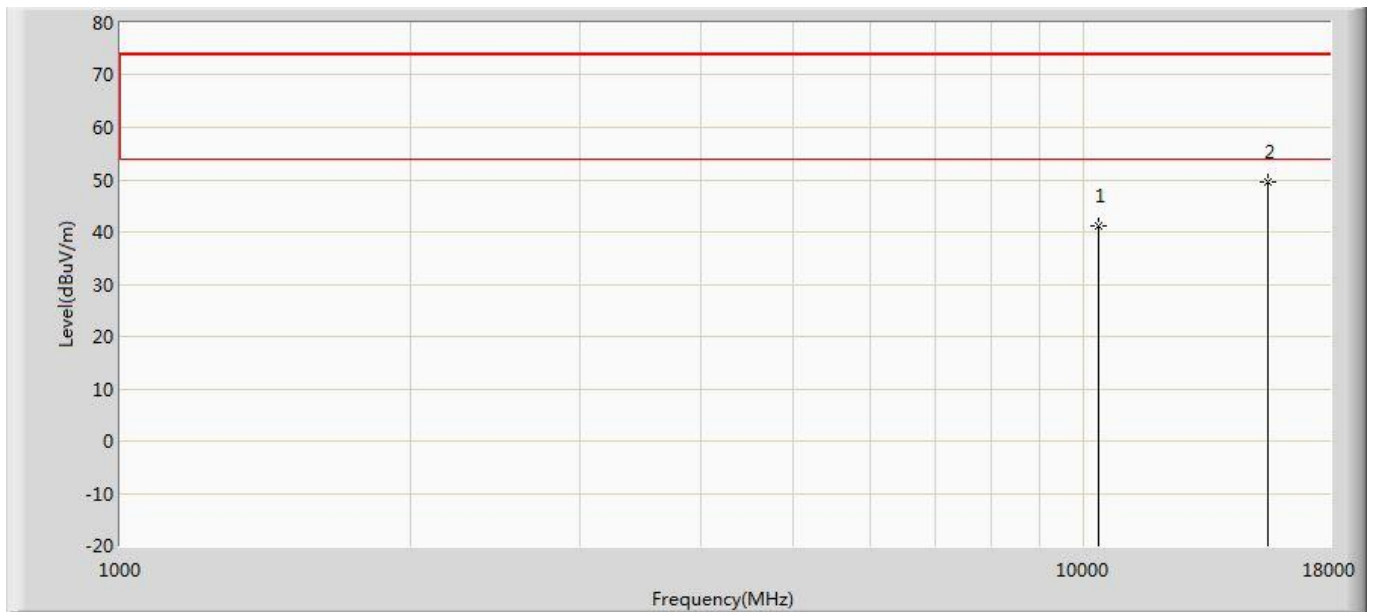
No	Mark	Frequency (MHz)	Measure Level (dBuV/m)	Reading Level (dBuV)	Over Limit (dB)	Limit (dBuV/m)	Factor (dB)	Type
1		10480.000	45.152	32.880	-28.848	74.000	12.272	PK
2	*	15720.000	49.644	31.607	-24.356	74.000	18.038	PK

Profile: 1962097R	Page No.: 247
Engineer: Simon	
Site: AC5	Time: 2019/07/17 - 06:07
Limit: FCC_Part15.209_RE(3m)	Margin: 0
Probe: Horn_3117_00167055(1-18GHz)	Polarity: Horizontal
EUT: Wireless Access Point	Power: AC 120V/60Hz
Note: Mode 1:Transmit at 5180MHz by 802.11a CDD	



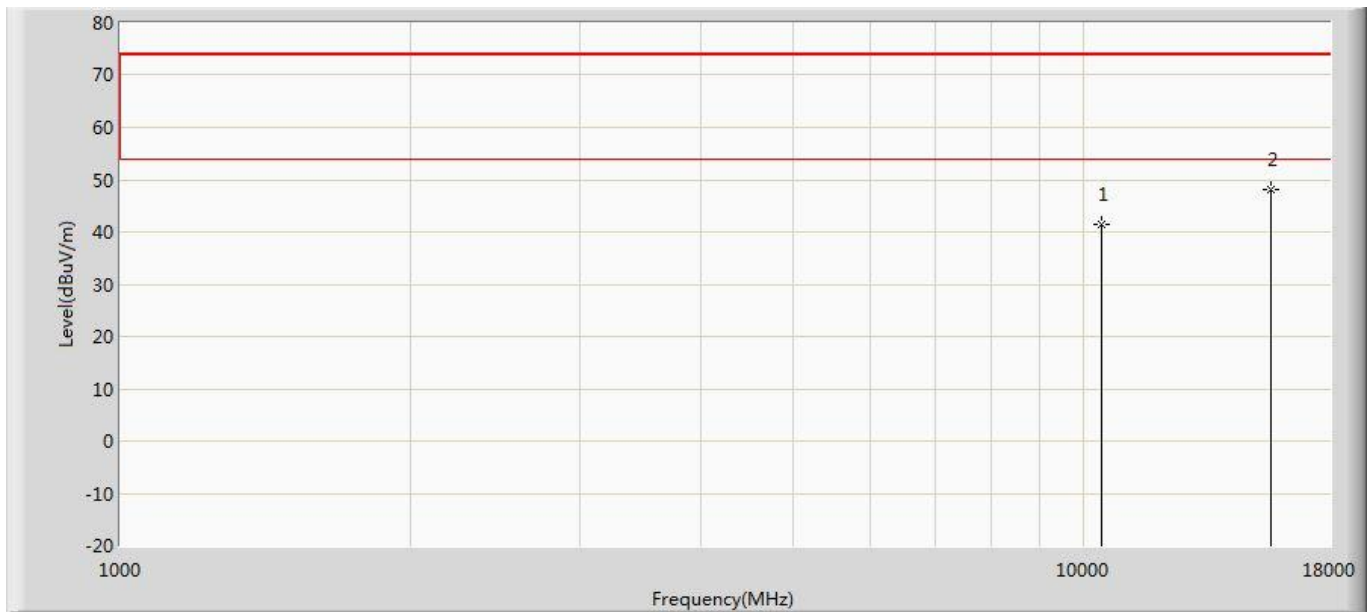
No	Mark	Frequency (MHz)	Measure Level (dBuV/m)	Reading Level (dBuV)	Over Limit (dB)	Limit (dBuV/m)	Factor (dB)	Type
1		10360.000	44.075	32.556	-29.925	74.000	11.519	PK
2	*	15540.000	50.117	32.260	-23.883	74.000	17.857	PK

Profile: 1962097R	Page No.: 248
Engineer: Simon	
Site: AC5	Time: 2019/07/17 - 06:07
Limit: FCC_Part15.209_RE(3m)	Margin: 0
Probe: Horn_3117_00167055(1-18GHz)	Polarity: Vertical
EUT: Wireless Access Point	Power: AC 120V/60Hz
Note: Mode 1:Transmit at 5180MHz by 802.11a CDD	



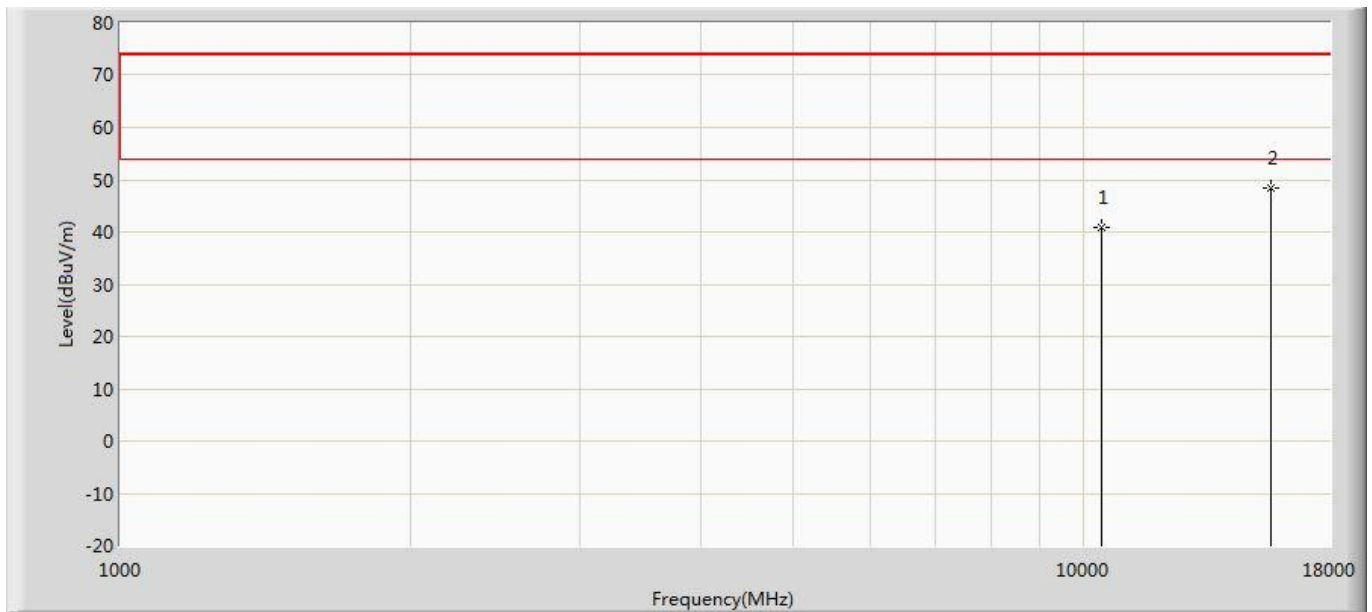
No	Mark	Frequency (MHz)	Measure Level (dBuV/m)	Reading Level (dBuV)	Over Limit (dB)	Limit (dBuV/m)	Factor (dB)	Type
1		10360.000	41.247	29.728	-32.753	74.000	11.519	PK
2	*	15540.000	49.702	31.845	-24.298	74.000	17.857	PK

Profile: 1962097R	Page No.: 249
Engineer: Simon	
Site: AC5	Time: 2019/07/17 - 06:07
Limit: FCC_Part15.209_RE(3m)	Margin: 0
Probe: Horn_3117_00167055(1-18GHz)	Polarity: Horizontal
EUT: Wireless Access Point	Power: AC 120V/60Hz
Note: Mode 1:Transmit at 5220MHz by 802.11a CDD	



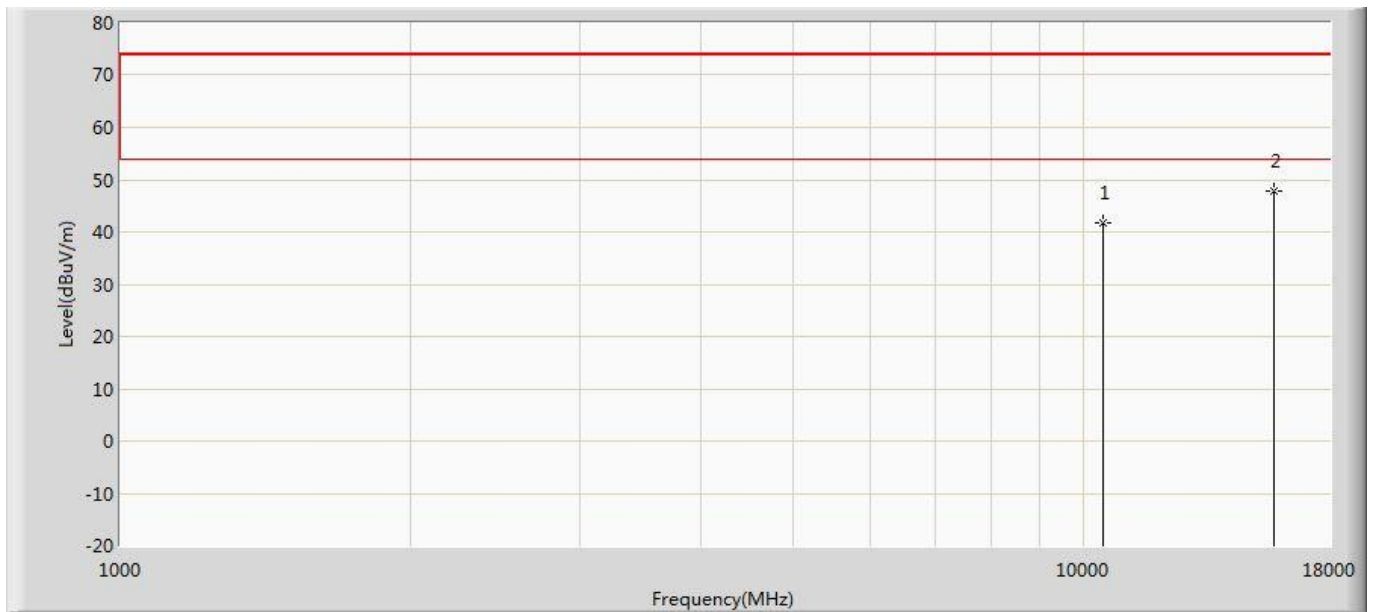
No	Mark	Frequency (MHz)	Measure Level (dBuV/m)	Reading Level (dBuV)	Over Limit (dB)	Limit (dBuV/m)	Factor (dB)	Type
1		10440.000	41.321	29.252	-32.679	74.000	12.070	PK
2	*	15660.000	48.019	30.414	-25.981	74.000	17.605	PK

Profile: 1962097R	Page No.: 250
Engineer: Simon	
Site: AC5	Time: 2019/07/17 - 06:07
Limit: FCC_Part15.209_RE(3m)	Margin: 0
Probe: Horn_3117_00167055(1-18GHz)	Polarity: Vertical
EUT: Wireless Access Point	Power: AC 120V/60Hz
Note: Mode 1:Transmit at 5220MHz by 802.11a CDD	



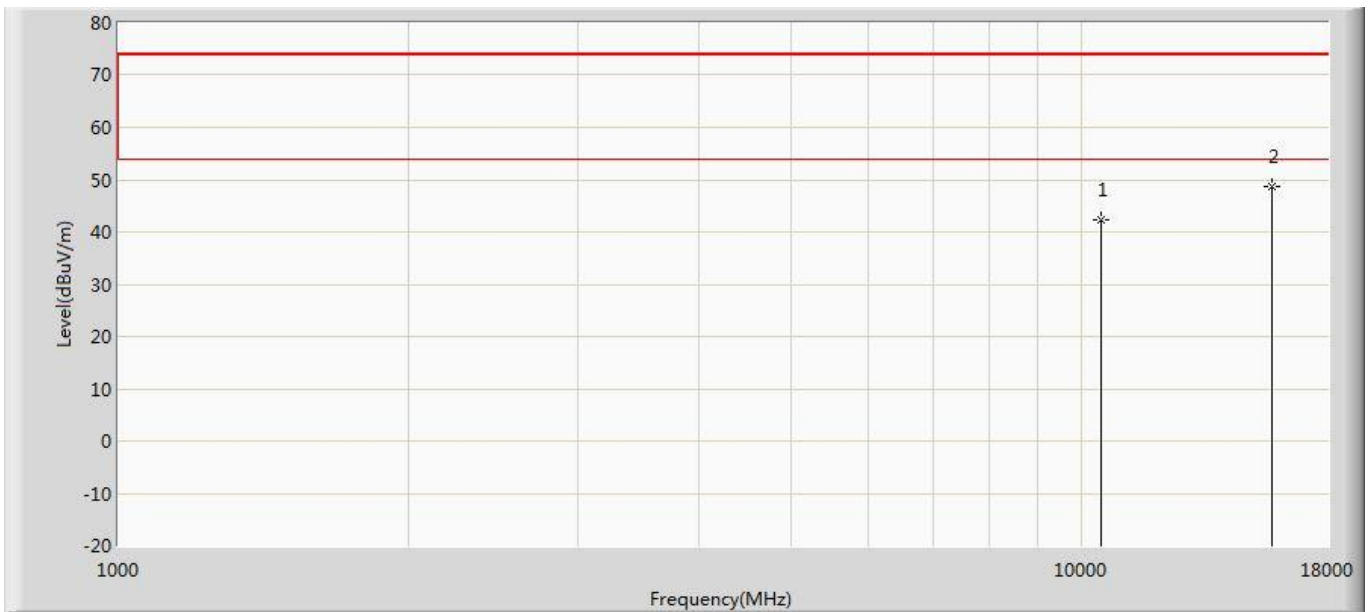
No	Mark	Frequency (MHz)	Measure Level (dBuV/m)	Reading Level (dBuV)	Over Limit (dB)	Limit (dBuV/m)	Factor (dB)	Type
1		10440.000	41.007	28.938	-32.993	74.000	12.070	PK
2	*	15660.000	48.354	30.749	-25.646	74.000	17.605	PK

Profile: 1962097R	Page No.: 251
Engineer: Simon	
Site: AC5	Time: 2019/07/17 - 06:07
Limit: FCC_Part15.209_RE(3m)	Margin: 0
Probe: Horn_3117_00167055(1-18GHz)	Polarity: Horizontal
EUT: Wireless Access Point	Power: AC 120V/60Hz
Note: Mode 1:Transmit at 5240MHz by 802.11a CDD	



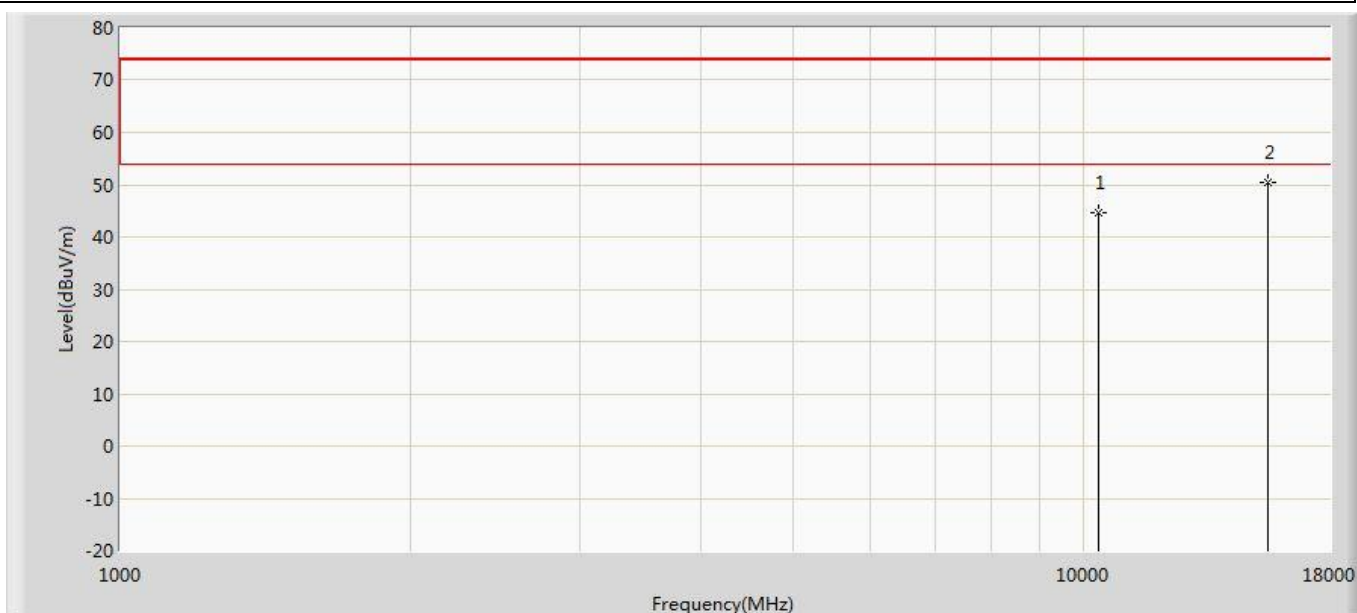
No	Mark	Frequency (MHz)	Measure Level (dBuV/m)	Reading Level (dBuV)	Over Limit (dB)	Limit (dBuV/m)	Factor (dB)	Type
1		10480.000	41.809	29.537	-32.191	74.000	12.272	PK
2	*	15720.000	47.929	29.892	-26.071	74.000	18.038	PK

Profile: 1962097R	Page No.: 252
Engineer: Simon	
Site: AC5	Time: 2019/07/17 - 06:07
Limit: FCC_Part15.209_RE(3m)	Margin: 0
Probe: Horn_3117_00167055(1-18GHz)	Polarity: Vertical
EUT: Wireless Access Point	Power: AC 120V/60Hz
Note: Mode 1:Transmit at 5240MHz by 802.11a CDD	



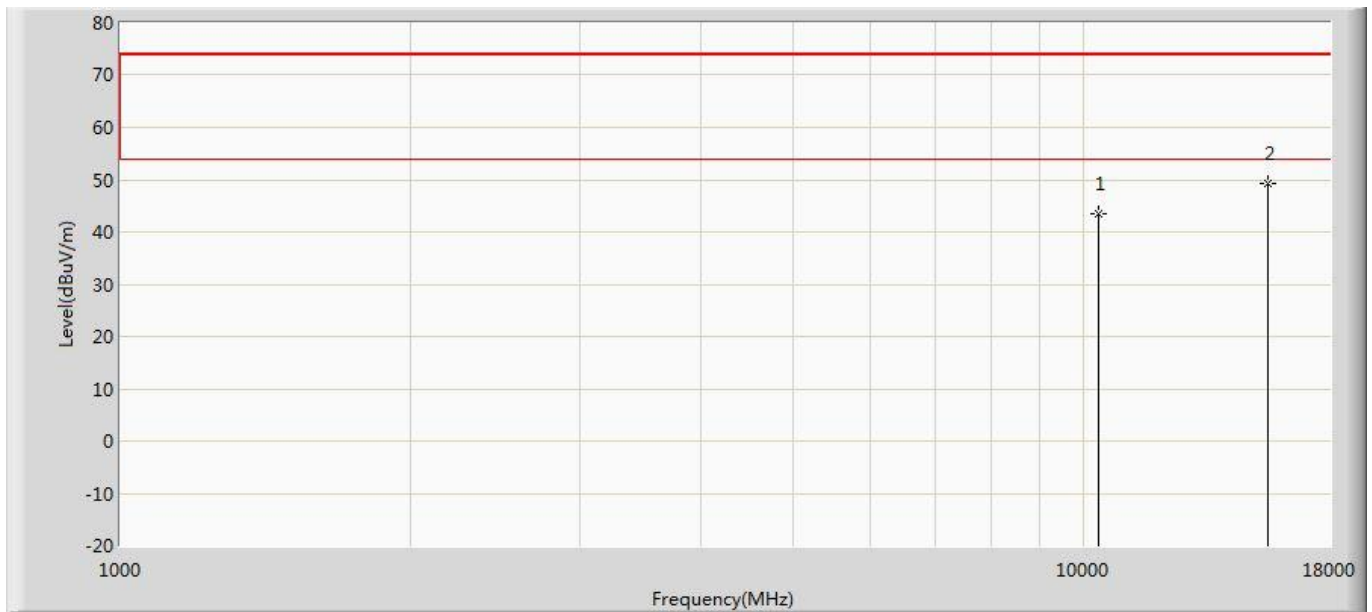
No	Mark	Frequency (MHz)	Measure Level (dBuV/m)	Reading Level (dBuV)	Over Limit (dB)	Limit (dBuV/m)	Factor (dB)	Type
1		10480.000	42.443	30.171	-31.557	74.000	12.272	PK
2	*	15720.000	48.775	30.738	-25.225	74.000	18.038	PK

Profile: 1962097R	Page No.: 125
Engineer: Simon	
Site: AC5	Time: 2019/07/16 - 00:36
Limit: FCC_Part15.209_RE(3m)	Margin: 0
Probe: Horn_3117_00167055(1-18GHz)	Polarity: Horizontal
EUT: Wireless Access Point	Power: AC 120V/60Hz
Note: Mode 2:Transmit at 5180MHz by 802.11n (20MHz) ANT 0	



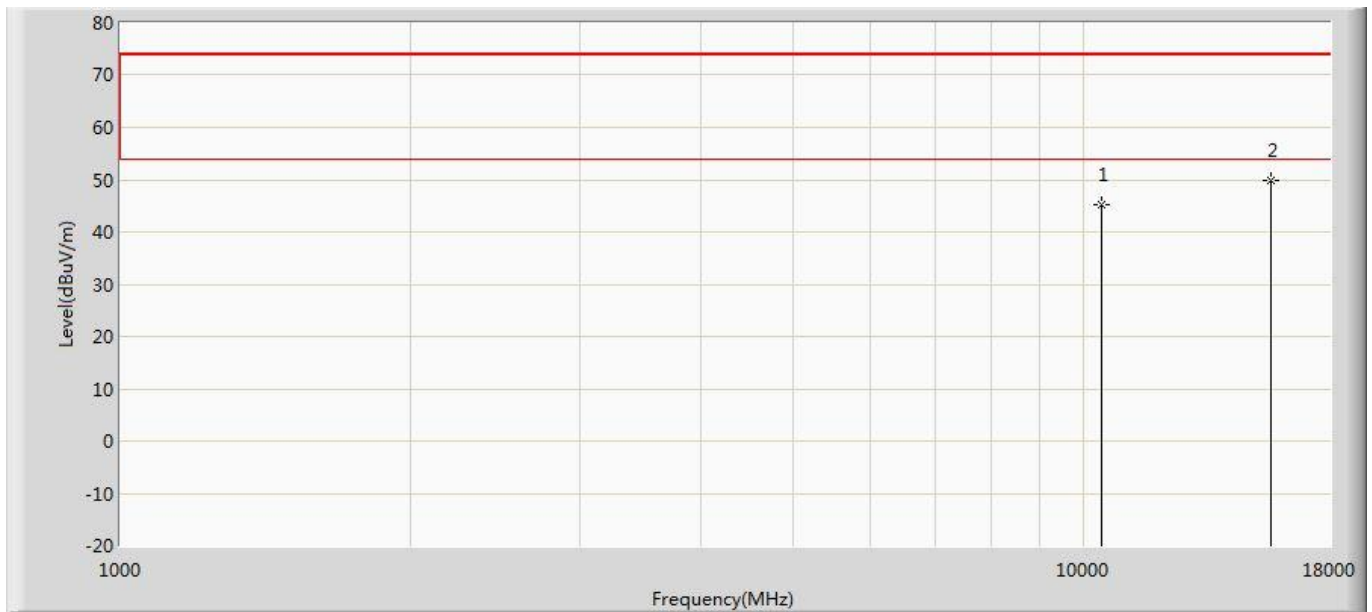
No	Mark	Frequency (MHz)	Measure Level (dBuV/m)	Reading Level (dBuV)	Over Limit (dB)	Limit (dBuV/m)	Factor (dB)	Type
1		10360.000	44.557	33.038	-29.443	74.000	11.519	PK
2	*	15540.000	50.361	32.504	-23.639	74.000	17.857	PK

Profile: 1962097R	Page No.: 126
Engineer: Simon	
Site: AC5	Time: 2019/07/16 - 00:37
Limit: FCC_Part15.209_RE(3m)	Margin: 0
Probe: Horn_3117_00167055(1-18GHz)	Polarity: Vertical
EUT: Wireless Access Point	Power: AC 120V/60Hz
Note: Mode 2:Transmit at 5180MHz by 802.11n (20MHz) ANT 0	



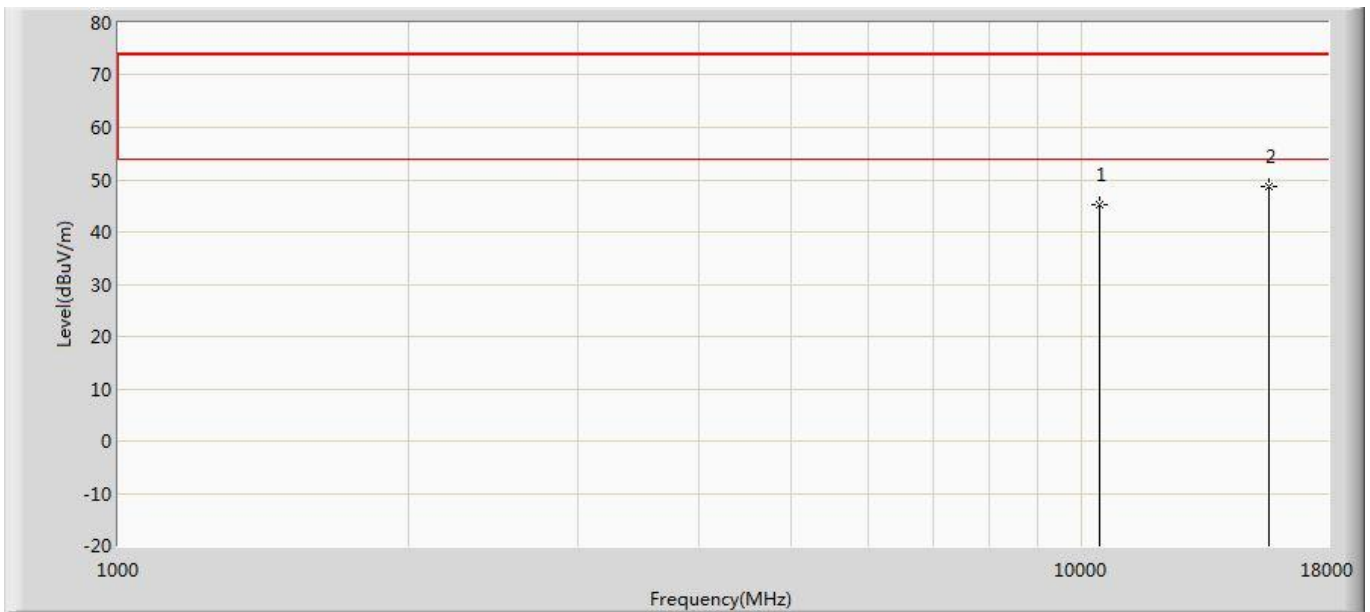
No	Mark	Frequency (MHz)	Measure Level (dBuV/m)	Reading Level (dBuV)	Over Limit (dB)	Limit (dBuV/m)	Factor (dB)	Type
1		10360.000	43.522	32.003	-30.478	74.000	11.519	PK
2	*	15540.000	49.408	31.551	-24.592	74.000	17.857	PK

Profile: 1962097R	Page No.: 127
Engineer: Simon	
Site: AC5	Time: 2019/07/16 - 00:37
Limit: FCC_Part15.209_RE(3m)	Margin: 0
Probe: Horn_3117_00167055(1-18GHz)	Polarity: Horizontal
EUT: Wireless Access Point	Power: AC 120V/60Hz
Note: Mode 2:Transmit at 5220MHz by 802.11n (20MHz) ANT 0	



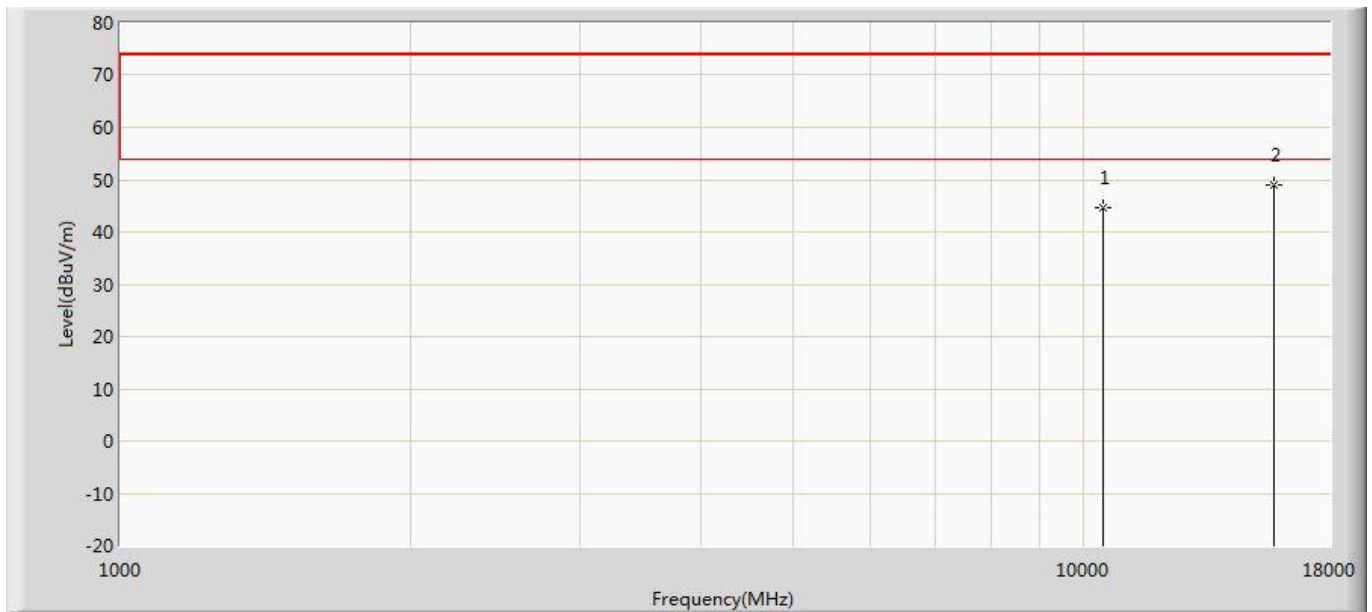
No	Mark	Frequency (MHz)	Measure Level (dBuV/m)	Reading Level (dBuV)	Over Limit (dB)	Limit (dBuV/m)	Factor (dB)	Type
1		10440.000	45.294	33.225	-28.706	74.000	12.070	PK
2	*	15660.000	49.778	32.173	-24.222	74.000	17.605	PK

Profile: 1962097R	Page No.: 128
Engineer: Simon	
Site: AC5	Time: 2019/07/16 - 00:37
Limit: FCC_Part15.209_RE(3m)	Margin: 0
Probe: Horn_3117_00167055(1-18GHz)	Polarity: Vertical
EUT: Wireless Access Point	Power: AC 120V/60Hz
Note: Mode 2:Transmit at 5220MHz by 802.11n (20MHz) ANT 0	



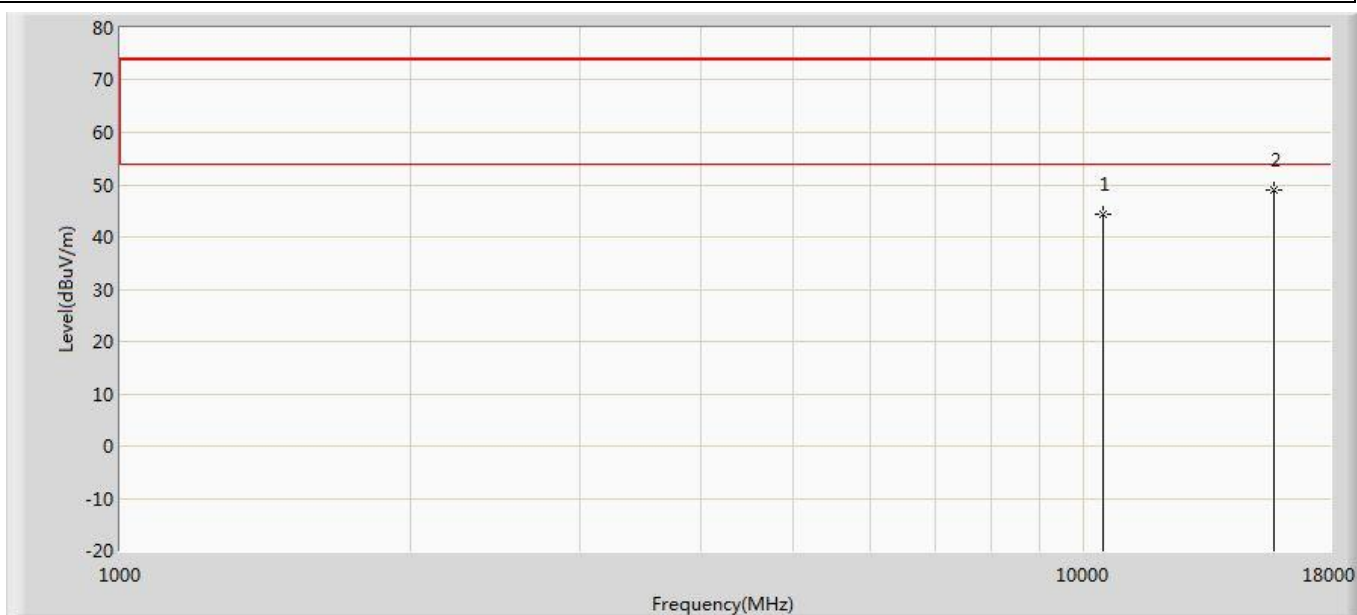
No	Mark	Frequency (MHz)	Measure Level (dBuV/m)	Reading Level (dBuV)	Over Limit (dB)	Limit (dBuV/m)	Factor (dB)	Type
1		10440.000	45.325	33.256	-28.675	74.000	12.070	PK
2	*	15660.000	48.809	31.204	-25.191	74.000	17.605	PK

Profile: 1962097R	Page No.: 129
Engineer: Simon	
Site: AC5	Time: 2019/07/16 - 00:37
Limit: FCC_Part15.209_RE(3m)	Margin: 0
Probe: Horn_3117_00167055(1-18GHz)	Polarity: Horizontal
EUT: Wireless Access Point	Power: AC 120V/60Hz
Note: Mode 2:Transmit at 5240MHz by 802.11n (20MHz) ANT 0	



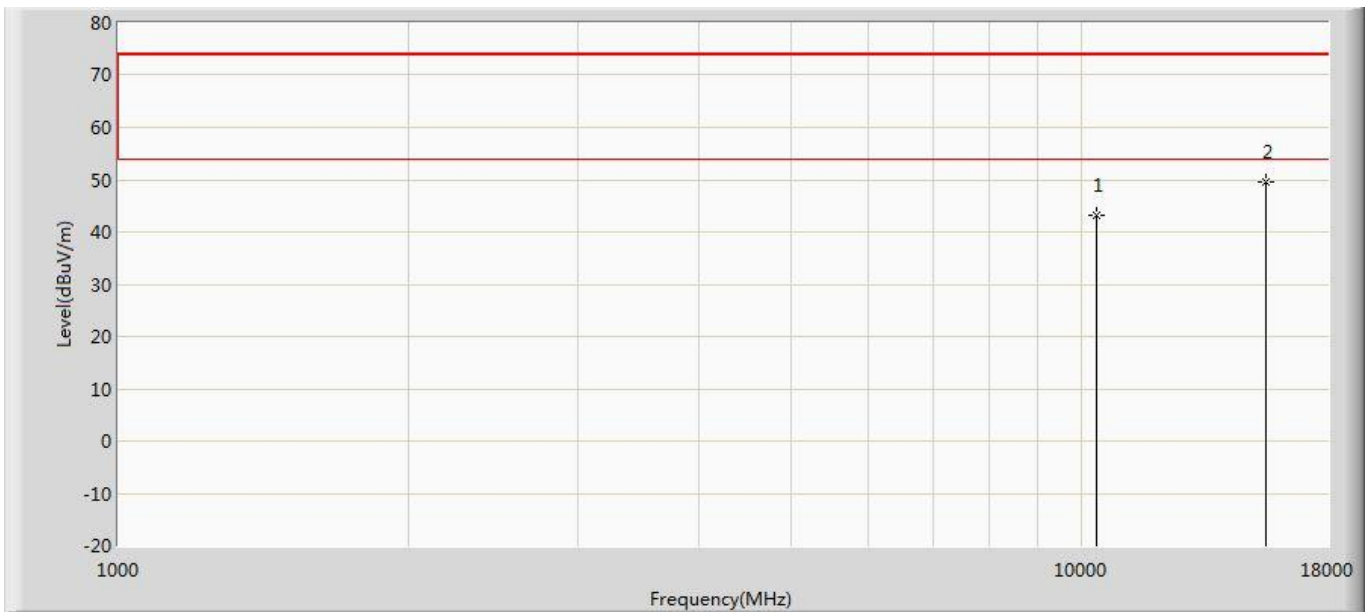
No	Mark	Frequency (MHz)	Measure Level (dBuV/m)	Reading Level (dBuV)	Over Limit (dB)	Limit (dBuV/m)	Factor (dB)	Type
1		10480.000	44.531	32.259	-29.469	74.000	12.272	PK
2	*	15720.000	49.003	30.966	-24.997	74.000	18.038	PK

Profile: 1962097R	Page No.: 130
Engineer: Simon	
Site: AC5	Time: 2019/07/16 - 00:37
Limit: FCC_Part15.209_RE(3m)	Margin: 0
Probe: Horn_3117_00167055(1-18GHz)	Polarity: Vertical
EUT: Wireless Access Point	Power: AC 120V/60Hz
Note: Mode 2:Transmit at 5240MHz by 802.11n (20MHz) ANT 0	



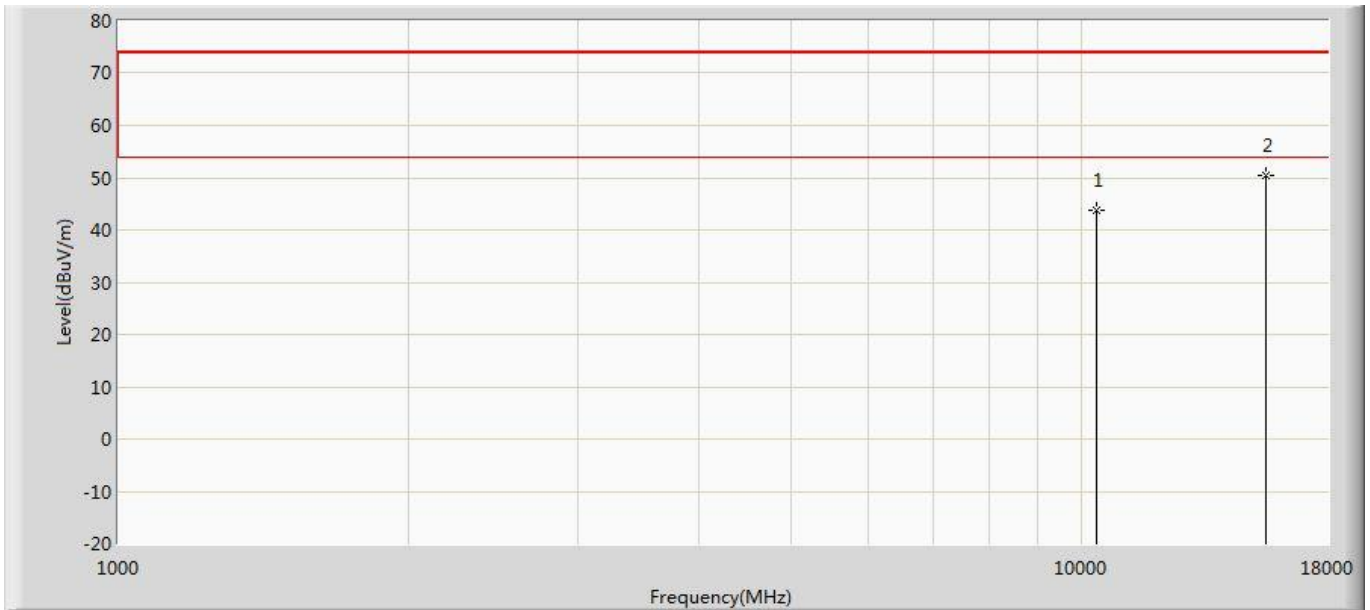
No	Mark	Frequency (MHz)	Measure Level (dBuV/m)	Reading Level (dBuV)	Over Limit (dB)	Limit (dBuV/m)	Factor (dB)	Type
1		10480.000	44.251	31.979	-29.749	74.000	12.272	PK
2	*	15720.000	49.032	30.995	-24.968	74.000	18.038	PK

Profile: 1962097R	Page No.: 253
Engineer: Simon	
Site: AC5	Time: 2019/07/17 - 06:07
Limit: FCC_Part15.209_RE(3m)	Margin: 0
Probe: Horn_3117_00167055(1-18GHz)	Polarity: Horizontal
EUT: Wireless Access Point	Power: AC 120V/60Hz
Note: Mode 2:Transmit at 5180MHz by 802.11n (20MHz) ANT 1	



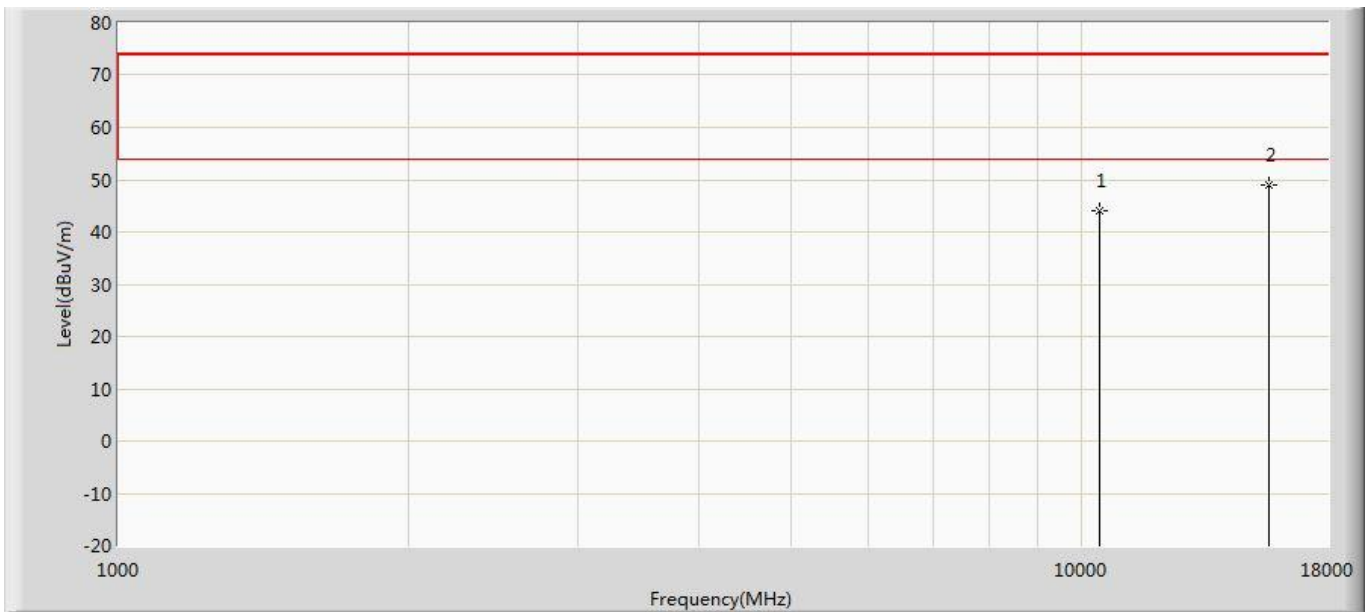
No	Mark	Frequency (MHz)	Measure Level (dBuV/m)	Reading Level (dBuV)	Over Limit (dB)	Limit (dBuV/m)	Factor (dB)	Type
1		10360.000	43.161	31.642	-30.839	74.000	11.519	PK
2	*	15540.000	49.487	31.630	-24.513	74.000	17.857	PK

Profile: 1962097R	Page No.: 254
Engineer: Simon	
Site: AC5	Time: 2019/07/17 - 06:07
Limit: FCC_Part15.209_RE(3m)	Margin: 0
Probe: Horn_3117_00167055(1-18GHz)	Polarity: Vertical
EUT: Wireless Access Point	Power: AC 120V/60Hz
Note: Mode 2:Transmit at 5180MHz by 802.11n (20MHz) ANT 1	



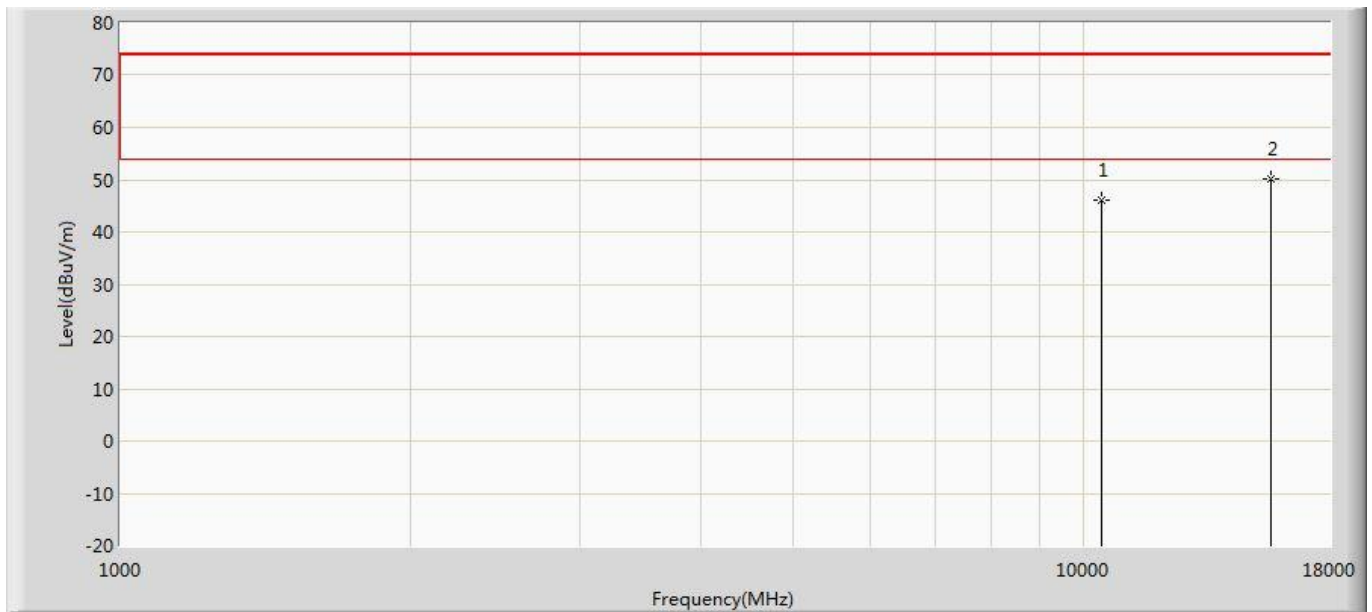
No	Mark	Frequency (MHz)	Measure Level (dBuV/m)	Reading Level (dBuV)	Over Limit (dB)	Limit (dBuV/m)	Factor (dB)	Type
1		10360.000	43.889	32.370	-30.111	74.000	11.519	PK
2	*	15540.000	50.333	32.476	-23.667	74.000	17.857	PK

Profile: 1962097R	Page No.: 255
Engineer: Simon	
Site: AC5	Time: 2019/07/17 - 06:07
Limit: FCC_Part15.209_RE(3m)	Margin: 0
Probe: Horn_3117_00167055(1-18GHz)	Polarity: Horizontal
EUT: Wireless Access Point	Power: AC 120V/60Hz
Note: Mode 2:Transmit at 5220MHz by 802.11n (20MHz) ANT 1	



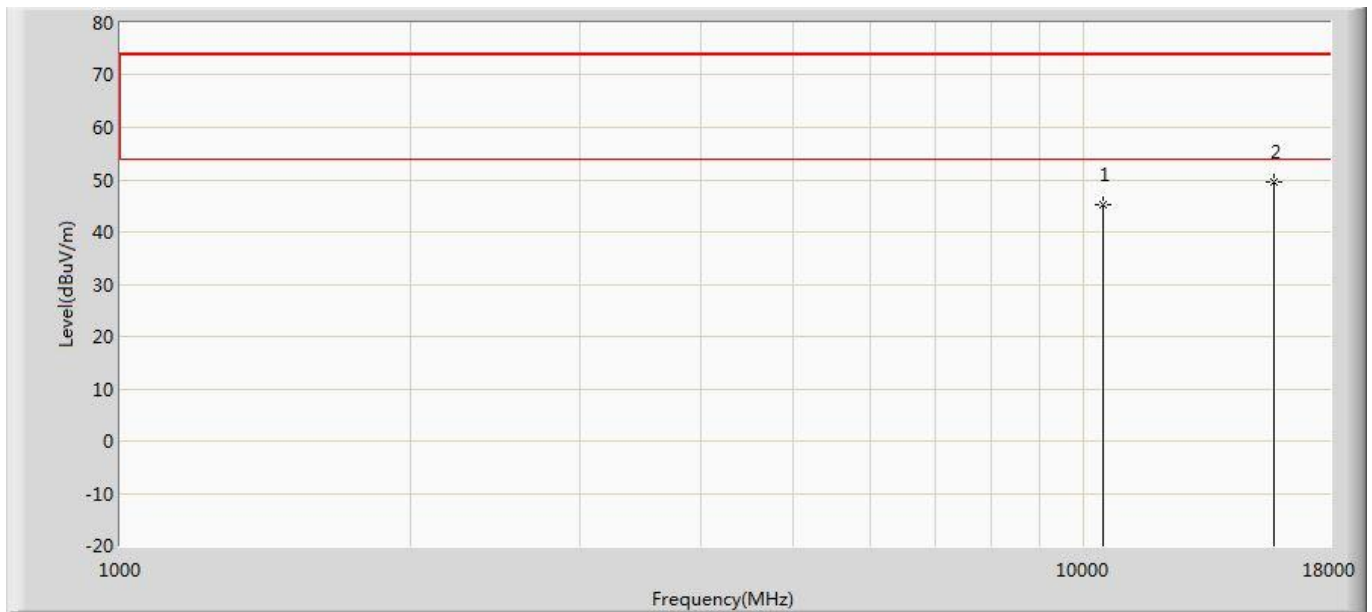
No	Mark	Frequency (MHz)	Measure Level (dBuV/m)	Reading Level (dBuV)	Over Limit (dB)	Limit (dBuV/m)	Factor (dB)	Type
1		10440.000	44.122	32.053	-29.878	74.000	12.070	PK
2	*	15660.000	49.044	31.439	-24.956	74.000	17.605	PK

Profile: 1962097R	Page No.: 256
Engineer: Simon	
Site: AC5	Time: 2019/07/17 - 06:07
Limit: FCC_Part15.209_RE(3m)	Margin: 0
Probe: Horn_3117_00167055(1-18GHz)	Polarity: Vertical
EUT: Wireless Access Point	Power: AC 120V/60Hz
Note: Mode 2:Transmit at 5220MHz by 802.11n (20MHz) ANT 1	



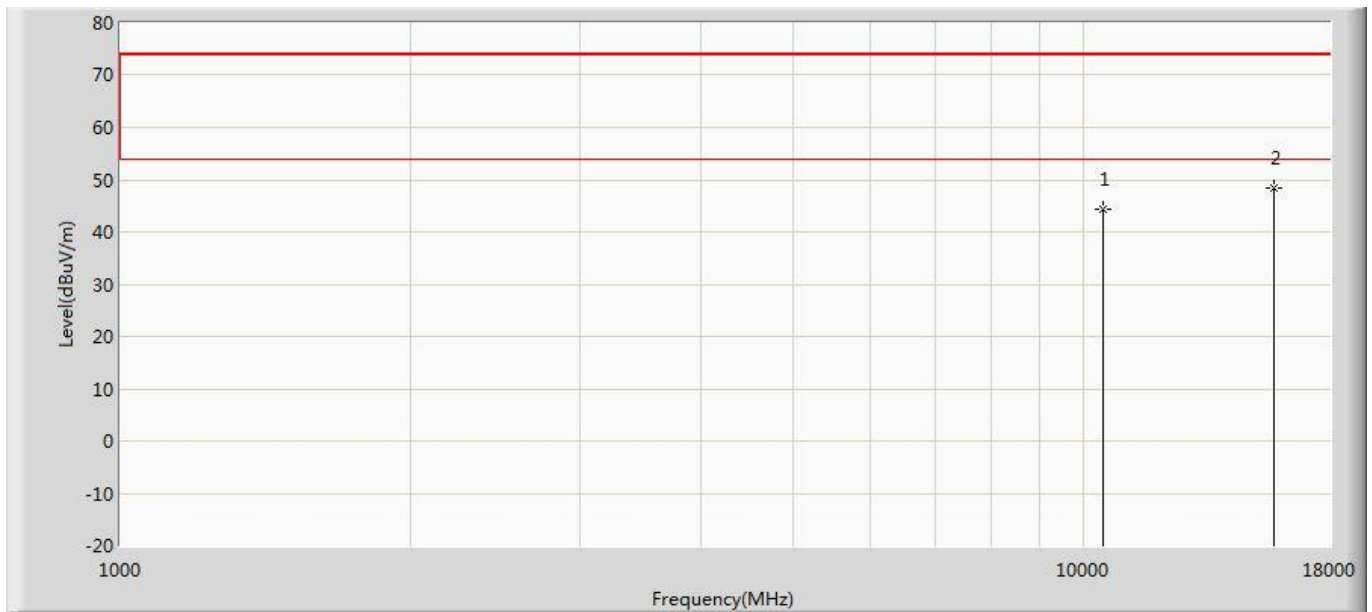
No	Mark	Frequency (MHz)	Measure Level (dBuV/m)	Reading Level (dBuV)	Over Limit (dB)	Limit (dBuV/m)	Factor (dB)	Type
1		10440.000	46.121	34.052	-27.879	74.000	12.070	PK
2	*	15660.000	50.124	32.519	-23.876	74.000	17.605	PK

Profile: 1962097R	Page No.: 257
Engineer: Simon	
Site: AC5	Time: 2019/07/17 - 06:07
Limit: FCC_Part15.209_RE(3m)	Margin: 0
Probe: Horn_3117_00167055(1-18GHz)	Polarity: Horizontal
EUT: Wireless Access Point	Power: AC 120V/60Hz
Note: Mode 2:Transmit at 5240MHz by 802.11n (20MHz) ANT 1	



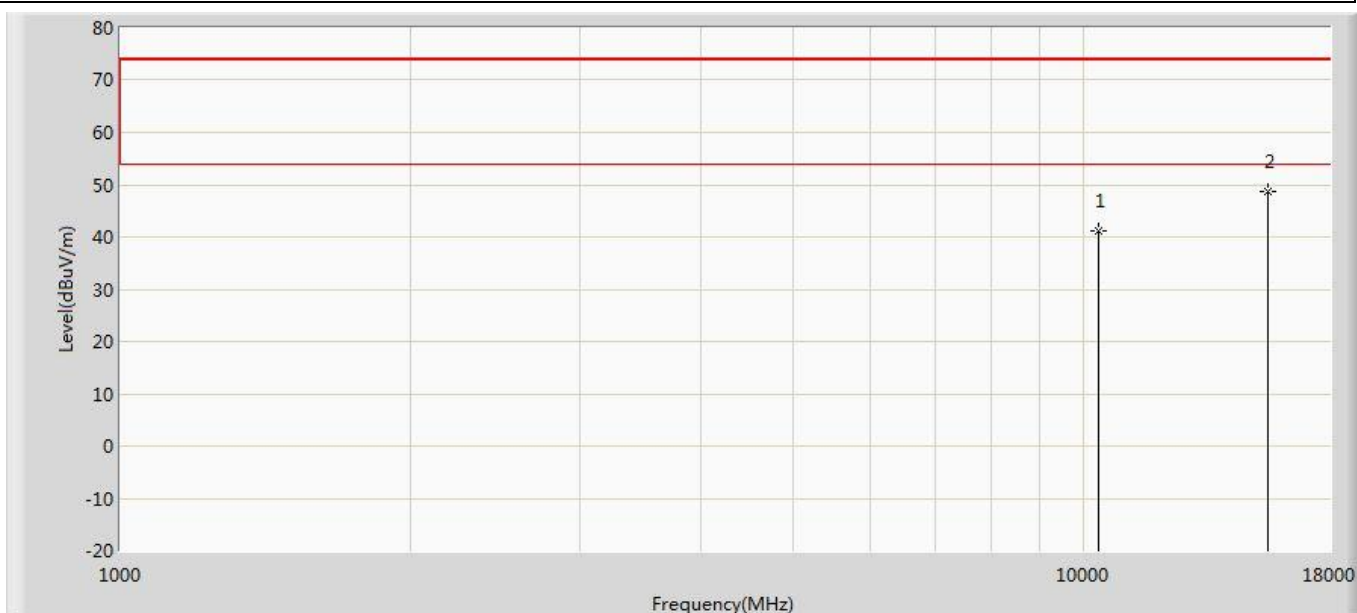
No	Mark	Frequency (MHz)	Measure Level (dBuV/m)	Reading Level (dBuV)	Over Limit (dB)	Limit (dBuV/m)	Factor (dB)	Type
1		10480.000	45.312	33.040	-28.688	74.000	12.272	PK
2	*	15720.000	49.466	31.429	-24.534	74.000	18.038	PK

Profile: 1962097R	Page No.: 258
Engineer: Simon	
Site: AC5	Time: 2019/07/17 - 06:08
Limit: FCC_Part15.209_RE(3m)	Margin: 0
Probe: Horn_3117_00167055(1-18GHz)	Polarity: Vertical
EUT: Wireless Access Point	Power: AC 120V/60Hz
Note: Mode 2:Transmit at 5240MHz by 802.11n (20MHz) ANT 1	



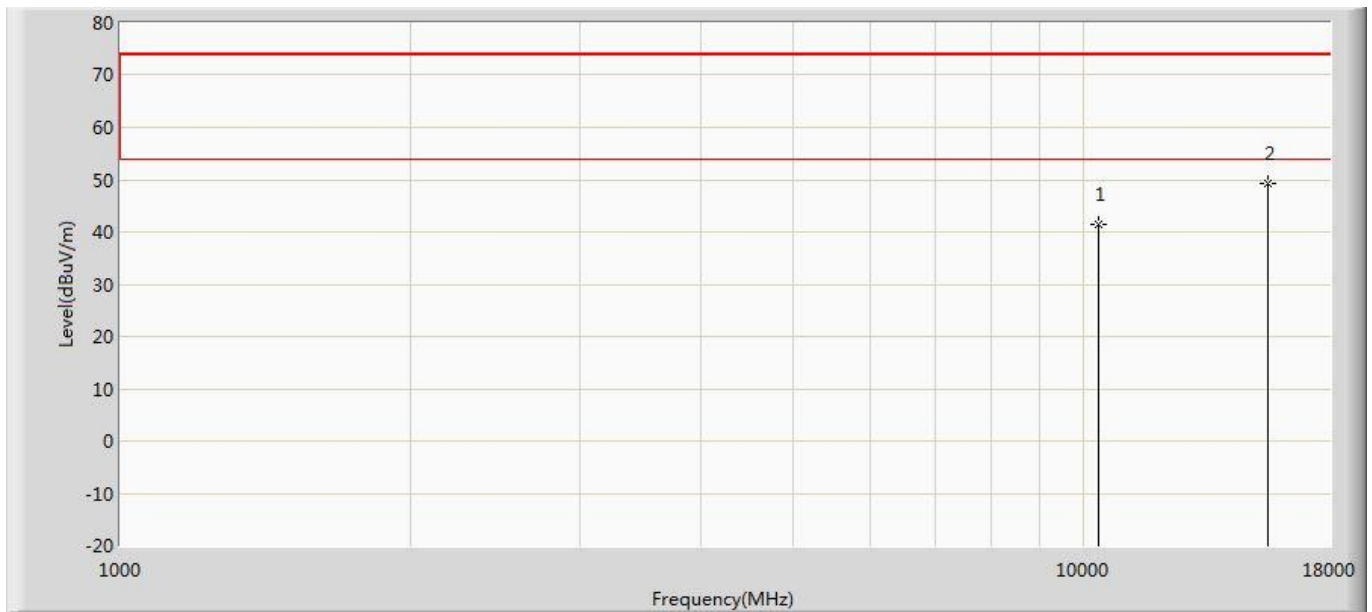
No	Mark	Frequency (MHz)	Measure Level (dBuV/m)	Reading Level (dBuV)	Over Limit (dB)	Limit (dBuV/m)	Factor (dB)	Type
1		10480.000	44.432	32.160	-29.568	74.000	12.272	PK
2	*	15720.000	48.522	30.485	-25.478	74.000	18.038	PK

Profile: 1962097R	Page No.: 259
Engineer: Simon	
Site: AC5	Time: 2019/07/17 - 06:08
Limit: FCC_Part15.209_RE(3m)	Margin: 0
Probe: Horn_3117_00167055(1-18GHz)	Polarity: Horizontal
EUT: Wireless Access Point	Power: AC 120V/60Hz
Note: Mode 2:Transmit at 5180MHz by 802.11n (20MHz) CDD	



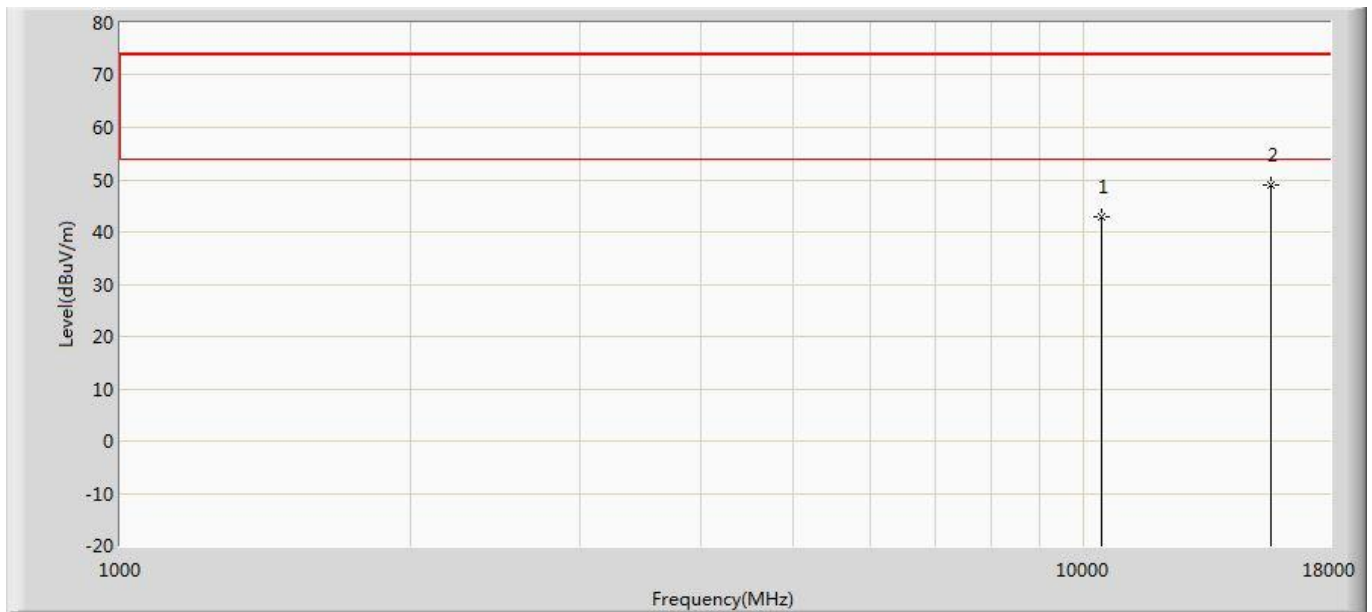
No	Mark	Frequency (MHz)	Measure Level (dBuV/m)	Reading Level (dBuV)	Over Limit (dB)	Limit (dBuV/m)	Factor (dB)	Type
1		10360.000	41.106	29.587	-32.894	74.000	11.519	PK
2	*	15540.000	48.819	30.962	-25.181	74.000	17.857	PK

Profile: 1962097R	Page No.: 260
Engineer: Simon	
Site: AC5	Time: 2019/07/17 - 06:08
Limit: FCC_Part15.209_RE(3m)	Margin: 0
Probe: Horn_3117_00167055(1-18GHz)	Polarity: Vertical
EUT: Wireless Access Point	Power: AC 120V/60Hz
Note: Mode 2:Transmit at 5180MHz by 802.11n (20MHz) CDD	



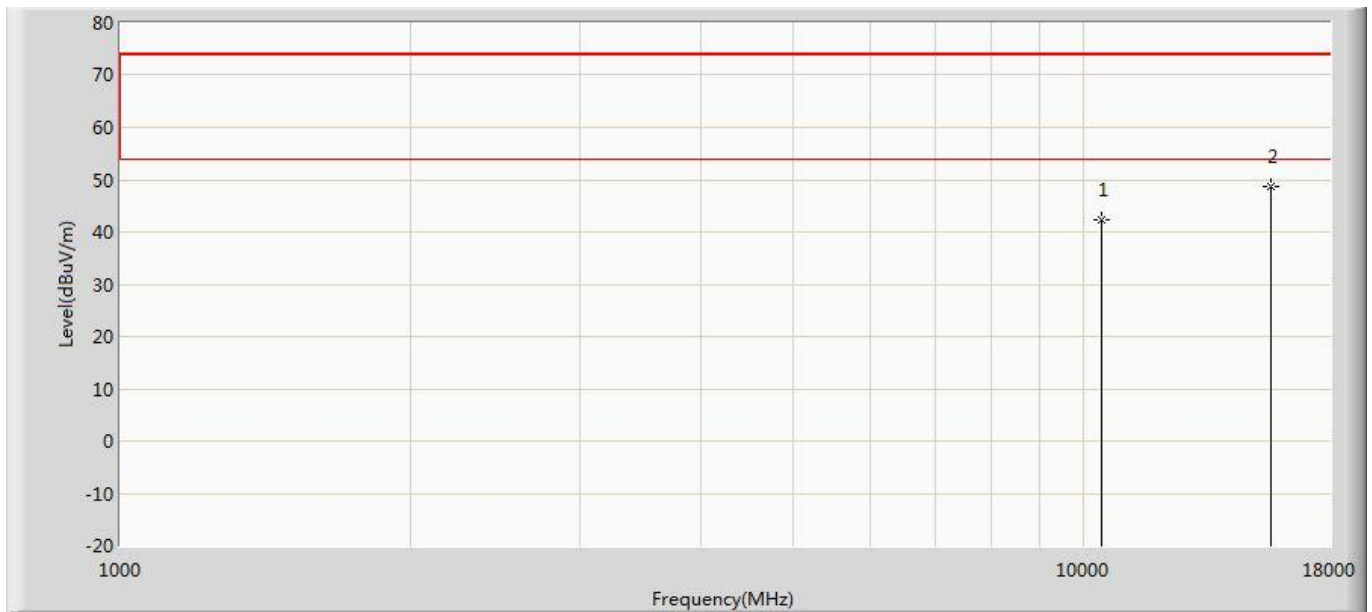
No	Mark	Frequency (MHz)	Measure Level (dBuV/m)	Reading Level (dBuV)	Over Limit (dB)	Limit (dBuV/m)	Factor (dB)	Type
1		10360.000	41.585	30.066	-32.415	74.000	11.519	PK
2	*	15540.000	49.335	31.478	-24.665	74.000	17.857	PK

Profile: 1962097R	Page No.: 261
Engineer: Simon	
Site: AC5	Time: 2019/07/17 - 06:08
Limit: FCC_Part15.209_RE(3m)	Margin: 0
Probe: Horn_3117_00167055(1-18GHz)	Polarity: Horizontal
EUT: Wireless Access Point	Power: AC 120V/60Hz
Note: Mode 2:Transmit at 5220MHz by 802.11n (20MHz) CDD	



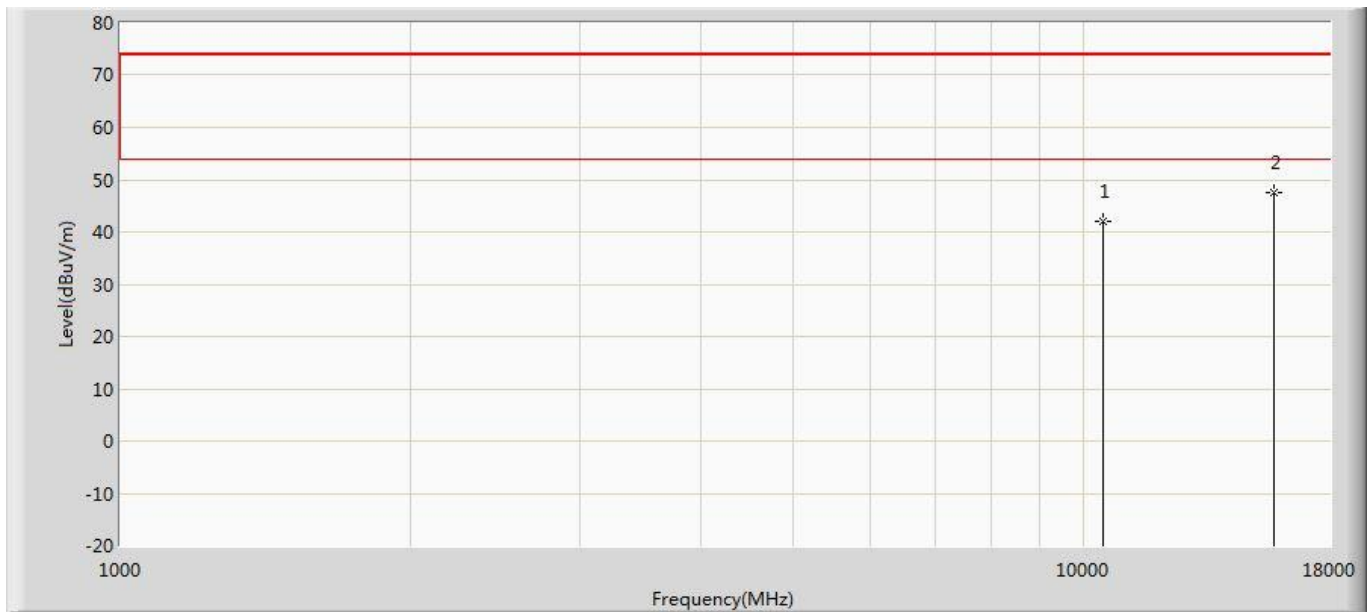
No	Mark	Frequency (MHz)	Measure Level (dBuV/m)	Reading Level (dBuV)	Over Limit (dB)	Limit (dBuV/m)	Factor (dB)	Type
1		10440.000	42.998	30.929	-31.002	74.000	12.070	PK
2	*	15660.000	48.993	31.388	-25.007	74.000	17.605	PK

Profile: 1962097R	Page No.: 262
Engineer: Simon	
Site: AC5	Time: 2019/07/17 - 06:08
Limit: FCC_Part15.209_RE(3m)	Margin: 0
Probe: Horn_3117_00167055(1-18GHz)	Polarity: Vertical
EUT: Wireless Access Point	Power: AC 120V/60Hz
Note: Mode 2:Transmit at 5220MHz by 802.11n (20MHz) CDD	



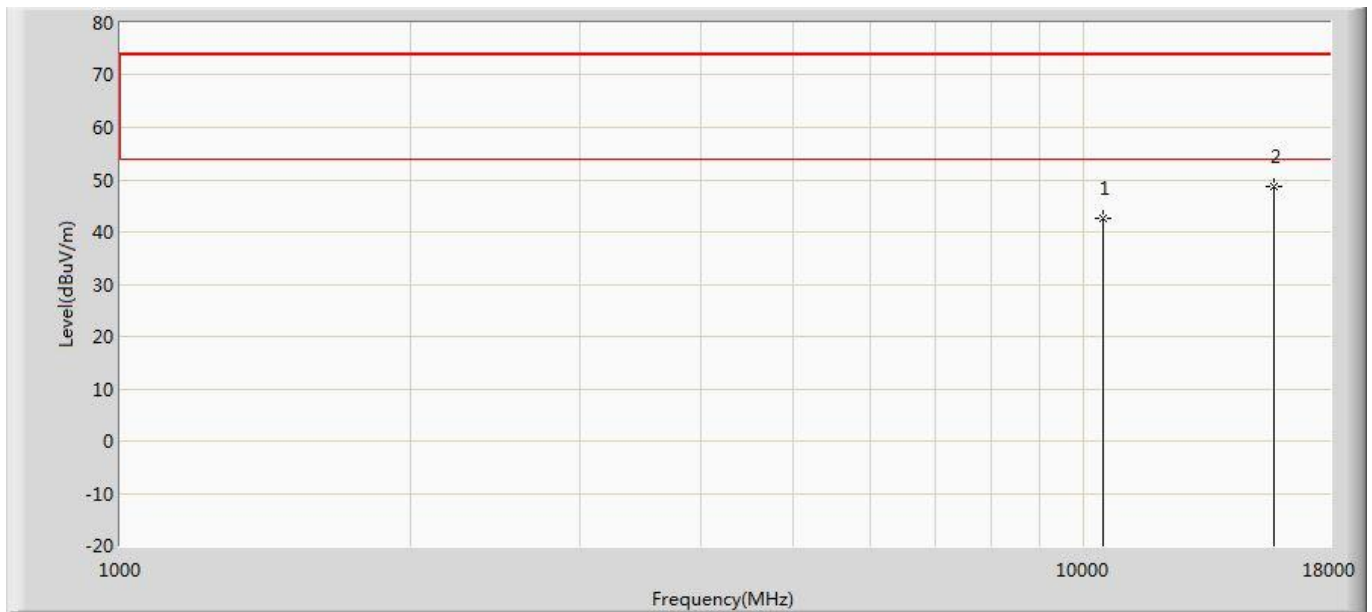
No	Mark	Frequency (MHz)	Measure Level (dBuV/m)	Reading Level (dBuV)	Over Limit (dB)	Limit (dBuV/m)	Factor (dB)	Type
1		10440.000	42.352	30.283	-31.648	74.000	12.070	PK
2	*	15660.000	48.719	31.114	-25.281	74.000	17.605	PK

Profile: 1962097R	Page No.: 263
Engineer: Simon	
Site: AC5	Time: 2019/07/17 - 06:08
Limit: FCC_Part15.209_RE(3m)	Margin: 0
Probe: Horn_3117_00167055(1-18GHz)	Polarity: Horizontal
EUT: Wireless Access Point	Power: AC 120V/60Hz
Note: Mode 2:Transmit at 5240MHz by 802.11n (20MHz) CDD	



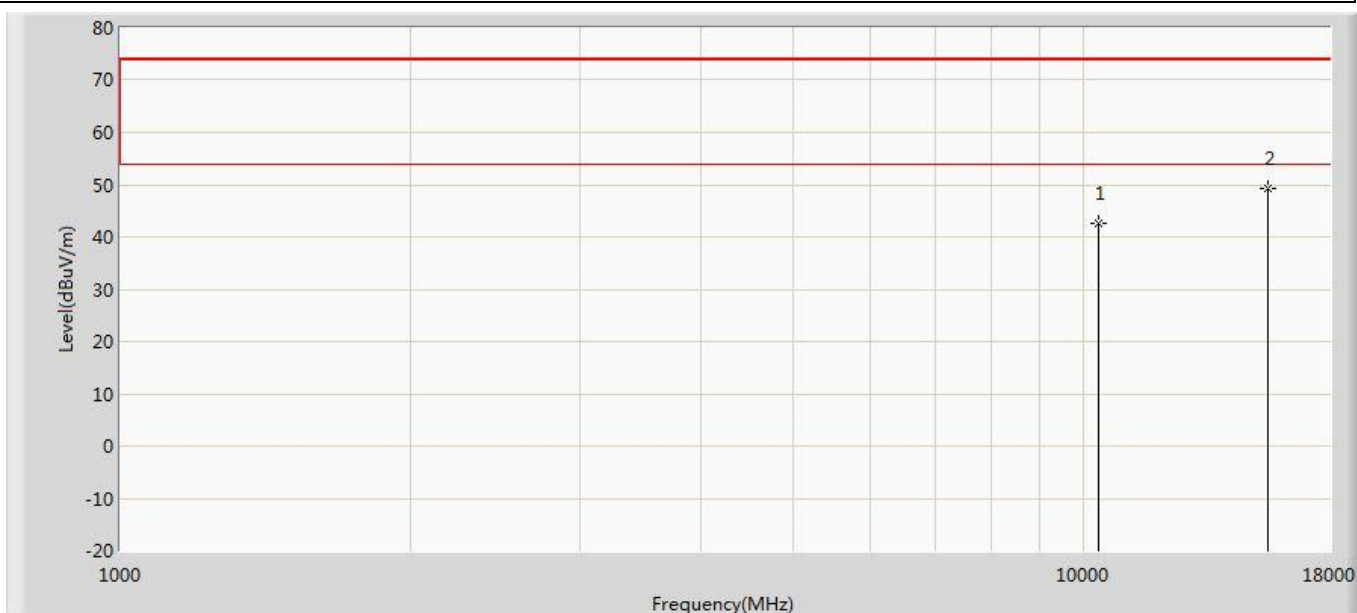
No	Mark	Frequency (MHz)	Measure Level (dBuV/m)	Reading Level (dBuV)	Over Limit (dB)	Limit (dBuV/m)	Factor (dB)	Type
1		10480.000	42.050	29.778	-31.950	74.000	12.272	PK
2	*	15720.000	47.520	29.483	-26.480	74.000	18.038	PK

Profile: 1962097R	Page No.: 264
Engineer: Simon	
Site: AC5	Time: 2019/07/17 - 06:08
Limit: FCC_Part15.209_RE(3m)	Margin: 0
Probe: Horn_3117_00167055(1-18GHz)	Polarity: Vertical
EUT: Wireless Access Point	Power: AC 120V/60Hz
Note: Mode 2:Transmit at 5240MHz by 802.11n (20MHz) CDD	



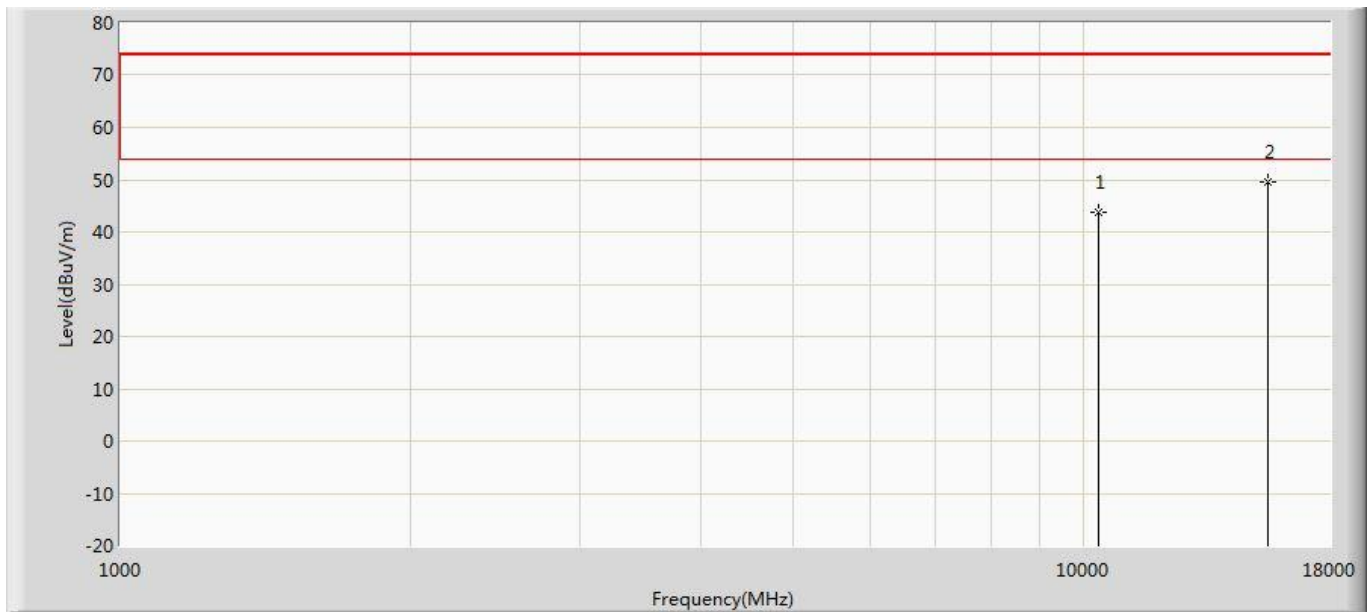
No	Mark	Frequency (MHz)	Measure Level (dBuV/m)	Reading Level (dBuV)	Over Limit (dB)	Limit (dBuV/m)	Factor (dB)	Type
1		10480.000	42.731	30.459	-31.269	74.000	12.272	PK
2	*	15720.000	48.789	30.752	-25.211	74.000	18.038	PK

Profile: 1962097R	Page No.: 131
Engineer: Simon	
Site: AC5	Time: 2019/07/16 - 00:37
Limit: FCC_Part15.209_RE(3m)	Margin: 0
Probe: Horn_3117_00167055(1-18GHz)	Polarity: Horizontal
EUT: Wireless Access Point	Power: AC 120V/60Hz
Note: Mode 2:Transmit at 5180MHz by 802.11n (20MHz) Beamforming	



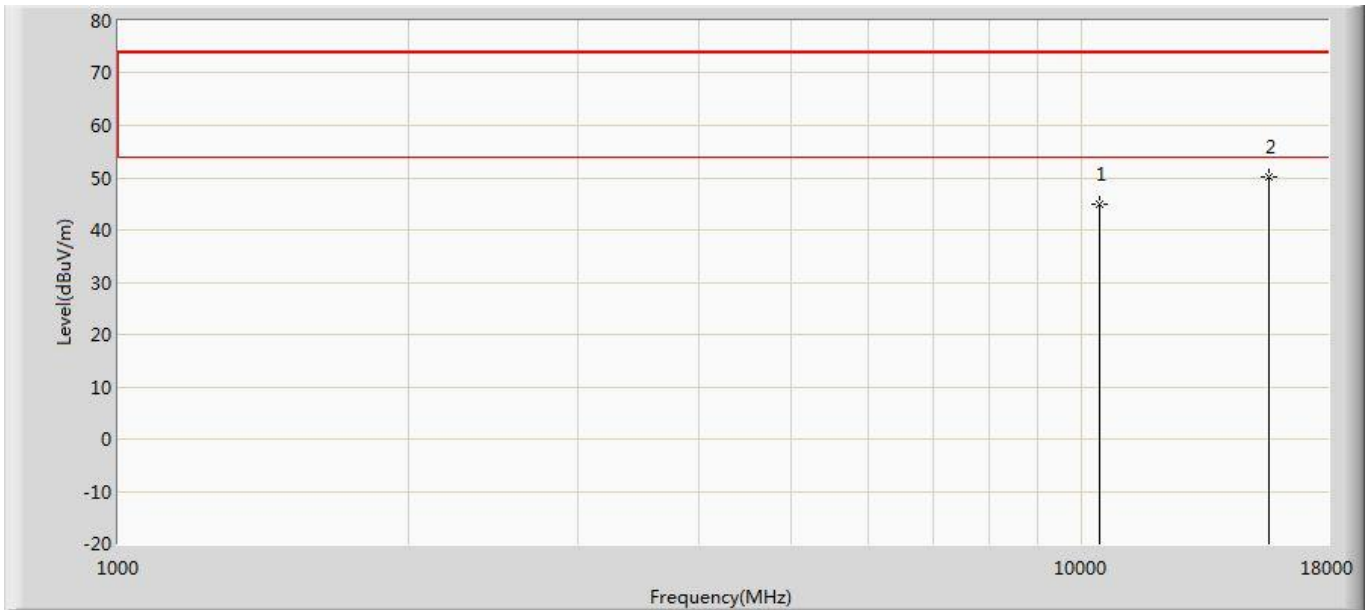
No	Mark	Frequency (MHz)	Measure Level (dBuV/m)	Reading Level (dBuV)	Over Limit (dB)	Limit (dBuV/m)	Factor (dB)	Type
1		10360.000	42.647	31.128	-31.353	74.000	11.519	PK
2	*	15540.000	49.264	31.407	-24.736	74.000	17.857	PK

Profile: 1962097R	Page No.: 132
Engineer: Simon	
Site: AC5	Time: 2019/07/16 - 00:37
Limit: FCC_Part15.209_RE(3m)	Margin: 0
Probe: Horn_3117_00167055(1-18GHz)	Polarity: Vertical
EUT: Wireless Access Point	Power: AC 120V/60Hz
Note: Mode 2:Transmit at 5180MHz by 802.11n (20MHz) Beamforming	



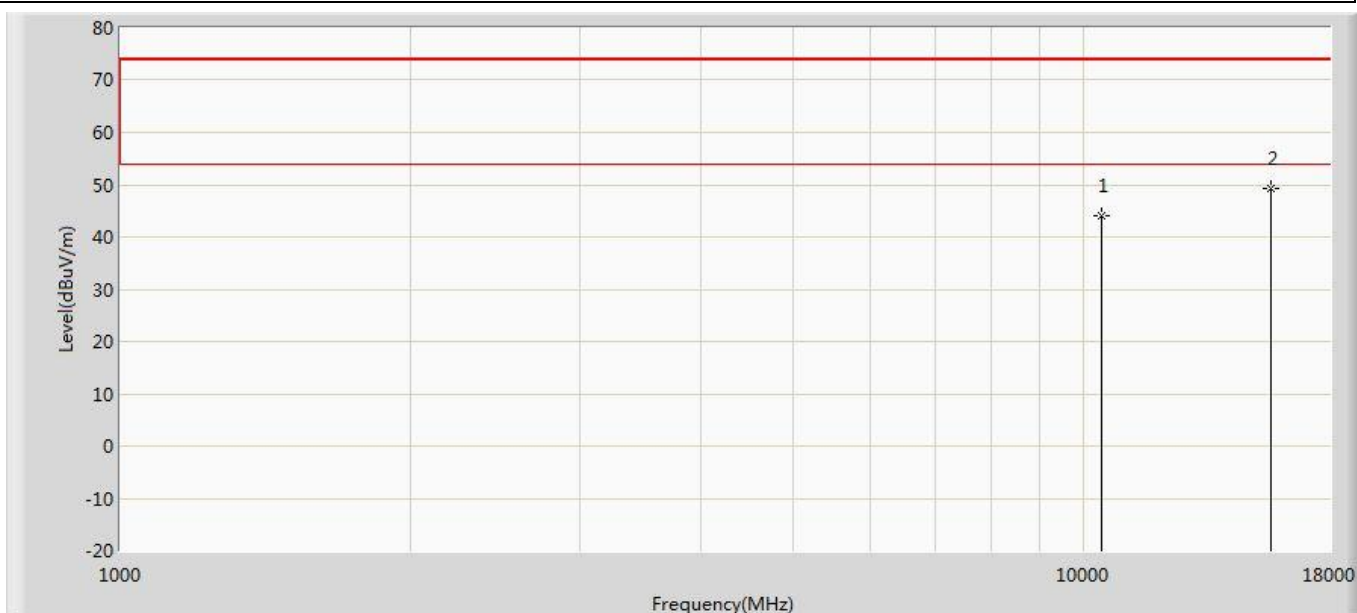
No	Mark	Frequency (MHz)	Measure Level (dBuV/m)	Reading Level (dBuV)	Over Limit (dB)	Limit (dBuV/m)	Factor (dB)	Type
1		10360.000	43.678	32.159	-30.322	74.000	11.519	PK
2	*	15540.000	49.710	31.853	-24.290	74.000	17.857	PK

Profile: 1962097R	Page No.: 133
Engineer: Simon	
Site: AC5	Time: 2019/07/16 - 00:37
Limit: FCC_Part15.209_RE(3m)	Margin: 0
Probe: Horn_3117_00167055(1-18GHz)	Polarity: Horizontal
EUT: Wireless Access Point	Power: AC 120V/60Hz
Note: Mode 2:Transmit at 5220MHz by 802.11n (20MHz) Beamforming	



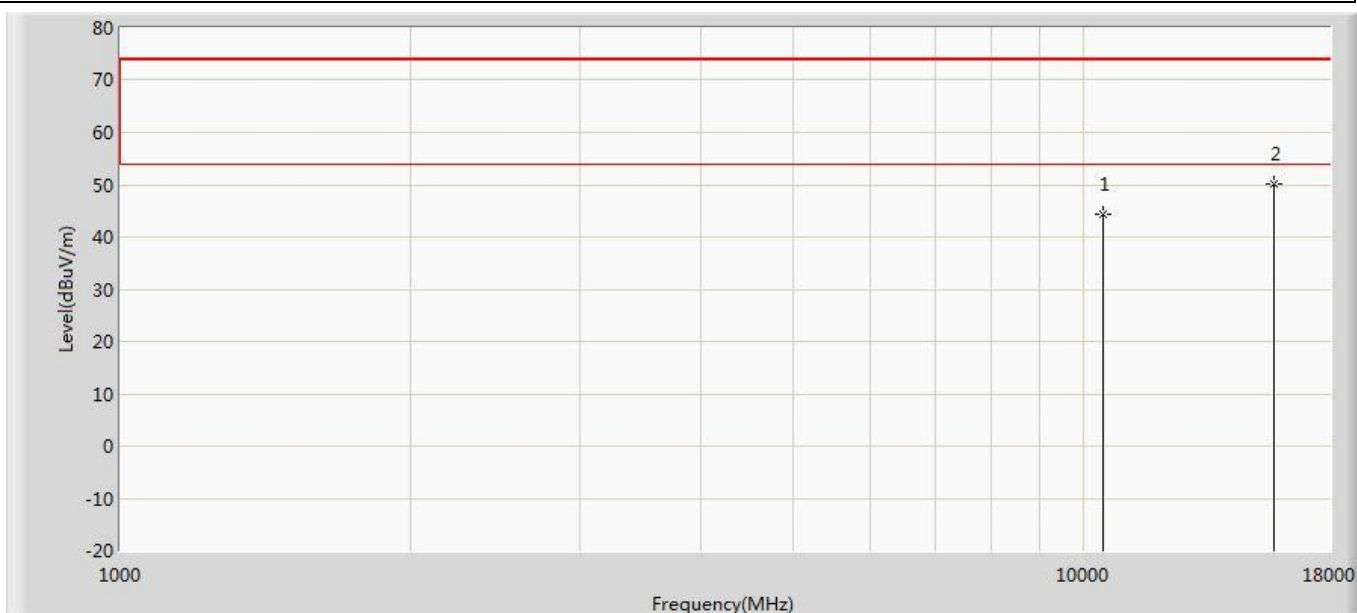
No	Mark	Frequency (MHz)	Measure Level (dBuV/m)	Reading Level (dBuV)	Over Limit (dB)	Limit (dBuV/m)	Factor (dB)	Type
1		10440.000	44.887	32.818	-29.113	74.000	12.070	PK
2	*	15660.000	50.120	32.515	-23.880	74.000	17.605	PK

Profile: 1962097R	Page No.: 134
Engineer: Simon	
Site: AC5	Time: 2019/07/16 - 00:37
Limit: FCC_Part15.209_RE(3m)	Margin: 0
Probe: Horn_3117_00167055(1-18GHz)	Polarity: Vertical
EUT: Wireless Access Point	Power: AC 120V/60Hz
Note: Mode 2:Transmit at 5220MHz by 802.11n (20MHz) Beamforming	



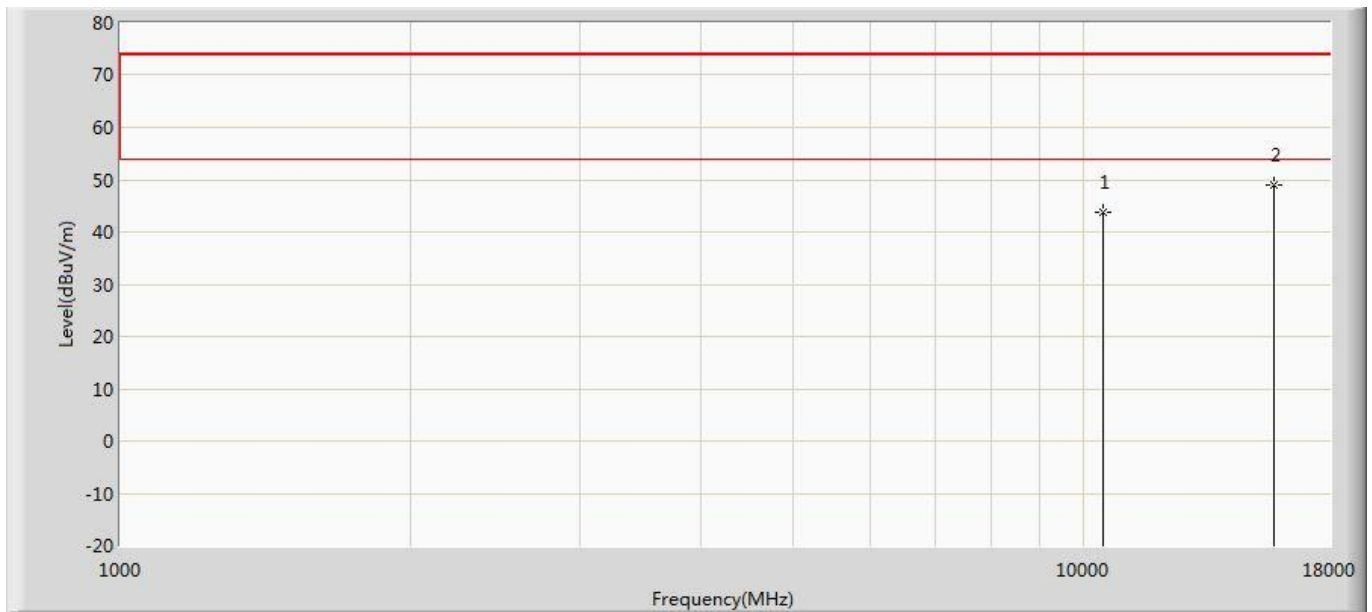
No	Mark	Frequency (MHz)	Measure Level (dBuV/m)	Reading Level (dBuV)	Over Limit (dB)	Limit (dBuV/m)	Factor (dB)	Type
1		10440.000	44.026	31.957	-29.974	74.000	12.070	PK
2	*	15660.000	49.392	31.787	-24.608	74.000	17.605	PK

Profile: 1962097R	Page No.: 135
Engineer: Simon	
Site: AC5	Time: 2019/07/16 - 00:37
Limit: FCC_Part15.209_RE(3m)	Margin: 0
Probe: Horn_3117_00167055(1-18GHz)	Polarity: Horizontal
EUT: Wireless Access Point	Power: AC 120V/60Hz
Note: Mode 2:Transmit at 5240MHz by 802.11n (20MHz) Beamforming	



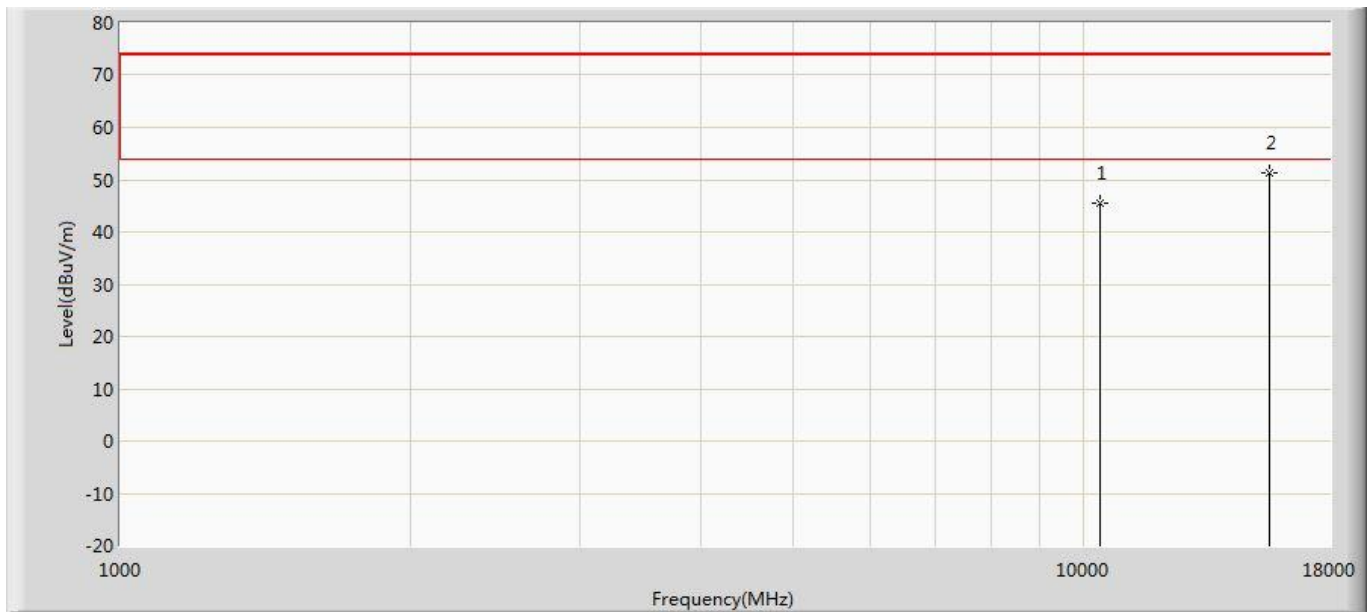
No	Mark	Frequency (MHz)	Measure Level (dBuV/m)	Reading Level (dBuV)	Over Limit (dB)	Limit (dBuV/m)	Factor (dB)	Type
1		10480.000	44.206	31.934	-29.794	74.000	12.272	PK
2	*	15720.000	50.153	32.116	-23.847	74.000	18.038	PK

Profile: 1962097R	Page No.: 136
Engineer: Simon	
Site: AC5	Time: 2019/07/16 - 00:37
Limit: FCC_Part15.209_RE(3m)	Margin: 0
Probe: Horn_3117_00167055(1-18GHz)	Polarity: Vertical
EUT: Wireless Access Point	Power: AC 120V/60Hz
Note: Mode 2:Transmit at 5240MHz by 802.11n (20MHz) Beamforming	



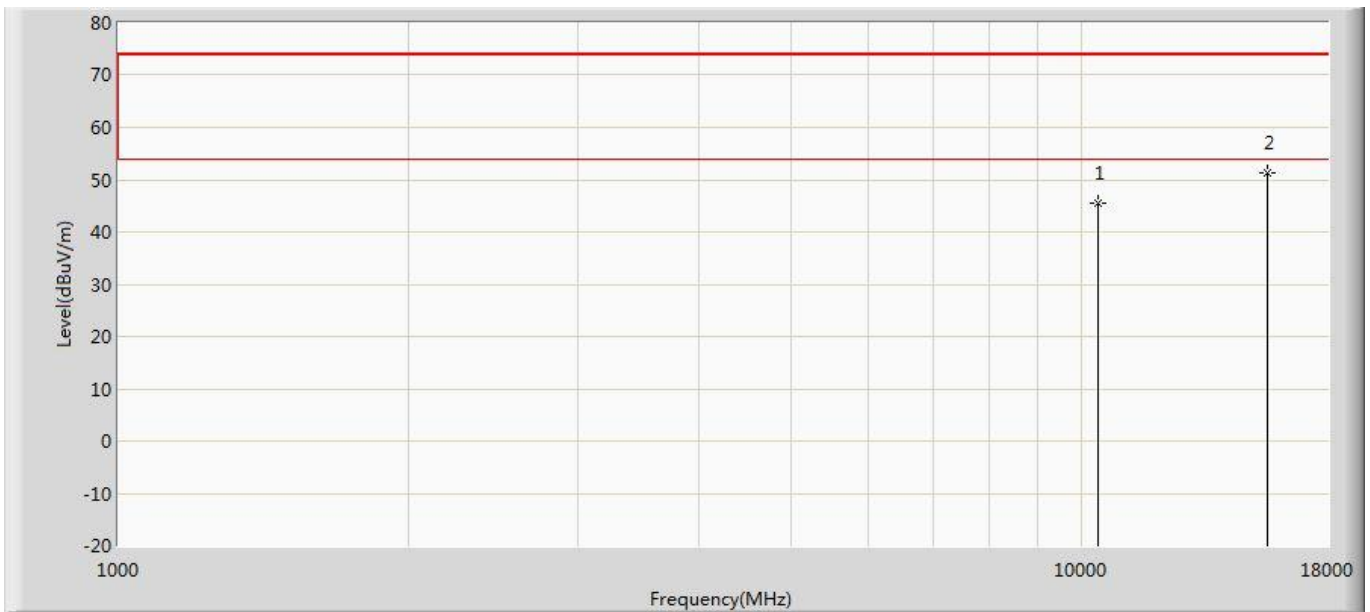
No	Mark	Frequency (MHz)	Measure Level (dBuV/m)	Reading Level (dBuV)	Over Limit (dB)	Limit (dBuV/m)	Factor (dB)	Type
1		10480.000	43.668	31.396	-30.332	74.000	12.272	PK
2	*	15720.000	49.076	31.039	-24.924	74.000	18.038	PK

Profile: 1962097R	Page No.: 137
Engineer: Simon	
Site: AC5	Time: 2019/07/16 - 00:37
Limit: FCC_Part15.209_RE(3m)	Margin: 0
Probe: Horn_3117_00167055(1-18GHz)	Polarity: Horizontal
EUT: Wireless Access Point	Power: AC 120V/60Hz
Note: Mode 3:Transmit at 5190MHz by 802.11n (40MHz) ANT 0	



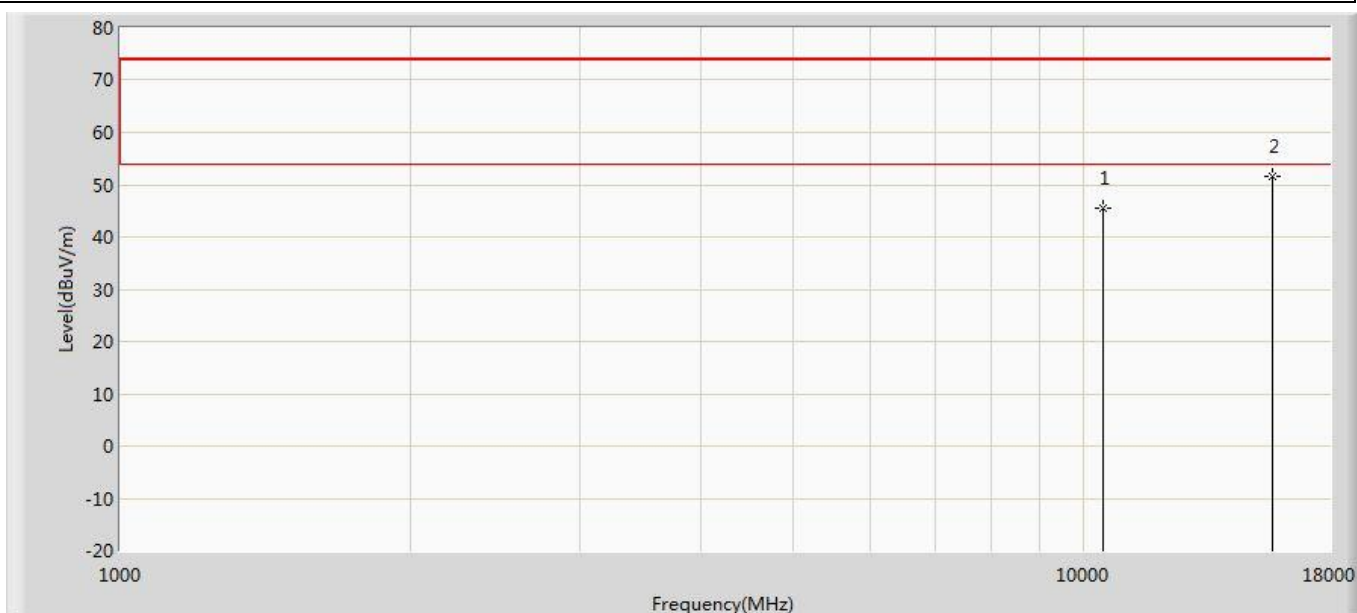
No	Mark	Frequency (MHz)	Measure Level (dBuV/m)	Reading Level (dBuV)	Over Limit (dB)	Limit (dBuV/m)	Factor (dB)	Type
1		10380.000	45.651	34.001	-28.349	74.000	11.650	PK
2	*	15570.000	51.257	33.383	-22.743	74.000	17.874	PK

Profile: 1962097R	Page No.: 138
Engineer: Simon	
Site: AC5	Time: 2019/07/16 - 00:38
Limit: FCC_Part15.209_RE(3m)	Margin: 0
Probe: Horn_3117_00167055(1-18GHz)	Polarity: Vertical
EUT: Wireless Access Point	Power: AC 120V/60Hz
Note: Mode 3:Transmit at 5190MHz by 802.11n (40MHz) ANT 0	



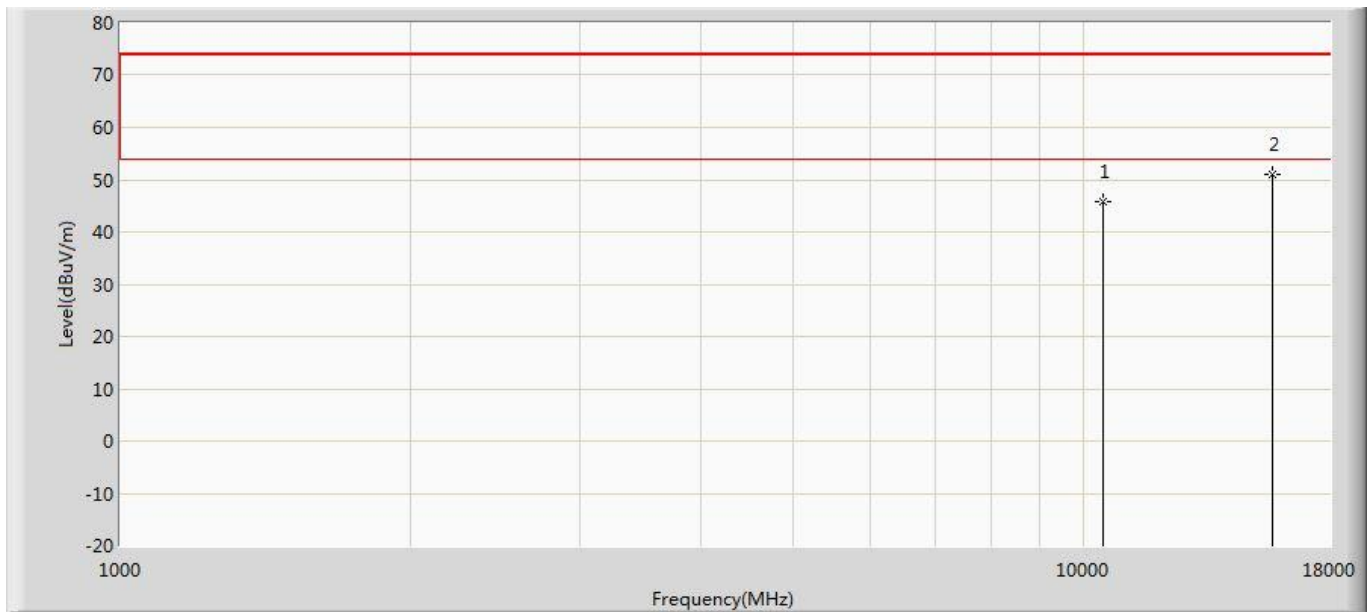
No	Mark	Frequency (MHz)	Measure Level (dBuV/m)	Reading Level (dBuV)	Over Limit (dB)	Limit (dBuV/m)	Factor (dB)	Type
1		10380.000	45.364	33.714	-28.636	74.000	11.650	PK
2	*	15570.000	51.176	33.302	-22.824	74.000	17.874	PK

Profile: 1962097R	Page No.: 139
Engineer: Simon	
Site: AC5	Time: 2019/07/16 - 00:38
Limit: FCC_Part15.209_RE(3m)	Margin: 0
Probe: Horn_3117_00167055(1-18GHz)	Polarity: Horizontal
EUT: Wireless Access Point	Power: AC 120V/60Hz
Note: Mode 3:Transmit at 5230MHz by 802.11n (40MHz) ANT 0	



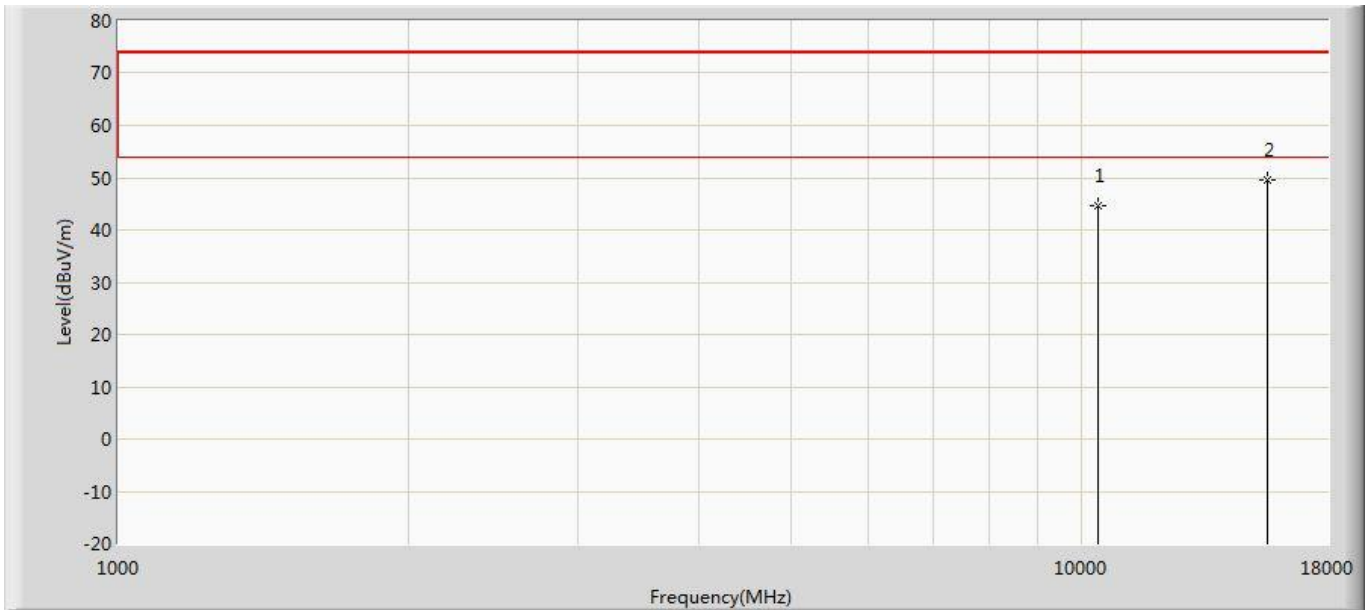
No	Mark	Frequency (MHz)	Measure Level (dBuV/m)	Reading Level (dBuV)	Over Limit (dB)	Limit (dBuV/m)	Factor (dB)	Type
1		10460.000	45.578	33.514	-28.422	74.000	12.064	PK
2	*	15690.000	51.623	33.765	-22.377	74.000	17.857	PK

Profile: 1962097R	Page No.: 140
Engineer: Simon	
Site: AC5	Time: 2019/07/16 - 00:38
Limit: FCC_Part15.209_RE(3m)	Margin: 0
Probe: Horn_3117_00167055(1-18GHz)	Polarity: Vertical
EUT: Wireless Access Point	Power: AC 120V/60Hz
Note: Mode 3:Transmit at 5230MHz by 802.11n (40MHz) ANT 0	



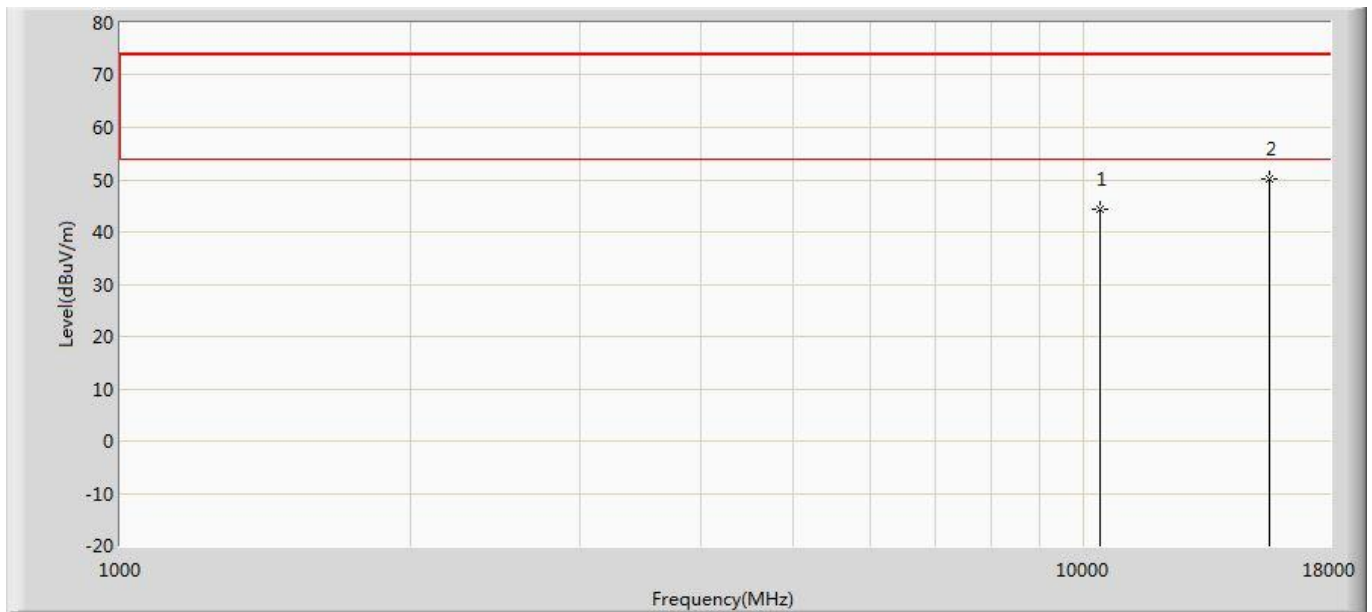
No	Mark	Frequency (MHz)	Measure Level (dBuV/m)	Reading Level (dBuV)	Over Limit (dB)	Limit (dBuV/m)	Factor (dB)	Type
1		10460.000	45.805	33.741	-28.195	74.000	12.064	PK
2	*	15690.000	51.012	33.154	-22.988	74.000	17.857	PK

Profile: 1962097R	Page No.: 265
Engineer: Simon	
Site: AC5	Time: 2019/07/17 - 06:08
Limit: FCC_Part15.209_RE(3m)	Margin: 0
Probe: Horn_3117_00167055(1-18GHz)	Polarity: Horizontal
EUT: Wireless Access Point	Power: AC 120V/60Hz
Note: Mode 3:Transmit at 5190MHz by 802.11n (40MHz) ANT 1	



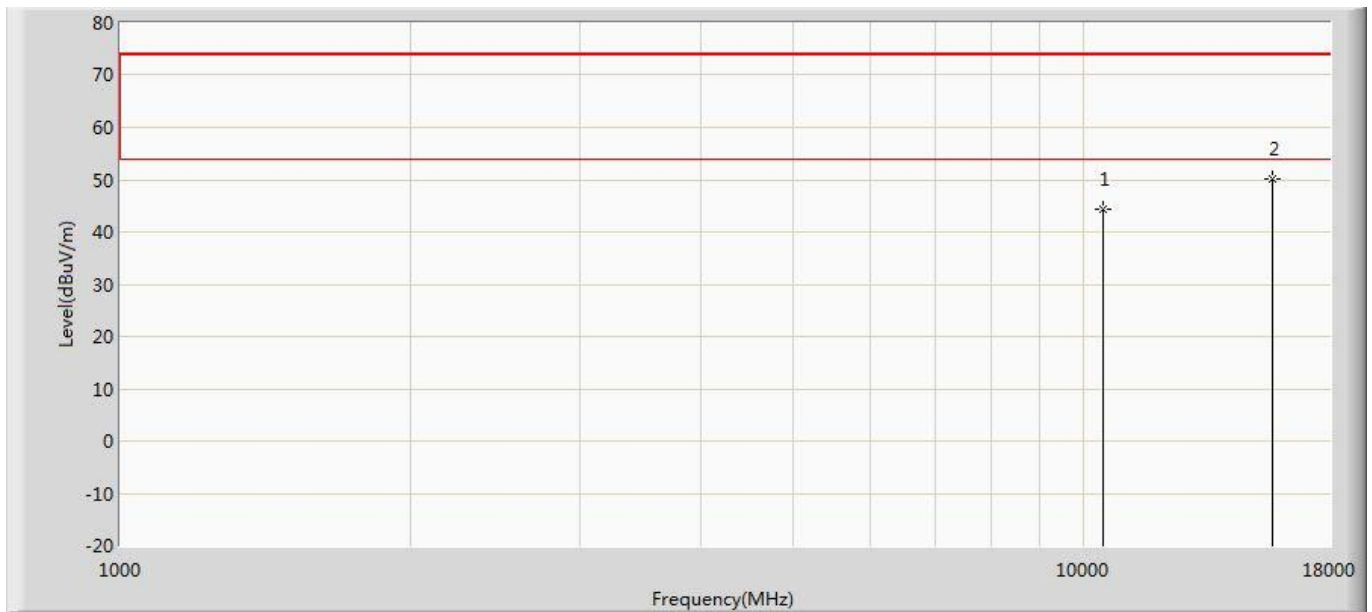
No	Mark	Frequency (MHz)	Measure Level (dBuV/m)	Reading Level (dBuV)	Over Limit (dB)	Limit (dBuV/m)	Factor (dB)	Type
1		10380.000	44.781	33.131	-29.219	74.000	11.650	PK
2	*	15570.000	49.698	31.824	-24.302	74.000	17.874	PK

Profile: 1962097R	Page No.: 266
Engineer: Simon	
Site: AC5	Time: 2019/07/17 - 06:08
Limit: FCC_Part15.209_RE(3m)	Margin: 0
Probe: Horn_3117_00167055(1-18GHz)	Polarity: Vertical
EUT: Wireless Access Point	Power: AC 120V/60Hz
Note: Mode 3:Transmit at 5190MHz by 802.11n (40MHz) ANT 1	



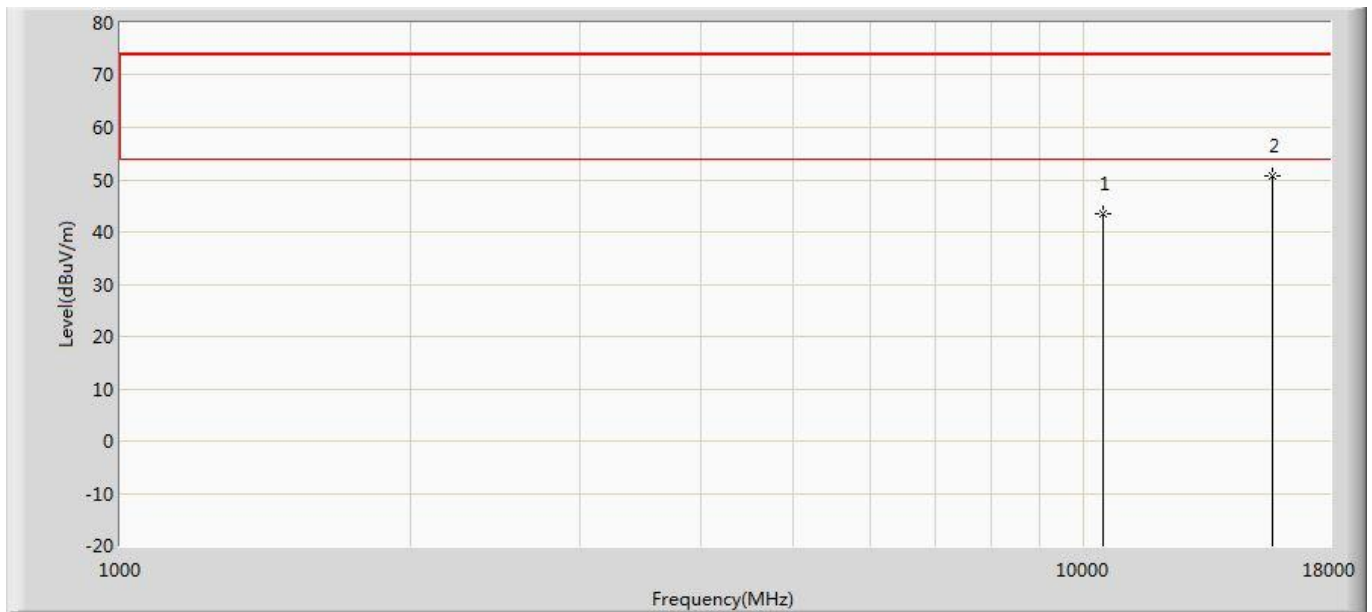
No	Mark	Frequency (MHz)	Measure Level (dBuV/m)	Reading Level (dBuV)	Over Limit (dB)	Limit (dBuV/m)	Factor (dB)	Type
1		10380.000	44.432	32.782	-29.568	74.000	11.650	PK
2	*	15570.000	50.236	32.362	-23.764	74.000	17.874	PK

Profile: 1962097R	Page No.: 267
Engineer: Simon	
Site: AC5	Time: 2019/07/17 - 06:09
Limit: FCC_Part15.209_RE(3m)	Margin: 0
Probe: Horn_3117_00167055(1-18GHz)	Polarity: Horizontal
EUT: Wireless Access Point	Power: AC 120V/60Hz
Note: Mode 3:Transmit at 5230MHz by 802.11n (40MHz) ANT 1	



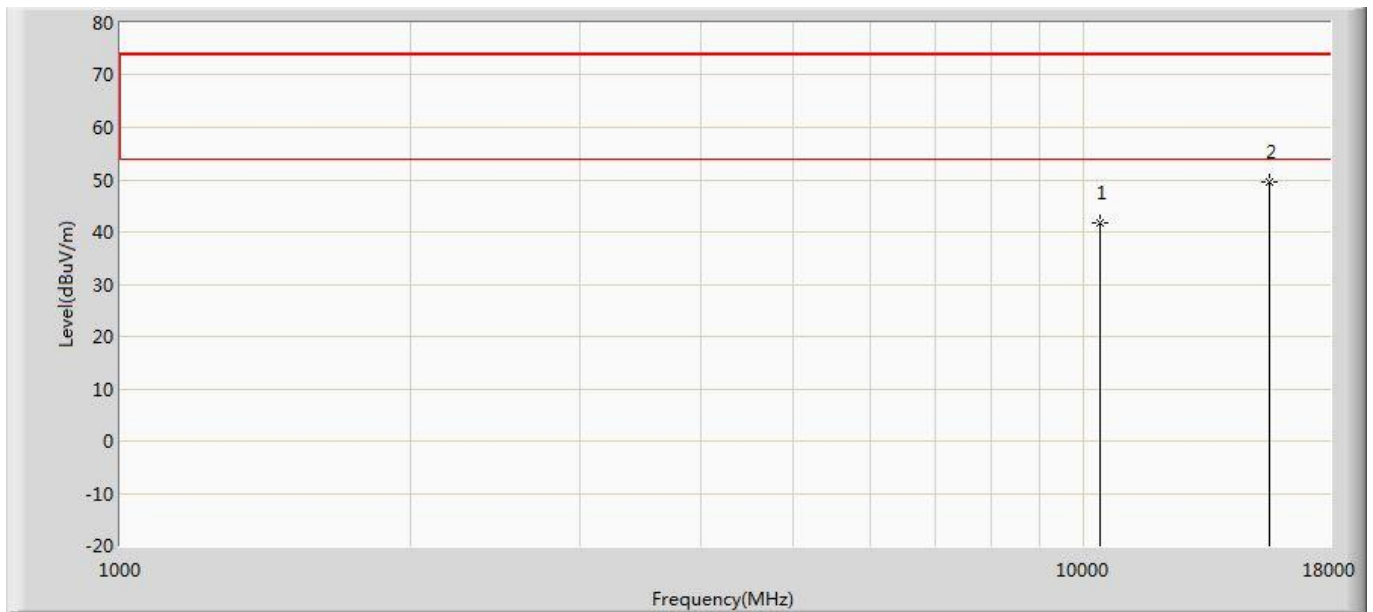
No	Mark	Frequency (MHz)	Measure Level (dBuV/m)	Reading Level (dBuV)	Over Limit (dB)	Limit (dBuV/m)	Factor (dB)	Type
1		10460.000	44.268	32.204	-29.732	74.000	12.064	PK
2	*	15690.000	50.078	32.220	-23.922	74.000	17.857	PK

Profile: 1962097R	Page No.: 268
Engineer: Simon	
Site: AC5	Time: 2019/07/17 - 06:09
Limit: FCC_Part15.209_RE(3m)	Margin: 0
Probe: Horn_3117_00167055(1-18GHz)	Polarity: Vertical
EUT: Wireless Access Point	Power: AC 120V/60Hz
Note: Mode 3:Transmit at 5230MHz by 802.11n (40MHz) ANT 1	



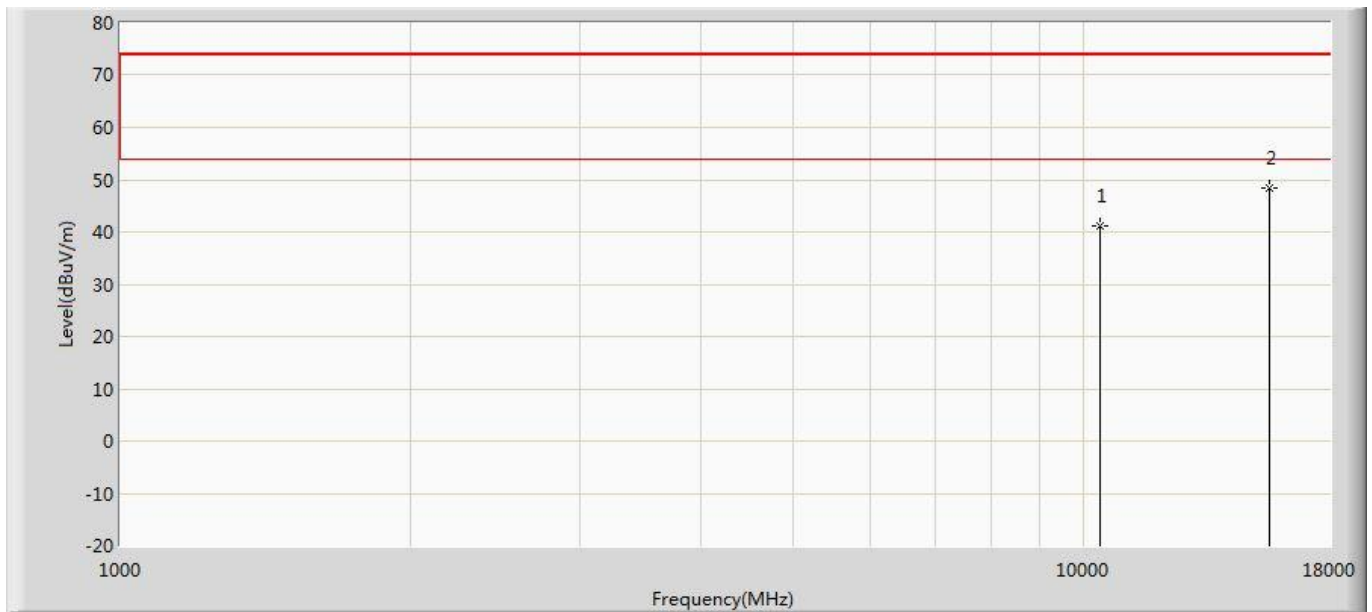
No	Mark	Frequency (MHz)	Measure Level (dBuV/m)	Reading Level (dBuV)	Over Limit (dB)	Limit (dBuV/m)	Factor (dB)	Type
1		10460.000	43.445	31.381	-30.555	74.000	12.064	PK
2	*	15690.000	50.834	32.976	-23.166	74.000	17.857	PK

Profile: 1962097R	Page No.: 269
Engineer: Simon	
Site: AC5	Time: 2019/07/17 - 06:09
Limit: FCC_Part15.209_RE(3m)	Margin: 0
Probe: Horn_3117_00167055(1-18GHz)	Polarity: Horizontal
EUT: Wireless Access Point	Power: AC 120V/60Hz
Note: Mode 3:Transmit at 5190MHz by 802.11n (40MHz) CDD	



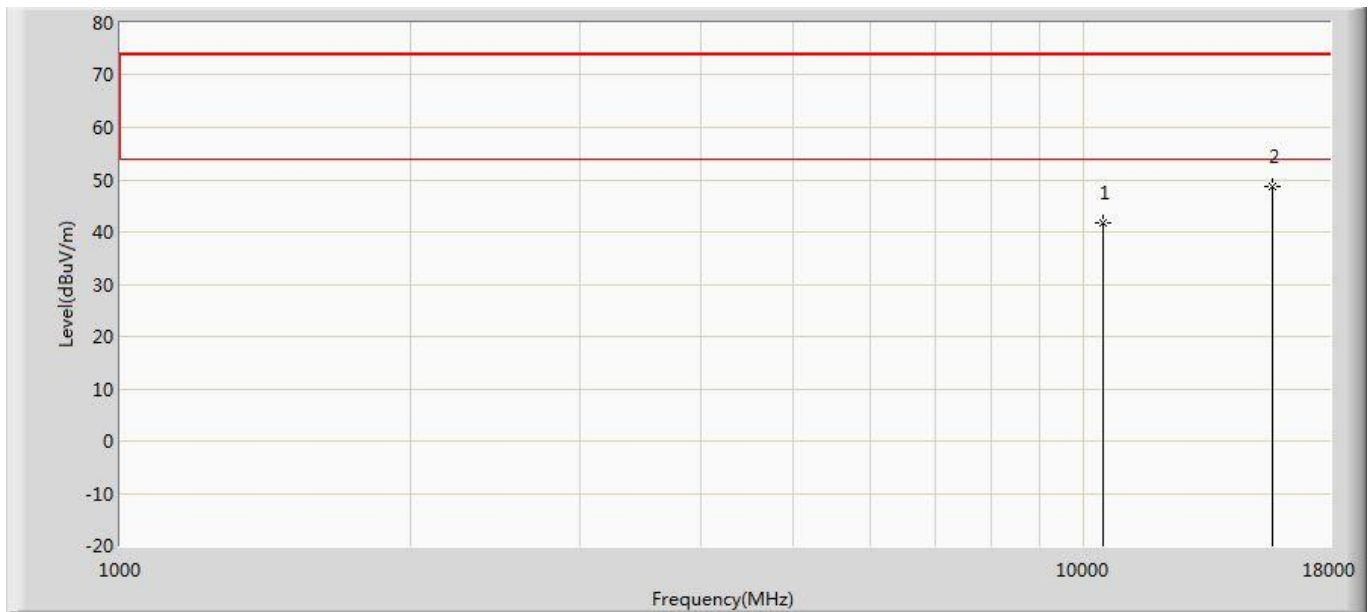
No	Mark	Frequency (MHz)	Measure Level (dBuV/m)	Reading Level (dBuV)	Over Limit (dB)	Limit (dBuV/m)	Factor (dB)	Type
1		10380.000	41.783	30.133	-32.217	74.000	11.650	PK
2	*	15570.000	49.663	31.789	-24.337	74.000	17.874	PK

Profile: 1962097R	Page No.: 270
Engineer: Simon	
Site: AC5	Time: 2019/07/17 - 06:09
Limit: FCC_Part15.209_RE(3m)	Margin: 0
Probe: Horn_3117_00167055(1-18GHz)	Polarity: Vertical
EUT: Wireless Access Point	Power: AC 120V/60Hz
Note: Mode 3:Transmit at 5190MHz by 802.11n (40MHz) CDD	



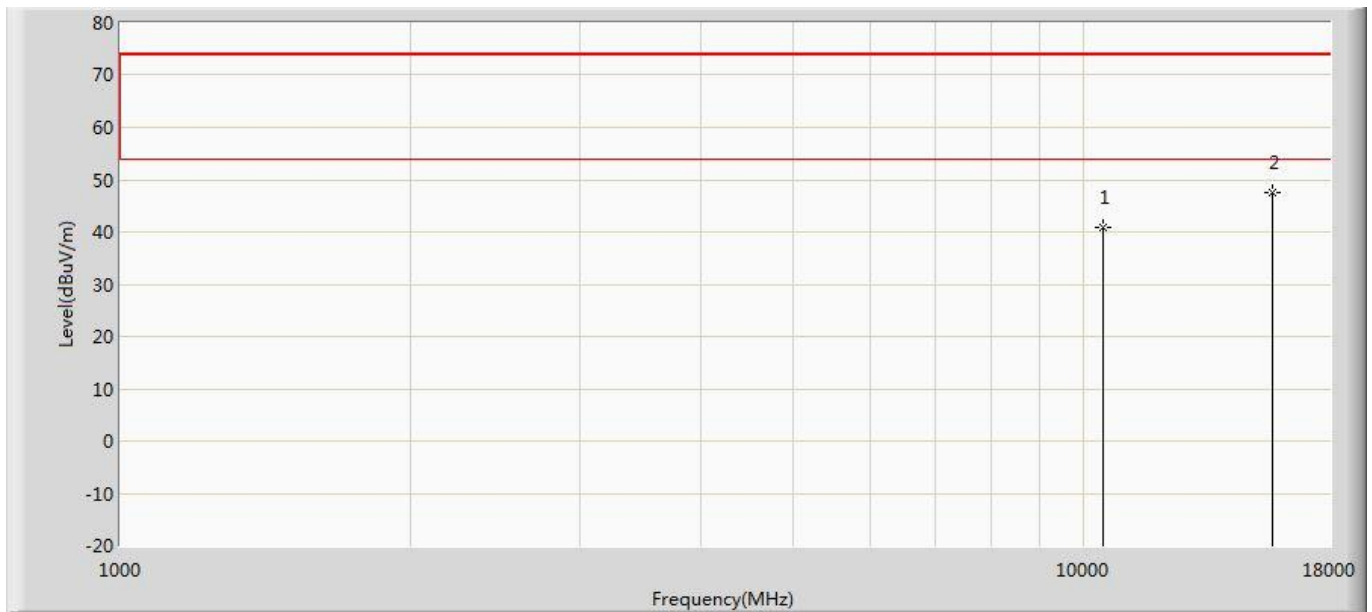
No	Mark	Frequency (MHz)	Measure Level (dBuV/m)	Reading Level (dBuV)	Over Limit (dB)	Limit (dBuV/m)	Factor (dB)	Type
1		10380.000	41.113	29.463	-32.887	74.000	11.650	PK
2	*	15570.000	48.441	30.567	-25.559	74.000	17.874	PK

Profile: 1962097R	Page No.: 271
Engineer: Simon	
Site: AC5	Time: 2019/07/17 - 06:09
Limit: FCC_Part15.209_RE(3m)	Margin: 0
Probe: Horn_3117_00167055(1-18GHz)	Polarity: Horizontal
EUT: Wireless Access Point	Power: AC 120V/60Hz
Note: Mode 3:Transmit at 5230MHz by 802.11n (40MHz) CDD	



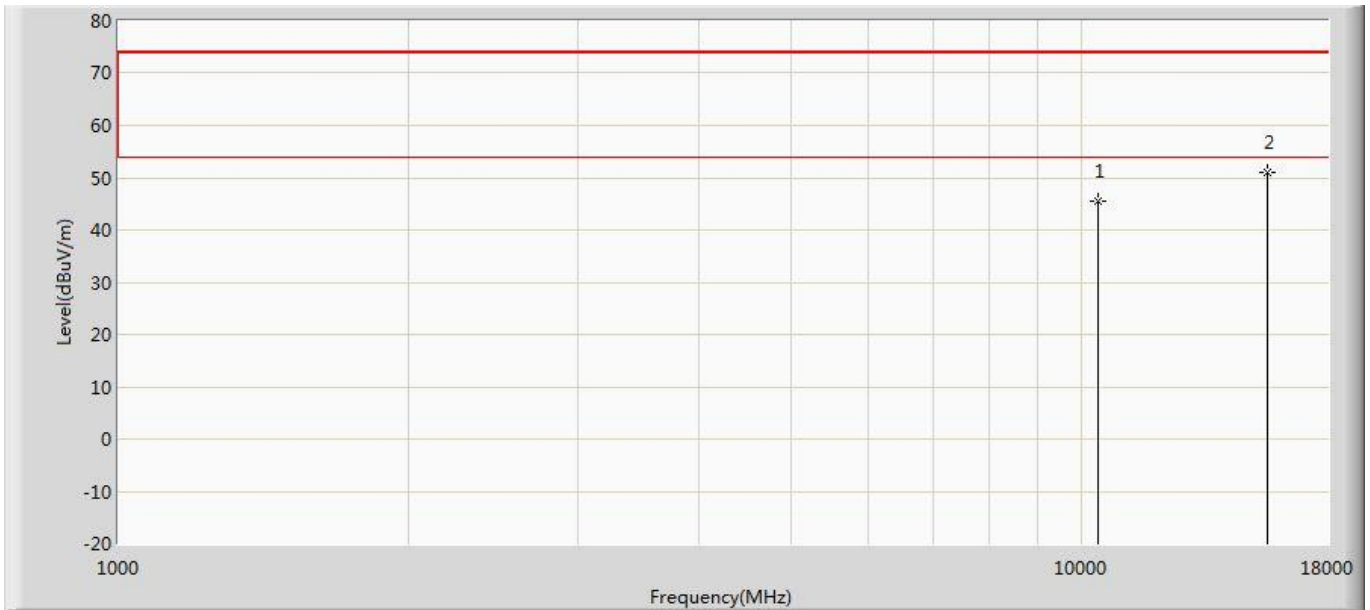
No	Mark	Frequency (MHz)	Measure Level (dBuV/m)	Reading Level (dBuV)	Over Limit (dB)	Limit (dBuV/m)	Factor (dB)	Type
1		10460.000	41.724	29.660	-32.276	74.000	12.064	PK
2	*	15690.000	48.678	30.820	-25.322	74.000	17.857	PK

Profile: 1962097R	Page No.: 272
Engineer: Simon	
Site: AC5	Time: 2019/07/17 - 06:09
Limit: FCC_Part15.209_RE(3m)	Margin: 0
Probe: Horn_3117_00167055(1-18GHz)	Polarity: Vertical
EUT: Wireless Access Point	Power: AC 120V/60Hz
Note: Mode 3:Transmit at 5230MHz by 802.11n (40MHz) CDD	



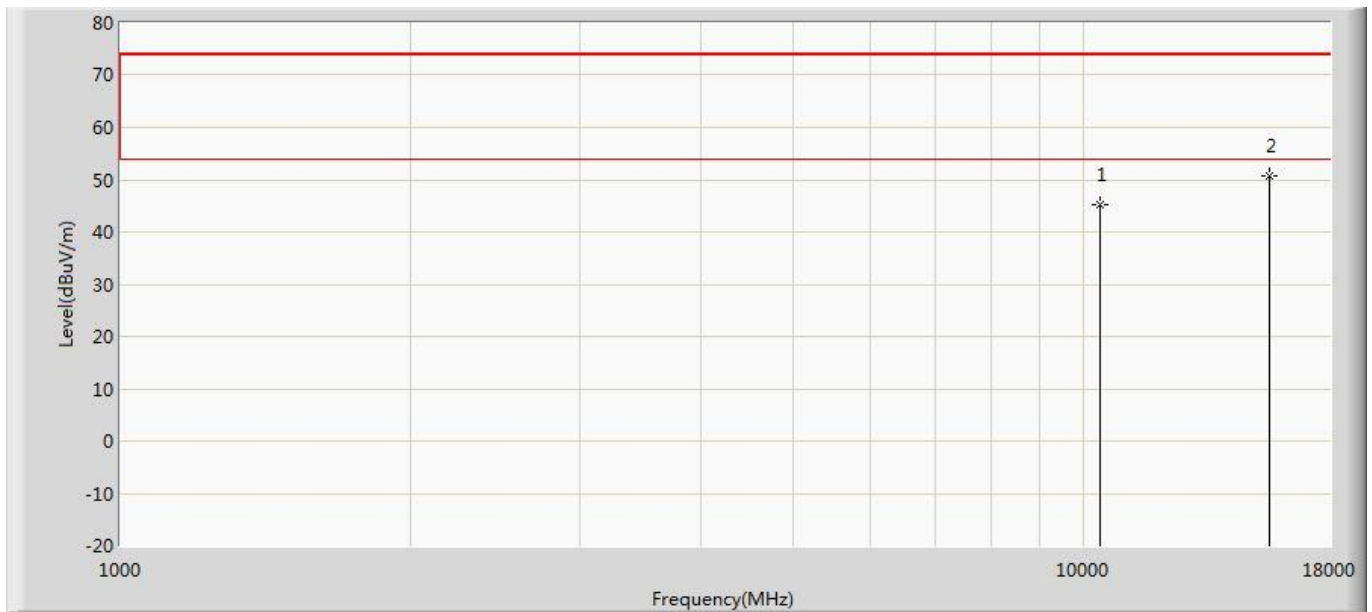
No	Mark	Frequency (MHz)	Measure Level (dBuV/m)	Reading Level (dBuV)	Over Limit (dB)	Limit (dBuV/m)	Factor (dB)	Type
1		10460.000	40.871	28.807	-33.129	74.000	12.064	PK
2	*	15690.000	47.488	29.630	-26.512	74.000	17.857	PK

Profile: 1962097R	Page No.: 141
Engineer: Simon	
Site: AC5	Time: 2019/07/16 - 00:38
Limit: FCC_Part15.209_RE(3m)	Margin: 0
Probe: Horn_3117_00167055(1-18GHz)	Polarity: Horizontal
EUT: Wireless Access Point	Power: AC 120V/60Hz
Note: Mode 3:Transmit at 5190MHz by 802.11n (40MHz) Beamforming	



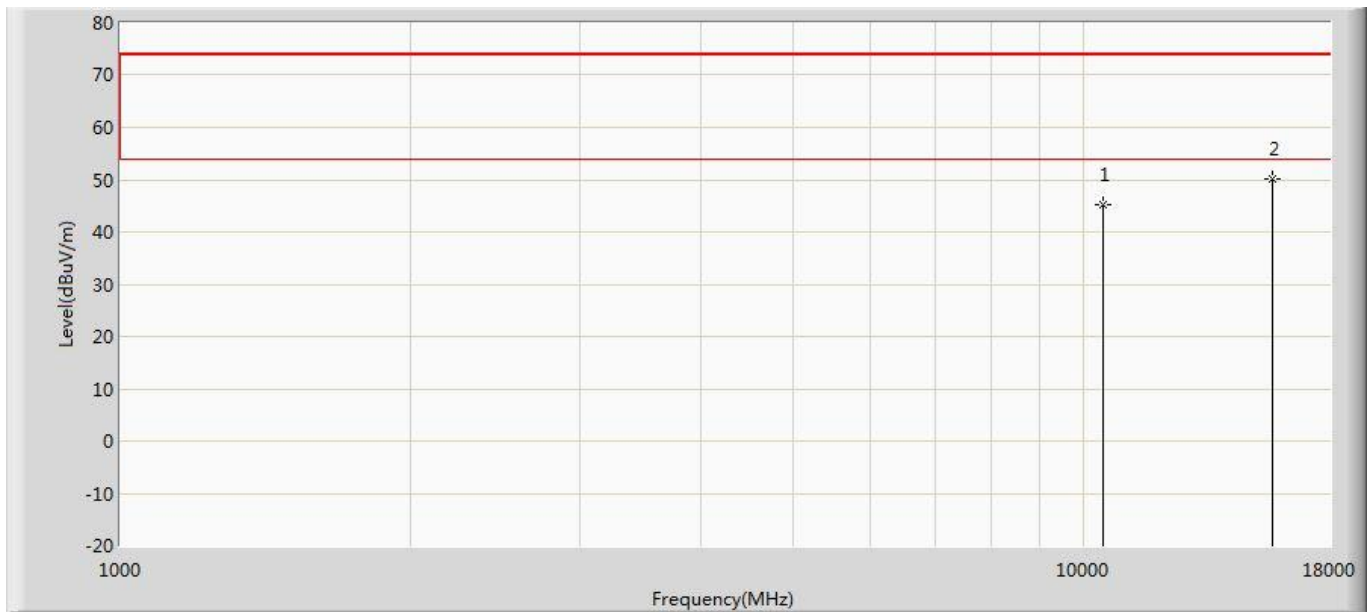
No	Mark	Frequency (MHz)	Measure Level (dBuV/m)	Reading Level (dBuV)	Over Limit (dB)	Limit (dBuV/m)	Factor (dB)	Type
1		10380.000	45.421	33.771	-28.579	74.000	11.650	PK
2	*	15570.000	51.156	33.282	-22.844	74.000	17.874	PK

Profile: 1962097R	Page No.: 142
Engineer: Simon	
Site: AC5	Time: 2019/07/16 - 00:38
Limit: FCC_Part15.209_RE(3m)	Margin: 0
Probe: Horn_3117_00167055(1-18GHz)	Polarity: Vertical
EUT: Wireless Access Point	Power: AC 120V/60Hz
Note: Mode 3:Transmit at 5190MHz by 802.11n (40MHz) Beamforming	



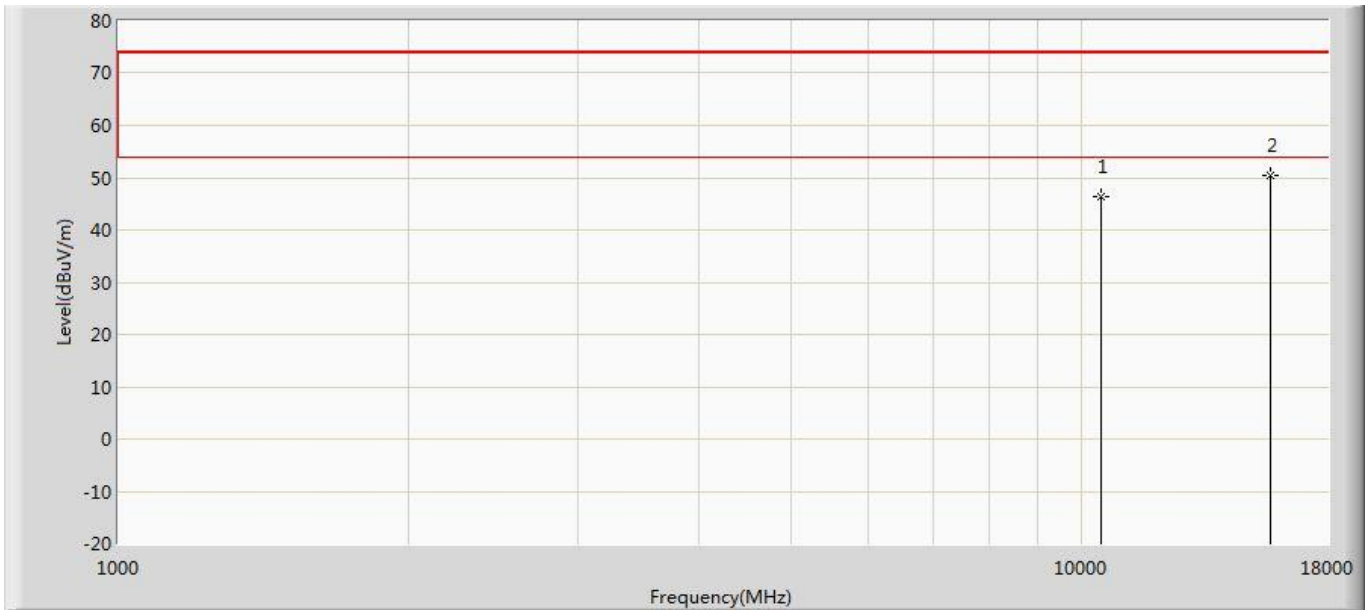
No	Mark	Frequency (MHz)	Measure Level (dBuV/m)	Reading Level (dBuV)	Over Limit (dB)	Limit (dBuV/m)	Factor (dB)	Type
1		10380.000	45.205	33.555	-28.795	74.000	11.650	PK
2	*	15570.000	50.596	32.722	-23.404	74.000	17.874	PK

Profile: 1962097R	Page No.: 143
Engineer: Simon	
Site: AC5	Time: 2019/07/16 - 00:39
Limit: FCC_Part15.209_RE(3m)	Margin: 0
Probe: Horn_3117_00167055(1-18GHz)	Polarity: Horizontal
EUT: Wireless Access Point	Power: AC 120V/60Hz
Note: Mode 3:Transmit at 5230MHz by 802.11n (40MHz) Beamforming	



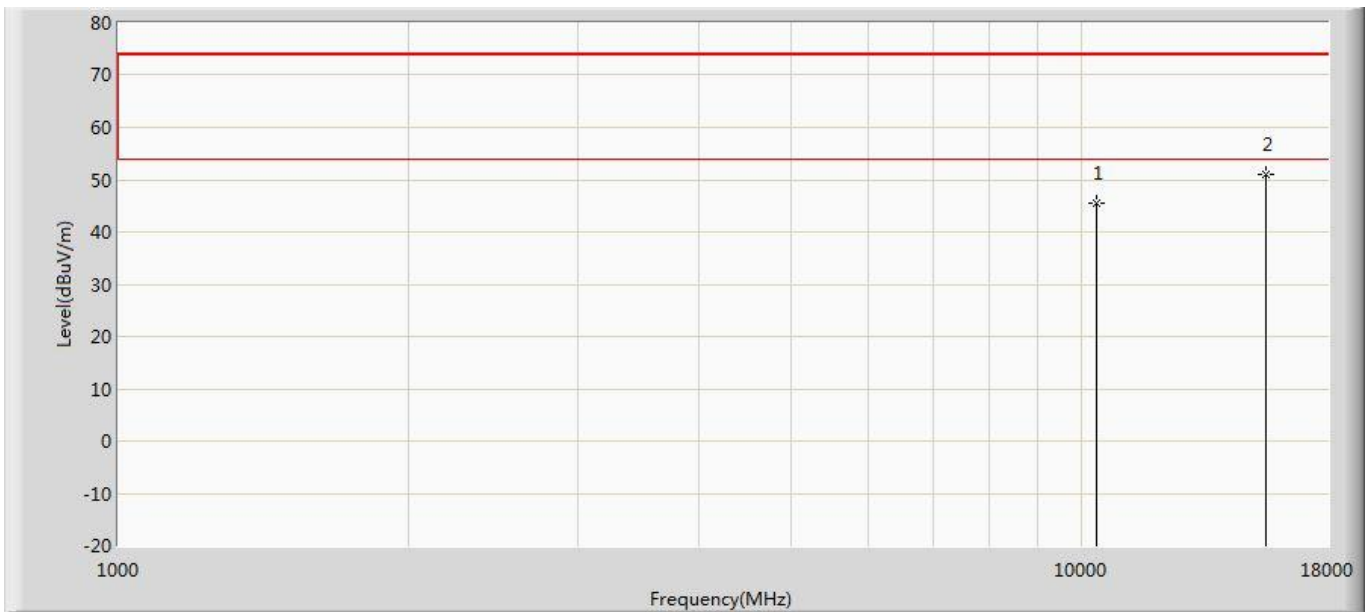
No	Mark	Frequency (MHz)	Measure Level (dBuV/m)	Reading Level (dBuV)	Over Limit (dB)	Limit (dBuV/m)	Factor (dB)	Type
1		10460.000	45.302	33.238	-28.698	74.000	12.064	PK
2	*	15690.000	50.259	32.401	-23.741	74.000	17.857	PK

Profile: 1962097R	Page No.: 144
Engineer: Simon	
Site: AC5	Time: 2019/07/16 - 00:39
Limit: FCC_Part15.209_RE(3m)	Margin: 0
Probe: Horn_3117_00167055(1-18GHz)	Polarity: Vertical
EUT: Wireless Access Point	Power: AC 120V/60Hz
Note: Mode 3:Transmit at 5230MHz by 802.11n (40MHz) Beamforming	



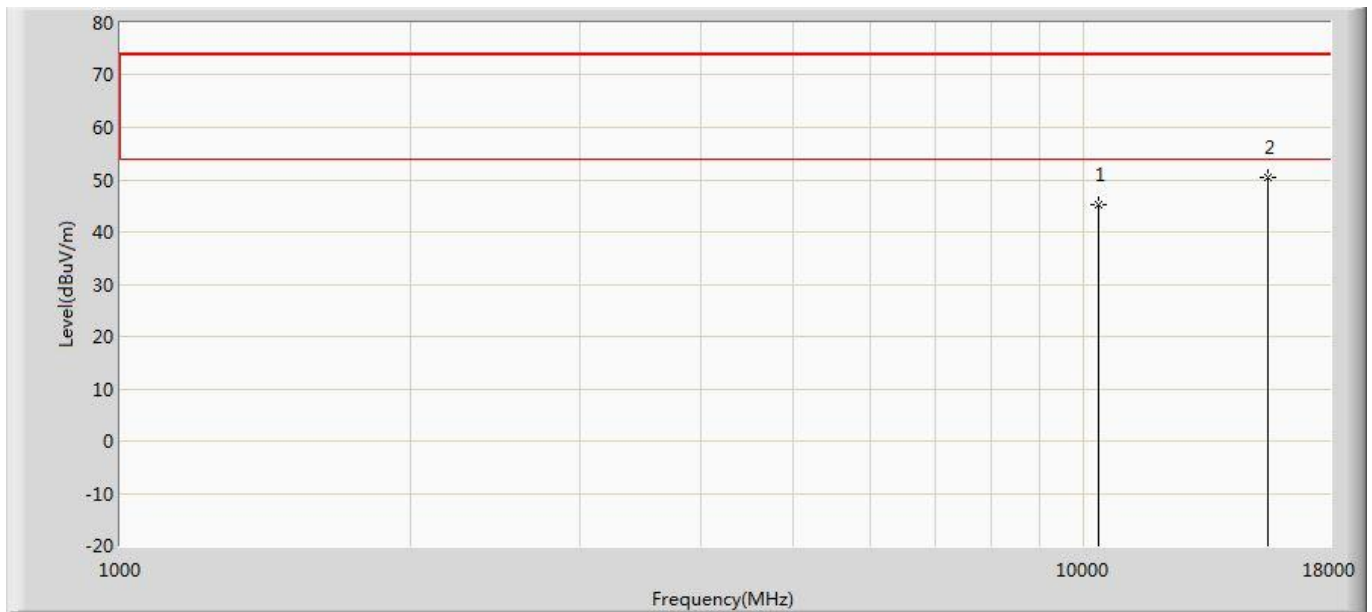
No	Mark	Frequency (MHz)	Measure Level (dBuV/m)	Reading Level (dBuV)	Over Limit (dB)	Limit (dBuV/m)	Factor (dB)	Type
1		10460.000	46.480	34.416	-27.520	74.000	12.064	PK
2	*	15690.000	50.495	32.637	-23.505	74.000	17.857	PK

Profile: 1962097R	Page No.: 145
Engineer: Simon	
Site: AC5	Time: 2019/07/16 - 00:39
Limit: FCC_Part15.209_RE(3m)	Margin: 0
Probe: Horn_3117_00167055(1-18GHz)	Polarity: Horizontal
EUT: Wireless Access Point	Power: AC 120V/60Hz
Note: Mode 4:Transmit at 5180MHz by 802.11ac (20MHz) ANT 0	



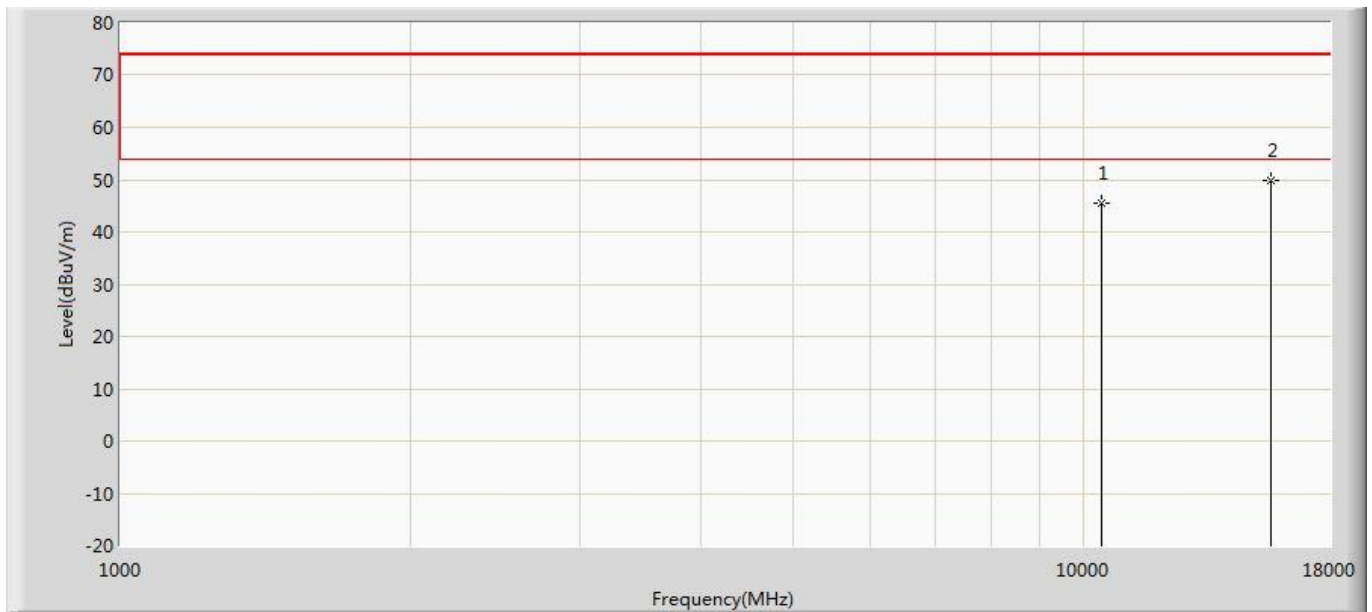
No	Mark	Frequency (MHz)	Measure Level (dBuV/m)	Reading Level (dBuV)	Over Limit (dB)	Limit (dBuV/m)	Factor (dB)	Type
1		10360.000	45.515	33.996	-28.485	74.000	11.519	PK
2	*	15540.000	50.927	33.070	-23.073	74.000	17.857	PK

Profile: 1962097R	Page No.: 146
Engineer: Simon	
Site: AC5	Time: 2019/07/16 - 00:39
Limit: FCC_Part15.209_RE(3m)	Margin: 0
Probe: Horn_3117_00167055(1-18GHz)	Polarity: Vertical
EUT: Wireless Access Point	Power: AC 120V/60Hz
Note: Mode 4:Transmit at 5180MHz by 802.11ac (20MHz) ANT 0	



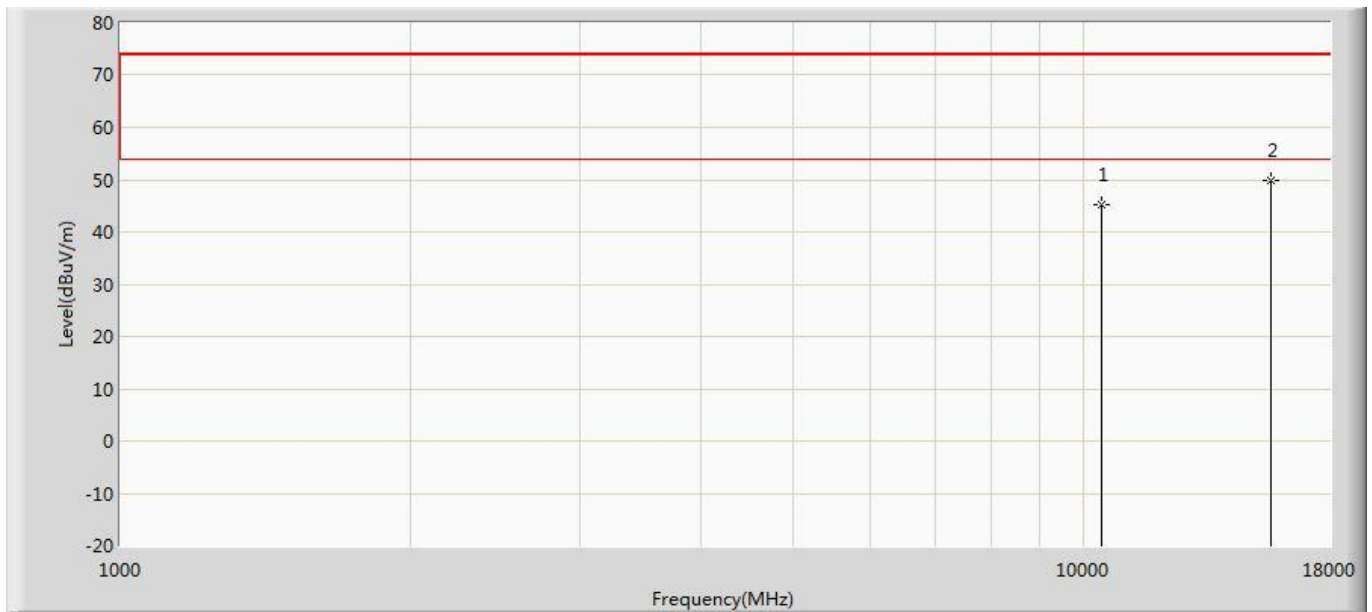
No	Mark	Frequency (MHz)	Measure Level (dBuV/m)	Reading Level (dBuV)	Over Limit (dB)	Limit (dBuV/m)	Factor (dB)	Type
1		10360.000	45.285	33.766	-28.715	74.000	11.519	PK
2	*	15540.000	50.398	32.541	-23.602	74.000	17.857	PK

Profile: 1962097R	Page No.: 147
Engineer: Simon	
Site: AC5	Time: 2019/07/16 - 00:39
Limit: FCC_Part15.209_RE(3m)	Margin: 0
Probe: Horn_3117_00167055(1-18GHz)	Polarity: Horizontal
EUT: Wireless Access Point	Power: AC 120V/60Hz
Note: Mode 4:Transmit at 5220MHz by 802.11ac (20MHz) ANT 0	



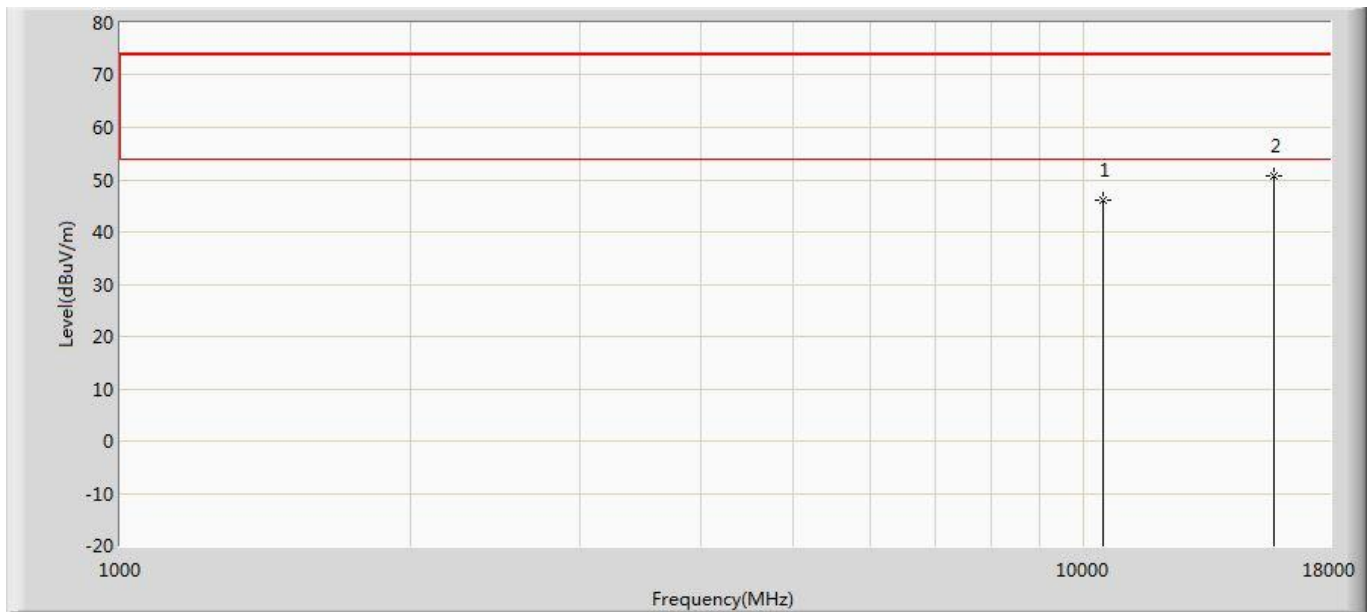
No	Mark	Frequency (MHz)	Measure Level (dBuV/m)	Reading Level (dBuV)	Over Limit (dB)	Limit (dBuV/m)	Factor (dB)	Type
1		10440.000	45.629	33.560	-28.371	74.000	12.070	PK
2	*	15660.000	49.926	32.321	-24.074	74.000	17.605	PK

Profile: 1962097R	Page No.: 148
Engineer: Simon	
Site: AC5	Time: 2019/07/16 - 00:39
Limit: FCC_Part15.209_RE(3m)	Margin: 0
Probe: Horn_3117_00167055(1-18GHz)	Polarity: Vertical
EUT: Wireless Access Point	Power: AC 120V/60Hz
Note: Mode 4:Transmit at 5220MHz by 802.11ac (20MHz) ANT 0	



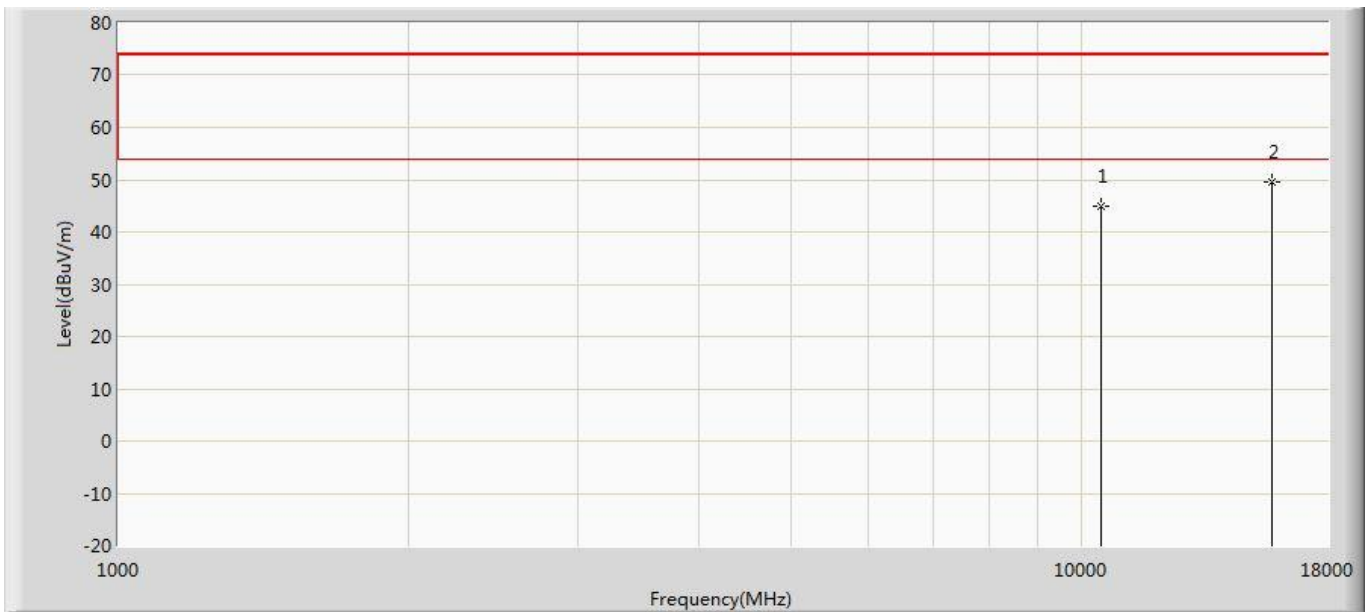
No	Mark	Frequency (MHz)	Measure Level (dBuV/m)	Reading Level (dBuV)	Over Limit (dB)	Limit (dBuV/m)	Factor (dB)	Type
1		10440.000	45.206	33.137	-28.794	74.000	12.070	PK
2	*	15660.000	49.800	32.195	-24.200	74.000	17.605	PK

Profile: 1962097R	Page No.: 149
Engineer: Simon	
Site: AC5	Time: 2019/07/16 - 00:39
Limit: FCC_Part15.209_RE(3m)	Margin: 0
Probe: Horn_3117_00167055(1-18GHz)	Polarity: Horizontal
EUT: Wireless Access Point	Power: AC 120V/60Hz
Note: Mode 4:Transmit at 5240MHz by 802.11ac (20MHz) ANT 0	



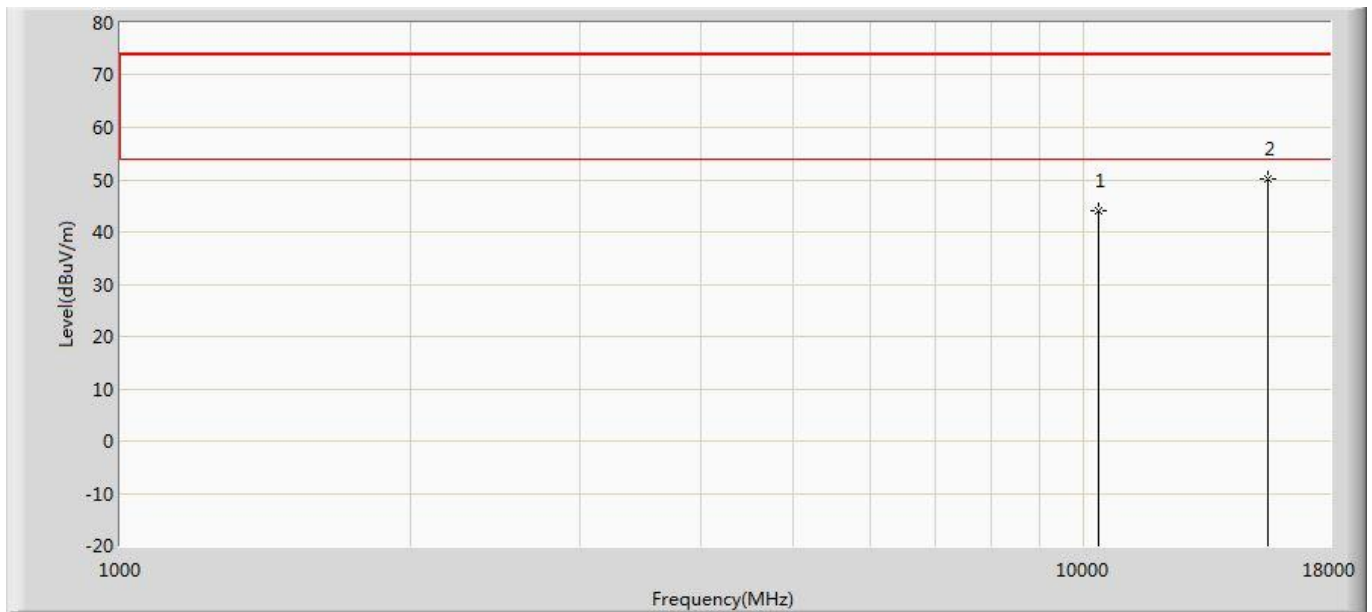
No	Mark	Frequency (MHz)	Measure Level (dBuV/m)	Reading Level (dBuV)	Over Limit (dB)	Limit (dBuV/m)	Factor (dB)	Type
1		10480.000	46.086	33.814	-27.914	74.000	12.272	PK
2	*	15720.000	50.677	32.640	-23.323	74.000	18.038	PK

Profile: 1962097R	Page No.: 150
Engineer: Simon	
Site: AC5	Time: 2019/07/16 - 00:39
Limit: FCC_Part15.209_RE(3m)	Margin: 0
Probe: Horn_3117_00167055(1-18GHz)	Polarity: Vertical
EUT: Wireless Access Point	Power: AC 120V/60Hz
Note: Mode 4:Transmit at 5240MHz by 802.11ac (20MHz) ANT 0	



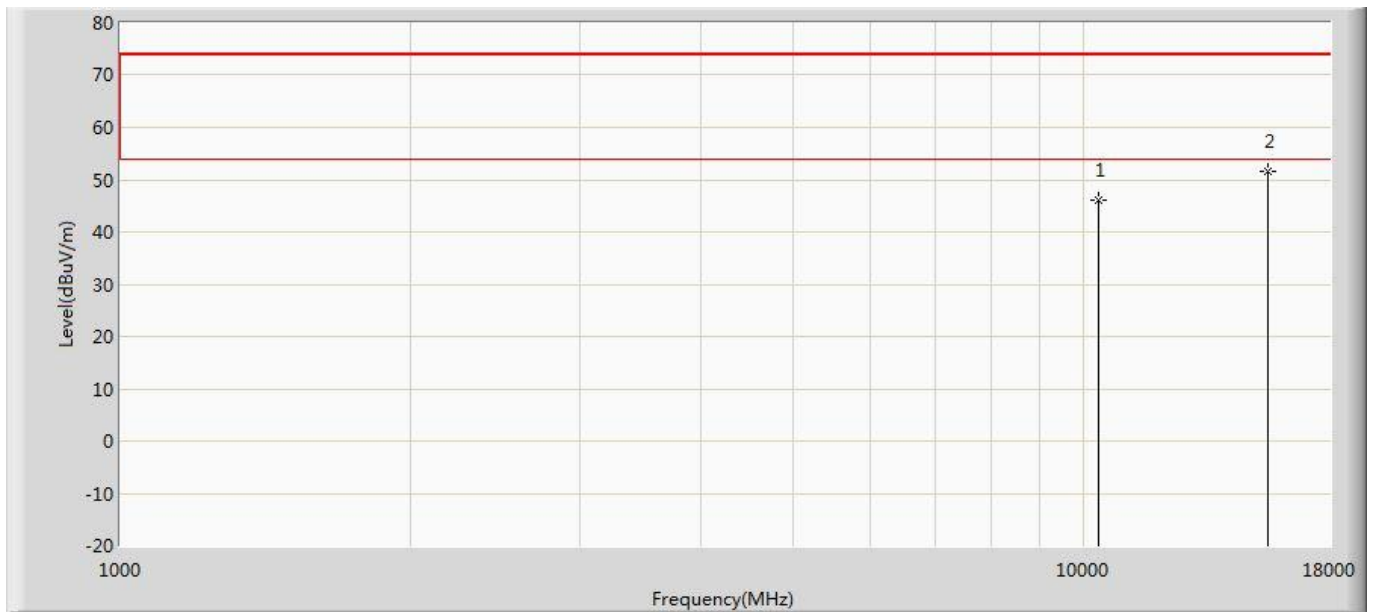
No	Mark	Frequency (MHz)	Measure Level (dBuV/m)	Reading Level (dBuV)	Over Limit (dB)	Limit (dBuV/m)	Factor (dB)	Type
1		10480.000	44.860	32.588	-29.140	74.000	12.272	PK
2	*	15720.000	49.473	31.436	-24.527	74.000	18.038	PK

Profile: 1962097R	Page No.: 273
Engineer: Simon	
Site: AC5	Time: 2019/07/17 - 06:09
Limit: FCC_Part15.209_RE(3m)	Margin: 0
Probe: Horn_3117_00167055(1-18GHz)	Polarity: Horizontal
EUT: Wireless Access Point	Power: AC 120V/60Hz
Note: Mode 4:Transmit at 5180MHz by 802.11ac (20MHz) ANT 1	



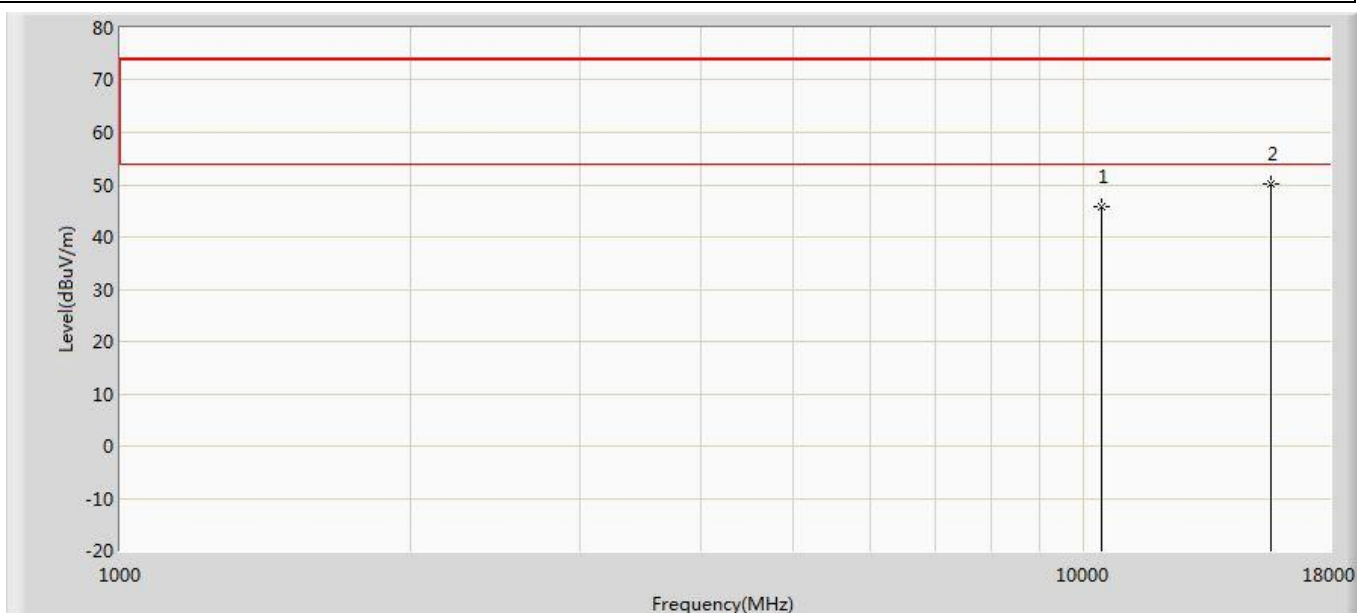
No	Mark	Frequency (MHz)	Measure Level (dBuV/m)	Reading Level (dBuV)	Over Limit (dB)	Limit (dBuV/m)	Factor (dB)	Type
1		10360.000	43.966	32.447	-30.034	74.000	11.519	PK
2	*	15540.000	50.272	32.415	-23.728	74.000	17.857	PK

Profile: 1962097R	Page No.: 274
Engineer: Simon	
Site: AC5	Time: 2019/07/17 - 06:09
Limit: FCC_Part15.209_RE(3m)	Margin: 0
Probe: Horn_3117_00167055(1-18GHz)	Polarity: Vertical
EUT: Wireless Access Point	Power: AC 120V/60Hz
Note: Mode 4:Transmit at 5180MHz by 802.11ac (20MHz) ANT 1	



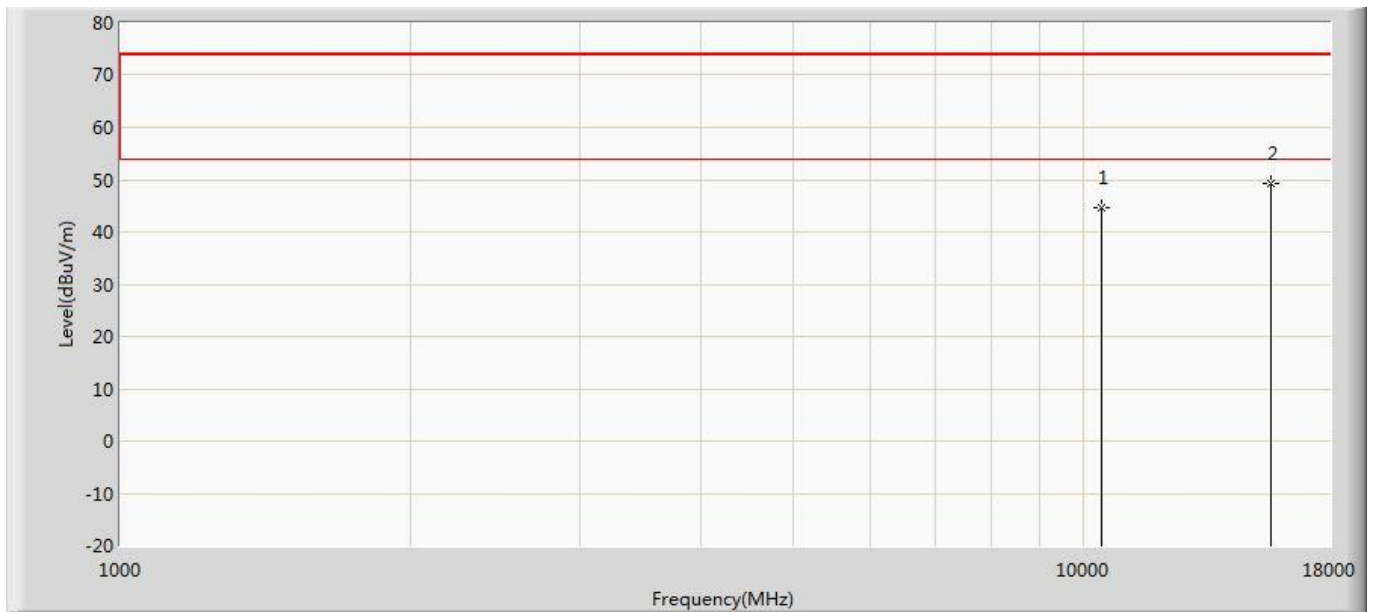
No	Mark	Frequency (MHz)	Measure Level (dBuV/m)	Reading Level (dBuV)	Over Limit (dB)	Limit (dBuV/m)	Factor (dB)	Type
1		10360.000	46.039	34.520	-27.961	74.000	11.519	PK
2	*	15540.000	51.558	33.701	-22.442	74.000	17.857	PK

Profile: 1962097R	Page No.: 275
Engineer: Simon	
Site: AC5	Time: 2019/07/17 - 06:09
Limit: FCC_Part15.209_RE(3m)	Margin: 0
Probe: Horn_3117_00167055(1-18GHz)	Polarity: Horizontal
EUT: Wireless Access Point	Power: AC 120V/60Hz
Note: Mode 4:Transmit at 5220MHz by 802.11ac (20MHz) ANT 1	



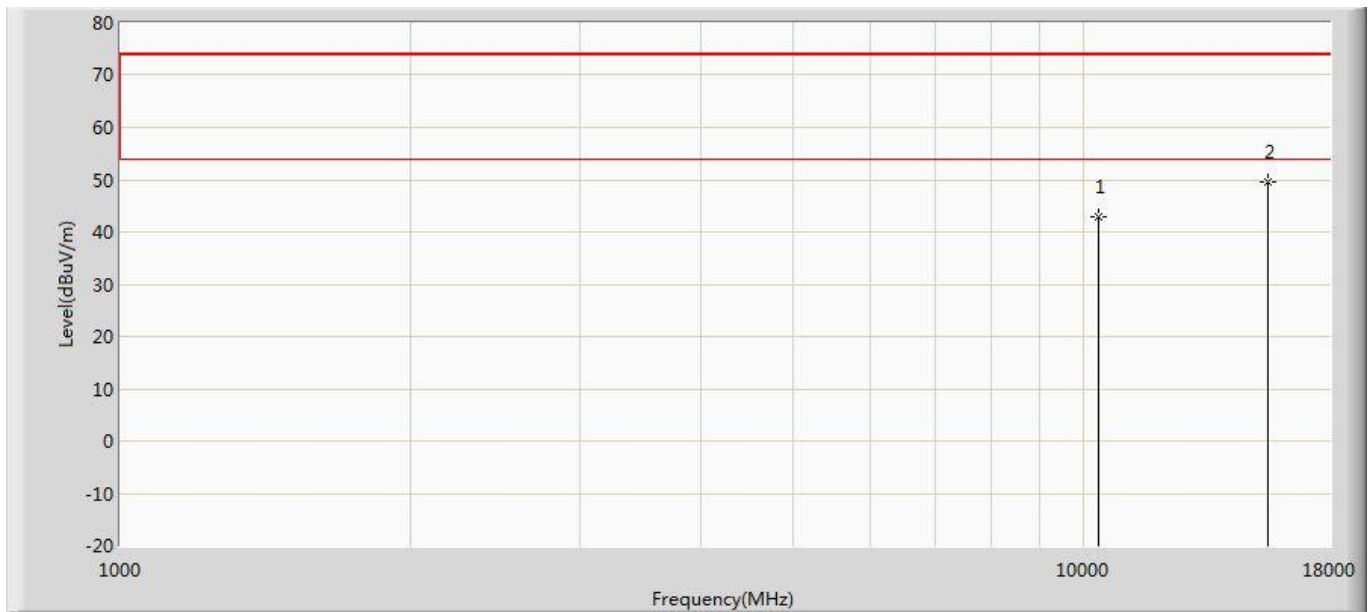
No	Mark	Frequency (MHz)	Measure Level (dBuV/m)	Reading Level (dBuV)	Over Limit (dB)	Limit (dBuV/m)	Factor (dB)	Type
1		10440.000	45.655	33.586	-28.345	74.000	12.070	PK
2	*	15660.000	50.046	32.441	-23.954	74.000	17.605	PK

Profile: 1962097R	Page No.: 276
Engineer: Simon	
Site: AC5	Time: 2019/07/17 - 06:09
Limit: FCC_Part15.209_RE(3m)	Margin: 0
Probe: Horn_3117_00167055(1-18GHz)	Polarity: Vertical
EUT: Wireless Access Point	Power: AC 120V/60Hz
Note: Mode 4:Transmit at 5220MHz by 802.11ac (20MHz) ANT 1	



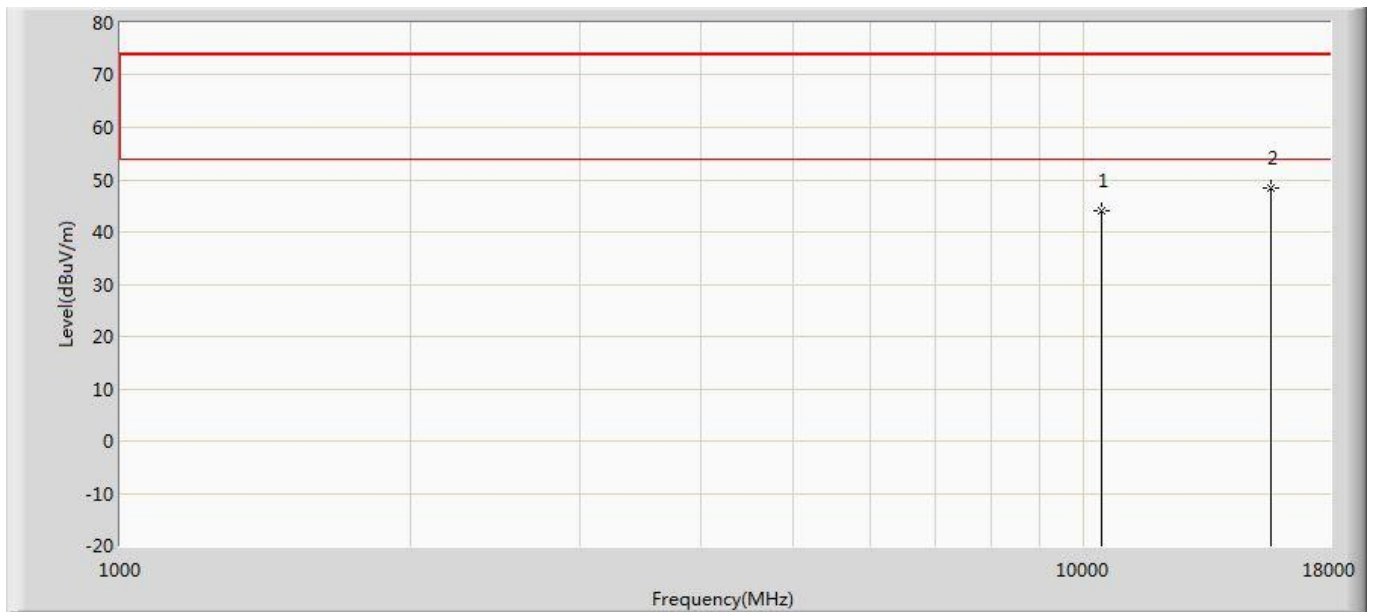
No	Mark	Frequency (MHz)	Measure Level (dBuV/m)	Reading Level (dBuV)	Over Limit (dB)	Limit (dBuV/m)	Factor (dB)	Type
1		10440.000	44.523	32.454	-29.477	74.000	12.070	PK
2	*	15660.000	49.152	31.547	-24.848	74.000	17.605	PK

Profile: 1962097R	Page No.: 277
Engineer: Simon	
Site: AC5	Time: 2019/07/17 - 06:10
Limit: FCC_Part15.209_RE(3m)	Margin: 0
Probe: Horn_3117_00167055(1-18GHz)	Polarity: Horizontal
EUT: Wireless Access Point	Power: AC 120V/60Hz
Note: Mode 4:Transmit at 5240MHz by 802.11ac (20MHz) ANT 1	



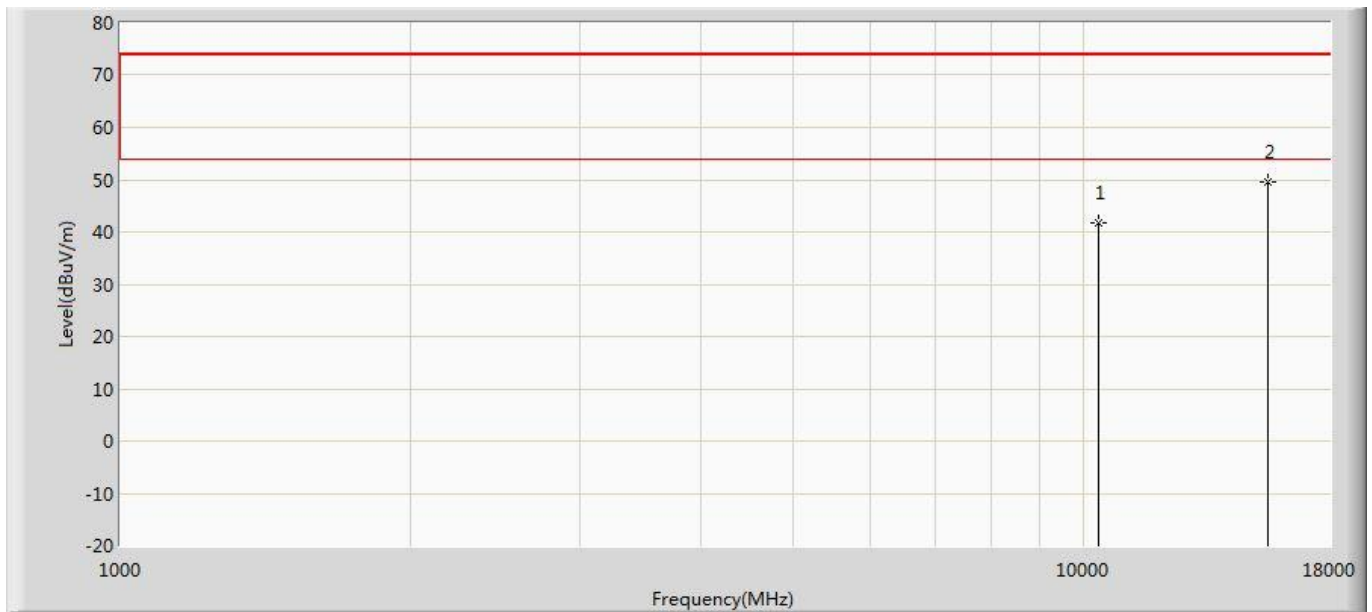
No	Mark	Frequency (MHz)	Measure Level (dBuV/m)	Reading Level (dBuV)	Over Limit (dB)	Limit (dBuV/m)	Factor (dB)	Type
1		10360.000	43.041	31.522	-30.959	74.000	11.519	PK
2	*	15540.000	49.514	31.657	-24.486	74.000	17.857	PK

Profile: 1962097R	Page No.: 278
Engineer: Simon	
Site: AC5	Time: 2019/07/17 - 06:10
Limit: FCC_Part15.209_RE(3m)	Margin: 0
Probe: Horn_3117_00167055(1-18GHz)	Polarity: Vertical
EUT: Wireless Access Point	Power: AC 120V/60Hz
Note: Mode 4:Transmit at 5240MHz by 802.11ac (20MHz) ANT 1	



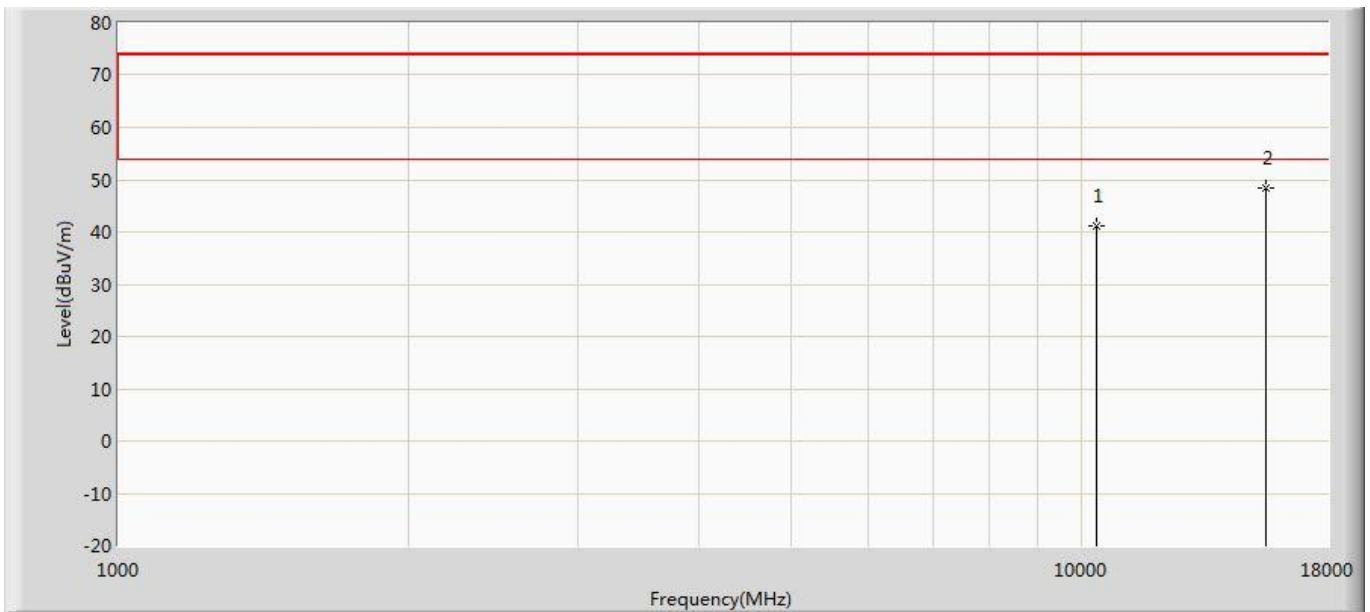
No	Mark	Frequency (MHz)	Measure Level (dBuV/m)	Reading Level (dBuV)	Over Limit (dB)	Limit (dBuV/m)	Factor (dB)	Type
1		10440.000	44.137	32.068	-29.863	74.000	12.070	PK
2	*	15660.000	48.456	30.851	-25.544	74.000	17.605	PK

Profile: 1962097R	Page No.: 279
Engineer: Simon	
Site: AC5	Time: 2019/07/17 - 06:10
Limit: FCC_Part15.209_RE(3m)	Margin: 0
Probe: Horn_3117_00167055(1-18GHz)	Polarity: Horizontal
EUT: Wireless Access Point	Power: AC 120V/60Hz
Note: Mode 4:Transmit at 5180MHz by 802.11ac (20MHz) CDD	



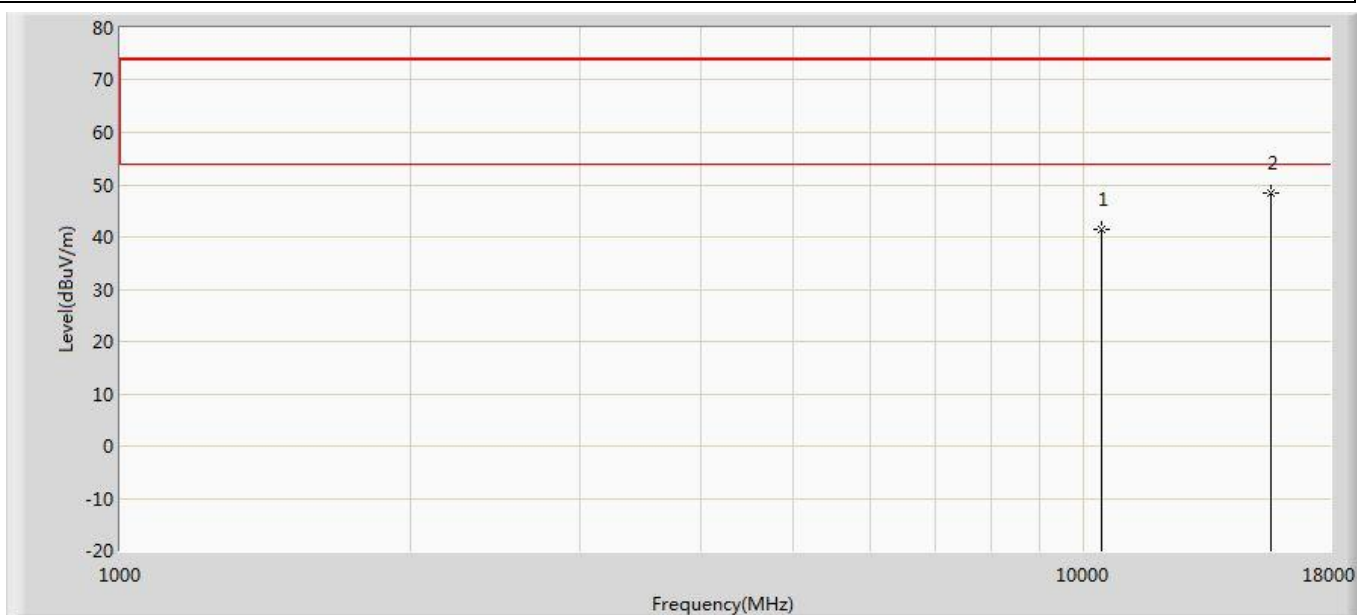
No	Mark	Frequency (MHz)	Measure Level (dBuV/m)	Reading Level (dBuV)	Over Limit (dB)	Limit (dBuV/m)	Factor (dB)	Type
1		10360.000	41.710	30.191	-32.290	74.000	11.519	PK
2	*	15540.000	49.483	31.626	-24.517	74.000	17.857	PK

Profile: 1962097R	Page No.: 280
Engineer: Simon	
Site: AC5	Time: 2019/07/17 - 06:10
Limit: FCC_Part15.209_RE(3m)	Margin: 0
Probe: Horn_3117_00167055(1-18GHz)	Polarity: Vertical
EUT: Wireless Access Point	Power: AC 120V/60Hz
Note: Mode 4:Transmit at 5180MHz by 802.11ac (20MHz) CDD	



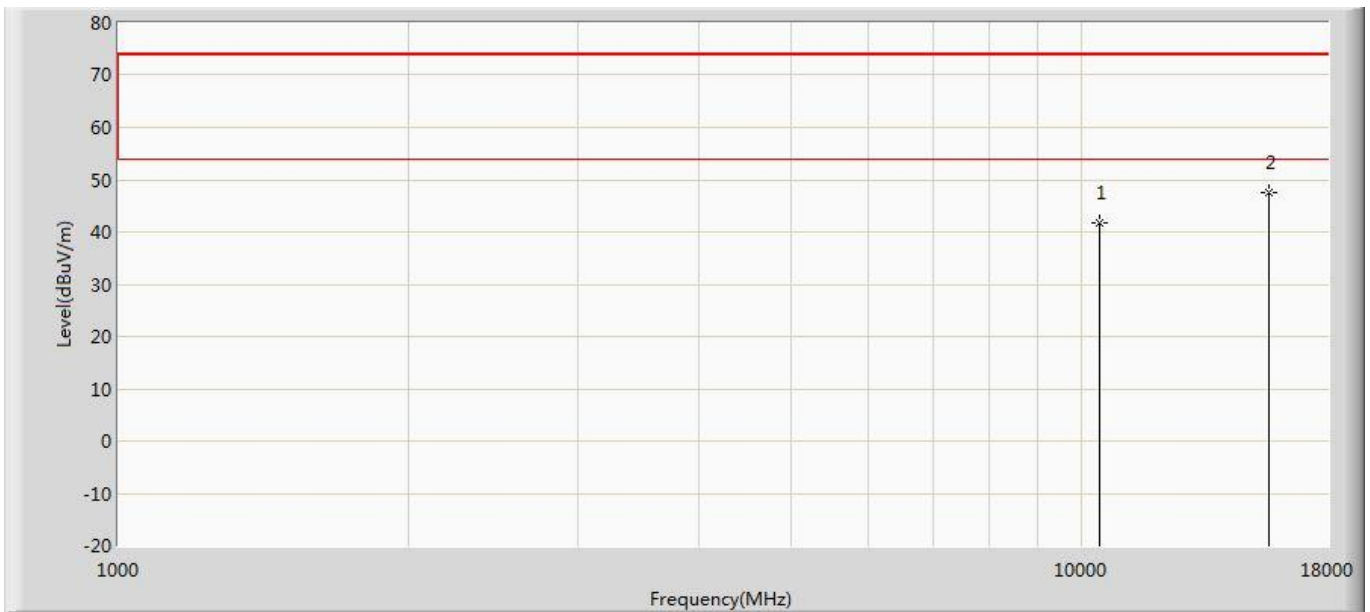
No	Mark	Frequency (MHz)	Measure Level (dBuV/m)	Reading Level (dBuV)	Over Limit (dB)	Limit (dBuV/m)	Factor (dB)	Type
1		10360.000	41.189	29.670	-32.811	74.000	11.519	PK
2	*	15540.000	48.281	30.424	-25.719	74.000	17.857	PK

Profile: 1962097R	Page No.: 281
Engineer: Simon	
Site: AC5	Time: 2019/07/17 - 06:10
Limit: FCC_Part15.209_RE(3m)	Margin: 0
Probe: Horn_3117_00167055(1-18GHz)	Polarity: Horizontal
EUT: Wireless Access Point	Power: AC 120V/60Hz
Note: Mode 4:Transmit at 5220MHz by 802.11ac (20MHz) CDD	



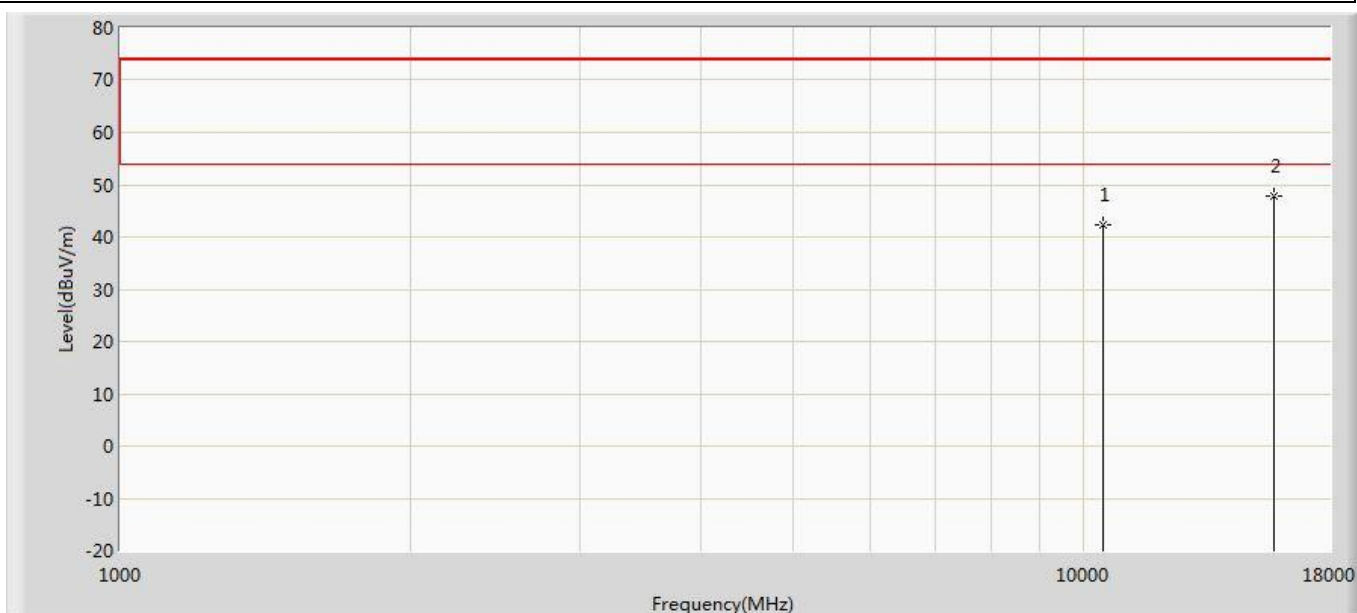
No	Mark	Frequency (MHz)	Measure Level (dBuV/m)	Reading Level (dBuV)	Over Limit (dB)	Limit (dBuV/m)	Factor (dB)	Type
1		10440.000	41.394	29.325	-32.606	74.000	12.070	PK
2	*	15660.000	48.303	30.698	-25.697	74.000	17.605	PK

Profile: 1962097R	Page No.: 282
Engineer: Simon	
Site: AC5	Time: 2019/07/17 - 06:10
Limit: FCC_Part15.209_RE(3m)	Margin: 0
Probe: Horn_3117_00167055(1-18GHz)	Polarity: Vertical
EUT: Wireless Access Point	Power: AC 120V/60Hz
Note: Mode 4:Transmit at 5220MHz by 802.11ac (20MHz) CDD	



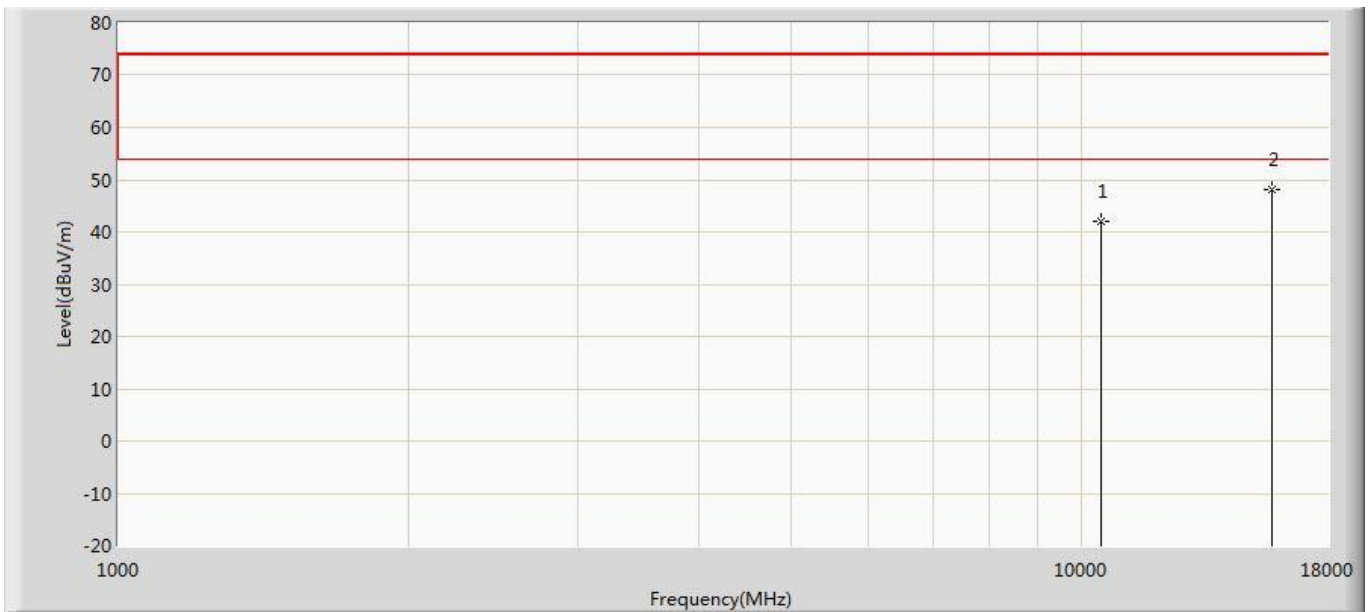
No	Mark	Frequency (MHz)	Measure Level (dBuV/m)	Reading Level (dBuV)	Over Limit (dB)	Limit (dBuV/m)	Factor (dB)	Type
1		10440.000	41.786	29.717	-32.214	74.000	12.070	PK
2	*	15660.000	47.616	30.011	-26.384	74.000	17.605	PK

Profile: 1962097R	Page No.: 283
Engineer: Simon	
Site: AC5	Time: 2019/07/17 - 06:10
Limit: FCC_Part15.209_RE(3m)	Margin: 0
Probe: Horn_3117_00167055(1-18GHz)	Polarity: Horizontal
EUT: Wireless Access Point	Power: AC 120V/60Hz
Note: Mode 4:Transmit at 5240MHz by 802.11ac (20MHz) CDD	



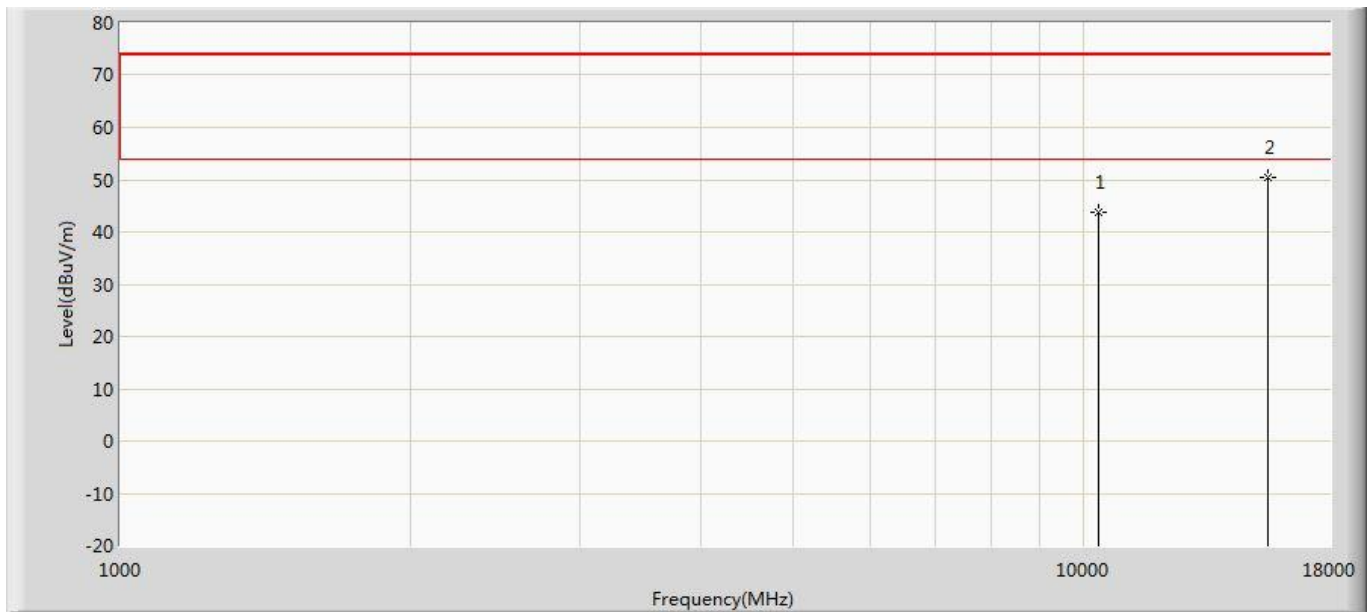
No	Mark	Frequency (MHz)	Measure Level (dBuV/m)	Reading Level (dBuV)	Over Limit (dB)	Limit (dBuV/m)	Factor (dB)	Type
1		10480.000	42.250	29.978	-31.750	74.000	12.272	PK
2	*	15720.000	47.716	29.679	-26.284	74.000	18.038	PK

Profile: 1962097R	Page No.: 284
Engineer: Simon	
Site: AC5	Time: 2019/07/17 - 06:10
Limit: FCC_Part15.209_RE(3m)	Margin: 0
Probe: Horn_3117_00167055(1-18GHz)	Polarity: Vertical
EUT: Wireless Access Point	Power: AC 120V/60Hz
Note: Mode 4:Transmit at 5240MHz by 802.11ac (20MHz) CDD	



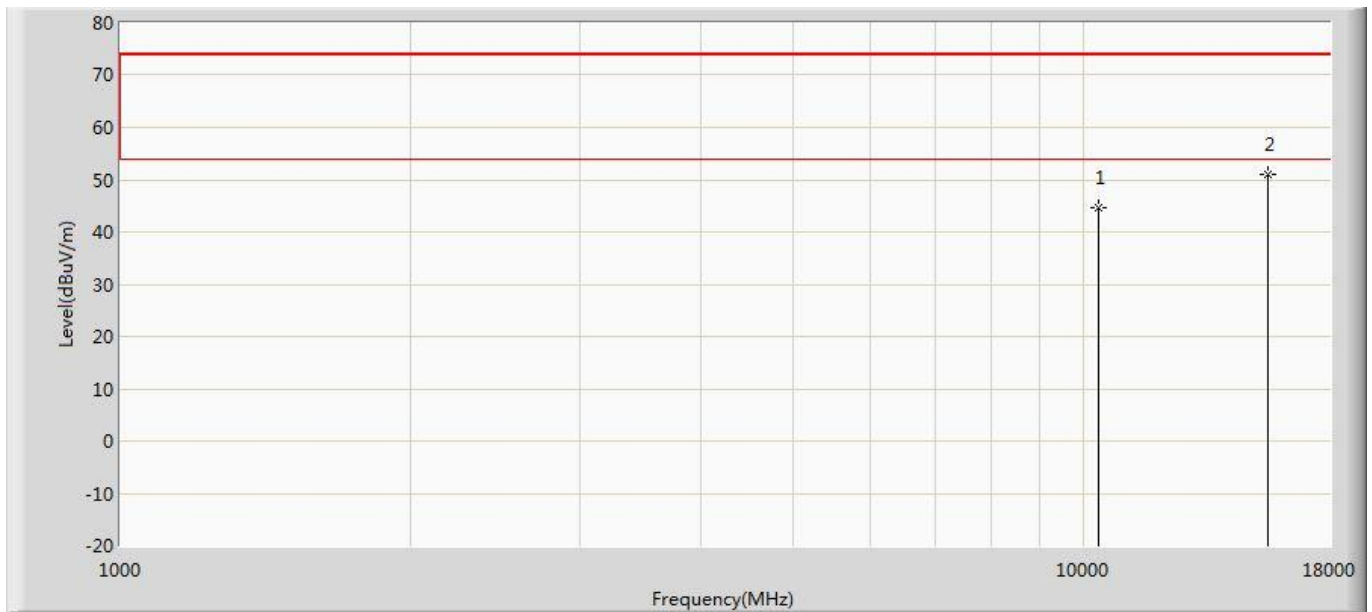
No	Mark	Frequency (MHz)	Measure Level (dBuV/m)	Reading Level (dBuV)	Over Limit (dB)	Limit (dBuV/m)	Factor (dB)	Type
1		10480.000	42.114	29.842	-31.886	74.000	12.272	PK
2	*	15720.000	48.189	30.152	-25.811	74.000	18.038	PK

Profile: 1962097R	Page No.: 151
Engineer: Simon	
Site: AC5	Time: 2019/07/16 - 00:39
Limit: FCC_Part15.209_RE(3m)	Margin: 0
Probe: Horn_3117_00167055(1-18GHz)	Polarity: Horizontal
EUT: Wireless Access Point	Power: AC 120V/60Hz
Note: Mode 4:Transmit at 5180MHz by 802.11ac (20MHz) Beamforming	



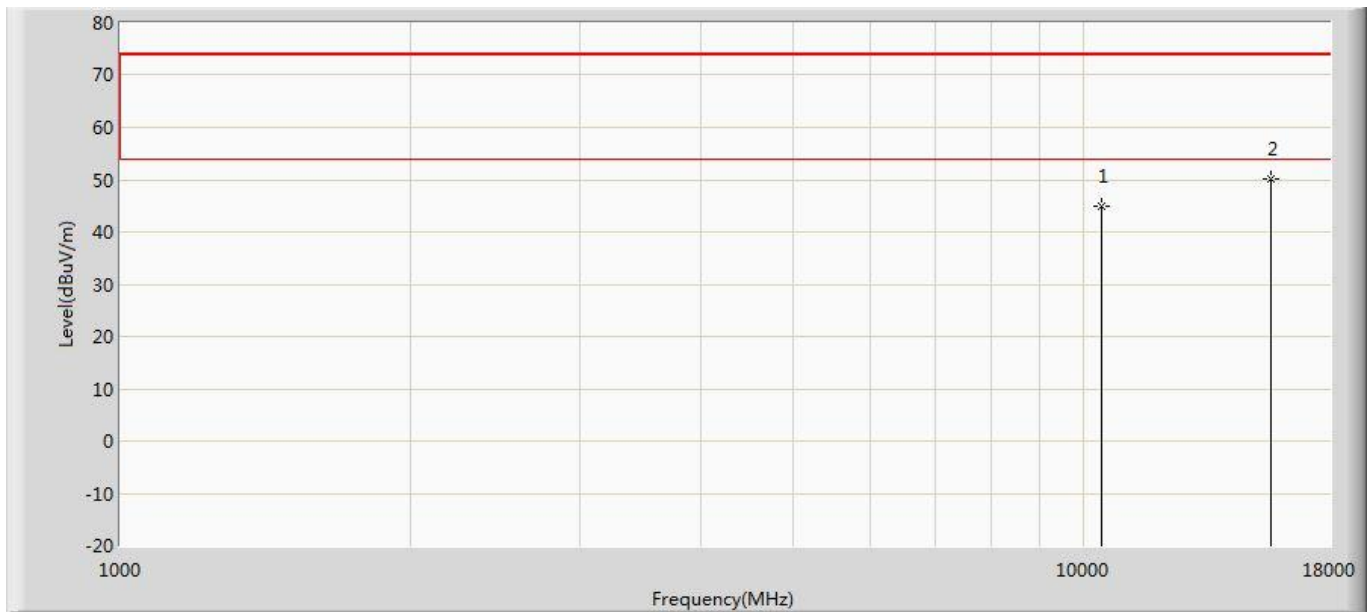
No	Mark	Frequency (MHz)	Measure Level (dBuV/m)	Reading Level (dBuV)	Over Limit (dB)	Limit (dBuV/m)	Factor (dB)	Type
1		10360.000	43.902	32.383	-30.098	74.000	11.519	PK
2	*	15540.000	50.305	32.448	-23.695	74.000	17.857	PK

Profile: 1962097R	Page No.: 152
Engineer: Simon	
Site: AC5	Time: 2019/07/16 - 00:39
Limit: FCC_Part15.209_RE(3m)	Margin: 0
Probe: Horn_3117_00167055(1-18GHz)	Polarity: Vertical
EUT: Wireless Access Point	Power: AC 120V/60Hz
Note: Mode 4:Transmit at 5180MHz by 802.11ac (20MHz) Beamforming	



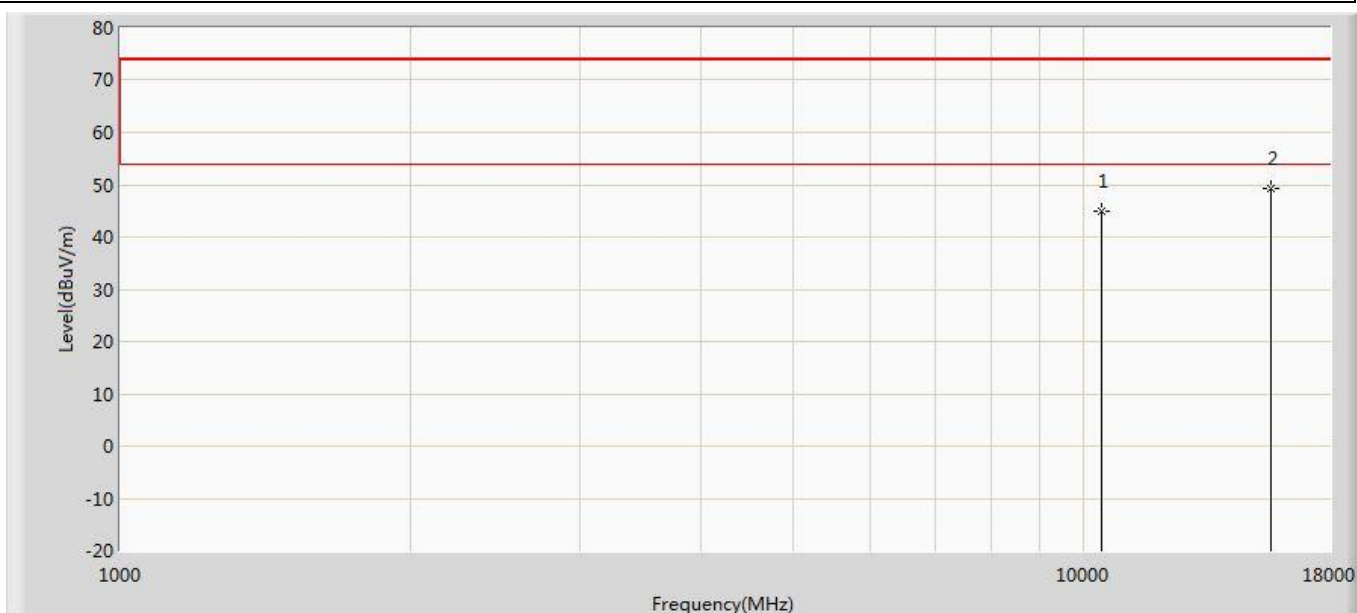
No	Mark	Frequency (MHz)	Measure Level (dBuV/m)	Reading Level (dBuV)	Over Limit (dB)	Limit (dBuV/m)	Factor (dB)	Type
1		10360.000	44.563	33.044	-29.437	74.000	11.519	PK
2	*	15540.000	50.946	33.089	-23.054	74.000	17.857	PK

Profile: 1962097R	Page No.: 153
Engineer: Simon	
Site: AC5	Time: 2019/07/16 - 00:40
Limit: FCC_Part15.209_RE(3m)	Margin: 0
Probe: Horn_3117_00167055(1-18GHz)	Polarity: Horizontal
EUT: Wireless Access Point	Power: AC 120V/60Hz
Note: Mode 4:Transmit at 5220MHz by 802.11ac (20MHz) Beamforming	



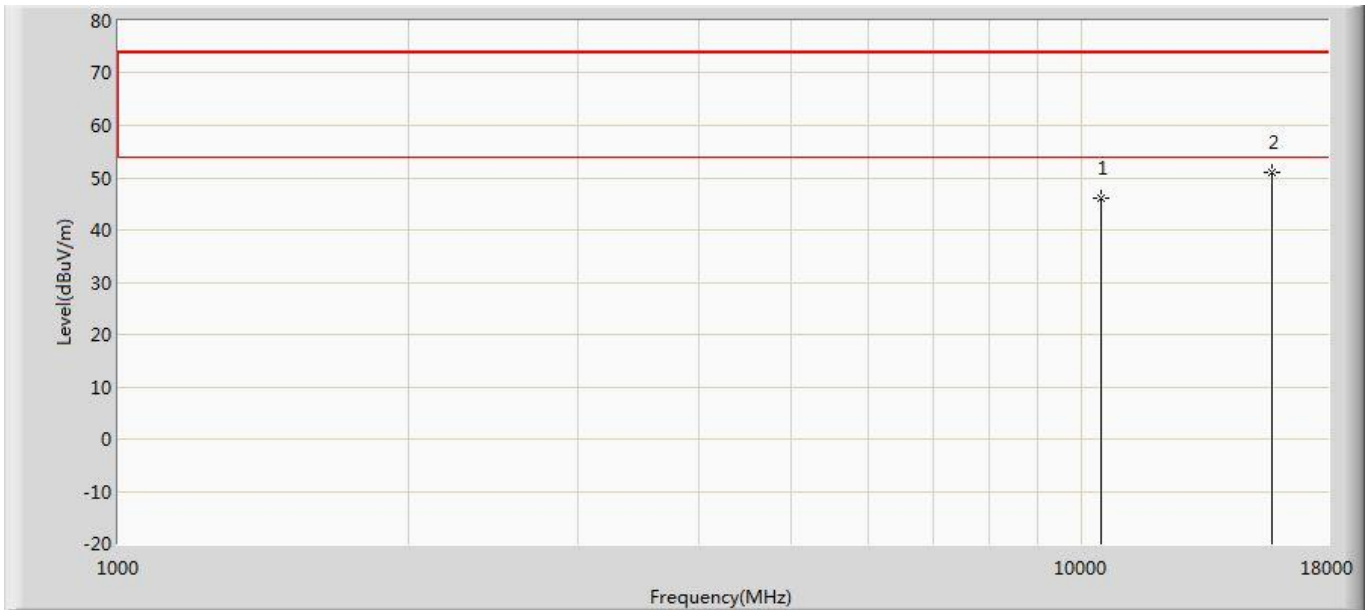
No	Mark	Frequency (MHz)	Measure Level (dBuV/m)	Reading Level (dBuV)	Over Limit (dB)	Limit (dBuV/m)	Factor (dB)	Type
1		10440.000	44.977	32.908	-29.023	74.000	12.070	PK
2	*	15660.000	50.221	32.616	-23.779	74.000	17.605	PK

Profile: 1962097R	Page No.: 154
Engineer: Simon	
Site: AC5	Time: 2019/07/16 - 00:40
Limit: FCC_Part15.209_RE(3m)	Margin: 0
Probe: Horn_3117_00167055(1-18GHz)	Polarity: Vertical
EUT: Wireless Access Point	Power: AC 120V/60Hz
Note: Mode 4:Transmit at 5220MHz by 802.11ac (20MHz) Beamforming	



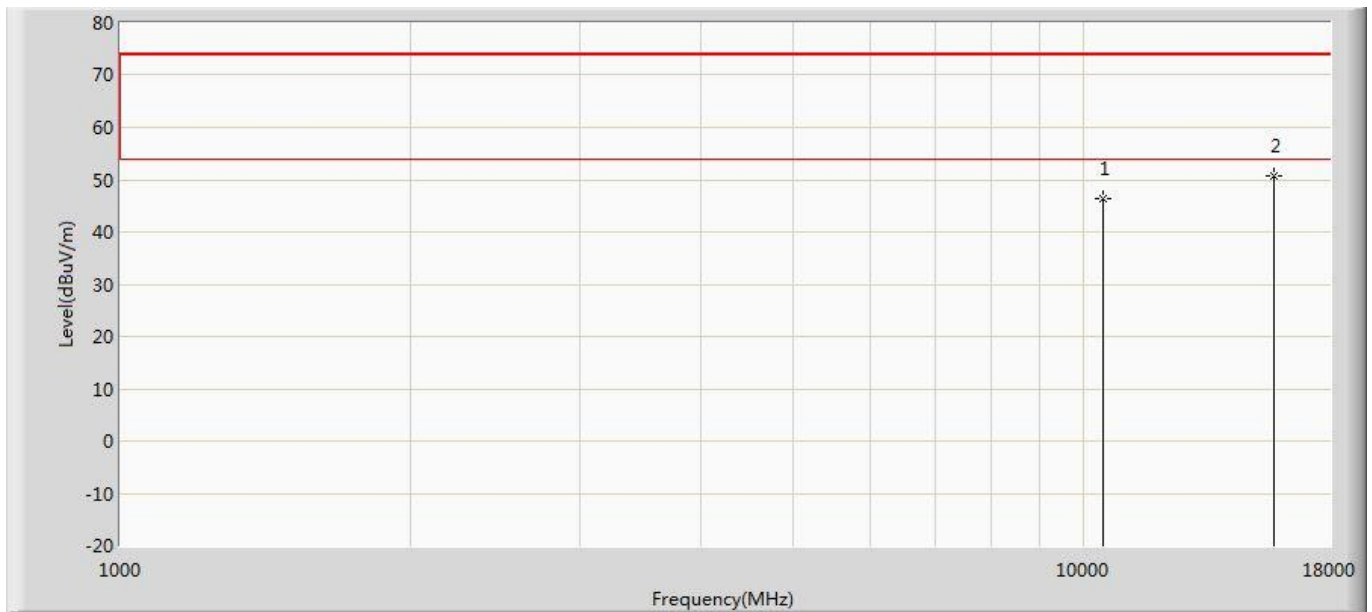
No	Mark	Frequency (MHz)	Measure Level (dBuV/m)	Reading Level (dBuV)	Over Limit (dB)	Limit (dBuV/m)	Factor (dB)	Type
1		10440.000	45.011	32.942	-28.989	74.000	12.070	PK
2	*	15660.000	49.278	31.673	-24.722	74.000	17.605	PK

Profile: 1962097R	Page No.: 155
Engineer: Simon	
Site: AC5	Time: 2019/07/16 - 00:40
Limit: FCC_Part15.209_RE(3m)	Margin: 0
Probe: Horn_3117_00167055(1-18GHz)	Polarity: Horizontal
EUT: Wireless Access Point	Power: AC 120V/60Hz
Note: Mode 4:Transmit at 5240MHz by 802.11ac (20MHz) Beamforming	



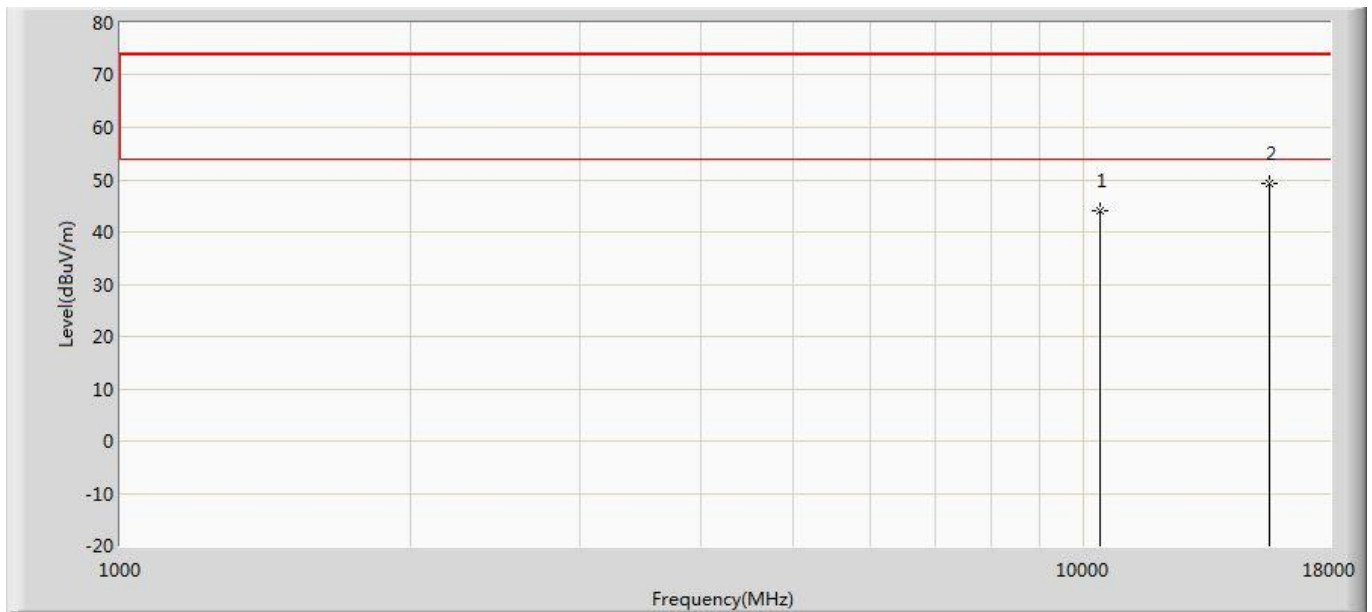
No	Mark	Frequency (MHz)	Measure Level (dBuV/m)	Reading Level (dBuV)	Over Limit (dB)	Limit (dBuV/m)	Factor (dB)	Type
1		10480.000	46.155	33.883	-27.845	74.000	12.272	PK
2	*	15720.000	51.043	33.006	-22.957	74.000	18.038	PK

Profile: 1962097R	Page No.: 156
Engineer: Simon	
Site: AC5	Time: 2019/07/16 - 00:40
Limit: FCC_Part15.209_RE(3m)	Margin: 0
Probe: Horn_3117_00167055(1-18GHz)	Polarity: Vertical
EUT: Wireless Access Point	Power: AC 120V/60Hz
Note: Mode 4:Transmit at 5240MHz by 802.11ac (20MHz) Beamforming	



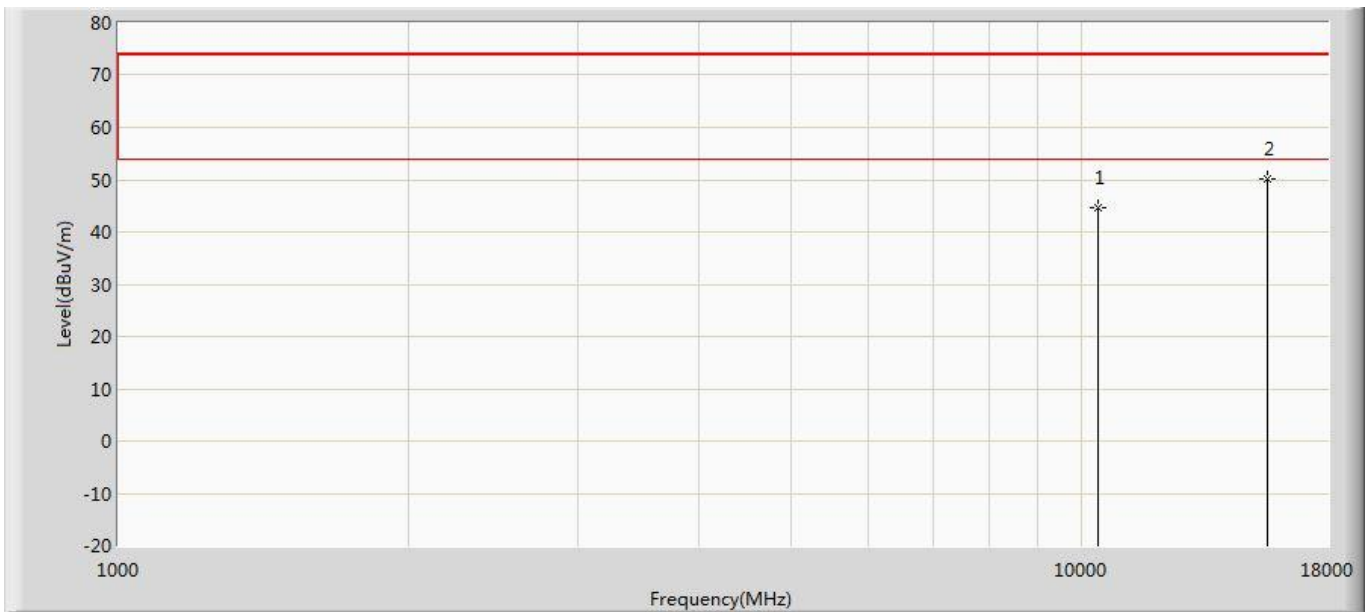
No	Mark	Frequency (MHz)	Measure Level (dBuV/m)	Reading Level (dBuV)	Over Limit (dB)	Limit (dBuV/m)	Factor (dB)	Type
1		10480.000	46.493	34.221	-27.507	74.000	12.272	PK
2	*	15720.000	50.857	32.820	-23.143	74.000	18.038	PK

Profile: 1962097R	Page No.: 157
Engineer: Simon	
Site: AC5	Time: 2019/07/16 - 00:40
Limit: FCC_Part15.209_RE(3m)	Margin: 0
Probe: Horn_3117_00167055(1-18GHz)	Polarity: Horizontal
EUT: Wireless Access Point	Power: AC 120V/60Hz
Note: Mode 5:Transmit at 5190MHz by 802.11ac (40MHz) ANT 0	



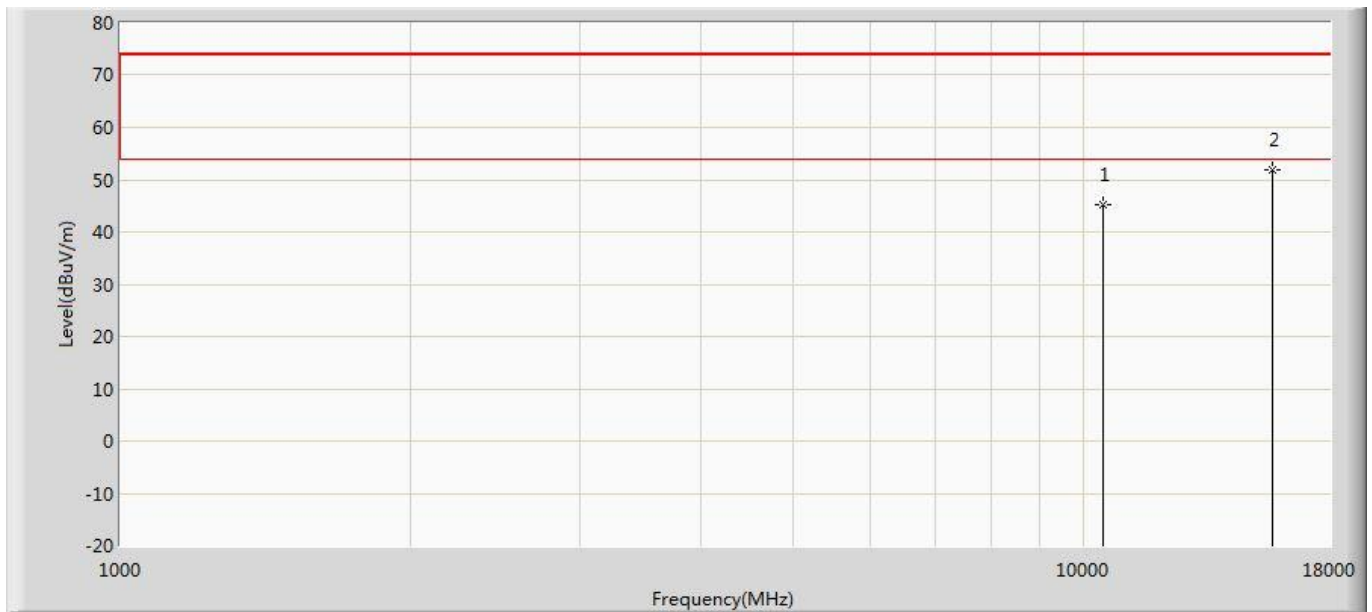
No	Mark	Frequency (MHz)	Measure Level (dBuV/m)	Reading Level (dBuV)	Over Limit (dB)	Limit (dBuV/m)	Factor (dB)	Type
1		10380.000	44.015	32.365	-29.985	74.000	11.650	PK
2	*	15570.000	49.182	31.308	-24.818	74.000	17.874	PK

Profile: 1962097R	Page No.: 158
Engineer: Simon	
Site: AC5	Time: 2019/07/16 - 00:40
Limit: FCC_Part15.209_RE(3m)	Margin: 0
Probe: Horn_3117_00167055(1-18GHz)	Polarity: Vertical
EUT: Wireless Access Point	Power: AC 120V/60Hz
Note: Mode 5:Transmit at 5190MHz by 802.11ac (40MHz) ANT 0	



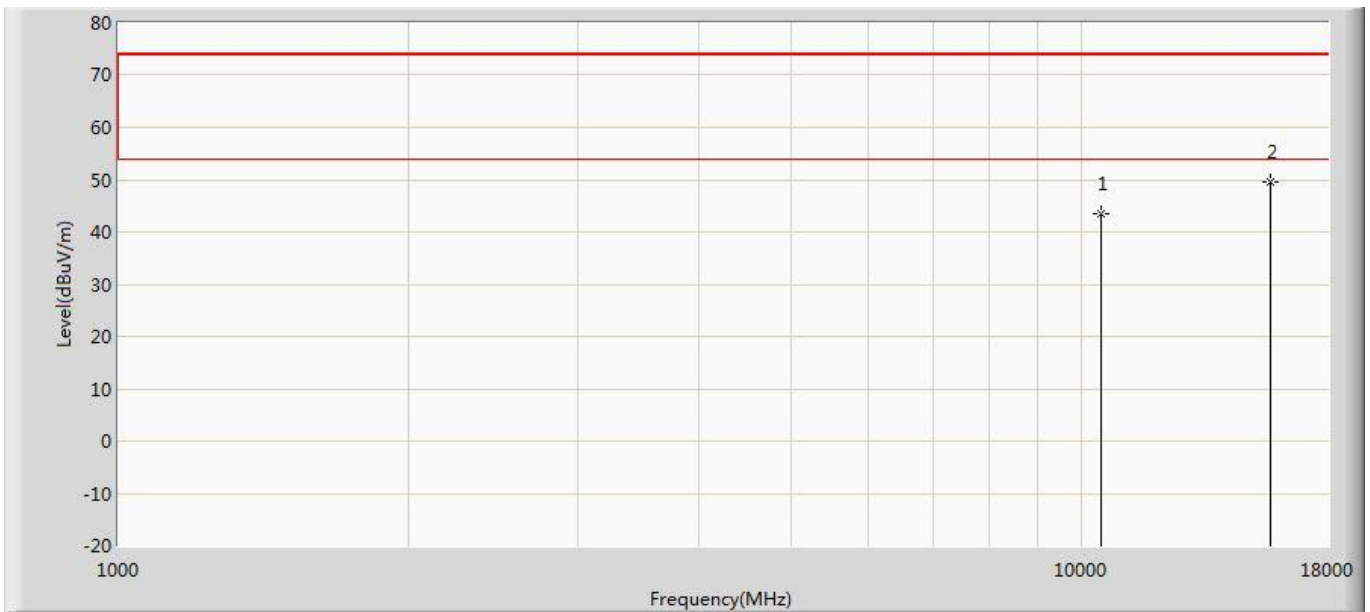
No	Mark	Frequency (MHz)	Measure Level (dBuV/m)	Reading Level (dBuV)	Over Limit (dB)	Limit (dBuV/m)	Factor (dB)	Type
1		10380.000	44.573	32.923	-29.427	74.000	11.650	PK
2	*	15570.000	50.177	32.303	-23.823	74.000	17.874	PK

Profile: 1962097R	Page No.: 159
Engineer: Simon	
Site: AC5	Time: 2019/07/16 - 00:40
Limit: FCC_Part15.209_RE(3m)	Margin: 0
Probe: Horn_3117_00167055(1-18GHz)	Polarity: Horizontal
EUT: Wireless Access Point	Power: AC 120V/60Hz
Note: Mode 5:Transmit at 5230MHz by 802.11ac (40MHz) ANT 0	



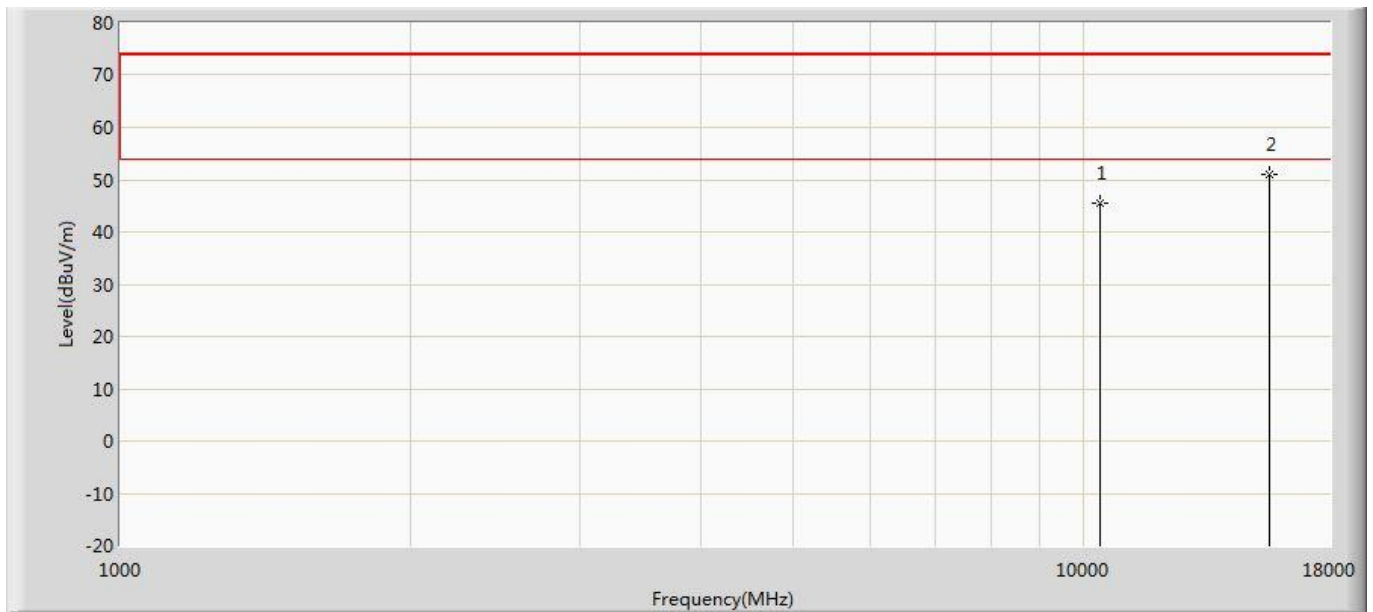
No	Mark	Frequency (MHz)	Measure Level (dBuV/m)	Reading Level (dBuV)	Over Limit (dB)	Limit (dBuV/m)	Factor (dB)	Type
1		10460.000	45.171	33.107	-28.829	74.000	12.064	PK
2	*	15690.000	51.795	33.937	-22.205	74.000	17.857	PK

Profile: 1962097R	Page No.: 160
Engineer: Simon	
Site: AC5	Time: 2019/07/16 - 00:40
Limit: FCC_Part15.209_RE(3m)	Margin: 0
Probe: Horn_3117_00167055(1-18GHz)	Polarity: Vertical
EUT: Wireless Access Point	Power: AC 120V/60Hz
Note: Mode 5:Transmit at 5230MHz by 802.11ac (40MHz) ANT 0	



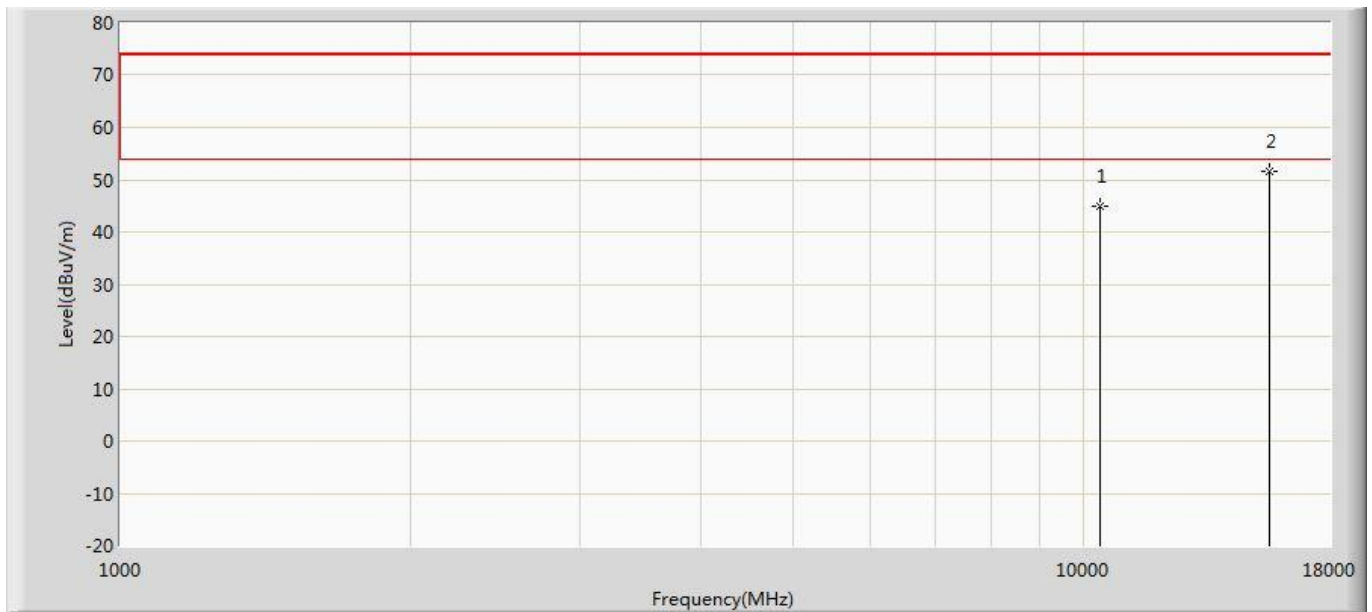
No	Mark	Frequency (MHz)	Measure Level (dBuV/m)	Reading Level (dBuV)	Over Limit (dB)	Limit (dBuV/m)	Factor (dB)	Type
1		10460.000	43.516	31.452	-30.484	74.000	12.064	PK
2	*	15690.000	49.644	31.786	-24.356	74.000	17.857	PK

Profile: 1962097R	Page No.: 285
Engineer: Simon	
Site: AC5	Time: 2019/07/17 - 06:10
Limit: FCC_Part15.209_RE(3m)	Margin: 0
Probe: Horn_3117_00167055(1-18GHz)	Polarity: Horizontal
EUT: Wireless Access Point	Power: AC 120V/60Hz
Note: Mode 5:Transmit at 5190MHz by 802.11ac (40MHz) ANT 1	



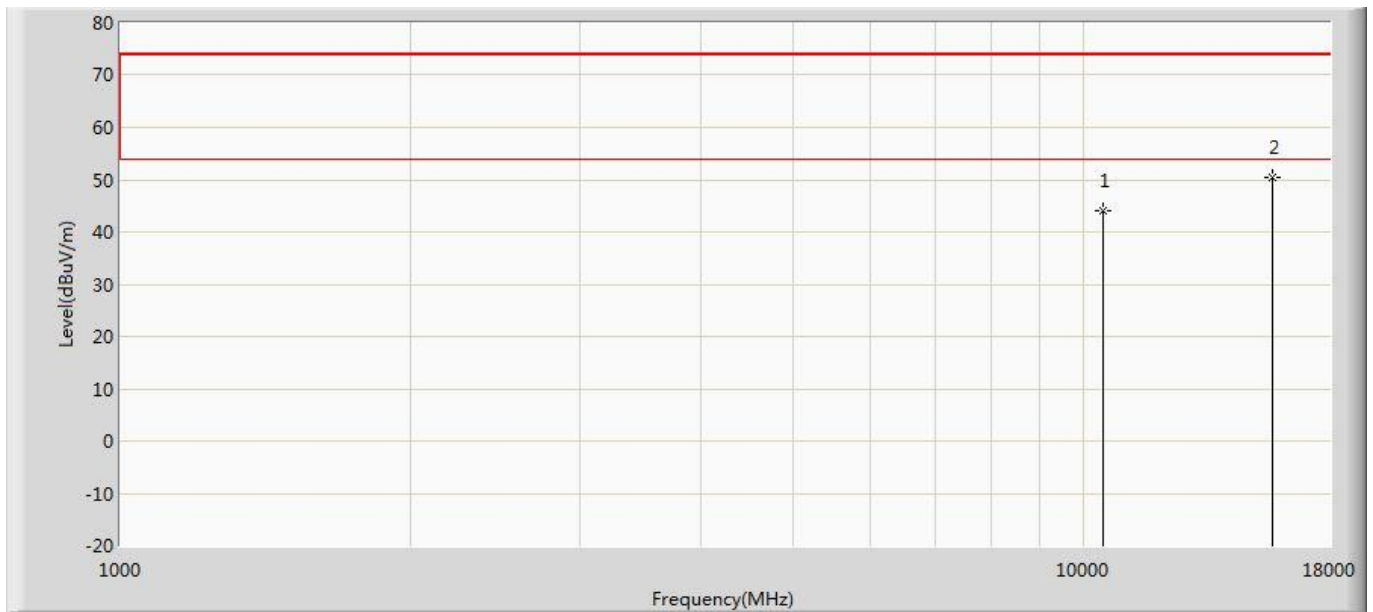
No	Mark	Frequency (MHz)	Measure Level (dBuV/m)	Reading Level (dBuV)	Over Limit (dB)	Limit (dBuV/m)	Factor (dB)	Type
1		10380.000	45.562	33.912	-28.438	74.000	11.650	PK
2	*	15570.000	51.096	33.222	-22.904	74.000	17.874	PK

Profile: 1962097R	Page No.: 286
Engineer: Simon	
Site: AC5	Time: 2019/07/17 - 06:10
Limit: FCC_Part15.209_RE(3m)	Margin: 0
Probe: Horn_3117_00167055(1-18GHz)	Polarity: Vertical
EUT: Wireless Access Point	Power: AC 120V/60Hz
Note: Mode 5:Transmit at 5190MHz by 802.11ac (40MHz) ANT 1	



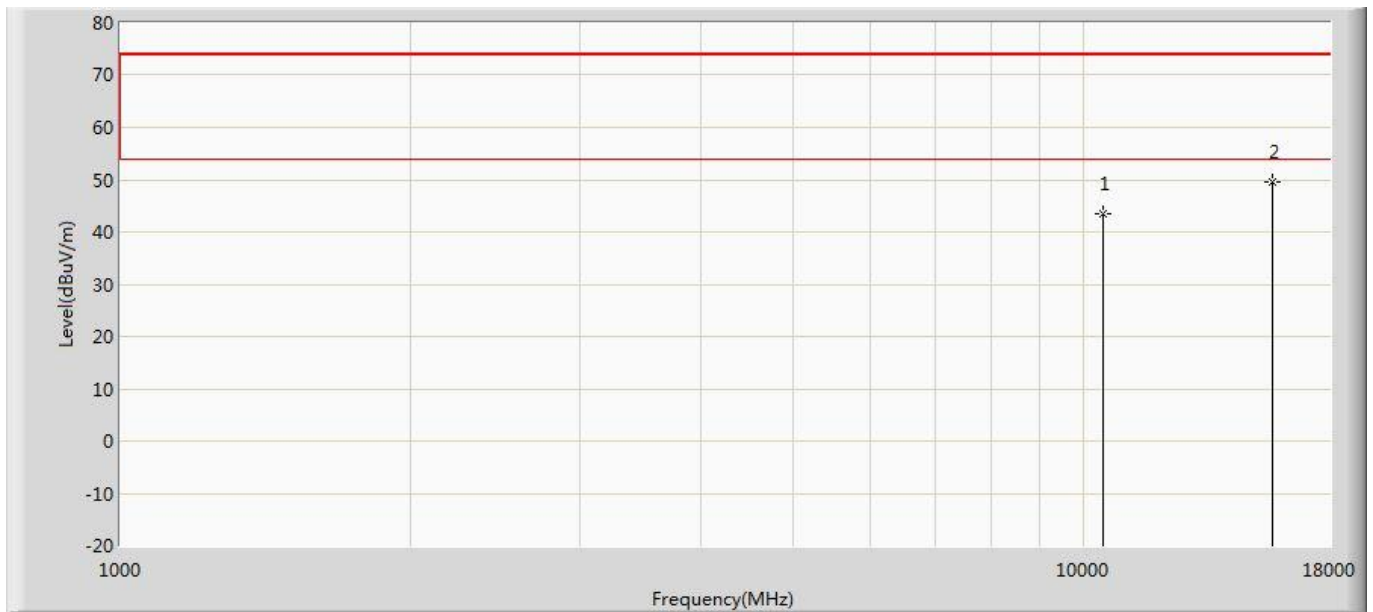
No	Mark	Frequency (MHz)	Measure Level (dBuV/m)	Reading Level (dBuV)	Over Limit (dB)	Limit (dBuV/m)	Factor (dB)	Type
1		10380.000	44.956	33.306	-29.044	74.000	11.650	PK
2	*	15570.000	51.738	33.864	-22.262	74.000	17.874	PK

Profile: 1962097R	Page No.: 287
Engineer: Simon	
Site: AC5	Time: 2019/07/17 - 06:11
Limit: FCC_Part15.209_RE(3m)	Margin: 0
Probe: Horn_3117_00167055(1-18GHz)	Polarity: Horizontal
EUT: Wireless Access Point	Power: AC 120V/60Hz
Note: Mode 5:Transmit at 5230MHz by 802.11ac (40MHz) ANT 1	



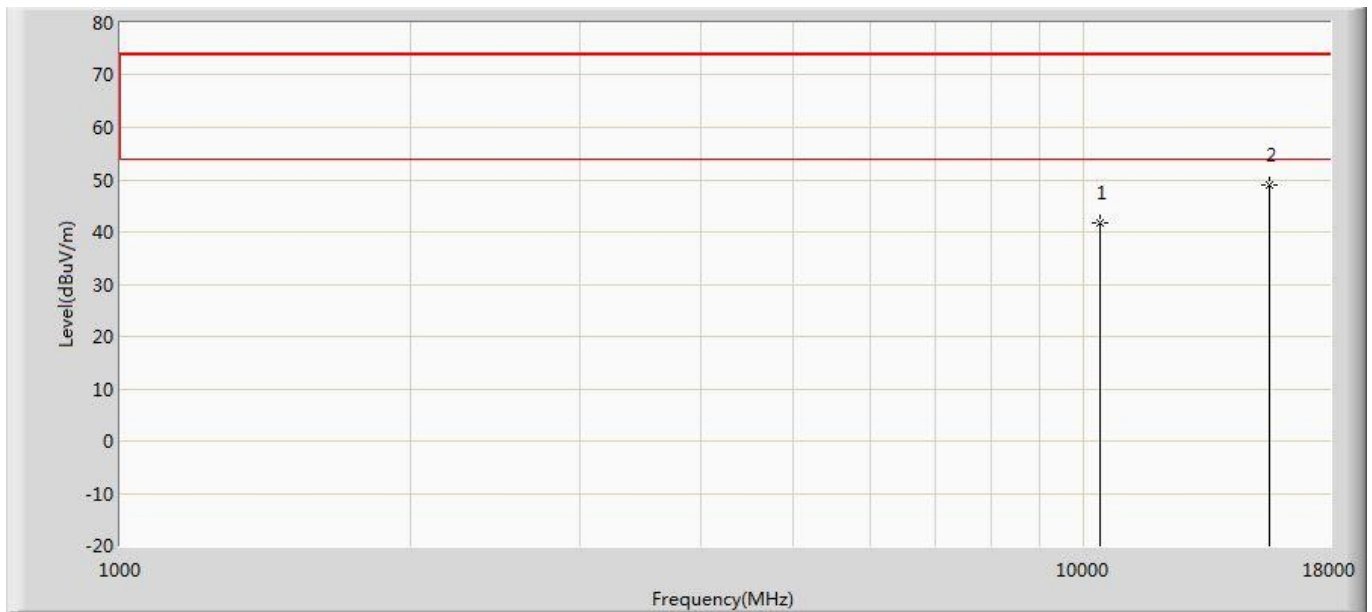
No	Mark	Frequency (MHz)	Measure Level (dBuV/m)	Reading Level (dBuV)	Over Limit (dB)	Limit (dBuV/m)	Factor (dB)	Type
1		10460.000	44.057	31.993	-29.943	74.000	12.064	PK
2	*	15690.000	50.302	32.444	-23.698	74.000	17.857	PK

Profile: 1962097R	Page No.: 288
Engineer: Simon	
Site: AC5	Time: 2019/07/17 - 06:11
Limit: FCC_Part15.209_RE(3m)	Margin: 0
Probe: Horn_3117_00167055(1-18GHz)	Polarity: Vertical
EUT: Wireless Access Point	Power: AC 120V/60Hz
Note: Mode 5:Transmit at 5230MHz by 802.11ac (40MHz) ANT 1	



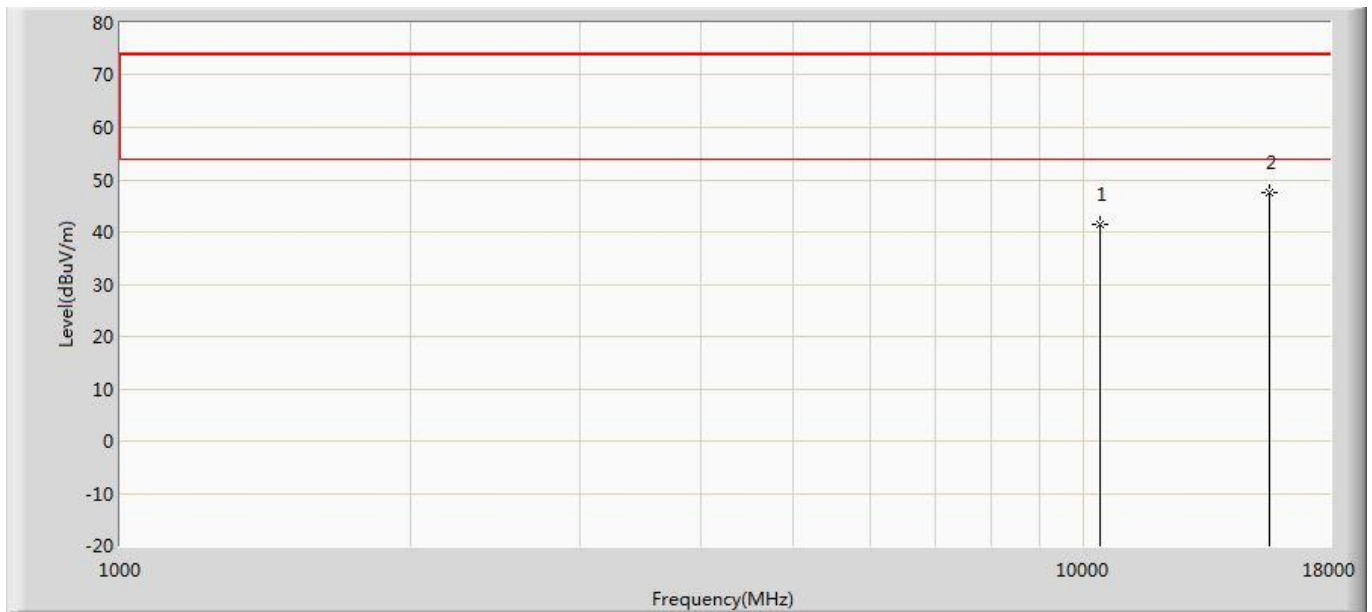
No	Mark	Frequency (MHz)	Measure Level (dBuV/m)	Reading Level (dBuV)	Over Limit (dB)	Limit (dBuV/m)	Factor (dB)	Type
1		10460.000	43.562	31.498	-30.438	74.000	12.064	PK
2	*	15690.000	49.463	31.605	-24.537	74.000	17.857	PK

Profile: 1962097R	Page No.: 289
Engineer: Simon	
Site: AC5	Time: 2019/07/17 - 06:11
Limit: FCC_Part15.209_RE(3m)	Margin: 0
Probe: Horn_3117_00167055(1-18GHz)	Polarity: Horizontal
EUT: Wireless Access Point	Power: AC 120V/60Hz
Note: Mode 5:Transmit at 5190MHz by 802.11ac (40MHz) CDD	



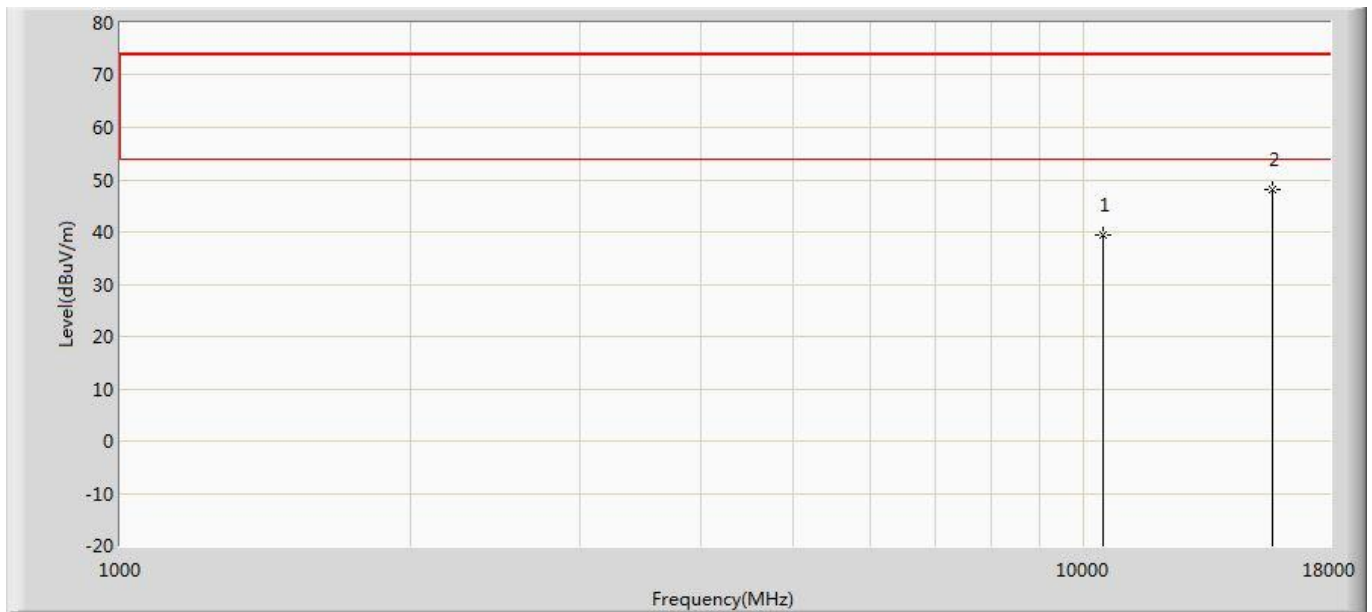
No	Mark	Frequency (MHz)	Measure Level (dBuV/m)	Reading Level (dBuV)	Over Limit (dB)	Limit (dBuV/m)	Factor (dB)	Type
1		10380.000	41.789	30.139	-32.211	74.000	11.650	PK
2	*	15570.000	48.895	31.021	-25.105	74.000	17.874	PK

Profile: 1962097R	Page No.: 290
Engineer: Simon	
Site: AC5	Time: 2019/07/17 - 06:11
Limit: FCC_Part15.209_RE(3m)	Margin: 0
Probe: Horn_3117_00167055(1-18GHz)	Polarity: Vertical
EUT: Wireless Access Point	Power: AC 120V/60Hz
Note: Mode 5:Transmit at 5190MHz by 802.11ac (40MHz) CDD	



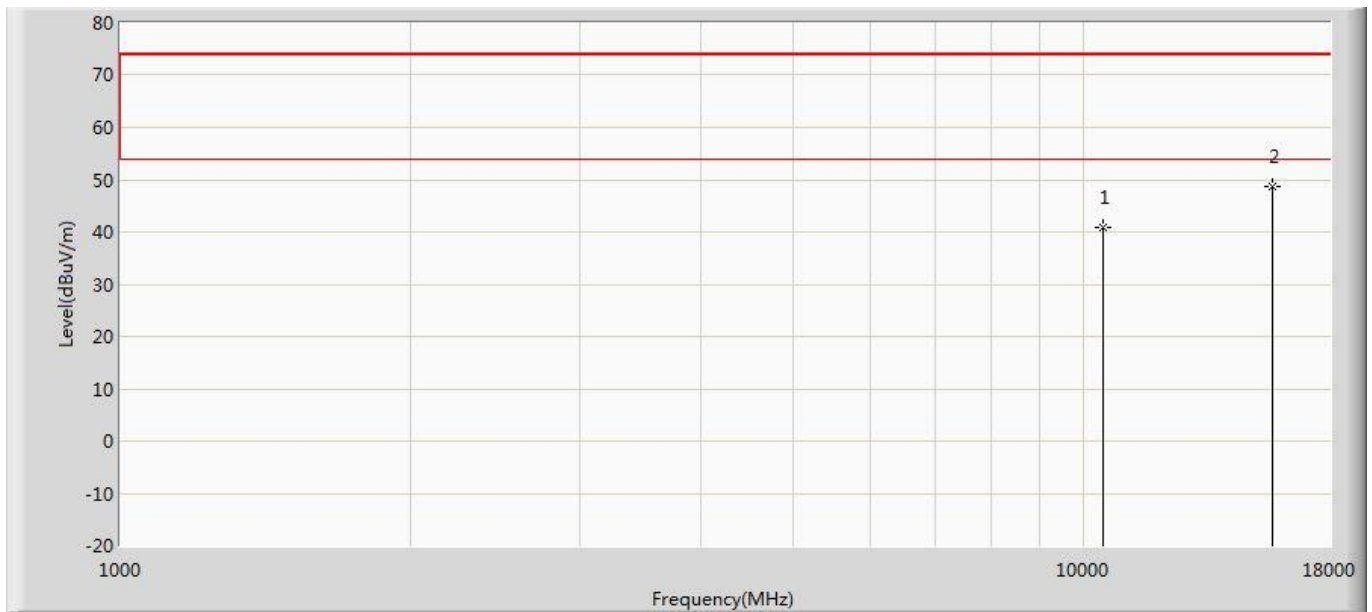
No	Mark	Frequency (MHz)	Measure Level (dBuV/m)	Reading Level (dBuV)	Over Limit (dB)	Limit (dBuV/m)	Factor (dB)	Type
1		10380.000	41.521	29.871	-32.479	74.000	11.650	PK
2	*	15570.000	47.536	29.662	-26.464	74.000	17.874	PK

Profile: 1962097R	Page No.: 291
Engineer: Simon	
Site: AC5	Time: 2019/07/17 - 06:11
Limit: FCC_Part15.209_RE(3m)	Margin: 0
Probe: Horn_3117_00167055(1-18GHz)	Polarity: Horizontal
EUT: Wireless Access Point	Power: AC 120V/60Hz
Note: Mode 5:Transmit at 5230MHz by 802.11ac (40MHz) CDD	



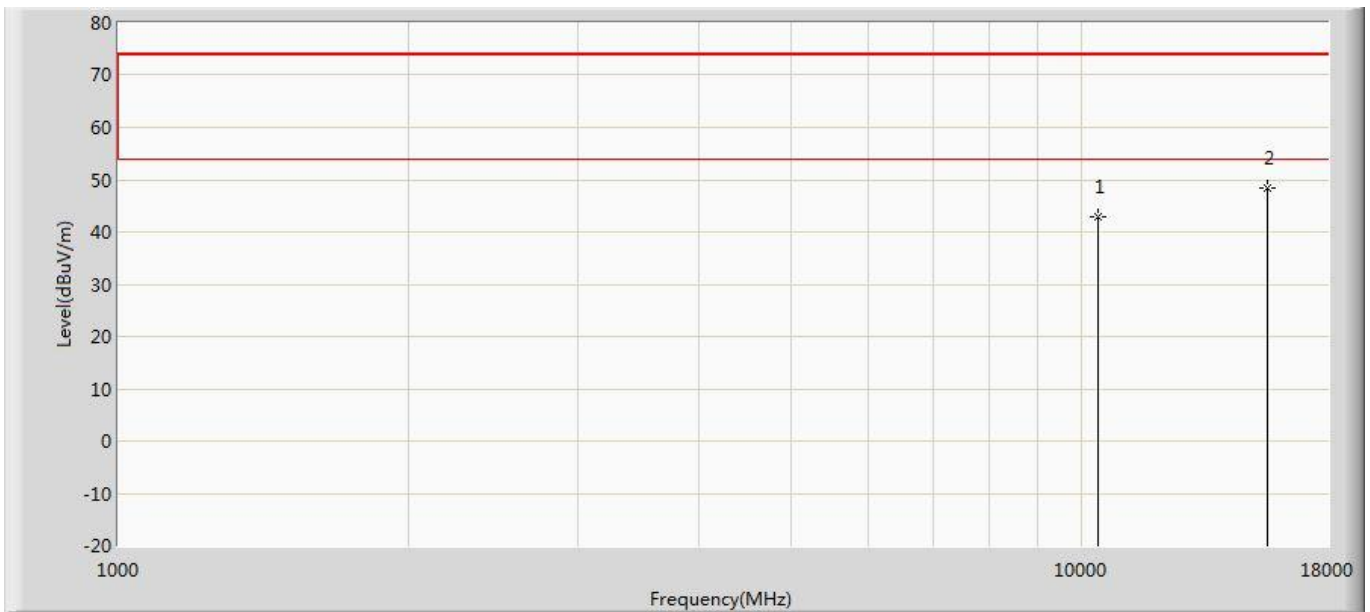
No	Mark	Frequency (MHz)	Measure Level (dBuV/m)	Reading Level (dBuV)	Over Limit (dB)	Limit (dBuV/m)	Factor (dB)	Type
1		10460.000	39.555	27.491	-34.445	74.000	12.064	PK
2	*	15690.000	48.092	30.234	-25.908	74.000	17.857	PK

Profile: 1962097R	Page No.: 292
Engineer: Simon	
Site: AC5	Time: 2019/07/17 - 06:11
Limit: FCC_Part15.209_RE(3m)	Margin: 0
Probe: Horn_3117_00167055(1-18GHz)	Polarity: Vertical
EUT: Wireless Access Point	Power: AC 120V/60Hz
Note: Mode 5:Transmit at 5230MHz by 802.11ac (40MHz) CDD	



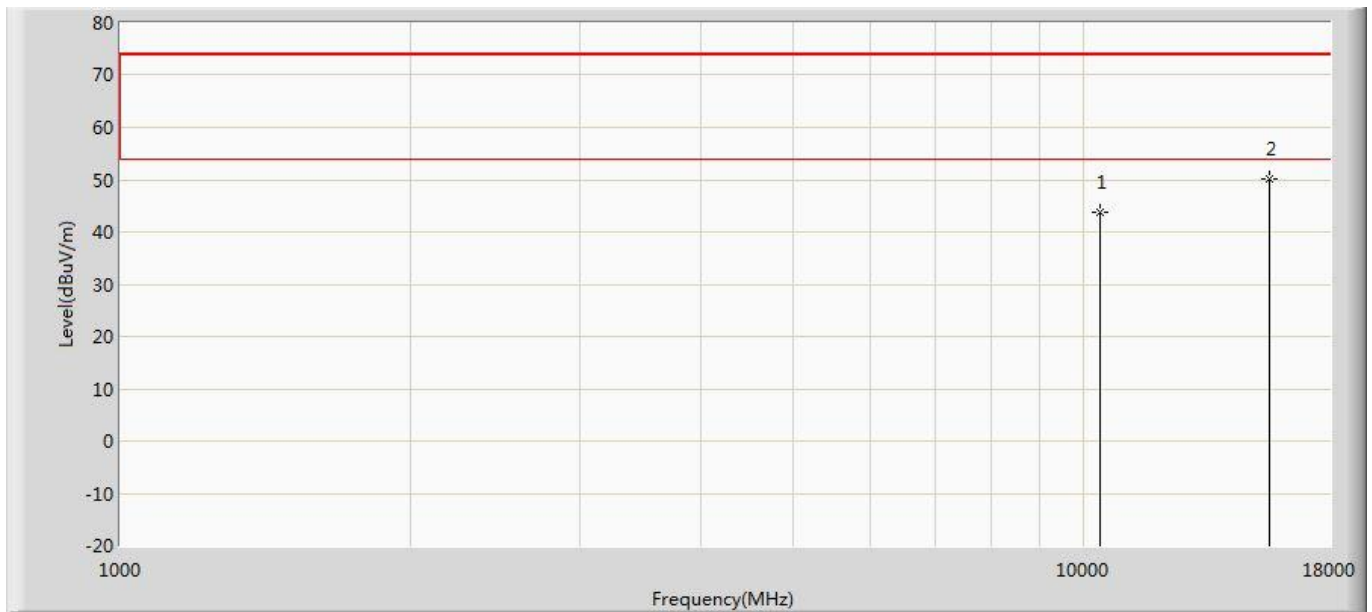
No	Mark	Frequency (MHz)	Measure Level (dBuV/m)	Reading Level (dBuV)	Over Limit (dB)	Limit (dBuV/m)	Factor (dB)	Type
1		10460.000	40.970	28.906	-33.030	74.000	12.064	PK
2	*	15690.000	48.665	30.807	-25.335	74.000	17.857	PK

Profile: 1962097R	Page No.: 161
Engineer: Simon	
Site: AC5	Time: 2019/07/16 - 00:40
Limit: FCC_Part15.209_RE(3m)	Margin: 0
Probe: Horn_3117_00167055(1-18GHz)	Polarity: Horizontal
EUT: Wireless Access Point	Power: AC 120V/60Hz
Note: Mode 5:Transmit at 5190MHz by 802.11ac (40MHz) Beamforming	



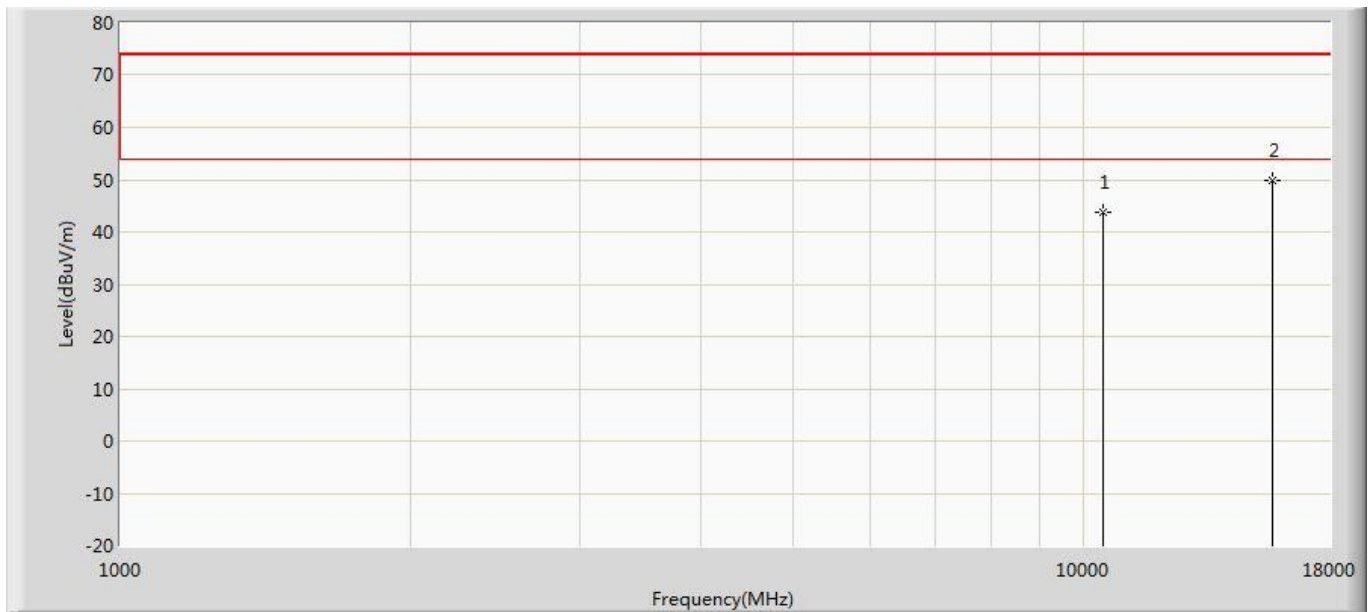
No	Mark	Frequency (MHz)	Measure Level (dBuV/m)	Reading Level (dBuV)	Over Limit (dB)	Limit (dBuV/m)	Factor (dB)	Type
1		10380.000	42.811	31.161	-31.189	74.000	11.650	PK
2	*	15570.000	48.342	30.468	-25.658	74.000	17.874	PK

Profile: 1962097R	Page No.: 162
Engineer: Simon	
Site: AC5	Time: 2019/07/16 - 00:40
Limit: FCC_Part15.209_RE(3m)	Margin: 0
Probe: Horn_3117_00167055(1-18GHz)	Polarity: Vertical
EUT: Wireless Access Point	Power: AC 120V/60Hz
Note: Mode 5:Transmit at 5190MHz by 802.11ac (40MHz) Beamforming	



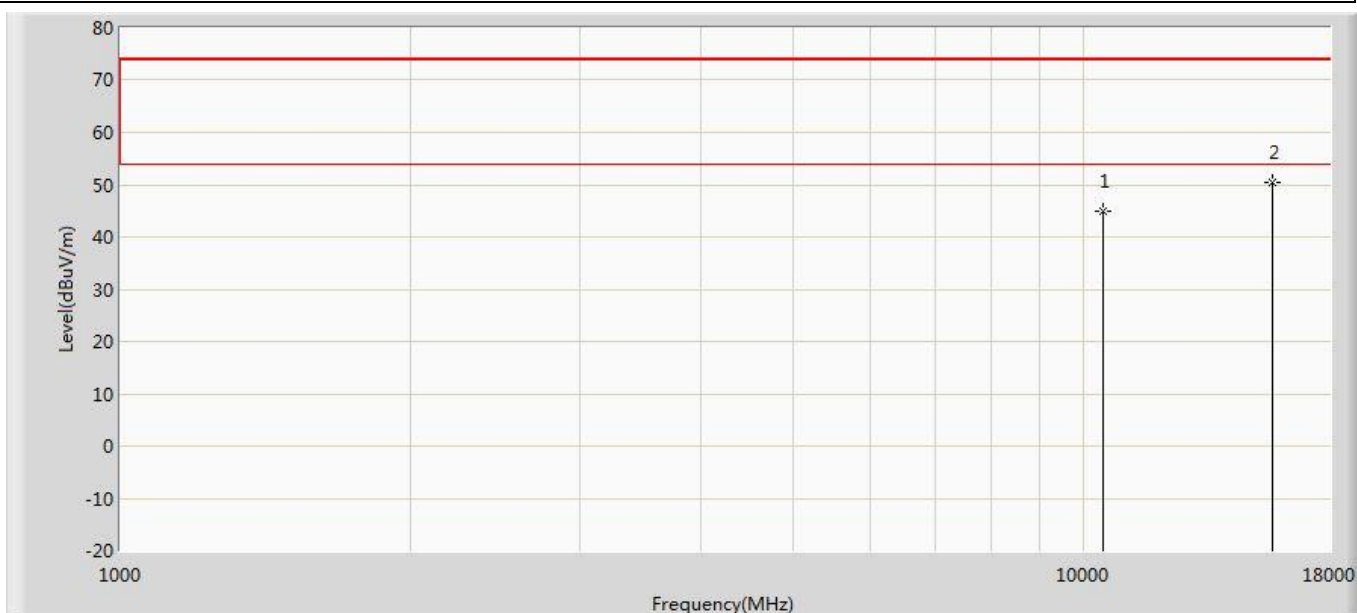
No	Mark	Frequency (MHz)	Measure Level (dBuV/m)	Reading Level (dBuV)	Over Limit (dB)	Limit (dBuV/m)	Factor (dB)	Type
1		10380.000	43.810	32.160	-30.190	74.000	11.650	PK
2	*	15570.000	50.065	32.191	-23.935	74.000	17.874	PK

Profile: 1962097R	Page No.: 163
Engineer: Simon	
Site: AC5	Time: 2019/07/16 - 00:41
Limit: FCC_Part15.209_RE(3m)	Margin: 0
Probe: Horn_3117_00167055(1-18GHz)	Polarity: Horizontal
EUT: Wireless Access Point	Power: AC 120V/60Hz
Note: Mode 5:Transmit at 5230MHz by 802.11ac (40MHz) Beamforming	



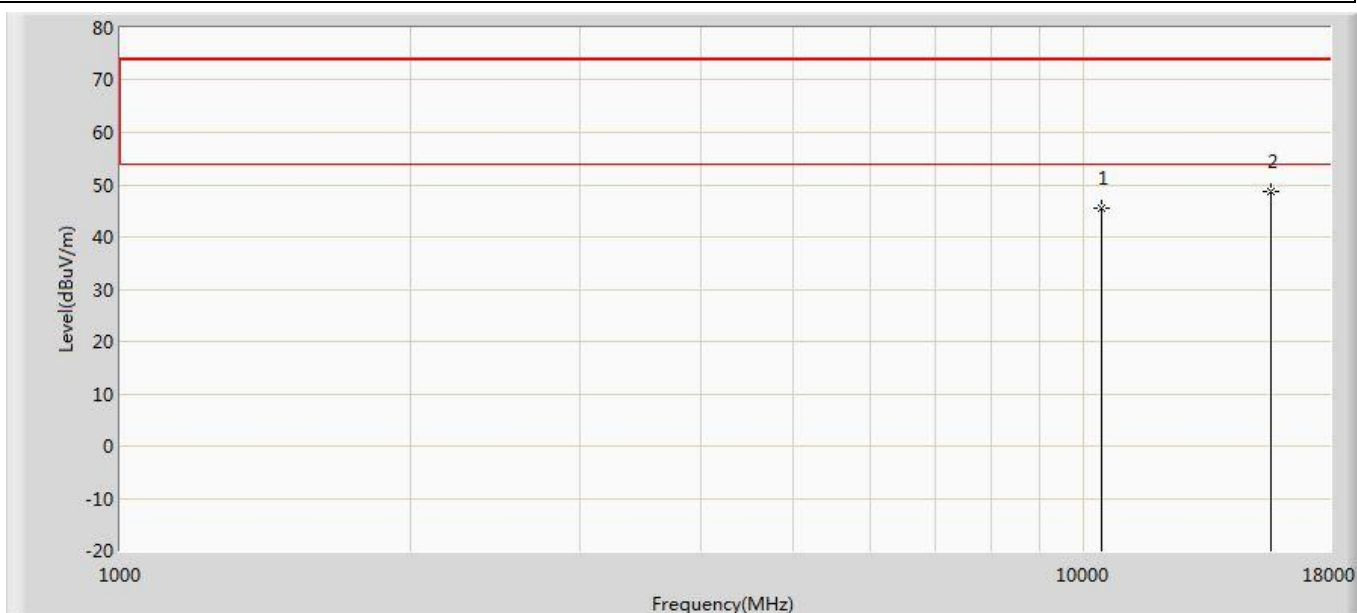
No	Mark	Frequency (MHz)	Measure Level (dBuV/m)	Reading Level (dBuV)	Over Limit (dB)	Limit (dBuV/m)	Factor (dB)	Type
1		10460.000	43.797	31.733	-30.203	74.000	12.064	PK
2	*	15690.000	49.923	32.065	-24.077	74.000	17.857	PK

Profile: 1962097R	Page No.: 164
Engineer: Simon	
Site: AC5	Time: 2019/07/16 - 00:41
Limit: FCC_Part15.209_RE(3m)	Margin: 0
Probe: Horn_3117_00167055(1-18GHz)	Polarity: Vertical
EUT: Wireless Access Point	Power: AC 120V/60Hz
Note: Mode 5:Transmit at 5230MHz by 802.11ac (40MHz) Beamforming	



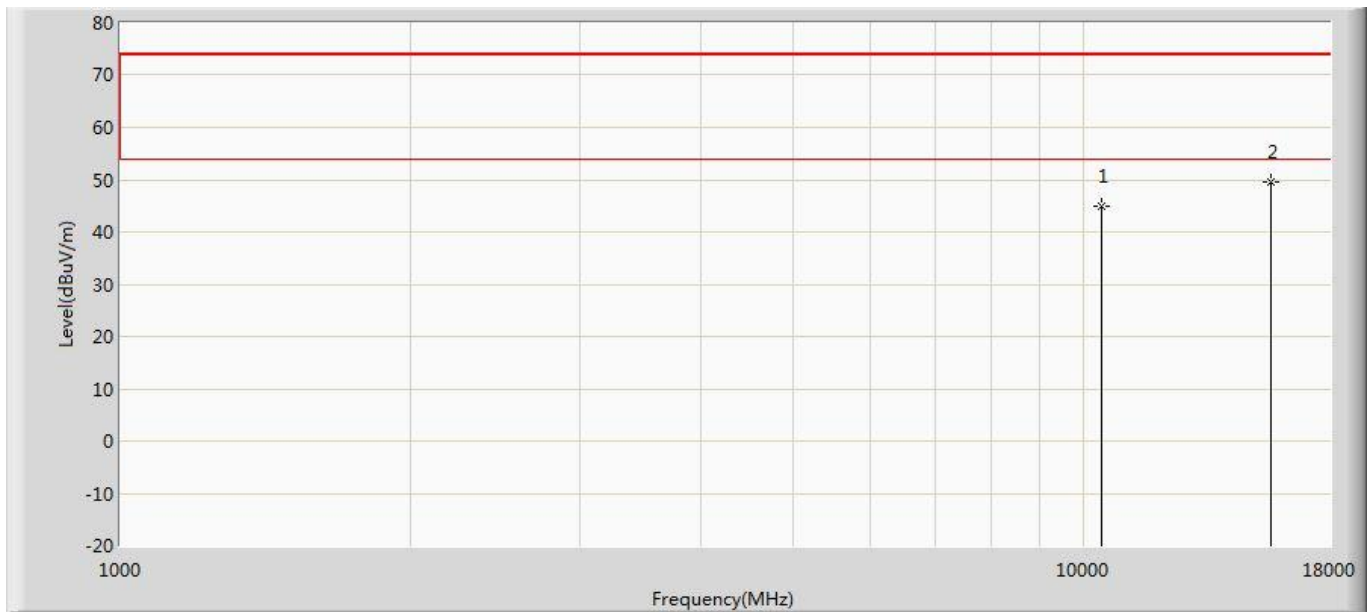
No	Mark	Frequency (MHz)	Measure Level (dBuV/m)	Reading Level (dBuV)	Over Limit (dB)	Limit (dBuV/m)	Factor (dB)	Type
1		10460.000	44.981	32.917	-29.019	74.000	12.064	PK
2	*	15690.000	50.505	32.647	-23.495	74.000	17.857	PK

Profile: 1962097R	Page No.: 165
Engineer: Simon	
Site: AC5	Time: 2019/07/16 - 00:41
Limit: FCC_Part15.209_RE(3m)	Margin: 0
Probe: Horn_3117_00167055(1-18GHz)	Polarity: Horizontal
EUT: Wireless Access Point	Power: AC 120V/60Hz
Note: Mode 6:Transmit at 5210MHz by 802.11ac (80MHz) ANT 0	



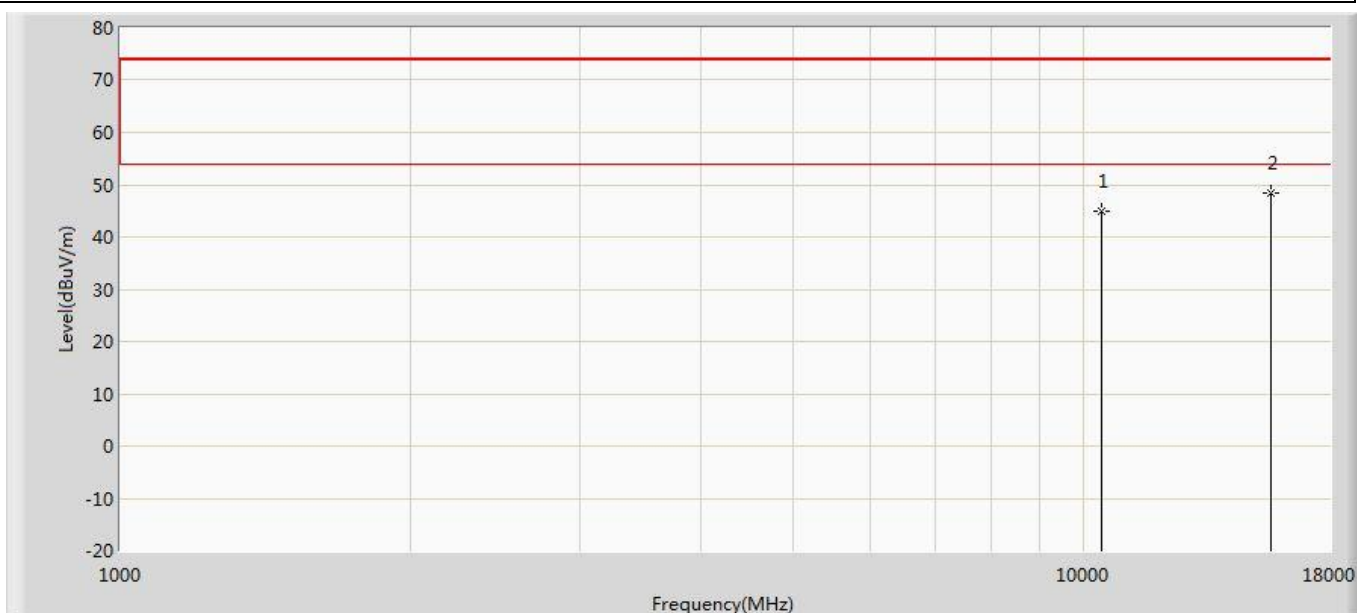
No	Mark	Frequency (MHz)	Measure Level (dBuV/m)	Reading Level (dBuV)	Over Limit (dB)	Limit (dBuV/m)	Factor (dB)	Type
1		10420.000	45.626	33.544	-28.374	74.000	12.083	PK
2	*	15630.000	48.597	30.857	-25.403	74.000	17.740	PK

Profile: 1962097R	Page No.: 166
Engineer: Simon	
Site: AC5	Time: 2019/07/16 - 00:41
Limit: FCC_Part15.209_RE(3m)	Margin: 0
Probe: Horn_3117_00167055(1-18GHz)	Polarity: Vertical
EUT: Wireless Access Point	Power: AC 120V/60Hz
Note: Mode 6:Transmit at 5210MHz by 802.11ac (80MHz) ANT 0	



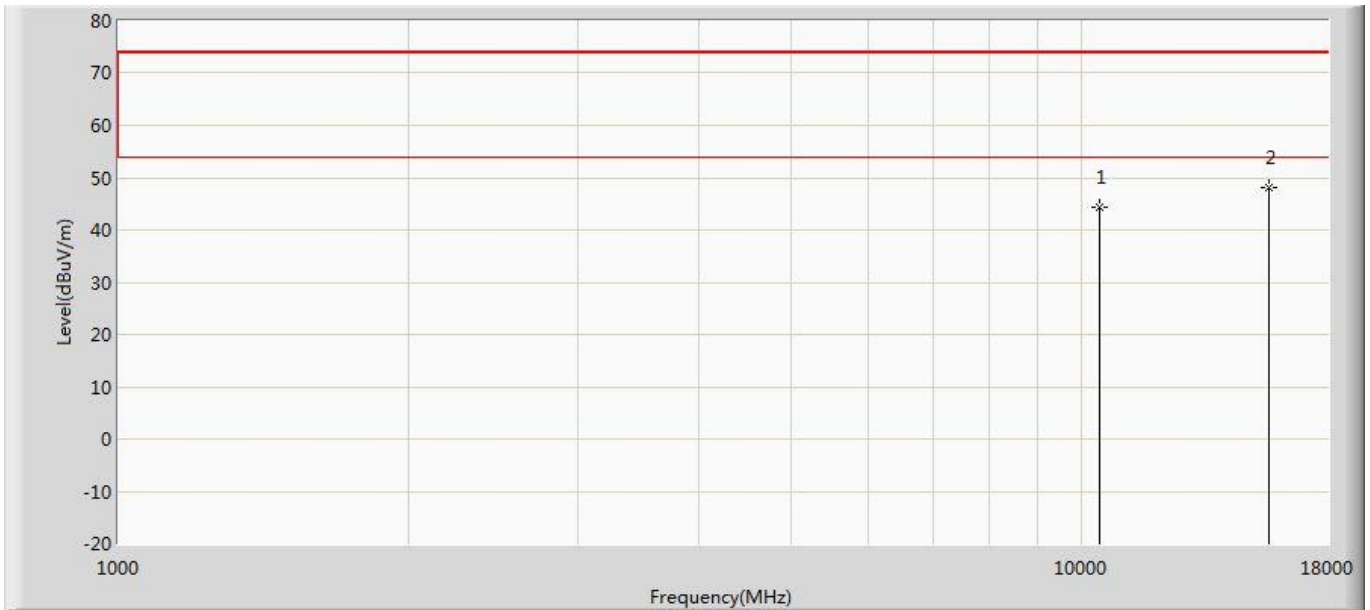
No	Mark	Frequency (MHz)	Measure Level (dBuV/m)	Reading Level (dBuV)	Over Limit (dB)	Limit (dBuV/m)	Factor (dB)	Type
1		10420.000	45.054	32.972	-28.946	74.000	12.083	PK
2	*	15630.000	49.599	31.859	-24.401	74.000	17.740	PK

Profile: 1962097R	Page No.: 293
Engineer: Simon	
Site: AC5	Time: 2019/07/17 - 06:11
Limit: FCC_Part15.209_RE(3m)	Margin: 0
Probe: Horn_3117_00167055(1-18GHz)	Polarity: Horizontal
EUT: Wireless Access Point	Power: AC 120V/60Hz
Note: Mode 6:Transmit at 5210MHz by 802.11ac (80MHz) ANT 1	



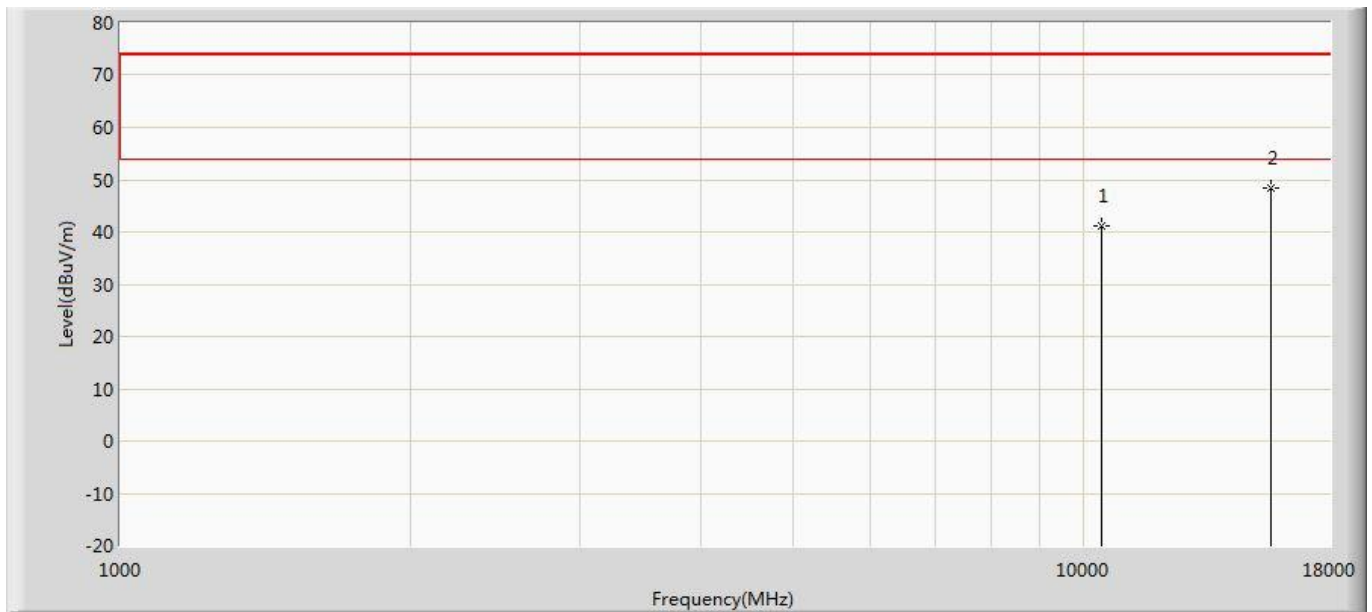
No	Mark	Frequency (MHz)	Measure Level (dBuV/m)	Reading Level (dBuV)	Over Limit (dB)	Limit (dBuV/m)	Factor (dB)	Type
1		10420.000	44.894	32.812	-29.106	74.000	12.083	PK
2	*	15630.000	48.448	30.708	-25.552	74.000	17.740	PK

Profile: 1962097R	Page No.: 294
Engineer: Simon	
Site: AC5	Time: 2019/07/17 - 06:11
Limit: FCC_Part15.209_RE(3m)	Margin: 0
Probe: Horn_3117_00167055(1-18GHz)	Polarity: Vertical
EUT: Wireless Access Point	Power: AC 120V/60Hz
Note: Mode 6:Transmit at 5210MHz by 802.11ac (80MHz) ANT 1	



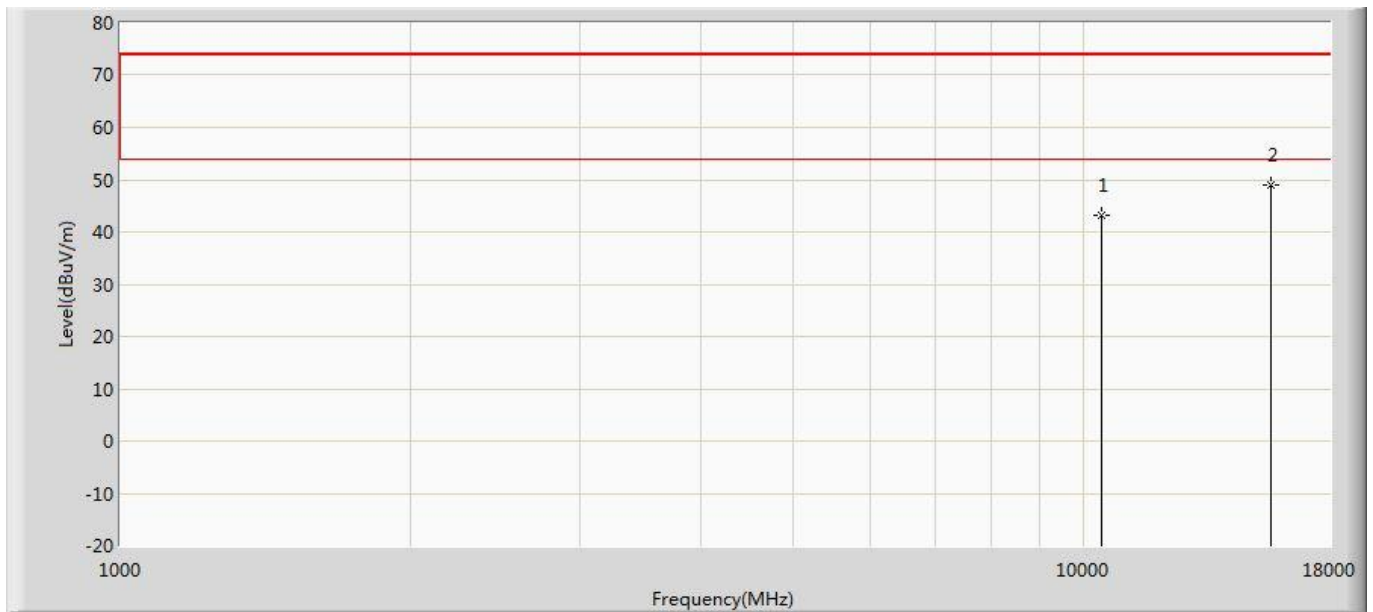
No	Mark	Frequency (MHz)	Measure Level (dBuV/m)	Reading Level (dBuV)	Over Limit (dB)	Limit (dBuV/m)	Factor (dB)	Type
1		10420.000	44.444	32.362	-29.556	74.000	12.083	PK
2	*	15630.000	48.088	30.348	-25.912	74.000	17.740	PK

Profile: 1962097R	Page No.: 295
Engineer: Simon	
Site: AC5	Time: 2019/07/17 - 06:11
Limit: FCC_Part15.209_RE(3m)	Margin: 0
Probe: Horn_3117_00167055(1-18GHz)	Polarity: Horizontal
EUT: Wireless Access Point	Power: AC 120V/60Hz
Note: Mode 6:Transmit at 5210MHz by 802.11ac (80MHz) CDD	



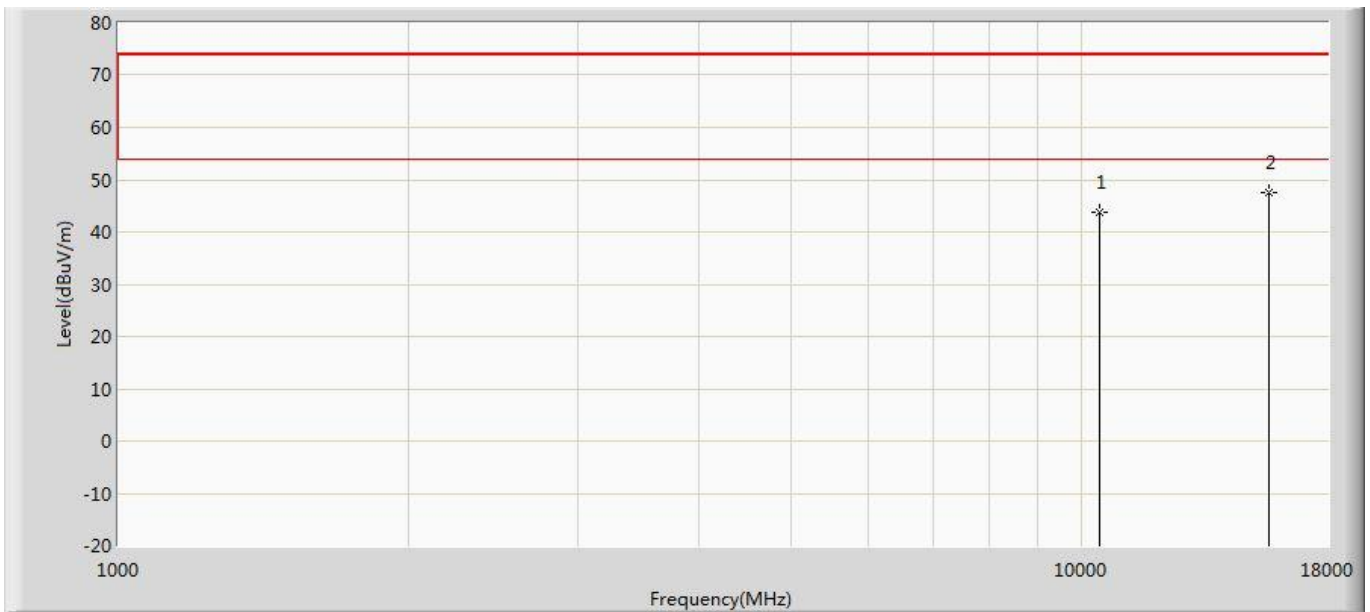
No	Mark	Frequency (MHz)	Measure Level (dBuV/m)	Reading Level (dBuV)	Over Limit (dB)	Limit (dBuV/m)	Factor (dB)	Type
1		10420.000	41.115	29.033	-32.885	74.000	12.083	PK
2	*	15630.000	48.322	30.582	-25.678	74.000	17.740	PK

Profile: 1962097R	Page No.: 296
Engineer: Simon	
Site: AC5	Time: 2019/07/17 - 06:11
Limit: FCC_Part15.209_RE(3m)	Margin: 0
Probe: Horn_3117_00167055(1-18GHz)	Polarity: Vertical
EUT: Wireless Access Point	Power: AC 120V/60Hz
Note: Mode 6:Transmit at 5210MHz by 802.11ac (80MHz) CDD	



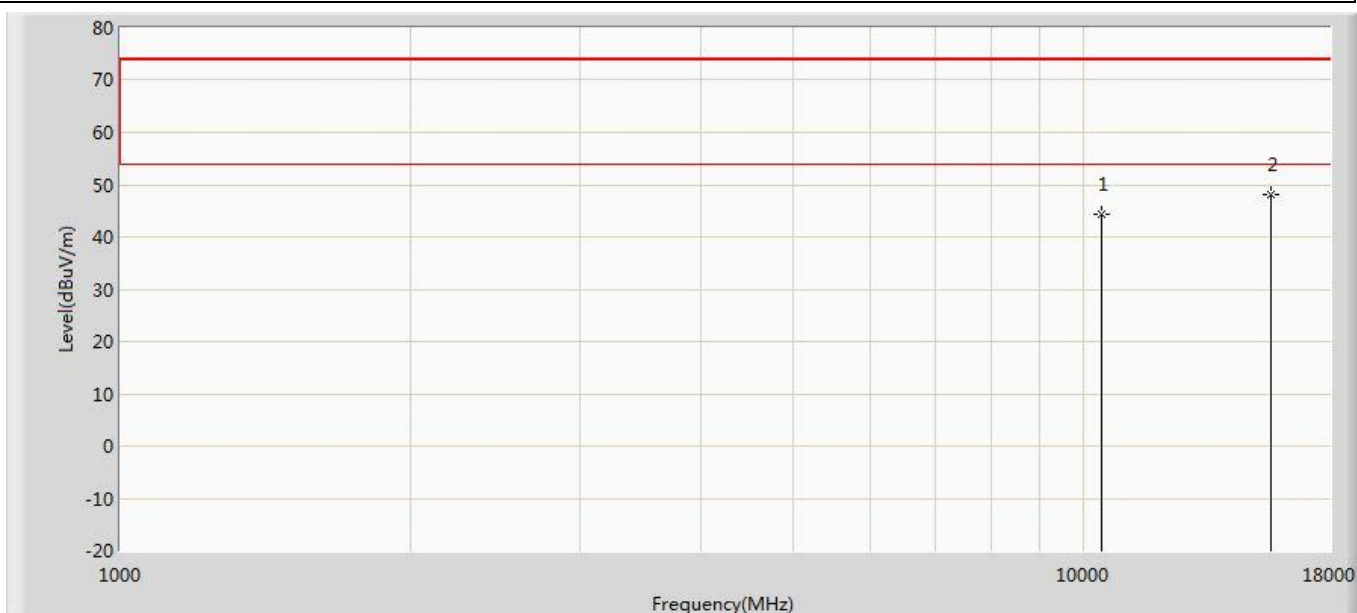
No	Mark	Frequency (MHz)	Measure Level (dBuV/m)	Reading Level (dBuV)	Over Limit (dB)	Limit (dBuV/m)	Factor (dB)	Type
1		10420.000	43.121	31.039	-30.879	74.000	12.083	PK
2	*	15630.000	49.069	31.329	-24.931	74.000	17.740	PK

Profile: 1962097R	Page No.: 167
Engineer: Simon	
Site: AC5	Time: 2019/07/16 - 00:41
Limit: FCC_Part15.209_RE(3m)	Margin: 0
Probe: Horn_3117_00167055(1-18GHz)	Polarity: Horizontal
EUT: Wireless Access Point	Power: AC 120V/60Hz
Note: Mode 6:Transmit at 5210MHz by 802.11ac (80MHz) Beamforming	



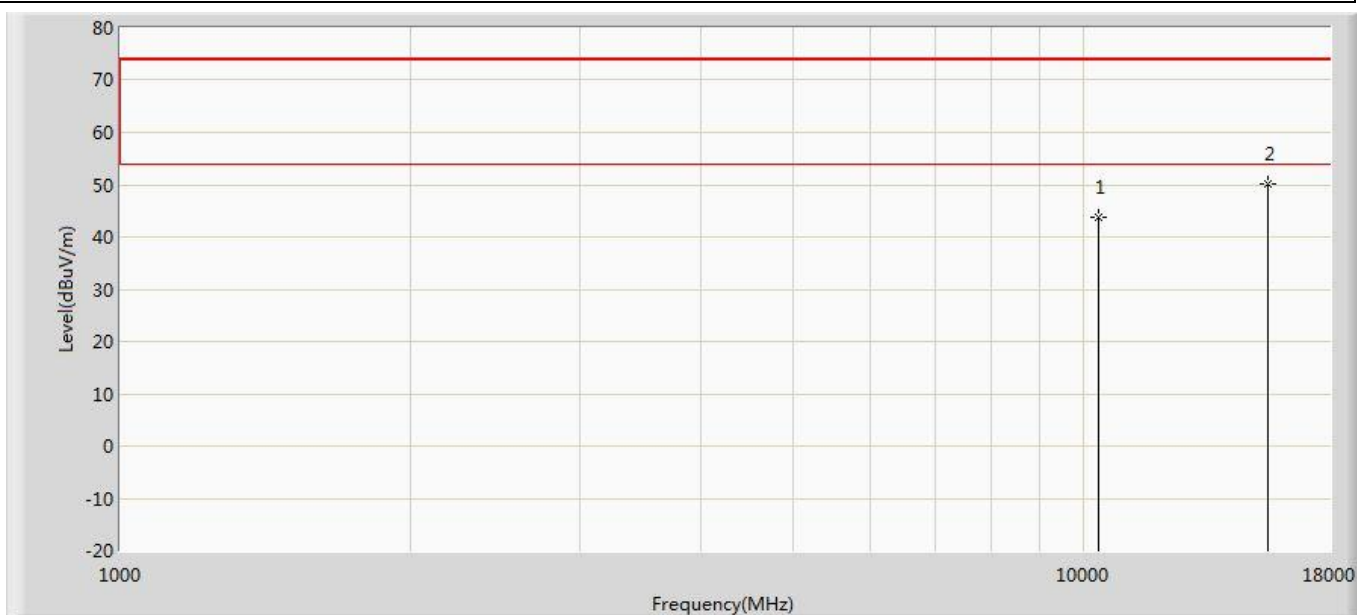
No	Mark	Frequency (MHz)	Measure Level (dBuV/m)	Reading Level (dBuV)	Over Limit (dB)	Limit (dBuV/m)	Factor (dB)	Type
1		10420.000	43.697	31.615	-30.303	74.000	12.083	PK
2	*	15630.000	47.510	29.770	-26.490	74.000	17.740	PK

Profile: 1962097R	Page No.: 168
Engineer: Simon	
Site: AC5	Time: 2019/07/16 - 00:41
Limit: FCC_Part15.209_RE(3m)	Margin: 0
Probe: Horn_3117_00167055(1-18GHz)	Polarity: Vertical
EUT: Wireless Access Point	Power: AC 120V/60Hz
Note: Mode 6:Transmit at 5210MHz by 802.11ac (80MHz) Beamforming	



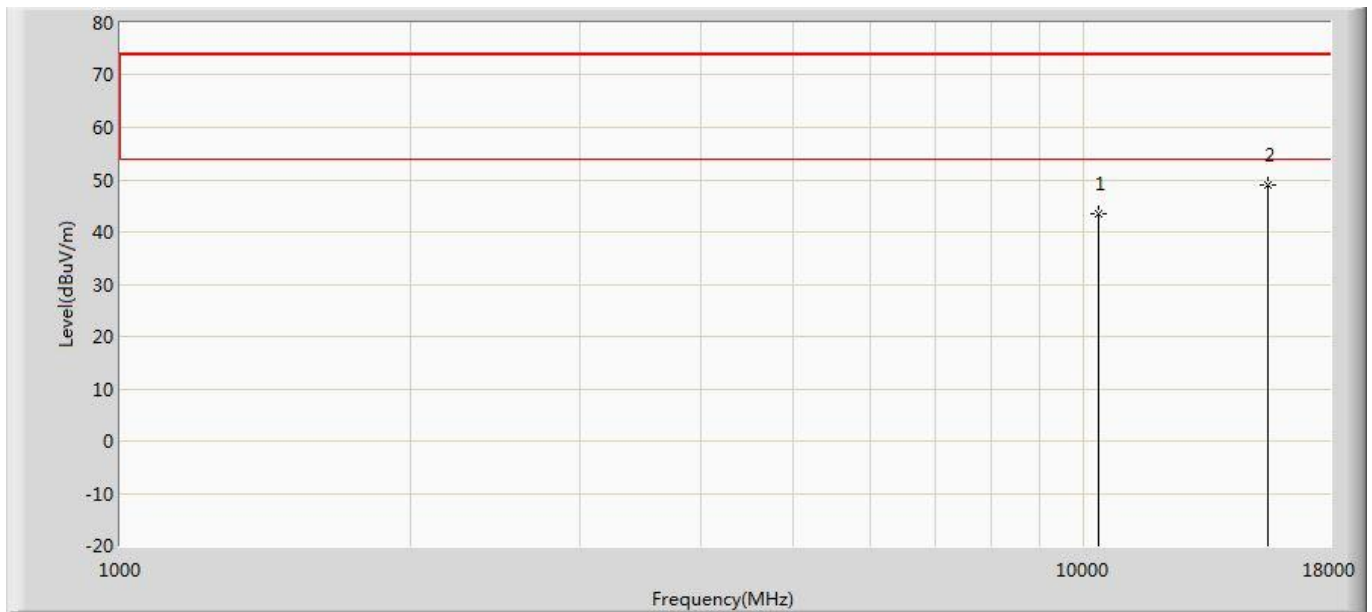
No	Mark	Frequency (MHz)	Measure Level (dBuV/m)	Reading Level (dBuV)	Over Limit (dB)	Limit (dBuV/m)	Factor (dB)	Type
1		10420.000	44.295	32.213	-29.705	74.000	12.083	PK
2	*	15630.000	48.221	30.481	-25.779	74.000	17.740	PK

Profile: 1962097R	Page No.: 169
Engineer: Simon	
Site: AC5	Time: 2019/07/16 - 00:41
Limit: FCC_Part15.209_RE(3m)	Margin: 0
Probe: Horn_3117_00167055(1-18GHz)	Polarity: Horizontal
EUT: Wireless Access Point	Power: AC 120V/60Hz
Note: Mode 7:Transmit at 5180MHz by 802.11ax (20MHz) ANT 0	



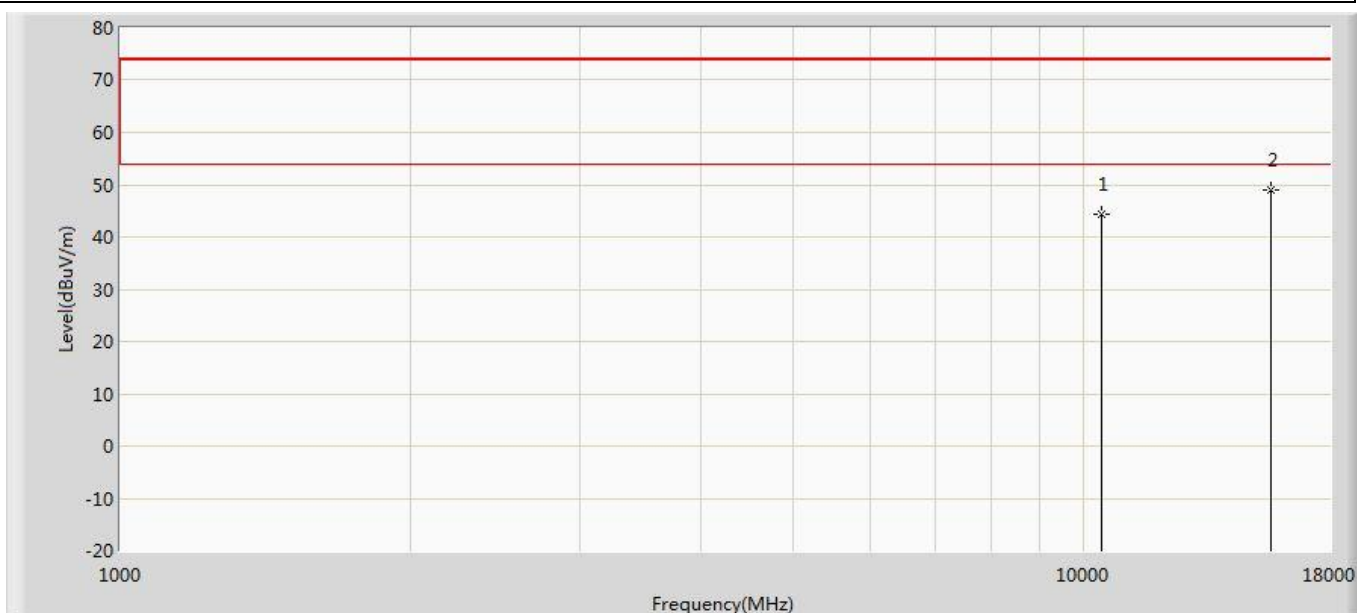
No	Mark	Frequency (MHz)	Measure Level (dBuV/m)	Reading Level (dBuV)	Over Limit (dB)	Limit (dBuV/m)	Factor (dB)	Type
1		10360.000	43.809	32.290	-30.191	74.000	11.519	PK
2	*	15540.000	50.206	32.349	-23.794	74.000	17.857	PK

Profile: 1962097R	Page No.: 170
Engineer: Simon	
Site: AC5	Time: 2019/07/16 - 00:41
Limit: FCC_Part15.209_RE(3m)	Margin: 0
Probe: Horn_3117_00167055(1-18GHz)	Polarity: Vertical
EUT: Wireless Access Point	Power: AC 120V/60Hz
Note: Mode 7:Transmit at 5180MHz by 802.11ax (20MHz) ANT 0	



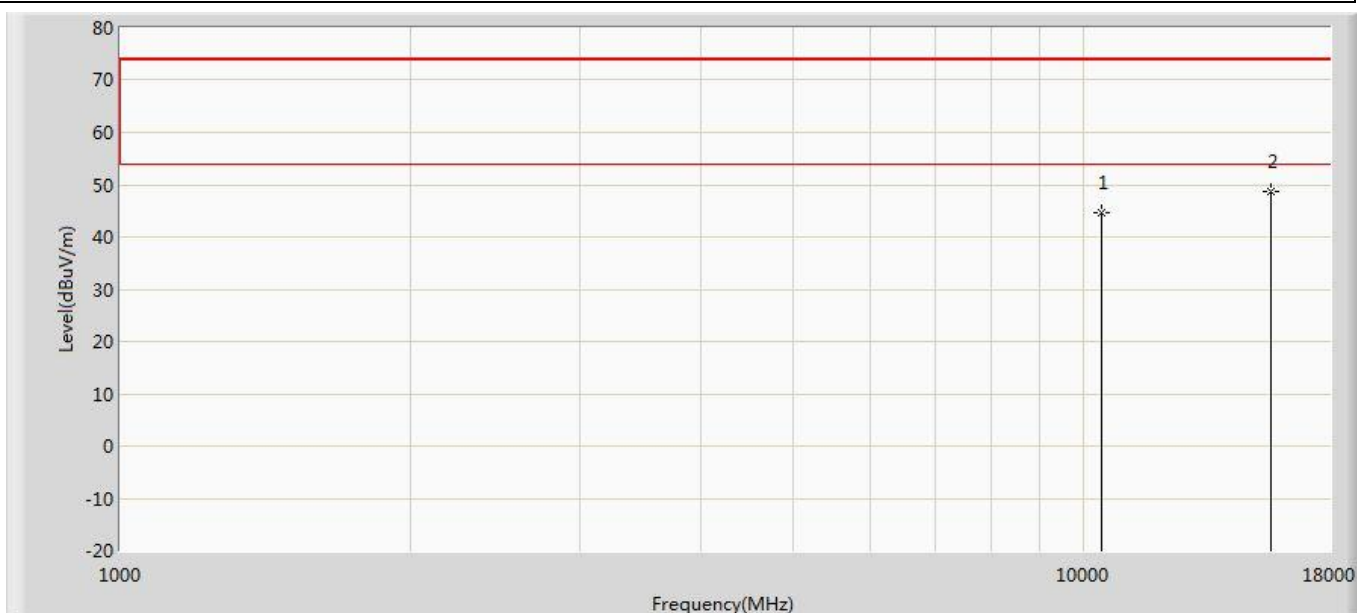
No	Mark	Frequency (MHz)	Measure Level (dBuV/m)	Reading Level (dBuV)	Over Limit (dB)	Limit (dBuV/m)	Factor (dB)	Type
1		10360.000	43.339	31.820	-30.661	74.000	11.519	PK
2	*	15540.000	49.104	31.247	-24.896	74.000	17.857	PK

Profile: 1962097R	Page No.: 171
Engineer: Simon	
Site: AC5	Time: 2019/07/16 - 00:42
Limit: FCC_Part15.209_RE(3m)	Margin: 0
Probe: Horn_3117_00167055(1-18GHz)	Polarity: Horizontal
EUT: Wireless Access Point	Power: AC 120V/60Hz
Note: Mode 7:Transmit at 5220MHz by 802.11ax (20MHz) ANT 0	



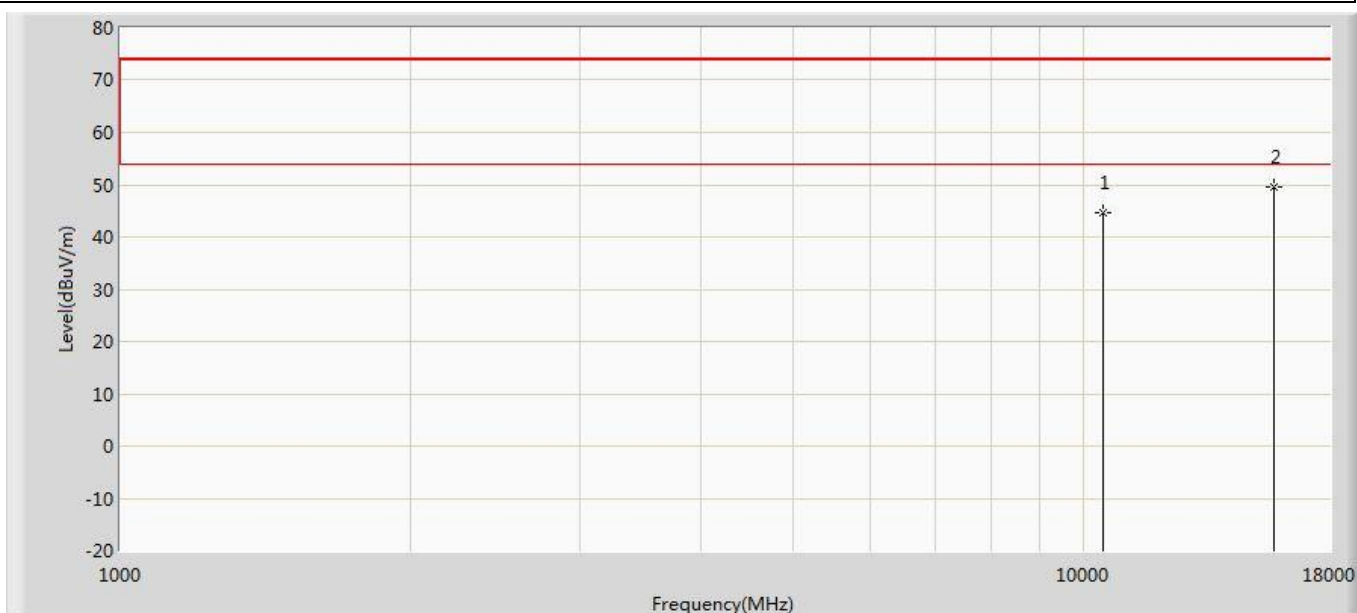
No	Mark	Frequency (MHz)	Measure Level (dBuV/m)	Reading Level (dBuV)	Over Limit (dB)	Limit (dBuV/m)	Factor (dB)	Type
1		10440.000	44.324	32.255	-29.676	74.000	12.070	PK
2	*	15660.000	48.958	31.353	-25.042	74.000	17.605	PK

Profile: 1962097R	Page No.: 172
Engineer: Simon	
Site: AC5	Time: 2019/07/16 - 00:42
Limit: FCC_Part15.209_RE(3m)	Margin: 0
Probe: Horn_3117_00167055(1-18GHz)	Polarity: Vertical
EUT: Wireless Access Point	Power: AC 120V/60Hz
Note: Mode 7:Transmit at 5220MHz by 802.11ax (20MHz) ANT 0	



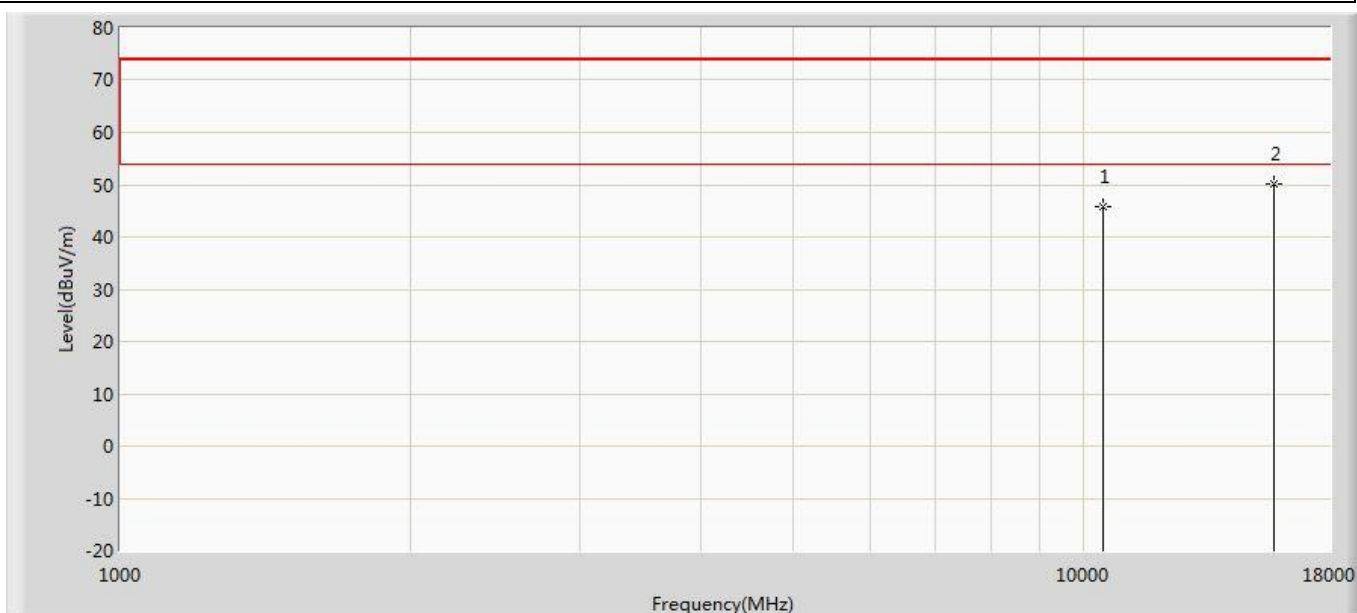
No	Mark	Frequency (MHz)	Measure Level (dBuV/m)	Reading Level (dBuV)	Over Limit (dB)	Limit (dBuV/m)	Factor (dB)	Type
1		10440.000	44.617	32.548	-29.383	74.000	12.070	PK
2	*	15660.000	48.638	31.033	-25.362	74.000	17.605	PK

Profile: 1962097R	Page No.: 173
Engineer: Simon	
Site: AC5	Time: 2019/07/16 - 00:42
Limit: FCC_Part15.209_RE(3m)	Margin: 0
Probe: Horn_3117_00167055(1-18GHz)	Polarity: Horizontal
EUT: Wireless Access Point	Power: AC 120V/60Hz
Note: Mode 7:Transmit at 5240MHz by 802.11ax (20MHz) ANT 0	



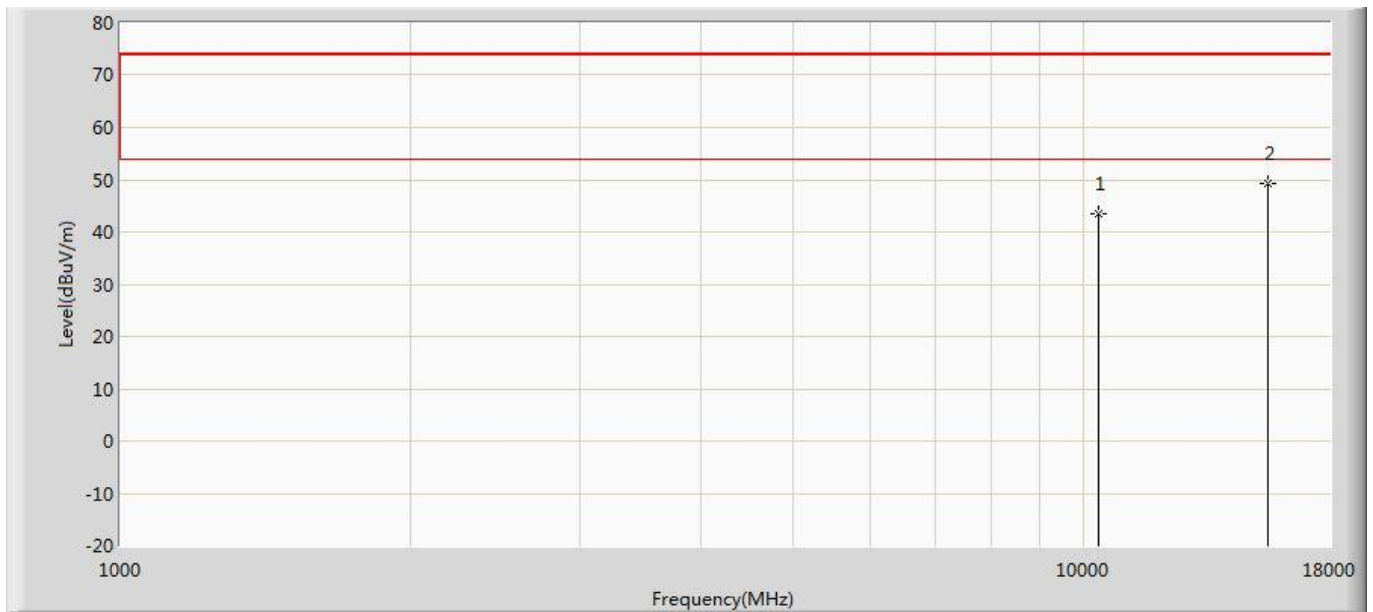
No	Mark	Frequency (MHz)	Measure Level (dBuV/m)	Reading Level (dBuV)	Over Limit (dB)	Limit (dBuV/m)	Factor (dB)	Type
1		10480.000	44.614	32.342	-29.386	74.000	12.272	PK
2	*	15720.000	49.509	31.472	-24.491	74.000	18.038	PK

Profile: 1962097R	Page No.: 174
Engineer: Simon	
Site: AC5	Time: 2019/07/16 - 00:42
Limit: FCC_Part15.209_RE(3m)	Margin: 0
Probe: Horn_3117_00167055(1-18GHz)	Polarity: Vertical
EUT: Wireless Access Point	Power: AC 120V/60Hz
Note: Mode 7:Transmit at 5240MHz by 802.11ax (20MHz) ANT 0	



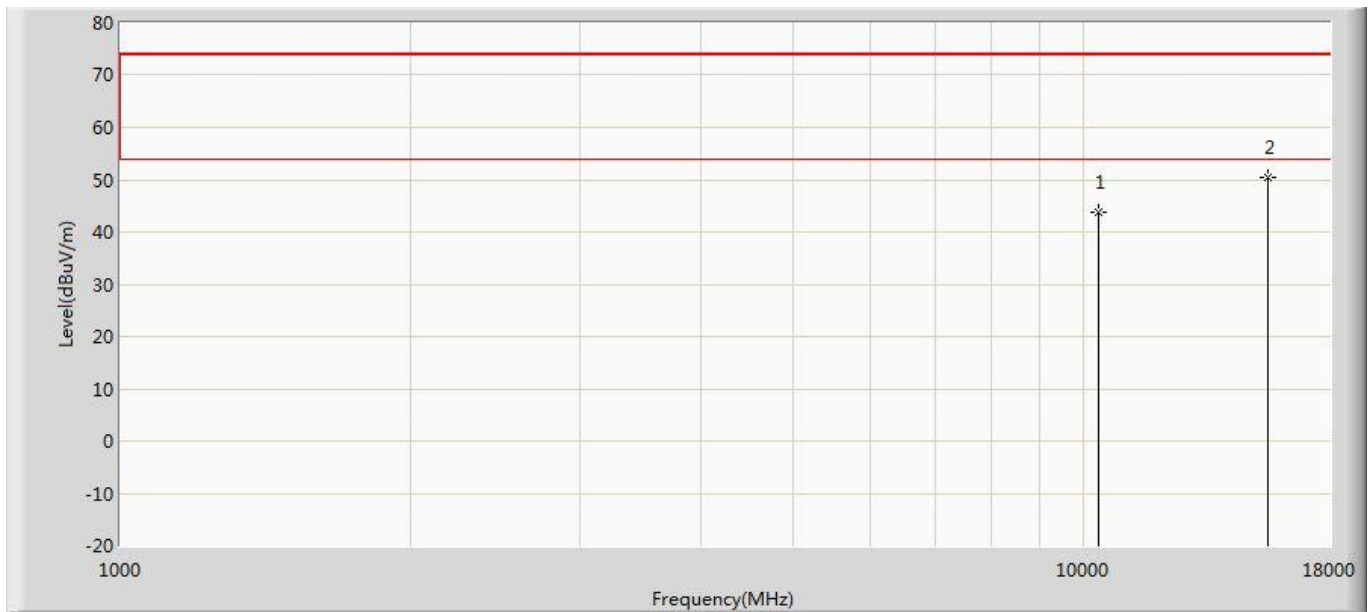
No	Mark	Frequency (MHz)	Measure Level (dBuV/m)	Reading Level (dBuV)	Over Limit (dB)	Limit (dBuV/m)	Factor (dB)	Type
1		10480.000	45.706	33.434	-28.294	74.000	12.272	PK
2	*	15720.000	50.019	31.982	-23.981	74.000	18.038	PK

Profile: 1962097R	Page No.: 297
Engineer: Simon	
Site: AC5	Time: 2019/07/17 - 06:12
Limit: FCC_Part15.209_RE(3m)	Margin: 0
Probe: Horn_3117_00167055(1-18GHz)	Polarity: Horizontal
EUT: Wireless Access Point	Power: AC 120V/60Hz
Note: Mode 7:Transmit at 5180MHz by 802.11ax (20MHz) ANT 1	



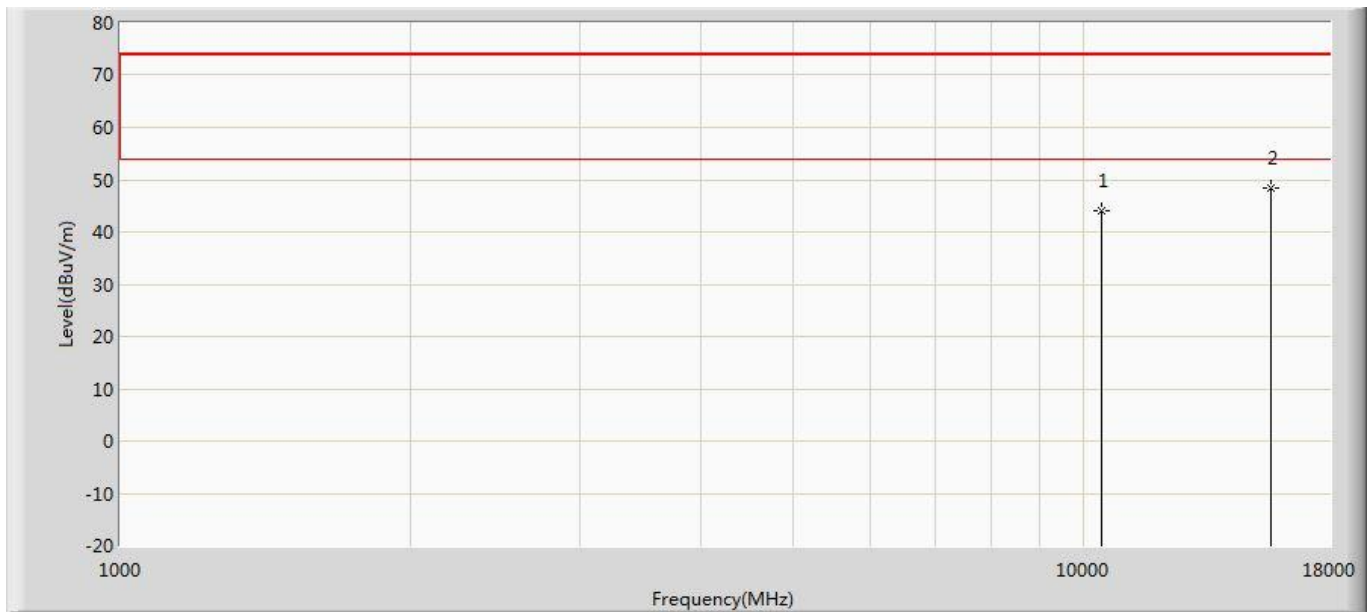
No	Mark	Frequency (MHz)	Measure Level (dBuV/m)	Reading Level (dBuV)	Over Limit (dB)	Limit (dBuV/m)	Factor (dB)	Type
1		10360.000	43.540	32.021	-30.460	74.000	11.519	PK
2	*	15540.000	49.196	31.339	-24.804	74.000	17.857	PK

Profile: 1962097R	Page No.: 298
Engineer: Simon	
Site: AC5	Time: 2019/07/17 - 06:12
Limit: FCC_Part15.209_RE(3m)	Margin: 0
Probe: Horn_3117_00167055(1-18GHz)	Polarity: Vertical
EUT: Wireless Access Point	Power: AC 120V/60Hz
Note: Mode 7:Transmit at 5180MHz by 802.11ax (20MHz) ANT 1	



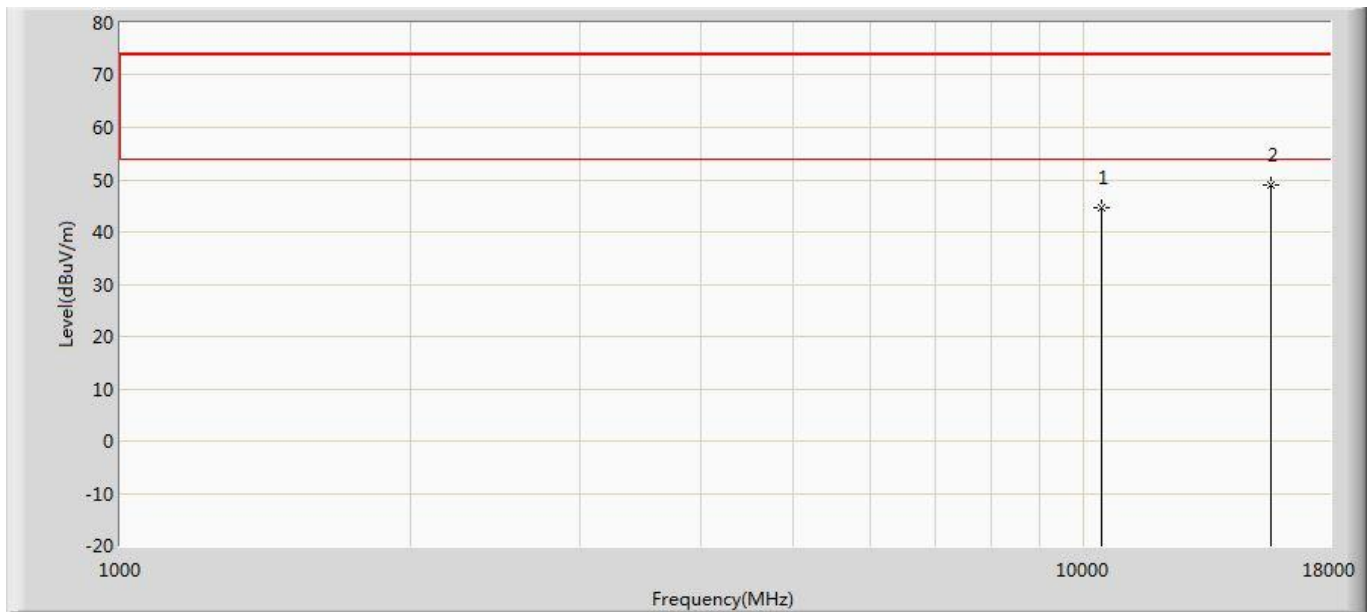
No	Mark	Frequency (MHz)	Measure Level (dBuV/m)	Reading Level (dBuV)	Over Limit (dB)	Limit (dBuV/m)	Factor (dB)	Type
1		10360.000	43.756	32.237	-30.244	74.000	11.519	PK
2	*	15540.000	50.307	32.450	-23.693	74.000	17.857	PK

Profile: 1962097R	Page No.: 299
Engineer: Simon	
Site: AC5	Time: 2019/07/17 - 06:12
Limit: FCC_Part15.209_RE(3m)	Margin: 0
Probe: Horn_3117_00167055(1-18GHz)	Polarity: Horizontal
EUT: Wireless Access Point	Power: AC 120V/60Hz
Note: Mode 7:Transmit at 5220MHz by 802.11ax (20MHz) ANT 1	



No	Mark	Frequency (MHz)	Measure Level (dBuV/m)	Reading Level (dBuV)	Over Limit (dB)	Limit (dBuV/m)	Factor (dB)	Type
1		10440.000	44.119	32.050	-29.881	74.000	12.070	PK
2	*	15660.000	48.301	30.696	-25.699	74.000	17.605	PK

Profile: 1962097R	Page No.: 300
Engineer: Simon	
Site: AC5	Time: 2019/07/17 - 06:12
Limit: FCC_Part15.209_RE(3m)	Margin: 0
Probe: Horn_3117_00167055(1-18GHz)	Polarity: Vertical
EUT: Wireless Access Point	Power: AC 120V/60Hz
Note: Mode 7:Transmit at 5220MHz by 802.11ax (20MHz) ANT 1	



No	Mark	Frequency (MHz)	Measure Level (dBuV/m)	Reading Level (dBuV)	Over Limit (dB)	Limit (dBuV/m)	Factor (dB)	Type
1		10440.000	44.603	32.534	-29.397	74.000	12.070	PK
2	*	15660.000	49.005	31.400	-24.995	74.000	17.605	PK