

1. Photographs of Conducted Emissions Test Configuration


Front view



Side view



Under table view




2. Photographs of Radiated Emissions Test Configuration (Non-Beamforming)


For radiated emissions 30MHz~1GHz

Internal


Front view



Rear view




Dipole




Front view

Rear view




Omni




Front view

Rear view




Panel




Front view

Rear view



For radiated emissions above 1GHz
Internal-1TX


Front view



Rear view



Internal-2TX




Front view

Rear view



Dipole



Front view

Rear view



Omni




Front view

Rear view



Panel



Front view

Rear view




3. Photographs of Radiated Emissions Test Configuration (Beamforming)


For radiated emissions 30MHz~1GHz

Internal


Front view



Rear view




Dipole




Front view

Rear view




Omni




Front view

Rear view




Panel




Front view

Rear view



For radiated emissions above 1GHz
Internal


Front view



Rear view



Dipole




Front view

Rear view



Omni




Front view

Rear view



Panel



Front view

Rear view



————THE END————