

1. Photographs of Conducted Emissions Test Configuration


Front view



Side view



Under table view




2. Photographs of Radiated Emissions Test Configuration (Non-Beamforming)


For radiated emissions 30MHz~1GHz

Internal


Front view



Rear view




Dipole



Front view


Rear view



For radiated emissions above 1GHz

Internal


Front view



Rear view



Dipole



Front view

Rear view




3. Photographs of Radiated Emissions Test Configuration (Beamforming)


For radiated emissions 30MHz~1GHz

Internal


Front view



Rear view




Dipole



Front view


Rear view




For radiated emissions above 1GHz

Internal


Front view



Rear view



Dipole



Front view

Rear view



————THE END————