


PHOTOGRAPHS OF THE TEST CONFIGURATION


CONDUCTED EMISSION TEST (Test Mode A)





CONDUCTED EMISSION TEST (Test Mode B)






CONDUCTED EMISSION TEST (Test Mode C)





CONDUCTED EMISSION TEST (Test Mode D)






CONDUCTED EMISSION TEST (Test Mode E)







CONDUCTED EMISSION TEST (Test Mode F)







RADIATED EMISSION TEST (Test Mode A)






RADIATED EMISSION TEST (Test Mode B)







RADIATED EMISSION TEST (Test Mode C)








RADIATED EMISSION TEST (Test Mode D)








RADIATED EMISSION TEST (Test Mode E)





RADIATED EMISSION TEST (Test Mode F)





(CO-LOCATED)
CONDUCTED EMISSION TEST (Test Mode A)



CONDUCTED EMISSION TEST (Test Mode B)



CONDUCTED EMISSION TEST (Test Mode C)



CONDUCTED EMISSION TEST (Test Mode D)




CONDUCTED EMISSION TEST (Test Mode E)




CONDUCTED EMISSION TEST (Test Mode F)




RADIATED EMISSION TEST (Test Mode A)





RADIATED EMISSION TEST (Test Mode B)



RADIATED EMISSION TEST (Test Mode C)




RADIATED EMISSION TEST (Test Mode D)



RADIATED EMISSION TEST (Test Mode E)



RADIATED EMISSION TEST (Test Mode F)



DFS Test

Test results demonstrating Master links with Client on a test frequency.

