



# SPORTON International Inc.

No. 52, Hwa Ya 1st Rd., Hwa Ya Technology Park, Kwei-Shan Hsiang, Tao Yuan Hsien, Taiwan, R.O.C.  
Ph: 886-3-327-3456 / FAX: 886-3-327-0973 / www.sporton.com.tw

## FCC RADIO TEST REPORT

Applicant's company	Extreme Networks, Inc.
Applicant Address	9 Northeastern Blvd. Salem, NH 03079 USA
FCC ID	QXO-4411OAC
Manufacturer's company	Senao Networks, Inc.
Manufacturer Address	3F, No. 529, Chung Cheng Rd., Hsintien, Taipei, Taiwan

Product Name	Wireless 802.11a/AC+ b/g/n Access Point
Brand Name	Extreme Networks
Model No.	31016, 31018, 31017, 31019
Test Rule Part(s)	47 CFR FCC Part 15 Subpart E § 15.407
Test Freq. Range	5250 ~ 5350MHz / 5470 ~ 5725MHz
Received Date	Nov. 17, 2015
Final Test Date	Dec. 30, 2015
Submission Type	Class II Change

### Statement

Test result included is for the IEEE 802.11n and IEEE 802.11a/ac of the product.

The test result in this report refers exclusively to the presented test model / sample.

Without written approval of SPORTON International Inc., the test report shall not be reproduced except in full.

The measurements and test results shown in this test report were made in accordance with the procedures and found in compliance with the limit given in ANSI C63.10-2013, 47 CFR FCC Part 15 Subpart E, KDB789033 D02 v01, KDB662911 D01 v02r01, KDB644545 D03 v01.

The test equipment used to perform the test is calibrated and traceable to NML/ROC.





## Table of Contents

<b>1. VERIFICATION OF COMPLIANCE</b> .....	<b>1</b>
<b>2. SUMMARY OF THE TEST RESULT</b> .....	<b>2</b>
<b>3. GENERAL INFORMATION</b> .....	<b>3</b>
3.1. Product Details.....	3
3.2. Accessories.....	10
3.3. Table for Filed Antenna.....	11
3.4. Table for Carrier Frequencies .....	13
3.5. Table for Test Modes.....	14
3.6. Table for Testing Locations.....	16
3.7. Table for Multiple Listing and Class II Change.....	17
3.8. Table for Supporting Units .....	17
3.9. Table for Parameters of Test Software Setting .....	18
3.10. EUT Operation during Test .....	24
3.11. Duty Cycle.....	24
3.12. Test Configurations .....	25
<b>4. TEST RESULT</b> .....	<b>26</b>
4.1. 26dB Bandwidth and 99% Occupied Bandwidth Measurement.....	26
4.2. 6dB Spectrum Bandwidth Measurement .....	181
4.3. Maximum Conducted Output Power Measurement.....	215
4.4. Power Spectral Density Measurement .....	415
4.5. Radiated Emissions Measurement .....	538
4.6. Band Edge Emissions Measurement .....	805
4.7. Frequency Stability Measurement .....	927
4.8. Antenna Requirements .....	941
<b>5. LIST OF MEASURING EQUIPMENTS</b> .....	<b>942</b>
<b>6. MEASUREMENT UNCERTAINTY</b> .....	<b>943</b>
<b>APPENDIX A. TEST PHOTOS</b> .....	<b>A1 ~ A12</b>



## History of This Test Report

REPORT NO.	VERSION	DESCRIPTION	ISSUED DATE
FR541521-02AA	Rev. 01	Initial issue of report	Jan. 18, 2016

## 1. VERIFICATION OF COMPLIANCE

Product Name : Wireless 802.11a/AC+ b/g/n Access Point  
Brand Name : Extreme Networks  
Model No. : 31016, 31018, 31017, 31019  
Applicant : Extreme Networks, Inc.  
Test Rule Part(s) : 47 CFR FCC Part 15 Subpart E § 15.407

Sporton International as requested by the applicant to evaluate the EMC performance of the product sample received on Nov. 17, 2015 would like to declare that the tested sample has been evaluated and found to be in compliance with the tested rule parts. The data recorded as well as the test configuration specified is true and accurate for showing the sample's EMC nature.



Sam Chen

SPORTON INTERNATIONAL INC.

## 2. SUMMARY OF THE TEST RESULT

Applied Standard: 47 CFR FCC Part 15 Subpart E				
Part	Rule Section	Description of Test	Result	Under Limit
4.1	15.407(a)	26dB Spectrum Bandwidth and 99% Occupied Bandwidth	Complies	-
4.2	15.407(e)	6dB Spectrum Bandwidth	Complies	-
4.3	15.407(a)	Maximum Conducted Output Power	Complies	0.01 dB
4.4	15.407(a)	Power Spectral Density	Complies	0.01 dB
4.5	15.407(b)	Radiated Emissions	Complies	4.35 dB
4.6	15.407(b)	Band Edge Emissions	Complies	0.01 dB
4.7	15.407(g)	Frequency Stability	Complies	-
4.8	15.203	Antenna Requirements	Complies	-

### 3. GENERAL INFORMATION

#### 3.1. Product Details

Items	Description
Product Type	WLAN (4TX, 4RX)
Radio Type	Intentional Transceiver
Power Type	From PoE
Modulation	IEEE 802.11a: OFDM IEEE 802.11n/ac: see the below table
Data Modulation	IEEE 802.11a/n: OFDM (BPSK / QPSK / 16QAM / 64QAM) IEEE 802.11ac: OFDM (BPSK / QPSK / 16QAM / 64QAM / 256QAM)
Data Rate (Mbps)	IEEE 802.11a: OFDM (6/9/12/18/24/36/48/54) IEEE 802.11n/ac: see the below table
Frequency Range	5250 ~ 5350MHz / 5470 ~ 5725MHz
Channel Number	16 for 20MHz bandwidth ; 8 for 40MHz bandwidth 4 for 80MHz bandwidth
Channel Band Width (99%)	<p>Mode 1: EUT 1 + Set 1 Sector Antenna / 6.5 dBi</p> <p>Band 2:</p> <p>IEEE 802.11a: 16.67 MHz</p> <p>IEEE 802.11ac MCS0/Nss1 (VHT20): 17.97 MHz</p> <p>IEEE 802.11ac MCS0/Nss1 (VHT40): 36.03 MHz</p> <p>IEEE 802.11ac MCS0/Nss1 (VHT80): 74.38 MHz</p> <p>Band 3:</p> <p>IEEE 802.11a: 15.28 MHz</p> <p>IEEE 802.11ac MCS0/Nss1 (VHT20): 17.37 MHz</p> <p>IEEE 802.11ac MCS0/Nss1 (VHT40): 36.76 MHz</p> <p>IEEE 802.11ac MCS0/Nss1 (VHT80): 76.41 MHz</p> <p>Mode 2: EUT 1 + Set 2 Sector Antenna / 4.5 dBi</p> <p>Band 2:</p> <p>IEEE 802.11a: 16.67 MHz</p> <p>IEEE 802.11ac MCS0/Nss1 (VHT20): 17.89 MHz</p> <p>IEEE 802.11ac MCS0/Nss1 (VHT40): 36.03 MHz</p> <p>IEEE 802.11ac MCS0/Nss1 (VHT80): 74.67 MHz</p> <p>Band 3:</p> <p>IEEE 802.11a: 15.98 MHz</p> <p>IEEE 802.11ac MCS0/Nss1 (VHT20): 17.45 MHz</p> <p>IEEE 802.11ac MCS0/Nss1 (VHT40): 36.76 MHz</p> <p>IEEE 802.11ac MCS0/Nss1 (VHT80): 76.41 MHz</p>

	<p>Mode 3: EUT 1 + Set 3 Sector Antenna / 5.5 dBi</p> <p>Band 2:</p> <p>IEEE 802.11a: 16.67 MHz</p> <p>IEEE 802.11ac MCS0/Nss1 (VHT20): 17.89 MHz</p> <p>IEEE 802.11ac MCS0/Nss1 (VHT40): 36.03 MHz</p> <p>IEEE 802.11ac MCS0/Nss1 (VHT80): 74.10 MHz</p> <p>Band 3:</p> <p>IEEE 802.11a: 15.89 MHz</p> <p>IEEE 802.11ac MCS0/Nss1 (VHT20): 17.54 MHz</p> <p>IEEE 802.11ac MCS0/Nss1 (VHT40): 36.76 MHz</p> <p>IEEE 802.11ac MCS0/Nss1 (VHT80): 76.41 MHz</p> <p>Mode 4: EUT 1 + Set 4 Sector Antenna / 7.5 dBi</p> <p>Band 2:</p> <p>IEEE 802.11a: 16.67 MHz</p> <p>IEEE 802.11ac MCS0/Nss1 (VHT20): 17.89 MHz</p> <p>IEEE 802.11ac MCS0/Nss1 (VHT40): 36.03 MHz</p> <p>IEEE 802.11ac MCS0/Nss1 (VHT80): 74.10 MHz</p> <p>Band 3:</p> <p>IEEE 802.11a: 15.54 MHz</p> <p>IEEE 802.11ac MCS0/Nss1 (VHT20): 17.28 MHz</p> <p>IEEE 802.11ac MCS0/Nss1 (VHT40): 36.76 MHz</p> <p>IEEE 802.11ac MCS0/Nss1 (VHT80): 76.41 MHz</p> <p>Mode 5: EUT 1 + Set 5 Panel Antenna / 6 dBi</p> <p>Band 2:</p> <p>IEEE 802.11a: 16.67 MHz</p> <p>IEEE 802.11ac MCS0/Nss1 (VHT20): 17.89 MHz</p> <p>IEEE 802.11ac MCS0/Nss1 (VHT40): 35.89 MHz</p> <p>IEEE 802.11ac MCS0/Nss1 (VHT80): 74.10 MHz</p> <p>Band 3:</p> <p>IEEE 802.11a: 15.37 MHz</p> <p>IEEE 802.11ac MCS0/Nss1 (VHT20): 17.37 MHz</p> <p>IEEE 802.11ac MCS0/Nss1 (VHT40): 39.71 MHz</p> <p>IEEE 802.11ac MCS0/Nss1 (VHT80): 76.70 MHz</p> <p>Mode 6: EUT 1 + Set 7 Sector Antenna / 11.5 dBi</p> <p>Band 2:</p> <p>IEEE 802.11a: 16.67 MHz</p> <p>IEEE 802.11ac MCS0/Nss1 (VHT20): 17.89 MHz</p> <p>IEEE 802.11ac MCS0/Nss1 (VHT40): 35.60 MHz</p>
--	---

	<p>IEEE 802.11ac MCS0/Nss1 (VHT80): 73.81 MHz</p> <p>Band 3:</p> <p>IEEE 802.11a: 15.46 MHz</p> <p>IEEE 802.11ac MCS0/Nss1 (VHT20): 17.37 MHz</p> <p>IEEE 802.11ac MCS0/Nss1 (VHT40): 36.76 MHz</p> <p>IEEE 802.11ac MCS0/Nss1 (VHT80): 76.70 MHz</p> <p>Mode 7: EUT 1 + Set 8 Sector Antenna / 12 dBi</p> <p>Band 2:</p> <p>IEEE 802.11a: 16.67 MHz</p> <p>IEEE 802.11ac MCS0/Nss1 (VHT20): 17.89 MHz</p> <p>IEEE 802.11ac MCS0/Nss1 (VHT40): 35.60 MHz</p> <p>IEEE 802.11ac MCS0/Nss1 (VHT80): 73.81 MHz</p> <p>Band 3:</p> <p>IEEE 802.11a: 15.37 MHz</p> <p>IEEE 802.11ac MCS0/Nss1 (VHT20): 17.37 MHz</p> <p>IEEE 802.11ac MCS0/Nss1 (VHT40): 36.61 MHz</p> <p>IEEE 802.11ac MCS0/Nss1 (VHT80): 76.41 MHz</p> <p>Mode 8: EUT 1 + Set 9 Sector Antenna / 4 dBi</p> <p>Band 2:</p> <p>IEEE 802.11a: 16.67 MHz</p> <p>IEEE 802.11ac MCS0/Nss1 (VHT20): 17.89 MHz</p> <p>IEEE 802.11ac MCS0/Nss1 (VHT40): 36.03 MHz</p> <p>IEEE 802.11ac MCS0/Nss1 (VHT80): 74.38 MHz</p> <p>Band 3:</p> <p>IEEE 802.11a: 16.06 MHz</p> <p>IEEE 802.11ac MCS0/Nss1 (VHT20): 17.45 MHz</p> <p>IEEE 802.11ac MCS0/Nss1 (VHT40): 36.76 MHz</p> <p>IEEE 802.11ac MCS0/Nss1 (VHT80): 76.41 MHz</p> <p>Mode 9: EUT 1 + Set 10 Panel Antenna / 23 dBi</p> <p>Band 2:</p> <p>IEEE 802.11a: 16.85 MHz</p> <p>IEEE 802.11ac MCS0/Nss1 (VHT20): 18.06 MHz</p> <p>IEEE 802.11ac MCS0/Nss1 (VHT40): 34.88 MHz</p> <p>IEEE 802.11ac MCS0/Nss1 (VHT80): 71.20 MHz</p> <p>Band 3:</p> <p>IEEE 802.11a: 16.32 MHz</p> <p>IEEE 802.11ac MCS0/Nss1 (VHT20): 17.80 MHz</p> <p>IEEE 802.11ac MCS0/Nss1 (VHT40): 36.32 MHz</p>
--	---



	<p>IEEE 802.11ac MCS0/Nss1 (VHT80): 76.41 MHz          Mode 10: EUT 1 + Set 11 Omni Antenna / 6 dBi          Band 2:          IEEE 802.11a: 16.67 MHz          IEEE 802.11ac MCS0/Nss1 (VHT20): 17.89 MHz          IEEE 802.11ac MCS0/Nss1 (VHT40): 36.18 MHz          IEEE 802.11ac MCS0/Nss1 (VHT80): 74.10 MHz          Band 3:          IEEE 802.11a: 15.37 MHz          IEEE 802.11ac MCS0/Nss1 (VHT20): 17.37 MHz          IEEE 802.11ac MCS0/Nss1 (VHT40): 36.76 MHz          IEEE 802.11ac MCS0/Nss1 (VHT80): 76.70 MHz          Mode 11: EUT 2 + Set 12 PIFA Antenna / Chain1:5.96 dBi, Chain2:5.97 dBi, Chain3:6.25 dBi, Chain4:6.08 dBi          Band 2:          IEEE 802.11a: 16.15 MHz          IEEE 802.11ac MCS0/Nss1 (VHT20): 17.02 MHz          IEEE 802.11ac MCS0/Nss1 (VHT40): 36.61 MHz          IEEE 802.11ac MCS0/Nss1 (VHT80): 76.12 MHz          Band 3:          IEEE 802.11a: 16.06 MHz          IEEE 802.11ac MCS0/Nss1 (VHT20): 17.02 MHz          IEEE 802.11ac MCS0/Nss1 (VHT40): 36.76 MHz          IEEE 802.11ac MCS0/Nss1 (VHT80): 76.99 MHz</p>
<p>Maximum Conducted Output Power</p>	<p>Mode 1: EUT 1 + Set 1 Sector Antenna / 6.5 dBi          Band 2:          IEEE 802.11a: 20.48 dBm          IEEE 802.11ac MCS0/Nss1 (VHT20): 20.45 dBm          IEEE 802.11ac MCS0/Nss1 (VHT40): 23.39 dBm          IEEE 802.11ac MCS0/Nss1 (VHT80): 17.25 dBm          Band 3:          IEEE 802.11a: 20.48 dBm          IEEE 802.11ac MCS0/Nss1 (VHT20): 20.48 dBm          IEEE 802.11ac MCS0/Nss1 (VHT40): 23.46 dBm          IEEE 802.11ac MCS0/Nss1 (VHT80): 23.01 dBm</p>

	<p>Mode 2: EUT 1 + Set 2 Sector Antenna / 4.5 dBi</p> <p>Band 2:</p> <p>IEEE 802.11a: 22.48 dBm</p> <p>IEEE 802.11ac MCS0/Nss1 (VHT20): 22.48 dBm</p> <p>IEEE 802.11ac MCS0/Nss1 (VHT40): 23.91 dBm</p> <p>IEEE 802.11ac MCS0/Nss1 (VHT80): 19.43 dBm</p> <p>Band 3:</p> <p>IEEE 802.11a: 22.47 dBm</p> <p>IEEE 802.11ac MCS0/Nss1 (VHT20): 22.24 dBm</p> <p>IEEE 802.11ac MCS0/Nss1 (VHT40): 23.91 dBm</p> <p>IEEE 802.11ac MCS0/Nss1 (VHT80): 23.80 dBm</p> <p>Mode 3: EUT 1 + Set 3 Sector Antenna / 5.5 dBi</p> <p>Band 2:</p> <p>IEEE 802.11a: 21.67 dBm</p> <p>IEEE 802.11ac MCS0/Nss1 (VHT20): 21.63 dBm</p> <p>IEEE 802.11ac MCS0/Nss1 (VHT40): 23.91 dBm</p> <p>IEEE 802.11ac MCS0/Nss1 (VHT80): 17.75 dBm</p> <p>Band 3:</p> <p>IEEE 802.11a: 21.70 dBm</p> <p>IEEE 802.11ac MCS0/Nss1 (VHT20): 21.59 dBm</p> <p>IEEE 802.11ac MCS0/Nss1 (VHT40): 23.91 dBm</p> <p>IEEE 802.11ac MCS0/Nss1 (VHT80): 23.80 dBm</p> <p>Mode 4: EUT 1 + Set 4 Sector Antenna / 7.5 dBi</p> <p>Band 2:</p> <p>IEEE 802.11a: 19.67 dBm</p> <p>IEEE 802.11ac MCS0/Nss1 (VHT20): 19.43 dBm</p> <p>IEEE 802.11ac MCS0/Nss1 (VHT40): 22.46 dBm</p> <p>IEEE 802.11ac MCS0/Nss1 (VHT80): 16.65 dBm</p> <p>Band 3:</p> <p>IEEE 802.11a: 19.72 dBm</p> <p>IEEE 802.11ac MCS0/Nss1 (VHT20): 19.48 dBm</p> <p>IEEE 802.11ac MCS0/Nss1 (VHT40): 22.30 dBm</p> <p>IEEE 802.11ac MCS0/Nss1 (VHT80): 22.46 dBm</p> <p>Mode 5: EUT 1 + Set 5 Panel Antenna / 6 dBi</p> <p>Band 2:</p> <p>IEEE 802.11a: 18.10 dBm</p> <p>IEEE 802.11ac MCS0/Nss1 (VHT20): 18.38 dBm</p> <p>IEEE 802.11ac MCS0/Nss1 (VHT40): 21.27 dBm</p>
--	--

	<p>IEEE 802.11ac MCS0/Nss1 (VHT80): 16.65 dBm</p> <p>Band 3:</p> <p>IEEE 802.11a: 18.25 dBm</p> <p>IEEE 802.11ac MCS0/Nss1 (VHT20): 18.36 dBm</p> <p>IEEE 802.11ac MCS0/Nss1 (VHT40): 21.35 dBm</p> <p>IEEE 802.11ac MCS0/Nss1 (VHT80): 23.80 dBm</p> <p>Mode 6: EUT 1 + Set 7 Sector Antenna / 11.5 dBi</p> <p>Band 2:</p> <p>IEEE 802.11a: 15.70 dBm</p> <p>IEEE 802.11ac MCS0/Nss1 (VHT20): 15.46 dBm</p> <p>IEEE 802.11ac MCS0/Nss1 (VHT40): 18.24 dBm</p> <p>IEEE 802.11ac MCS0/Nss1 (VHT80): 13.97 dBm</p> <p>Band 3:</p> <p>IEEE 802.11a: 15.72 dBm</p> <p>IEEE 802.11ac MCS0/Nss1 (VHT20): 15.42 dBm</p> <p>IEEE 802.11ac MCS0/Nss1 (VHT40): 18.49 dBm</p> <p>IEEE 802.11ac MCS0/Nss1 (VHT80): 18.28 dBm</p> <p>Mode 7: EUT 1 + Set 8 Sector Antenna / 12 dBi</p> <p>Band 2:</p> <p>IEEE 802.11a: 15.22 dBm</p> <p>IEEE 802.11ac MCS0/Nss1 (VHT20): 14.97 dBm</p> <p>IEEE 802.11ac MCS0/Nss1 (VHT40): 17.73 dBm</p> <p>IEEE 802.11ac MCS0/Nss1 (VHT80): 13.42 dBm</p> <p>Band 3:</p> <p>IEEE 802.11a: 15.19 dBm</p> <p>IEEE 802.11ac MCS0/Nss1 (VHT20): 14.93 dBm</p> <p>IEEE 802.11ac MCS0/Nss1 (VHT40): 17.97 dBm</p> <p>IEEE 802.11ac MCS0/Nss1 (VHT80): 17.87 dBm</p> <p>Mode 8: EUT 1 + Set 9 Sector Antenna / 4 dBi</p> <p>Band 2:</p> <p>IEEE 802.11a: 23.18 dBm</p> <p>IEEE 802.11ac MCS0/Nss1 (VHT20): 23.06 dBm</p> <p>IEEE 802.11ac MCS0/Nss1 (VHT40): 23.91 dBm</p> <p>IEEE 802.11ac MCS0/Nss1 (VHT80): 17.25 dBm</p> <p>Band 3:</p> <p>IEEE 802.11a: 23.35 dBm</p> <p>IEEE 802.11ac MCS0/Nss1 (VHT20): 23.40 dBm</p> <p>IEEE 802.11ac MCS0/Nss1 (VHT40): 23.96 dBm</p>
--	---

	<p>IEEE 802.11ac MCS0/Nss1 (VHT80): 23.61 dBm          Mode 9: EUT 1 + Set 10 Panel Antenna / 23 dBi          Band 2:          IEEE 802.11a: 3.99 dBm          IEEE 802.11ac MCS0/Nss1 (VHT20): 3.72 dBm          IEEE 802.11ac MCS0/Nss1 (VHT40): 6.80 dBm          IEEE 802.11ac MCS0/Nss1 (VHT80): 6.78 dBm          Band 3:          IEEE 802.11a: 3.92 dBm          IEEE 802.11ac MCS0/Nss1 (VHT20): 3.97 dBm          IEEE 802.11ac MCS0/Nss1 (VHT40): 6.89 dBm          IEEE 802.11ac MCS0/Nss1 (VHT80): 6.79 dBm          Mode 10: EUT 1 + Set 11 Omni Antenna / 6 dBi          Band 2:          IEEE 802.11a: 18.10 dBm          IEEE 802.11ac MCS0/Nss1 (VHT20): 18.38 dBm          IEEE 802.11ac MCS0/Nss1 (VHT40): 21.27 dBm          IEEE 802.11ac MCS0/Nss1 (VHT80): 16.65 dBm          Band 3:          IEEE 802.11a: 18.25 dBm          IEEE 802.11ac MCS0/Nss1 (VHT20): 18.36 dBm          IEEE 802.11ac MCS0/Nss1 (VHT40): 21.35 dBm          IEEE 802.11ac MCS0/Nss1 (VHT80): 23.36 dBm          Mode 11: EUT 2 + Set 12 PIFA Antenna / Chain1:5.96 dBi, Chain2:5.97 dBi, Chain3:6.25 dBi, Chain4:6.08 dBi          Band 2:          IEEE 802.11a: 17.65 dBm          IEEE 802.11ac MCS0/Nss1 (VHT20): 17.61 dBm          IEEE 802.11ac MCS0/Nss1 (VHT40): 20.80 dBm          IEEE 802.11ac MCS0/Nss1 (VHT80): 17.46 dBm          Band 3:          IEEE 802.11a: 17.80 dBm          IEEE 802.11ac MCS0/Nss1 (VHT20): 17.90 dBm          IEEE 802.11ac MCS0/Nss1 (VHT40): 20.83 dBm          IEEE 802.11ac MCS0/Nss1 (VHT80): 23.70 dBm</p>
Carrier Frequencies	Please refer to section 3.4
Antenna	Please refer to section 3.3

Items	Description	
Communication Mode	<input checked="" type="checkbox"/> IP Based (Load Based)	<input type="checkbox"/> Frame Based
TPC Function	<input checked="" type="checkbox"/> With TPC	<input type="checkbox"/> Without TPC
Weather Band (5600~5650MHz)	<input checked="" type="checkbox"/> With 5600~5650MHz	<input type="checkbox"/> Without 5600~5650MHz
Operating Mode	<input checked="" type="checkbox"/> Outdoor access point	
	<input type="checkbox"/> Indoor access point	
	<input checked="" type="checkbox"/> Fixed point-to-point access points	
	<input type="checkbox"/> Mobile and portable client devices	

### Antenna and Band width

Antenna	Four (TX)		
	20 MHz	40 MHz	80 MHz
IEEE 802.11a	V	X	X
IEEE 802.11n	V	V	X
IEEE 802.11ac	V	V	V

### IEEE 11n/ac Spec.

Protocol	Number of Transmit Chains (NTX)	Data Rate / MCS
802.11n (HT20)	4	MCS 0-31
802.11n (HT40)	4	MCS 0-31
802.11ac (VHT20)	4	MCS 0-9/Nss1-4
802.11ac (VHT40)	4	MCS 0-9/Nss1-4
802.11ac (VHT80)	4	MCS 0-9/Nss1-4

Note 1: IEEE Std. 802.11n modulation consists of HT20 and HT40 (HT: High Throughput).  
Then EUT supports HT20 and HT40.

Note 2: IEEE Std. 802.11ac modulation consists of VHT20, VHT40, VHT80 and VHT160 (VHT: Very High Throughput). Then EUT supports VHT20, VHT40 and VHT80 in 5GHz.

Note 3: Modulation modes consist of below configuration:  
HT20/HT40: IEEE 802.11n, VHT20/VHT40/VHT80: IEEE 802.11ac

## 3.2. Accessories

Antenna cable, Non-Shielded, 1.5m

### 3.3. Table for Filed Antenna

Set.	Brand Holder	Model Number (Part No.)	Extreme Part No. (Short Description)	Antenna Type	Connector	Polarized Antenna	Gain (dBi)	
							2.4GHz	5GHz
1	PCTEL Inc.	908412-10	30714 (WS-AO-DE07025N)	Sector Antenna	N Male	V	7.5	6.5
2	PCTEL Inc.	908414-10	30716 (WS-AO-5Q05025N)	Sector Antenna	N Male	V	-	4.5
3	PCTEL Inc.	908409-10	30711 (WS-AO-DQ05120N)	Sector Antenna	N Male	V	5.5	5.5
4	PCTEL Inc.	908416-10	30718 (WS-AO-DE10055N)	Sector Antenna	N Male	V	10.5	7.5
5	PCTEL Inc.	908418-10	30720 (WS-AO-DE07100N)	Panel Antenna	N Male	X	7	6
6	PCTEL Inc.	908411-10	30713 (WS-AO-2Q05060N)	Sector Antenna	N Male Plug	V	5	-
7	PCTEL Inc.	908415-10	30717 (WS-AO-5Q11025N)	Sector Antenna	N Male	V	-	11.5
8	PCTEL Inc.	908413-10	30715 (WS-AO-DE13025N)	Sector Antenna	N Male	V	13	12
9	PCTEL Inc.	908410-10	30712 (WS-AO-5Q04060N)	Sector Antenna	N Male Plug	V	-	4
10	PCTEL Inc.	-	WS-AO-5D23009N	Panel Antenna	N Type	V	-	23
11	PCTEL Inc.	908550-10	30724 (WS-AO-DQ04360N)	Omni Antenna	N Male	X	5.5	6
12	Senao Networks, Inc.	AP3965i	-	PIFA Antenna	MMCX	X	Note 1	

Note1:

Set.	Antenna Gain (dBi)							
	2.4GHz				5GHz			
	Chain 1	Chain 2	Chain 3	Chain 4	Chain 1	Chain 2	Chain 3	Chain 4
12	6.25	5.77	6.45	5.60	5.96	5.97	6.25	6.08

Note2:

The EUT has twelve sets of antennas.

Note3:

Antenna cable only for Set 5 and Set 10 use.

Note4:

Set 1~Set 9, Set 11~Set 12 use for P to M function, only Set 10 use for P to P function.

<For 2.4GHz Function>

For IEEE 802.11b/g/n/ac mode (4TX, 4RX):

Chain 1, Chain 2, Chain 3 and Chain 4 could transmit/receive simultaneously.

<For 5GHz Function>


For IEEE 802.11a/n/ac mode (4TX, 4RX):

Chain 1, Chain 2, Chain 3 and Chain 4 could transmit/receive simultaneously.

For EUT 1:



For EUT 2:



### 3.4. Table for Carrier Frequencies

There are three bandwidth systems.

For 20MHz bandwidth systems, use Channel 52, 56, 60, 64, 100, 104, 108, 112, 116, 120, 124, 128, 132, 136, 140, 144.

For 40MHz bandwidth systems, use Channel 54, 62, 102, 110, 118, 126, 134, 142.

For 80MHz bandwidth systems, use Channel 58, 106, 122, 138.

Frequency Band	Channel No.	Frequency	Channel No.	Frequency
5250~5350 MHz Band 2	52	5260 MHz	60	5300 MHz
	54	5270 MHz	62	5310 MHz
	56	5280 MHz	64	5320 MHz
	58	5290 MHz	-	-
5470~5725 MHz Band 3	100	5500 MHz	124	5620 MHz
	102	5510 MHz	126	5630 MHz
	104	5520 MHz	128	5640 MHz
	106	5530 MHz	132	5660 MHz
	108	5540 MHz	134	5670 MHz
	110	5550 MHz	136	5680 MHz
	112	5560 MHz	138	5690 MHz
	116	5580 MHz	140	5700 MHz
	118	5590 MHz	142	5710 MHz
	120	5600 MHz	144	5720 MHz
	122	5610 MHz	-	-



### 3.5. Table for Test Modes

Preliminary tests were performed in different data rate to find the worst radiated emission. The data rate shown in the table below is the worst-case rate with respect to the specific test item. Investigation has been done on all the possible configurations for searching the worst cases. The following table is a list of the test modes shown in this test report.

Test Items	Mode		Data Rate	Channel	Chain
Max. Conducted Output Power	11a/BPSK	Band 2-3	6Mbps	52/60/64/100/ 116/140/144	1+2+3+4
	11ac VHT20	Band 2-3	MCS0/Nss1	52/60/64/100/ 116/140/144	1+2+3+4
	11ac VHT40	Band 2-3	MCS0/Nss1	54/62/102/110/ 134/142	1+2+3+4
	11ac VHT80	Band 2-3	MCS0/Nss1	58/106/122/138	1+2+3+4
Power Spectral Density	11a/BPSK	Band 2-3	6Mbps	52/60/64/100/ 116/140/144	1+2+3+4
	11ac VHT20	Band 2-3	MCS0/Nss1	52/60/64/100/ 116/140/144	1+2+3+4
	11ac VHT40	Band 2-3	MCS0/Nss1	54/62/102/110/ 134/142	1+2+3+4
	11ac VHT80	Band 2-3	MCS0/Nss1	58/106/122/138	1+2+3+4
26dB Spectrum Bandwidth 99% Occupied Bandwidth Measurement	11a/BPSK	Band 2-3	6Mbps	52/60/64/100/ 116/140/144	1+2+3+4
	11ac VHT20	Band 2-3	MCS0/Nss1	52/60/64/100/ 116/140/144	1+2+3+4
	11ac VHT40	Band 2-3	MCS0/Nss1	54/62/102/110/ 134/142	1+2+3+4
	11ac VHT80	Band 2-3	MCS0/Nss1	58/106/122/138	1+2+3+4
6dB Spectrum Bandwidth Measurement	11a/BPSK	Band 4	6Mbps	144	1+2+3+4
	11ac VHT20	Band 4	MCS0/Nss1	144	1+2+3+4
	11ac VHT40	Band 4	MCS0/Nss1	142	1+2+3+4
	11ac VHT80	Band 4	MCS0/Nss1	138	1+2+3+4

Radiated Emission Above 1GHz	11a/BPSK	Band 2-3	6Mbps	52/60/64/100/ 116/140/144	1+2+3+4
	11ac VHT20	Band 2-3	MCS0/Nss1	52/60/64/100/ 116/140/144	1+2+3+4
	11ac VHT40	Band 2-3	MCS0/Nss1	54/62/102/110/ 134/142	1+2+3+4
	11ac VHT80	Band 2-3	MCS0/Nss1	58/106/122/138	1+2+3+4
Band Edge Emission	11a/BPSK	Band 2-3	6Mbps	52/60/64/100/ 116/140/144	1+2+3+4
	11ac VHT20	Band 2-3	MCS0/Nss1	52/60/64/100/ 116/140/144	1+2+3+4
	11ac VHT40	Band 2-3	MCS0/Nss1	54/62/102/110/ 134/142	1+2+3+4
	11ac VHT80	Band 2-3	MCS0/Nss1	58/106/122/138	1+2+3+4
Frequency Stability	20 MHz	Band 2-3	-	60/116	3, 4
	40 MHz	Band 2-3	-	62/110	3, 4
	80 MHz	Band 2-3	-	58/106	3, 4

Note1: VHT20/VHT40 covers HT20/HT40, due to same modulation. The power setting for 802.11n HT20 and HT40 are the same or lower than 802.11ac VHT20 and VHT40.

Note2:

The PoE is for measurement only, would not be marketed.

The PoE information as below:

Power	Brand	Model
PoE	Microsemi	PD-9001GR

Note3: All the specification of test configurations and test modes were based on customer's request.

Note4: The console port can not be used by end user. It is generally used for updating FW by professional installer.

The following test modes were performed for all tests:

**For Radiated Emission Above 1GHz test:**

The EUT 1 was performed at Y axis and Z axis position. Z axis has been evaluated to be the worst case, thus measurement will follow this same test mode.

The EUT 2 was performed at Y axis and Z axis position. Y axis has been evaluated to be the worst case, thus measurement will follow this same test mode.

Mode 1. Place EUT 1 in Z axis + Set 1

Mode 2. Place EUT 1 in Z axis + Set 2

Mode 3. Place EUT 1 in Z axis + Set 3

Mode 4. Place EUT 1 in Z axis + Set 4

Mode 5. Place EUT 1 in Z axis + Set 5

Mode 6. Place EUT 1 in Z axis + Set 7

Mode 7. Place EUT 1 in Z axis + Set 8

Mode 8. Place EUT 1 in Z axis + Set 9

Mode 9. Place EUT 1 in Z axis + Set 10

Mode 10. Place EUT 1 in Z axis + Set 11

Mode 11. Place EUT 2 in Y axis + Set 12

### 3.6. Table for Testing Locations

Test Site Location					
Address:	No.8, Lane 724, Bo-ai St., Jhubei City, Hsinchu County 302, Taiwan, R.O.C.				
TEL:	886-3-656-9065				
FAX:	886-3-656-9085				
Test Site No.	Site Category	Location	FCC Reg. No.	IC File No.	VCCI Reg. No
03CH01-CB	SAC	Hsin Chu	262045	IC 4086D	-
TH01-CB	OVEN Room	Hsin Chu	-	-	-

Open Area Test Site (OATS); Semi Anechoic Chamber (SAC).

### 3.7. Table for Multiple Listing and Class II Change

The model names are identical to each other in all aspects except for the following table:

Equipment	EUT	Product Name	Model Name	Internal Antenna	External Antenna	Equipped Antenna
Wireless 802.11a/AC+ b/g/n Access Point	1	WS-AP3965e-FCC	31018	X	V	Set 1~11
		WS-AP3965e-ROW	31019			
	2	WS-AP3965i-FCC	31016	V	X	Set 12
		WS-AP3965i-ROW	31017			

Note: Different model names for EUT 1 (31018 and 31019) and EUT 2 (31016 and 31017) served as marketing strategy.

This product is an extension of original one reported under Sporton project number: FR541521-01AB

Below is the table for the change of the product with respect to the original one.

Modifications	Performance Checking
Add Band 2 and Band 3 (5250~5350 MHz, 5470~5725 MHz)	<ol style="list-style-type: none"> <li>1. 26dB Bandwidth and 99% Occupied Bandwidth Measurement</li> <li>2. 6dB Spectrum Bandwidth Measurement</li> <li>3. Maximum Conducted Output Power Measurement</li> <li>4. Power Spectral Density Measurement</li> <li>5. Radiated Emissions (1GHz~40GHz)</li> <li>6. Band Edge Emissions Measurement</li> <li>7. Frequency Stability Measurement</li> </ol>

### 3.8. Table for Supporting Units

For Test Site No: 03CH01-CB

Support Unit	Brand	Model	FCC ID
NB	DELL	E4300	DoC
PoE	Microsemi	PD-9001GR	N/A

For Test Site No: TH01-CB

Support Unit	Brand	Model	FCC ID
NB	DELL	E4300	DoC
PoE	Microsemi	PD-9001GR	N/A

### 3.9. Table for Parameters of Test Software Setting

During testing, Channel and Power Controlling Software provided by the customer was used to control the operating channel as well as the output power level. The RF output power selection is for the setting of RF output power expected by the customer and is going to be fixed on the firmware of the final end product.

#### Mode 1: EUT 1 + Set 1 Sector Antenna / 6.5 dBi

Test Software Version	QCA VER3.0.144.0						
Mode	Test Frequency (MHz)						
	NCB: 20MHz						
	5260 MHz	5300 MHz	5320 MHz	5500 MHz	5580 MHz	5700 MHz	5720 MHz
802.11a	15.5	15.5	15.5	15.5	15.5	15.5	15
802.11ac MCS0/Nss1 VHT20	16	16	16	16	16	16	16
Mode	NCB: 40MHz						
802.11ac MCS0/Nss1 VHT40	5270 MHz	5310 MHz	5510 MHz	5550 MHz	5670 MHz	5710 MHz	
	18	15	15.5	18	18	17.5	
Mode	NCB: 80MHz						
802.11ac MCS0/Nss1 VHT80	5290 MHz		5530 MHz		5610 MHz		5690 MHz
	12.5		10.5		17.5		18

#### Mode 2: EUT 1 + Set 2 Sector Antenna / 4.5 dBi

Test Software Version	QCA VER3.0.144.0						
Mode	Test Frequency (MHz)						
	NCB: 20MHz						
	5260 MHz	5300 MHz	5320 MHz	5500 MHz	5580 MHz	5700 MHz	5720 MHz
802.11a	17.5	17.5	17.5	17.5	17.5	17.5	17
802.11ac MCS0/Nss1 VHT20	17.5	17.5	17.5	17.5	17.5	17.5	17.5
Mode	NCB: 40MHz						
802.11ac MCS0/Nss1 VHT40	5270 MHz	5310 MHz	5510 MHz	5550 MHz	5670 MHz	5710 MHz	
	18.5	16	17	18.5	18.5	18.5	
Mode	NCB: 80MHz						
802.11ac MCS0/Nss1 VHT80	5290 MHz		5530 MHz		5610 MHz		5690 MHz
	14.5		13.5		19		18.5

**Mode 3: EUT 1 + Set 3 Sector Antenna / 5.5 dBi**

Test Software Version	QCA VER3.0.144.0						
Mode	Test Frequency (MHz)						
	NCB: 20MHz						
	5260 MHz	5300 MHz	5320 MHz	5500 MHz	5580 MHz	5700 MHz	5720 MHz
802.11a	16.5	16.5	17	17	17	16.5	15
802.11ac MCS0/Nss1 VHT20	17	17	17	17	17	17	16.5
Mode	NCB: 40MHz						
802.11ac MCS0/Nss1 VHT40	5270 MHz	5310 MHz	5510 MHz	5550 MHz	5670 MHz	5710 MHz	
	18.5	17.5	16.5	18.5	18.5	18	
Mode	NCB: 80MHz						
802.11ac MCS0/Nss1 VHT80	5290 MHz		5530 MHz		5610 MHz		5690 MHz
	13		13		19		18.5

**Mode 4: EUT 1 + Set 4 Sector Antenna / 7.5 dBi**

Test Software Version	QCA VER3.0.144.0						
Mode	Test Frequency (MHz)						
	NCB: 20MHz						
	5260 MHz	5300 MHz	5320 MHz	5500 MHz	5580 MHz	5700 MHz	5720 MHz
802.11a	15	15	15	15	15	15	14
802.11ac MCS0/Nss1 VHT20	15	14.5	15	15	15	15	14.5
Mode	NCB: 40MHz						
802.11ac MCS0/Nss1 VHT40	5270 MHz	5310 MHz	5510 MHz	5550 MHz	5670 MHz	5710 MHz	
	17	15	16	17	17	16	
Mode	NCB: 80MHz						
802.11ac MCS0/Nss1 VHT80	5290 MHz		5530 MHz		5610 MHz		5690 MHz
	12		11.5		17.5		17.5

**Mode 5: EUT 1 + Set 5 Panel Antenna / 6 dBi**

Test Software Version	QCA VER3.0.144.0						
Mode	Test Frequency (MHz)						
	NCB: 20MHz						
	5260 MHz	5300 MHz	5320 MHz	5500 MHz	5580 MHz	5700 MHz	5720 MHz
802.11a	13.5	13.5	13.5	13.5	13.5	13.5	12.5
802.11ac MCS0/Nss1 VHT20	14	14	14	14	14	13.5	13
Mode	NCB: 40MHz						
802.11ac MCS0/Nss1 VHT40	5270 MHz	5310 MHz	5510 MHz	5550 MHz	5670 MHz	5710 MHz	
	16	13.5	16	16	16	14.5	
Mode	NCB: 80MHz						
802.11ac MCS0/Nss1 VHT80	5290 MHz		5530 MHz		5610 MHz		5690 MHz
	12		12		19		18

**Mode 6: EUT 1 + Set 7 Sector Antenna / 11.5 dBi**

Test Software Version	QCA VER3.0.144.0						
Mode	Test Frequency (MHz)						
	NCB: 20MHz						
	5260 MHz	5300 MHz	5320 MHz	5500 MHz	5580 MHz	5700 MHz	5720 MHz
802.11a	11	11	11	11	11	11	10
802.11ac MCS0/Nss1 VHT20	11	11	11	11	11	11	10.5
Mode	NCB: 40MHz						
802.11ac MCS0/Nss1 VHT40	5270 MHz	5310 MHz	5510 MHz	5550 MHz	5670 MHz	5710 MHz	
	13	12	13	13.5	13	12.5	
Mode	NCB: 80MHz						
802.11ac MCS0/Nss1 VHT80	5290 MHz		5530 MHz		5610 MHz		5690 MHz
	9		9		13.5		13.5

**Mode 7: EUT 1 + Set 8 Sector Antenna / 12 dBi**

Test Software Version	QCA VER3.0.144.0						
Mode	Test Frequency (MHz)						
	NCB: 20MHz						
	5260 MHz	5300 MHz	5320 MHz	5500 MHz	5580 MHz	5700 MHz	5720 MHz
802.11a	10.5	10.5	10.5	10.5	10.5	10.5	9.5
802.11ac MCS0/Nss1 VHT20	10.5	10.5	10.5	10.5	10.5	10.5	10
Mode	NCB: 40MHz						
802.11ac MCS0/Nss1 VHT40	5270 MHz	5310 MHz	5510 MHz	5550 MHz	5670 MHz	5710 MHz	
	12.5	12	12.5	13	12.5	12	
Mode	NCB: 80MHz						
802.11ac MCS0/Nss1 VHT80	5290 MHz		5530 MHz		5610 MHz		5690 MHz
	8.5		8.5		13		13

**Mode 8: EUT 1 + Set 9 Sector Antenna / 4 dBi**

Test Software Version	QCA VER3.0.144.0						
Mode	Test Frequency (MHz)						
	NCB: 20MHz						
	5260 MHz	5300 MHz	5320 MHz	5500 MHz	5580 MHz	5700 MHz	5720 MHz
802.11a	18.5	18.5	18.5	18.5	18.5	18.5	17.5
802.11ac MCS0/Nss1 VHT20	18.5	18.5	18.5	19	18.5	17.5	18
Mode	NCB: 40MHz						
802.11ac MCS0/Nss1 VHT40	5270 MHz	5310 MHz	5510 MHz	5550 MHz	5670 MHz	5710 MHz	
	18.5	14.5	15	18.5	18	18.5	
Mode	NCB: 80MHz						
802.11ac MCS0/Nss1 VHT80	5290 MHz		5530 MHz		5610 MHz		5690 MHz
	12.5		11.5		18		18.5



**Mode 9: EUT 1 + Set 10 Panel Antenna / 23 dBi**

Test Software Version	QCA VER3.0.144.0						
Mode	Test Frequency (MHz)						
	NCB: 20MHz						
	5260 MHz	5300 MHz	5320 MHz	5500 MHz	5580 MHz	5700 MHz	5720 MHz
802.11a	0.5	0.5	0.5	0.5	0.5	0.5	3
802.11ac MCS0/Nss1 VHT20	0.5	0.5	0.5	0.5	0.5	0.5	3.5
Mode	NCB: 40MHz						
802.11ac MCS0/Nss1 VHT40	5270 MHz	5310 MHz	5510 MHz	5550 MHz	5670 MHz	5710 MHz	
	3	3	3	3	3	5	
Mode	NCB: 80MHz						
802.11ac MCS0/Nss1 VHT80	5290 MHz		5530 MHz		5610 MHz		5690 MHz
	3.5		3.5		3.5		5.5

**Mode 10: EUT 1 + Set 11 Omni Antenna / 6 dBi**

Test Software Version	QCA VER3.0.144.0						
Mode	Test Frequency (MHz)						
	NCB: 20MHz						
	5260 MHz	5300 MHz	5320 MHz	5500 MHz	5580 MHz	5700 MHz	5720 MHz
802.11a	13.5	13.5	13.5	13.5	13.5	13.5	12.5
802.11ac MCS0/Nss1 VHT20	14	14	14	14	14	13.5	13
Mode	NCB: 40MHz						
802.11ac MCS0/Nss1 VHT40	5270 MHz	5310 MHz	5510 MHz	5550 MHz	5670 MHz	5710 MHz	
	16	15.5	16	16	16	14.5	
Mode	NCB: 80MHz						
802.11ac MCS0/Nss1 VHT80	5290 MHz		5530 MHz		5610 MHz		5690 MHz
	12		12		18.5		18

Mode 11: EUT 2 + Set 12 PIFA Antenna / Chain1:5.96 dBi, Chain2:5.97 dBi, Chain3:6.25 dBi, Chain4:6.08 dBi

Test Software Version	QCA VER3.0.144.0						
Mode	Test Frequency (MHz)						
	NCB: 20MHz						
	5260 MHz	5300 MHz	5320 MHz	5500 MHz	5580 MHz	5700 MHz	5720 MHz
802.11a	11.5	11.5	11.5	11.5	11.5	11.5	12
802.11ac MCS0/Nss1 VHT20	11.5	11.5	11.5	12	12	12	12
Mode	NCB: 40MHz						
802.11ac MCS0/Nss1 VHT40	5270 MHz	5310 MHz	5510 MHz	5550 MHz	5670 MHz	5710 MHz	
	14	13	12.5	14	14	14	
Mode	NCB: 80MHz						
802.11ac MCS0/Nss1 VHT80	5290 MHz		5530 MHz		5610 MHz		5690 MHz
	11.5		10		17.5		17.5

### 3.10. EUT Operation during Test

The EUT was programmed to be in continuously transmitting mode.

### 3.11. Duty Cycle

#### Mode 1 ~ Mode 10

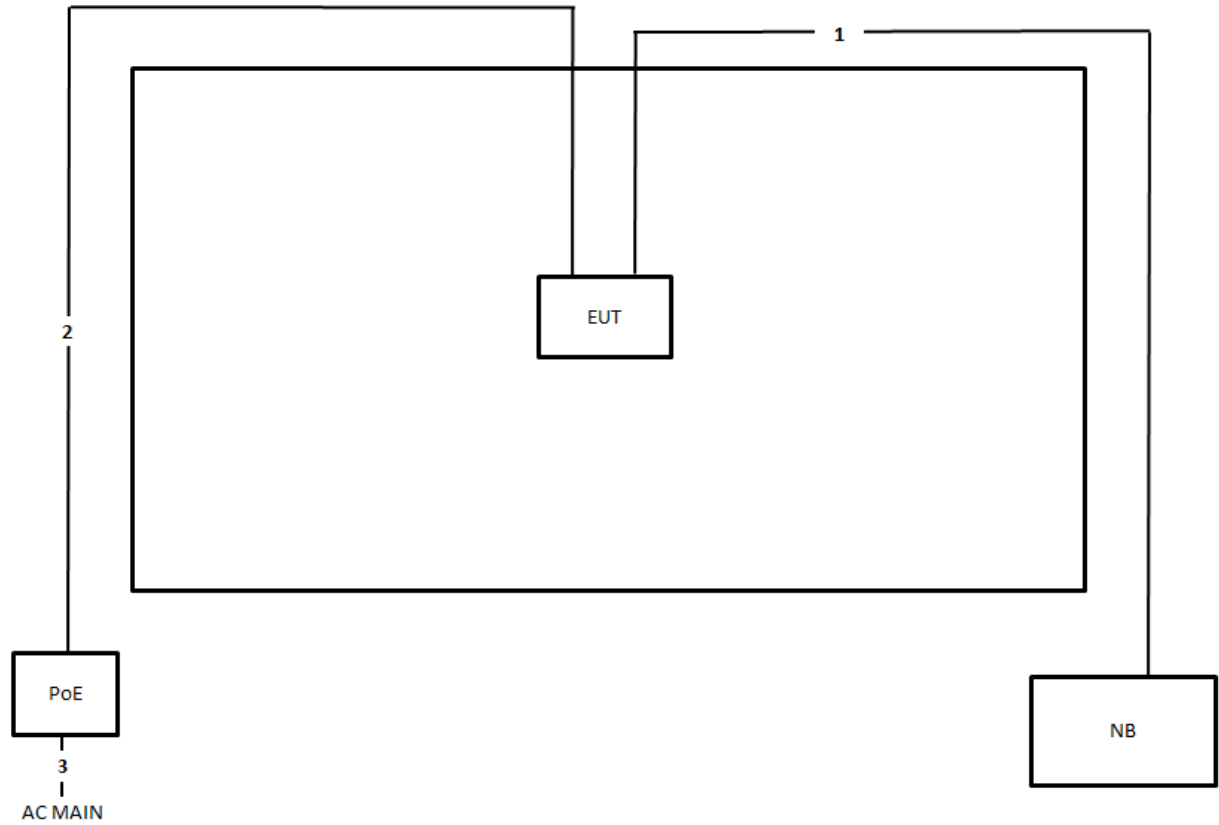
Mode	On Time (ms)	On+Off Time (ms)	Duty Cycle (%)	Duty Factor (dB)	1/T Minimum VBW (kHz)
802.11a	2.060	2.120	97.17	0.12	0.49
802.11ac MCS0/Nss1 VHT20	5.000	5.064	98.73	0.06	0.01
802.11ac MCS0/Nss1 VHT40	2.440	2.500	97.60	0.11	0.41
802.11ac MCS0/Nss1 VHT80	1.140	1.210	94.21	0.26	0.88

#### Mode 11

Mode	On Time (ms)	On+Off Time (ms)	Duty Cycle (%)	Duty Factor (dB)	1/T Minimum VBW (kHz)
802.11a	2.051	2.123	96.60	0.15	0.49
802.11ac MCS0/Nss1 VHT20	5.016	5.088	98.58	0.06	0.01
802.11ac MCS0/Nss1 VHT40	2.392	2.493	95.95	0.18	0.42
802.11ac MCS0/Nss1 VHT80	1.145	1.211	94.51	0.25	0.87

### 3.12. Test Configurations

#### 3.12.1. Radiation Emissions Test Configuration



Item	Connection	Shielded	Length(m)
1	RJ-45 cable	No	10m
2	RJ-45 cable	No	10m
3	Power cable	No	4.6m

## 4. TEST RESULT

### 4.1. 26dB Bandwidth and 99% Occupied Bandwidth Measurement

#### 4.1.1. Limit

No restriction limits.

#### 4.1.2. Measuring Instruments and Setting

Please refer to section 5 of equipments list in this report. The following table is the setting of the spectrum analyzer.

26dB Bandwidth	
Spectrum Parameters	Setting
Attenuation	Auto
Span Frequency	> 26dB Bandwidth
RBW	Approximately 1% of the emission bandwidth
VBW	VBW > RBW
Detector	Peak
Trace	Max Hold
Sweep Time	Auto
99% Occupied Bandwidth	
Spectrum Parameters	Setting
Span	1.5 times to 5.0 times the OBW
RBW	1 % to 5 % of the OBW
VBW	$\geq 3 \times$ RBW
Detector	Peak
Trace	Max Hold

#### 4.1.3. Test Procedures

For Radiated 26dB Bandwidth and 99% Occupied Bandwidth Measurement:

1. The transmitter was radiated to the spectrum analyzer in peak hold mode.
2. Measure the maximum width of the emission that is 26 dB down from the peak of the emission. Compare this with the RBW setting of the analyzer. Readjust RBW and repeat measurement as needed until the RBW/EBW ratio is approximately 1%.

#### 4.1.4. Test Setup Layout

For Radiated 26dB Bandwidth and 99% Occupied Bandwidth Measurement:

This test setup layout is the same as that shown in section 4.5.4.

#### 4.1.5. Test Deviation

There is no deviation with the original standard.

#### 4.1.6. EUT Operation during Test

The EUT was programmed to be in continuously transmitting mode.

## 4.1.7. Test Result of 26dB Bandwidth and 99% Occupied Bandwidth

<b>Temperature</b>	25°C	<b>Humidity</b>	45%
<b>Test Engineer</b>	Roki Liu		
<b>Test Mode</b>	Mode 1: EUT 1 + Set 1 Sector Antenna / 6.5 dBi		

Mode	Frequency	26dB Bandwidth (MHz)	99% Occupied Bandwidth (MHz)
802.11a	5260 MHz	20.17	16.67
	5300 MHz	19.74	16.58
	5320 MHz	18.96	16.58
	5500 MHz	17.39	15.28
	5580 MHz	17.22	13.29
	5700 MHz	17.22	14.67
802.11ac MCS0/Nss1 VHT20	5260 MHz	20.70	17.89
	5300 MHz	20.43	17.80
	5320 MHz	21.39	17.97
	5500 MHz	18.78	17.37
	5580 MHz	18.78	15.37
	5700 MHz	18.52	17.11
802.11ac MCS0/Nss1 VHT40	5270 MHz	39.13	35.60
	5310 MHz	39.86	36.03
	5510 MHz	39.86	36.76
	5550 MHz	39.71	36.76
	5670 MHz	39.28	35.31
802.11ac MCS0/Nss1 VHT80	5290 MHz	83.48	74.38
	5530 MHz	83.77	76.41
	5610 MHz	84.06	75.54

**Straddle Channel**

Mode	Frequency	26dB BW (MHz)	99% OBW (MHz)	26dB BW F1 (MHz)	99% OBW T1 (MHz)	UNII 2C 26dB BW (MHz)	UNII 3 26dB BW (MHz)	UNII 2C 99% BW (MHz)	UNII 3 99% BW (MHz)
802.11a	5720 MHz	18.43	16.32	5710.43	5711.66	14.57	3.87	13.34	2.99
802.11ac MCS0/Nss1 VHT20	5720 MHz	18.96	17.02	5710.09	5711.06	14.91	4.04	13.94	3.08
802.11ac MCS0/Nss1 VHT40	5710 MHz	37.97	34.01	5690.15	5691.91	34.85	3.12	33.09	0.92
802.11ac MCS0/Nss1 VHT80	5690 MHz	84.93	76.12	5647.68	5651.51	77.32	7.61	73.49	2.63



<b>Temperature</b>	25°C	<b>Humidity</b>	45%
<b>Test Engineer</b>	Roki Liu		
<b>Test Mode</b>	Mode 2: EUT 1 + Set 2 Sector Antenna / 4.5 dBi		

Mode	Frequency	26dB Bandwidth (MHz)	99% Occupied Bandwidth (MHz)
802.11a	5260 MHz	20.35	16.67
	5300 MHz	19.13	16.58
	5320 MHz	19.48	16.67
	5500 MHz	17.57	15.98
	5580 MHz	17.39	13.37
	5700 MHz	17.22	13.89
802.11ac MCS0/Nss1 VHT20	5260 MHz	20.43	17.89
	5300 MHz	20.43	17.89
	5320 MHz	20.70	17.89
	5500 MHz	18.78	17.45
	5580 MHz	18.70	15.20
	5700 MHz	18.61	17.19
802.11ac MCS0/Nss1 VHT40	5270 MHz	39.42	35.60
	5310 MHz	39.57	36.03
	5510 MHz	39.86	36.76
	5550 MHz	39.71	36.76
	5670 MHz	38.99	35.75
802.11ac MCS0/Nss1 VHT80	5290 MHz	83.48	74.67
	5530 MHz	83.48	76.41
	5610 MHz	84.06	75.83



**Straddle Channel**

Mode	Frequency	26dB BW (MHz)	99% OBW (MHz)	26dB BW F1 (MHz)	99% OBW T1 (MHz)	UNII 2C 26dB BW (MHz)	UNII 3 26dB BW (MHz)	UNII 2C 99% BW (MHz)	UNII 3 99% BW (MHz)
802.11a	5720 MHz	18.43	16.32	5710.35	5711.66	14.65	3.78	13.34	2.99
802.11ac MCS0/Nss1 VHT20	5720 MHz	18.96	17.02	5710.00	5711.06	15.00	3.96	13.94	3.08
802.11ac MCS0/Nss1 VHT40	5710 MHz	38.84	32.56	5689.86	5691.48	35.15	3.70	33.52	0.00
802.11ac MCS0/Nss1 VHT80	5690 MHz	83.77	71.78	5648.26	5651.22	76.74	7.03	73.78	0.00



<b>Temperature</b>	25°C	<b>Humidity</b>	45%
<b>Test Engineer</b>	Roki Liu		
<b>Test Mode</b>	Mode 3: EUT 1 + Set 3 Sector Antenna / 5.5 dBi		

Mode	Frequency	26dB Bandwidth (MHz)	99% Occupied Bandwidth (MHz)
802.11a	5260 MHz	20.35	16.67
	5300 MHz	19.74	16.58
	5320 MHz	18.96	16.58
	5500 MHz	17.48	15.89
	5580 MHz	17.22	13.37
	5700 MHz	17.22	15.11
802.11ac MCS0/Nss1 VHT20	5260 MHz	20.26	17.88
	5300 MHz	20.17	17.80
	5320 MHz	20.17	17.89
	5500 MHz	18.78	17.54
	5580 MHz	18.70	15.28
	5700 MHz	18.70	17.19
802.11ac MCS0/Nss1 VHT40	5270 MHz	39.42	35.60
	5310 MHz	39.71	36.03
	5510 MHz	39.86	36.76
	5550 MHz	39.71	36.76
	5670 MHz	39.42	35.60
802.11ac MCS0/Nss1 VHT80	5290 MHz	83.19	74.10
	5530 MHz	83.77	76.41
	5610 MHz	84.06	75.83

**Straddle Channel**

Mode	Frequency	26dB BW (MHz)	99% OBW (MHz)	26dB BW F1 (MHz)	99% OBW T1 (MHz)	UNII 2C 26dB BW (MHz)	UNII 3 26dB BW (MHz)	UNII 2C 99% BW (MHz)	UNII 3 99% BW (MHz)
802.11a	5720 MHz	17.83	16.24	5711.04	5711.84	13.96	3.87	13.16	3.08
802.11ac MCS0/Nss1 VHT20	5720 MHz	18.78	17.36	5710.52	5711.23	14.48	4.30	13.77	3.59
802.11ac MCS0/Nss1 VHT40	5710 MHz	38.84	32.56	5689.85	5691.47	35.15	3.69	33.53	0.00
802.11ac MCS0/Nss1 VHT80	5690 MHz	83.77	71.78	5648.26	5651.21	76.74	7.03	73.79	0.00

<b>Temperature</b>	25°C	<b>Humidity</b>	45%
<b>Test Engineer</b>	Roki Liu		
<b>Test Mode</b>	Mode 4: EUT 1 + Set 4 Sector Antenna / 7.5 dBi		

Mode	Frequency	26dB Bandwidth (MHz)	99% Occupied Bandwidth (MHz)
802.11a	5260 MHz	19.91	16.67
	5300 MHz	19.74	16.58
	5320 MHz	20.17	16.58
	5500 MHz	17.30	15.54
	5580 MHz	17.30	13.29
	5700 MHz	17.22	13.72
802.11ac MCS0/Nss1 VHT20	5260 MHz	20.35	17.89
	5300 MHz	20.26	17.89
	5320 MHz	20.35	17.80
	5500 MHz	18.78	17.28
	5580 MHz	18.70	15.28
	5700 MHz	18.52	16.93
802.11ac MCS0/Nss1 VHT40	5270 MHz	39.42	35.60
	5310 MHz	39.86	36.03
	5510 MHz	39.71	36.76
	5550 MHz	39.57	35.89
	5670 MHz	39.13	35.31
802.11ac MCS0/Nss1 VHT80	5290 MHz	83.19	74.10
	5530 MHz	83.77	76.41
	5610 MHz	83.77	75.54

**Straddle Channel**

Mode	Frequency	26dB BW (MHz)	99% OBW (MHz)	26dB BW F1 (MHz)	99% OBW T1 (MHz)	UNII 2C 26dB BW (MHz)	UNII 3 26dB BW (MHz)	UNII 2C 99% BW (MHz)	UNII 3 99% BW (MHz)
802.11a	5720 MHz	18.09	16.06	5710.70	5711.84	14.30	3.78	13.16	2.90
802.11ac MCS0/Nss1 VHT20	5720 MHz	18.87	16.93	5710.35	5711.23	14.65	4.22	13.77	3.16
802.11ac MCS0/Nss1 VHT40	5710 MHz	39.42	36.03	5690.00	5691.62	35.00	4.42	33.38	2.66
802.11ac MCS0/Nss1 VHT80	5690 MHz	84.06	75.83	5648.26	5651.51	76.74	7.32	73.49	2.34



<b>Temperature</b>	25°C	<b>Humidity</b>	45%
<b>Test Engineer</b>	Roki Liu		
<b>Test Mode</b>	Mode 5: EUT 1 + Set 5 Panel Antenna / 6 dBi		

Mode	Frequency	26dB Bandwidth (MHz)	99% Occupied Bandwidth (MHz)
802.11a	5260 MHz	20.00	16.67
	5300 MHz	19.74	16.58
	5320 MHz	19.74	16.58
	5500 MHz	17.39	15.37
	5580 MHz	17.22	13.98
	5700 MHz	17.13	14.33
802.11ac MCS0/Nss1 VHT20	5260 MHz	20.26	17.89
	5300 MHz	20.43	17.80
	5320 MHz	20.35	17.80
	5500 MHz	19.04	17.37
	5580 MHz	18.52	15.02
	5700 MHz	18.52	17.02
802.11ac MCS0/Nss1 VHT40	5270 MHz	39.42	35.60
	5310 MHz	39.28	35.89
	5510 MHz	36.76	39.71
	5550 MHz	36.61	39.71
	5670 MHz	38.99	35.75
802.11ac MCS0/Nss1 VHT80	5290 MHz	83.19	74.10
	5530 MHz	84.06	76.70
	5610 MHz	84.06	75.83

**Straddle Channel**

Mode	Frequency	26dB BW (MHz)	99% OBW (MHz)	26dB BW F1 (MHz)	99% OBW T1 (MHz)	UNII 2C 26dB BW (MHz)	UNII 3 26dB BW (MHz)	UNII 2C 99% BW (MHz)	UNII 3 99% BW (MHz)
802.11a	5720 MHz	18.09	16.06	5710.78	5711.84	14.22	3.87	13.16	2.90
802.11ac MCS0/Nss1 VHT20	5720 MHz	18.96	17.02	5710.35	5711.23	14.65	4.30	13.77	3.25
802.11ac MCS0/Nss1 VHT40	5710 MHz	39.57	35.89	5690.00	5691.62	35.00	4.57	33.38	2.51
802.11ac MCS0/Nss1 VHT80	5690 MHz	84.93	76.12	5647.68	5651.51	77.32	7.61	73.49	2.63



<b>Temperature</b>	25°C	<b>Humidity</b>	45%
<b>Test Engineer</b>	Roki Liu		
<b>Test Mode</b>	Mode 6: EUT 1 + Set 7 Sector Antenna / 11.5 dBi		

Mode	Frequency	26dB Bandwidth (MHz)	99% Occupied Bandwidth (MHz)
802.11a	5260 MHz	19.04	16.67
	5300 MHz	18.61	16.58
	5320 MHz	18.87	16.58
	5500 MHz	17.39	15.46
	5580 MHz	16.35	13.81
	5700 MHz	17.13	13.63
802.11ac MCS0/Nss1 VHT20	5260 MHz	20.35	17.89
	5300 MHz	20.43	17.80
	5320 MHz	20.17	17.80
	5500 MHz	18.78	17.37
	5580 MHz	18.43	15.02
	5700 MHz	18.61	16.85
802.11ac MCS0/Nss1 VHT40	5270 MHz	38.99	35.02
	5310 MHz	38.99	35.60
	5510 MHz	39.71	36.76
	5550 MHz	39.71	36.76
	5670 MHz	38.55	33.57
802.11ac MCS0/Nss1 VHT80	5290 MHz	83.77	73.81
	5530 MHz	83.48	76.70
	5610 MHz	83.77	74.96



**Straddle Channel**

Mode	Frequency	26dB BW (MHz)	99% OBW (MHz)	26dB BW F1 (MHz)	99% OBW T1 (MHz)	UNII 2C 26dB BW (MHz)	UNII 3 26dB BW (MHz)	UNII 2C 99% BW (MHz)	UNII 3 99% BW (MHz)
802.11a	5720 MHz	18.09	16.06	5710.78	5711.84	14.22	3.87	13.16	2.90
802.11ac MCS0/Nss1 VHT20	5720 MHz	18.87	16.93	5710.35	5711.23	14.65	4.22	13.77	3.16
802.11ac MCS0/Nss1 VHT40	5710 MHz	39.57	35.89	5689.86	5691.62	35.15	4.42	33.38	2.51
802.11ac MCS0/Nss1 VHT80	5690 MHz	83.77	75.54	5648.26	5651.51	76.74	7.03	73.49	2.05

<b>Temperature</b>	25°C	<b>Humidity</b>	45%
<b>Test Engineer</b>	Roki Liu		
<b>Test Mode</b>	Mode 7: EUT 1 + Set 8 Sector Antenna / 12 dBi		

Mode	Frequency	26dB Bandwidth (MHz)	99% Occupied Bandwidth (MHz)
802.11a	5260 MHz	19.04	16.67
	5300 MHz	18.96	16.58
	5320 MHz	19.04	16.58
	5500 MHz	17.48	15.37
	5580 MHz	16.43	13.89
	5700 MHz	17.04	13.11
802.11ac MCS0/Nss1 VHT20	5260 MHz	20.26	17.89
	5300 MHz	20.26	17.80
	5320 MHz	20.26	17.80
	5500 MHz	18.87	17.37
	5580 MHz	18.35	15.02
	5700 MHz	18.52	16.67
802.11ac MCS0/Nss1 VHT40	5270 MHz	38.99	35.02
	5310 MHz	38.99	35.60
	5510 MHz	39.86	36.61
	5550 MHz	39.42	36.61
	5670 MHz	38.84	33.43
802.11ac MCS0/Nss1 VHT80	5290 MHz	83.48	73.81
	5530 MHz	83.77	76.41
	5610 MHz	83.19	74.96

**Straddle Channel**

Mode	Frequency	26dB BW (MHz)	99% OBW (MHz)	26dB BW F1 (MHz)	99% OBW T1 (MHz)	UNII 2C 26dB BW (MHz)	UNII 3 26dB BW (MHz)	UNII 2C 99% BW (MHz)	UNII 3 99% BW (MHz)
802.11a	5720 MHz	18.09	15.98	5710.78	5711.84	14.22	3.87	13.16	2.81
802.11ac MCS0/Nss1 VHT20	5720 MHz	18.87	16.93	5710.35	5711.23	14.65	4.22	13.77	3.16
802.11ac MCS0/Nss1 VHT40	5710 MHz	39.42	35.89	5690.00	5691.62	35.00	4.42	33.38	2.51
802.11ac MCS0/Nss1 VHT80	5690 MHz	84.35	75.54	5648.26	5651.51	76.74	7.61	73.49	2.05



<b>Temperature</b>	25°C	<b>Humidity</b>	45%
<b>Test Engineer</b>	Roki Liu		
<b>Test Mode</b>	Mode 8: EUT 1 + Set 9 Sector Antenna / 4 dBi		

Mode	Frequency	26dB Bandwidth (MHz)	99% Occupied Bandwidth (MHz)
802.11a	5260 MHz	20.00	16.67
	5300 MHz	20.09	16.67
	5320 MHz	19.57	16.67
	5500 MHz	17.48	16.06
	5580 MHz	17.22	13.63
	5700 MHz	17.22	14.15
802.11ac MCS0/Nss1 VHT20	5260 MHz	20.87	17.89
	5300 MHz	20.61	17.89
	5320 MHz	20.61	17.89
	5500 MHz	18.96	17.45
	5580 MHz	18.87	15.46
	5700 MHz	18.61	17.19
802.11ac MCS0/Nss1 VHT40	5270 MHz	39.42	35.60
	5310 MHz	39.71	36.03
	5510 MHz	39.86	36.76
	5550 MHz	39.71	36.76
	5670 MHz	38.99	35.75
802.11ac MCS0/Nss1 VHT80	5290 MHz	83.48	74.38
	5530 MHz	83.77	76.41
	5610 MHz	83.77	75.83

**Straddle Channel**

Mode	Frequency	26dB BW (MHz)	99% OBW (MHz)	26dB BW F1 (MHz)	99% OBW T1 (MHz)	UNII 2C 26dB BW (MHz)	UNII 3 26dB BW (MHz)	UNII 2C 99% BW (MHz)	UNII 3 99% BW (MHz)
802.11a	5720 MHz	18.00	15.98	5710.78	5711.84	14.22	3.78	13.16	2.81
802.11ac MCS0/Nss1 VHT20	5720 MHz	18.87	16.93	5710.35	5711.23	14.65	4.22	13.77	3.16
802.11ac MCS0/Nss1 VHT40	5710 MHz	38.84	32.56	5689.85	5691.47	35.15	3.69	33.53	0.00
802.11ac MCS0/Nss1 VHT80	5690 MHz	83.77	71.78	5648.26	5651.21	76.74	7.03	73.79	0.00



<b>Temperature</b>	25°C	<b>Humidity</b>	45%
<b>Test Engineer</b>	Roki Liu		
<b>Test Mode</b>	Mode 9: EUT 1 + Set 10 Panel Antenna / 23 dBi		

Mode	Frequency	26dB Bandwidth (MHz)	99% Occupied Bandwidth (MHz)
802.11a	5260 MHz	18.70	16.67
	5300 MHz	20.52	16.76
	5320 MHz	20.52	16.85
	5500 MHz	18.96	16.32
	5580 MHz	18.09	16.32
	5700 MHz	17.30	15.11
802.11ac MCS0/Nss1 VHT20	5260 MHz	20.17	17.89
	5300 MHz	20.70	17.97
	5320 MHz	20.78	18.06
	5500 MHz	19.91	17.80
	5580 MHz	19.57	17.63
	5700 MHz	18.87	17.37
802.11ac MCS0/Nss1 VHT40	5270 MHz	38.55	34.88
	5310 MHz	38.55	32.42
	5510 MHz	39.71	36.32
	5550 MHz	39.86	36.32
	5670 MHz	38.70	32.56
802.11ac MCS0/Nss1 VHT80	5290 MHz	82.32	71.20
	5530 MHz	83.77	76.41
	5610 MHz	84.06	76.12



**Straddle Channel**

Mode	Frequency	26dB BW (MHz)	99% OBW (MHz)	26dB BW F1 (MHz)	99% OBW T1 (MHz)	UNII 2C 26dB BW (MHz)	UNII 3 26dB BW (MHz)	UNII 2C 99% BW (MHz)	UNII 3 99% BW (MHz)
802.11a	5720 MHz	17.30	15.02	5711.21	5711.92	13.79	3.51	13.08	1.94
802.11ac MCS0/Nss1 VHT20	5720 MHz	18.86	17.19	5710.43	5711.23	14.57	4.29	13.77	3.42
802.11ac MCS0/Nss1 VHT40	5710 MHz	38.11	32.12	5690.14	5691.62	34.86	3.25	33.38	0.00
802.11ac MCS0/Nss1 VHT80	5690 MHz	83.76	72.07	5648.55	5651.51	76.45	7.31	73.49	0.00

<b>Temperature</b>	25°C	<b>Humidity</b>	45%
<b>Test Engineer</b>	Roki Liu		
<b>Test Mode</b>	Mode 10: EUT 1 + Set 11 Omni Antenna / 6 dBi		

Mode	Frequency	26dB Bandwidth (MHz)	99% Occupied Bandwidth (MHz)
802.11a	5260 MHz	20.00	16.67
	5300 MHz	19.74	16.58
	5320 MHz	19.74	16.58
	5500 MHz	17.39	15.37
	5580 MHz	17.22	13.98
	5700 MHz	17.13	14.33
802.11ac MCS0/Nss1 VHT20	5260 MHz	20.26	17.89
	5300 MHz	20.43	17.80
	5320 MHz	20.35	17.80
	5500 MHz	19.04	17.37
	5580 MHz	18.52	15.03
	5700 MHz	18.52	17.02
802.11ac MCS0/Nss1 VHT40	5270 MHz	39.42	35.60
	5310 MHz	40.00	36.18
	5510 MHz	39.71	36.76
	5550 MHz	39.71	36.61
	5670 MHz	38.99	35.75
802.11ac MCS0/Nss1 VHT80	5290 MHz	83.19	74.10
	5530 MHz	84.06	76.70
	5610 MHz	83.77	76.12



**Straddle Channel**

Mode	Frequency	26dB BW (MHz)	99% OBW (MHz)	26dB BW F1 (MHz)	99% OBW T1 (MHz)	UNII 2C 26dB BW (MHz)	UNII 3 26dB BW (MHz)	UNII 2C 99% BW (MHz)	UNII 3 99% BW (MHz)
802.11a	5720 MHz	18.09	16.06	5710.78	5711.84	14.22	3.87	13.16	2.90
802.11ac MCS0/Nss1 VHT20	5720 MHz	18.96	17.02	5710.35	5711.23	14.65	4.30	13.77	3.25
802.11ac MCS0/Nss1 VHT40	5710 MHz	39.57	35.89	5690.00	5691.62	35.00	4.57	33.38	2.51
802.11ac MCS0/Nss1 VHT80	5690 MHz	84.93	76.12	5648.68	5651.51	76.32	8.61	73.49	2.63

<b>Temperature</b>	25°C	<b>Humidity</b>	45%
<b>Test Engineer</b>	Roki Liu		
<b>Test Mode</b>	Mode 11: EUT 2 + Set 12 PIFA Antenna / Chain1:5.96 dBi, Chain2:5.97 dBi, Chain3:6.25 dBi, Chain4:6.08 dBi		

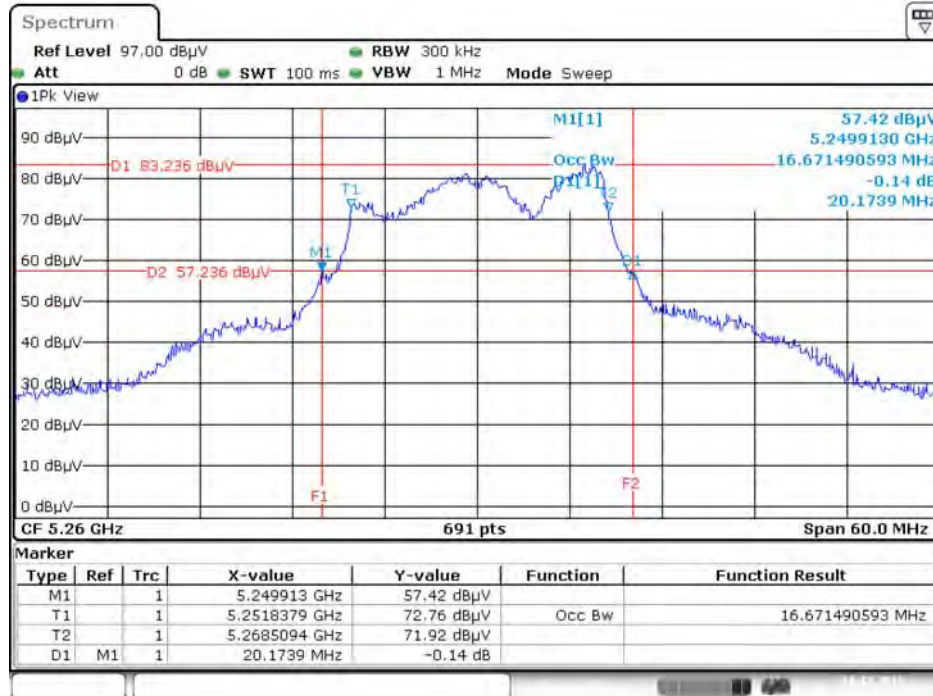
Mode	Frequency	26dB Bandwidth (MHz)	99% Occupied Bandwidth (MHz)
802.11a	5260 MHz	17.91	16.06
	5300 MHz	18.00	15.98
	5320 MHz	17.91	16.15
	5500 MHz	17.83	16.06
	5580 MHz	17.65	15.98
	5700 MHz	17.48	15.80
802.11ac MCS0/Nss1 VHT20	5260 MHz	18.70	16.93
	5300 MHz	18.70	16.93
	5320 MHz	18.70	17.02
	5500 MHz	18.61	17.02
	5580 MHz	17.74	15.98
	5700 MHz	18.43	16.58
802.11ac MCS0/Nss1 VHT40	5270 MHz	40.00	36.61
	5310 MHz	39.71	36.61
	5510 MHz	40.00	36.76
	5550 MHz	39.71	36.61
	5670 MHz	39.42	36.47
802.11ac MCS0/Nss1 VHT80	5290 MHz	83.48	76.12
	5530 MHz	83.77	76.41
	5610 MHz	84.93	76.99

**Straddle Channel**

Mode	Frequency	26dB BW (MHz)	99% OBW (MHz)	26dB BW F1 (MHz)	99% OBW T1 (MHz)	UNII 2C 26dB BW (MHz)	UNII 3 26dB BW (MHz)	UNII 2C 99% BW (MHz)	UNII 3 99% BW (MHz)
802.11a	5720 MHz	17.57	15.97	5711.04	5711.84	13.96	3.61	13.16	2.81
802.11ac MCS0/Nss1 VHT20	5720 MHz	18.43	16.76	5710.61	5711.32	14.39	4.04	13.68	3.08
802.11ac MCS0/Nss1 VHT40	5710 MHz	39.57	36.61	5690.29	5691.91	34.71	4.85	33.09	3.52
802.11ac MCS0/Nss1 VHT80	5690 MHz	83.77	76.41	5647.68	5652.08	77.32	6.45	72.92	3.49

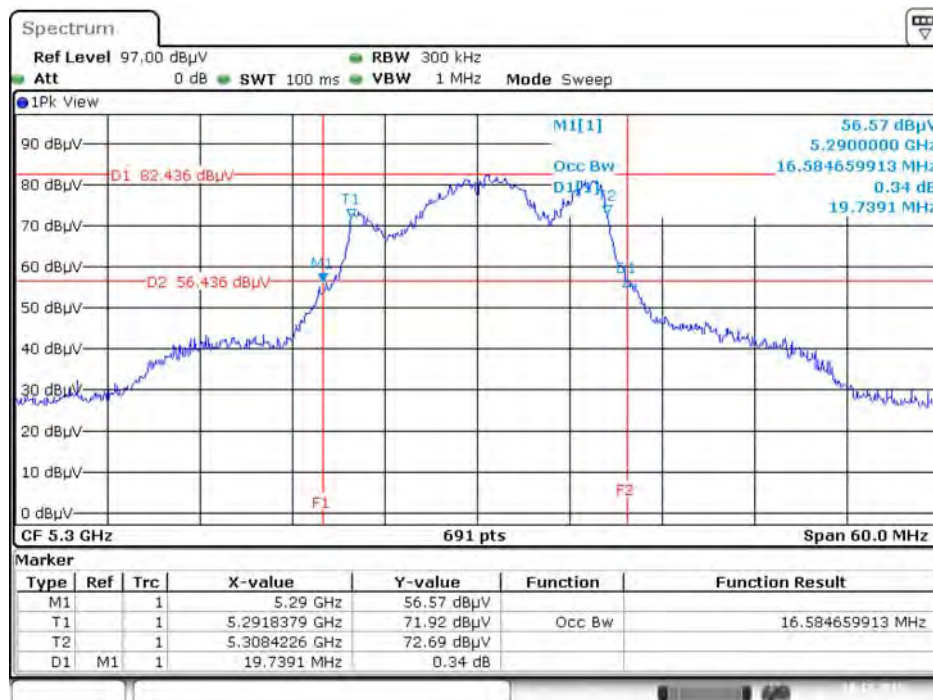
**Mode 1: EUT 1 + Set 1 Sector Antenna / 6.5 dBi**

**26dB Bandwidth and 99% Occupied Bandwidth Plot on Configuration IEEE 802.11a / Chain 1 + Chain 2 + Chain 3 + Chain 4 / 5260 MHz**



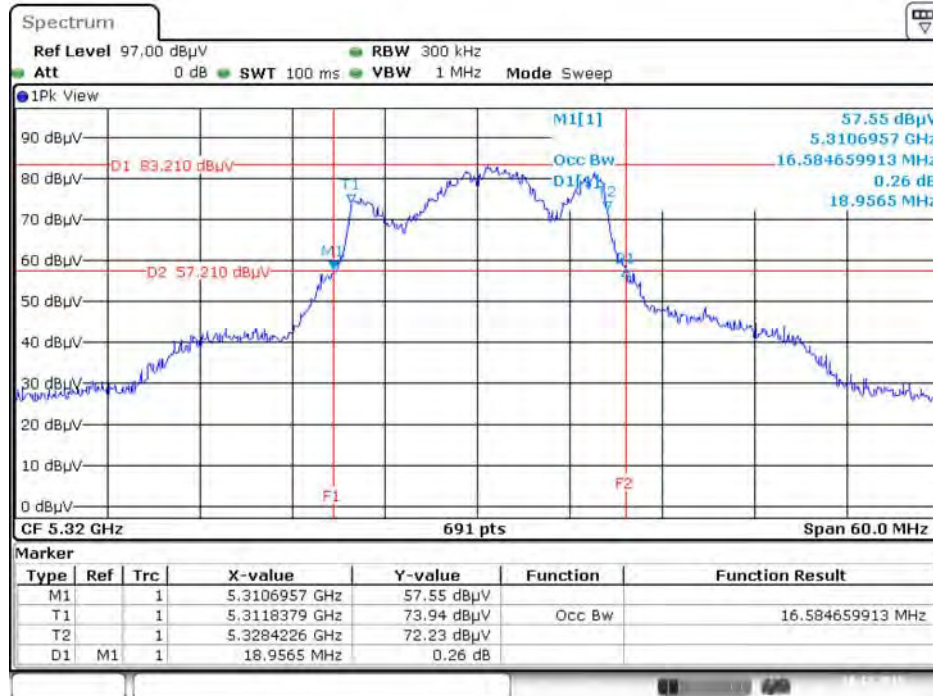
Date: 10.DEC.2015 20:22:39

**26dB Bandwidth and 99% Occupied Bandwidth Plot on Configuration IEEE 802.11a / Chain 1 + Chain 2 + Chain 3 + Chain 4 / 5300 MHz**



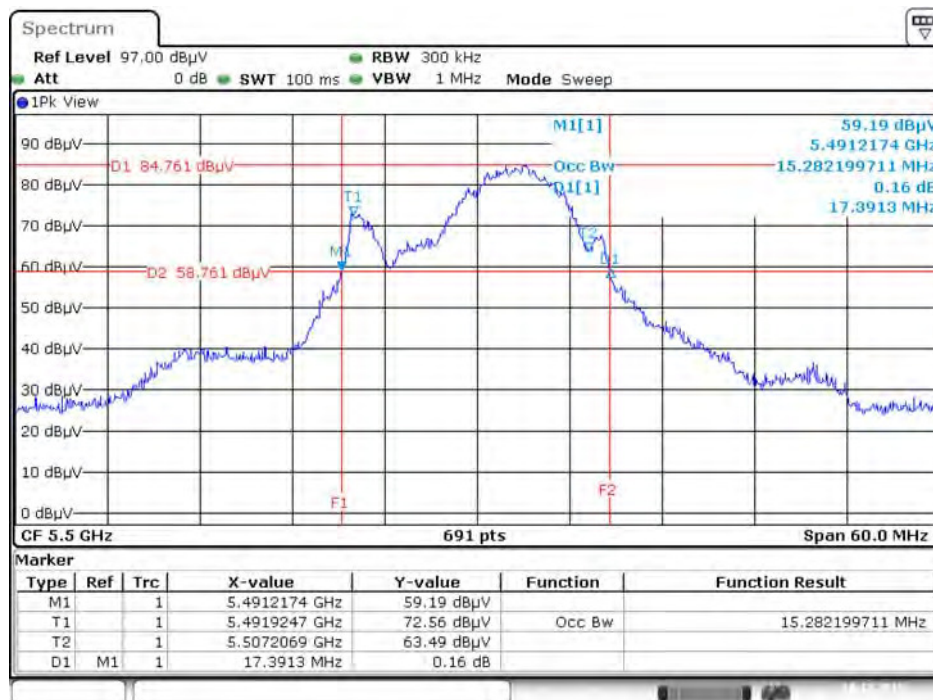
Date: 10.DEC.2015 20:25:55

**26dB Bandwidth and 99% Occupied Bandwidth Plot on Configuration IEEE 802.11a / Chain 1 + Chain 2 + Chain 3 + Chain 4 / 5320 MHz**



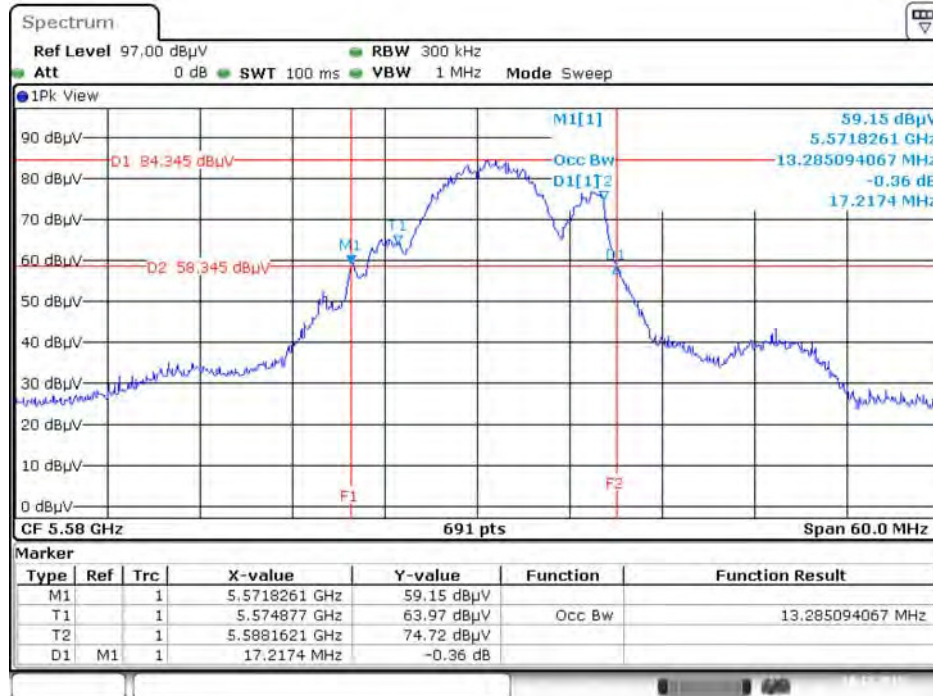
Date: 10.DEC.2015 20:33:38

**26dB Bandwidth and 99% Occupied Bandwidth Plot on Configuration IEEE 802.11a / Chain 1 + Chain 2 + Chain 3 + Chain 4 / 5500 MHz**



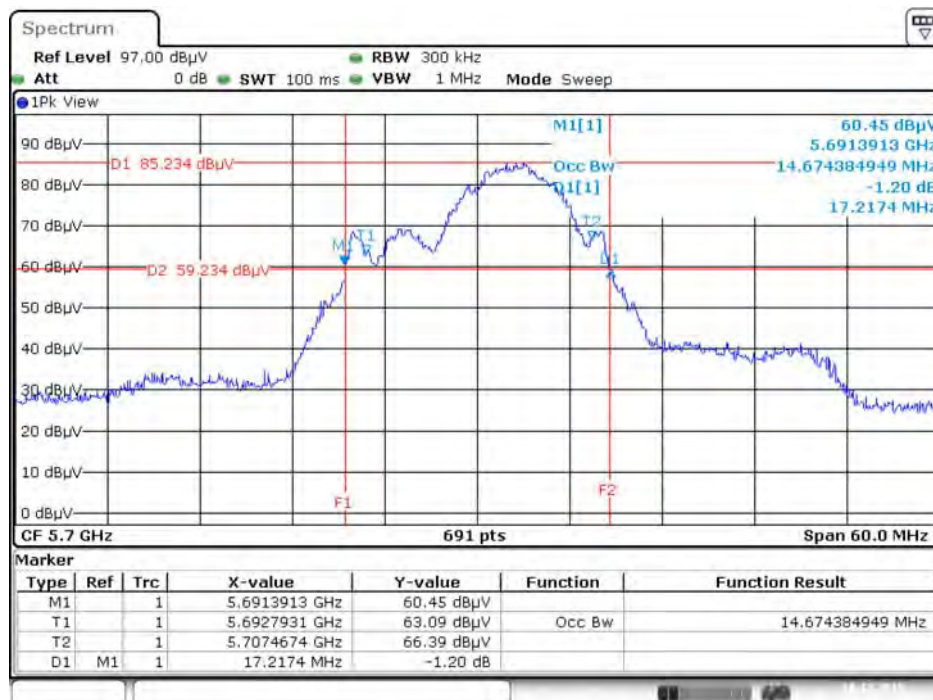
Date: 10.DEC.2015 20:37:12

**26dB Bandwidth and 99% Occupied Bandwidth Plot on Configuration IEEE 802.11a / Chain 1 + Chain 2 + Chain 3 + Chain 4 / 5580 MHz**



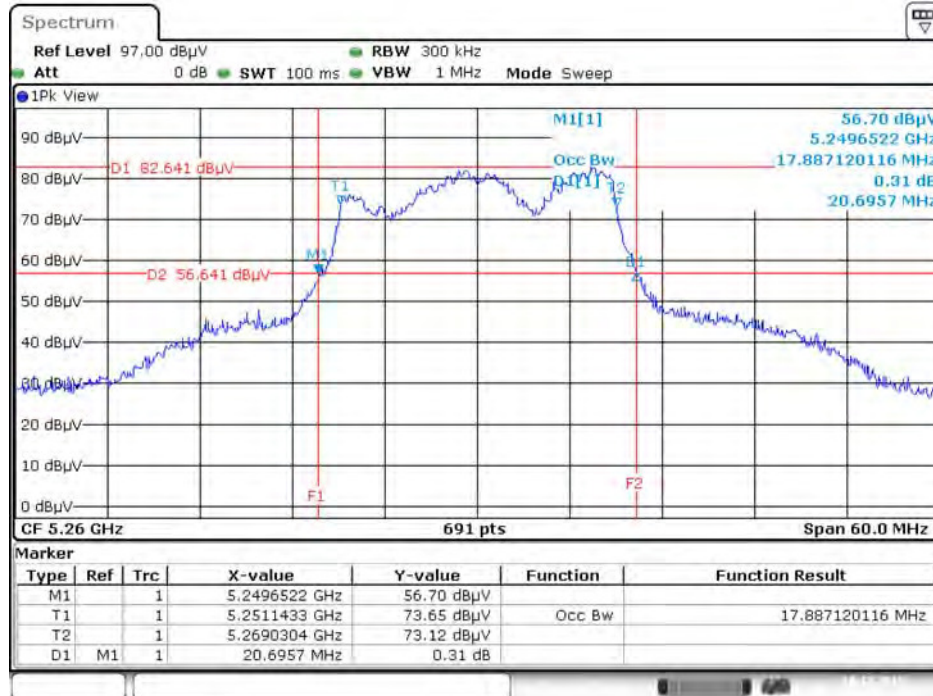
Date: 10.DEC.2015 20:54:35

**26dB Bandwidth and 99% Occupied Bandwidth Plot on Configuration IEEE 802.11a / Chain 1 + Chain 2 + Chain 3 + Chain 4 / 5700 MHz**



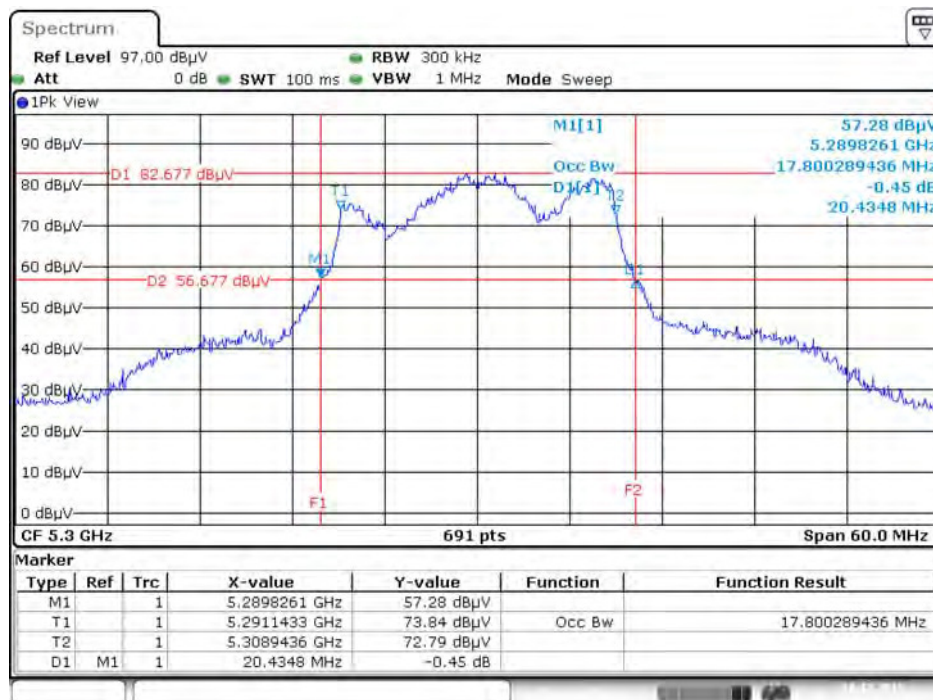
Date: 10.DEC.2015 20:57:51

26dB Bandwidth and 99% Occupied Bandwidth Plot on Configuration IEEE 802.11ac MCS0/Nss1 VHT20 / Chain 1 + Chain 2 + Chain 3 + Chain 4 / 5260 MHz



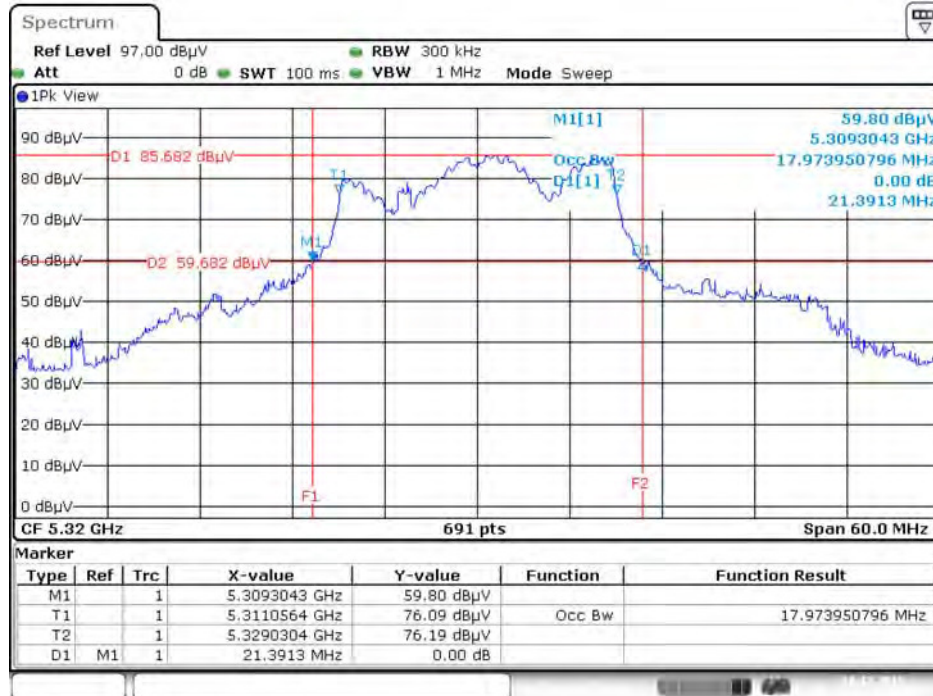
Date: 10.DEC.2015 21:18:41

26dB Bandwidth and 99% Occupied Bandwidth Plot on Configuration IEEE 802.11ac MCS0/Nss1 VHT20 / Chain 1 + Chain 2 + Chain 3 + Chain 4 / 5300 MHz



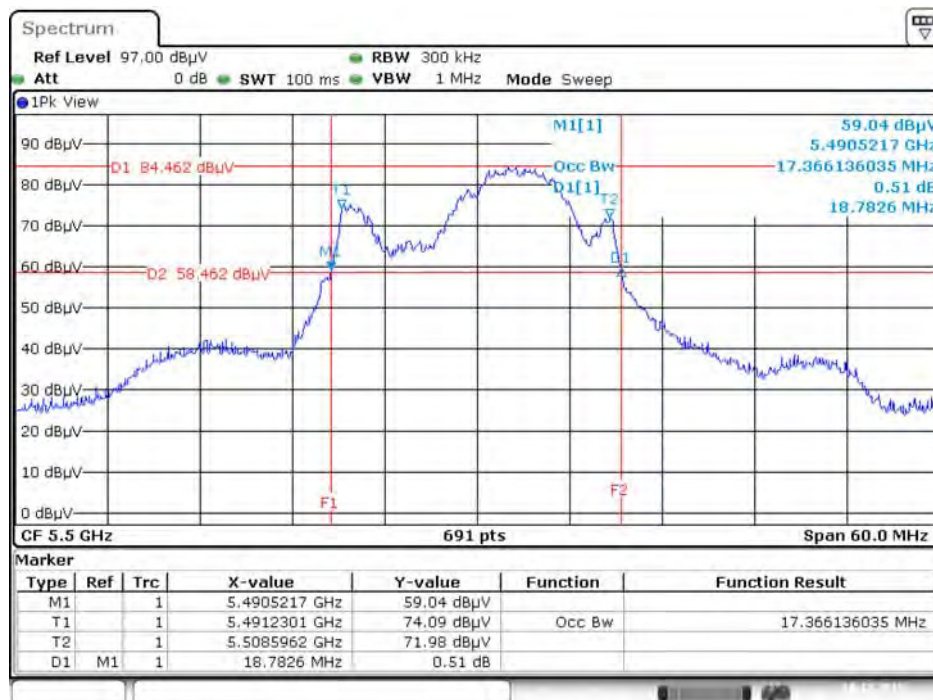
Date: 10.DEC.2015 21:38:17

**26dB Bandwidth and 99% Occupied Bandwidth Plot on Configuration IEEE 802.11ac MCS0/Nss1 VHT20 / Chain 1 + Chain 2 + Chain 3 + Chain 4 / 5320 MHz**



Date: 10.DEC.2015 21:46:59

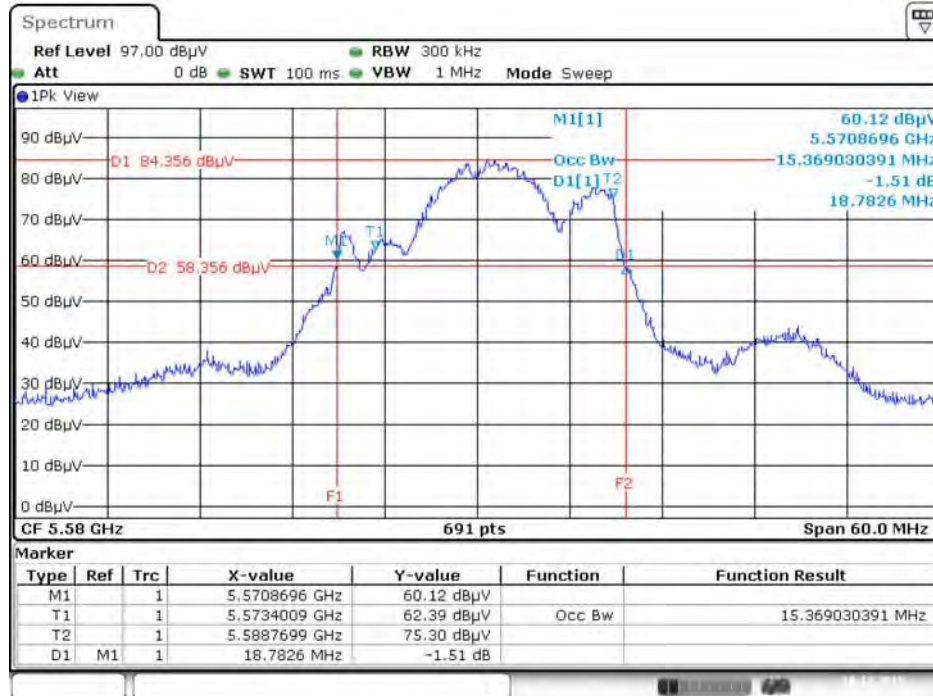
**26dB Bandwidth and 99% Occupied Bandwidth Plot on Configuration IEEE 802.11ac MCS0/Nss1 VHT20 / Chain 1 + Chain 2 + Chain 3 + Chain 4 / 5500 MHz**



Date: 10.DEC.2015 21:49:47

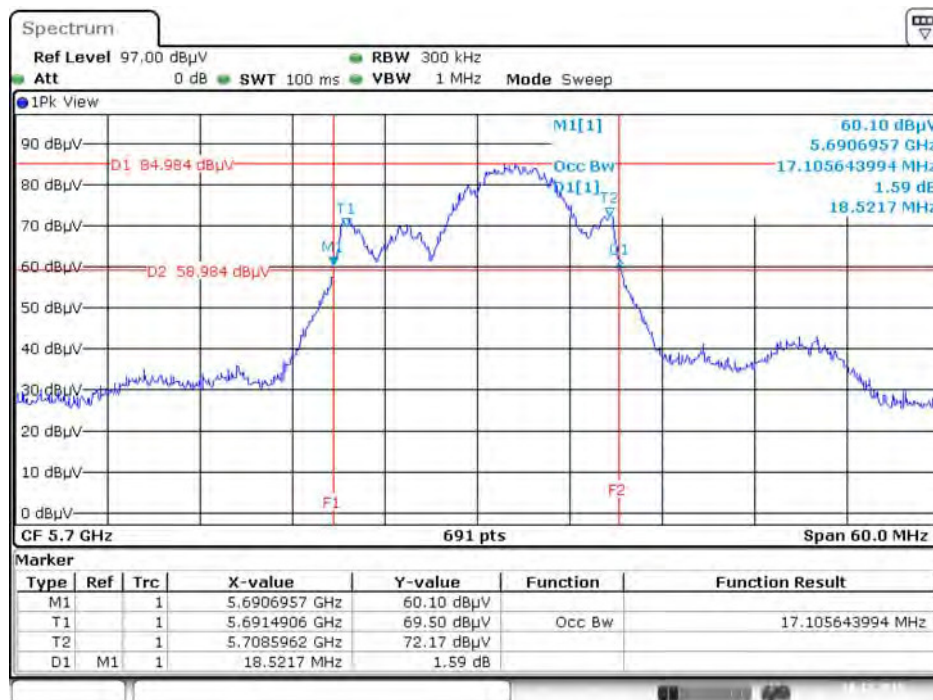


**26dB Bandwidth and 99% Occupied Bandwidth Plot on Configuration IEEE 802.11ac MCS0/Nss1 VHT20 / Chain 1 + Chain 2 + Chain 3 + Chain 4 / 5580 MHz**



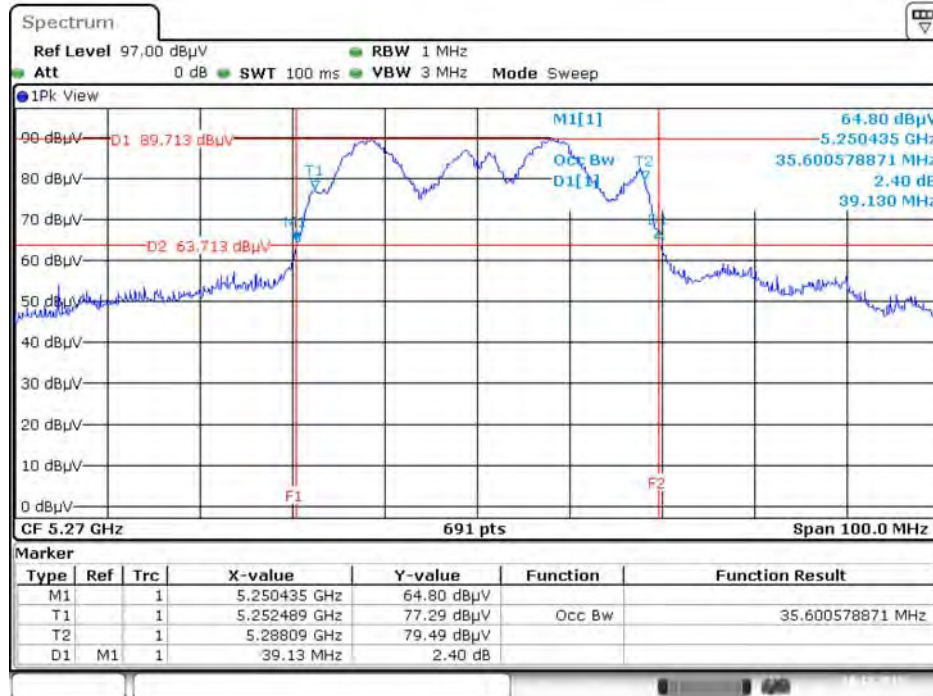
Date: 10.DEC.2015 21:52:29

**26dB Bandwidth and 99% Occupied Bandwidth Plot on Configuration IEEE 802.11ac MCS0/Nss1 VHT20 / Chain 1 + Chain 2 + Chain 3 + Chain 4 / 5700 MHz**



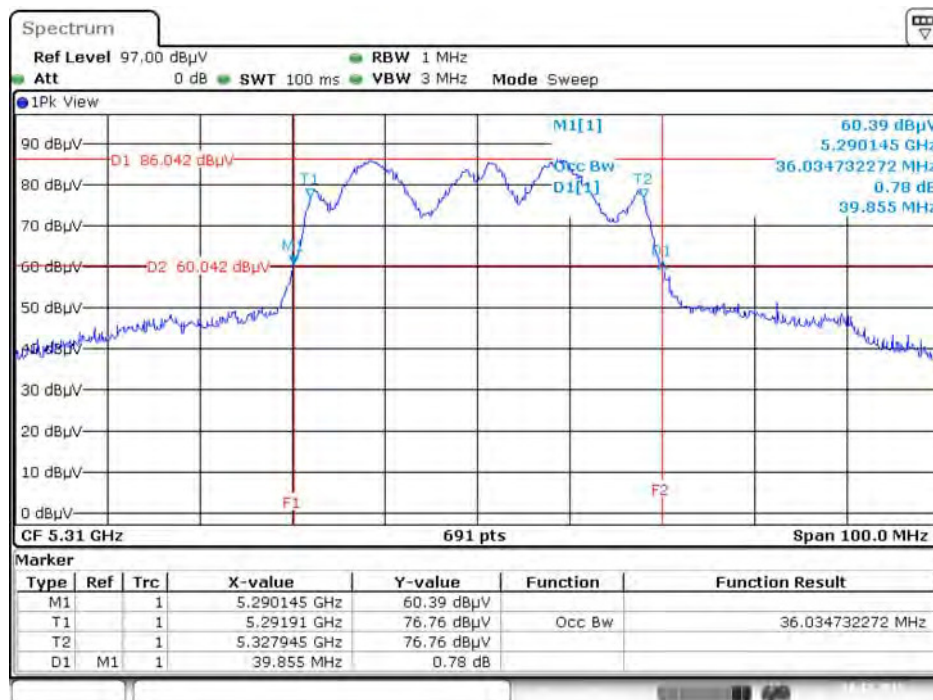
Date: 10.DEC.2015 21:55:03

**26dB Bandwidth and 99% Occupied Bandwidth Plot on Configuration IEEE 802.11ac MCS0/Nss1 VHT40 / Chain 1 + Chain 2 + Chain 3 + Chain 4 / 5270 MHz**



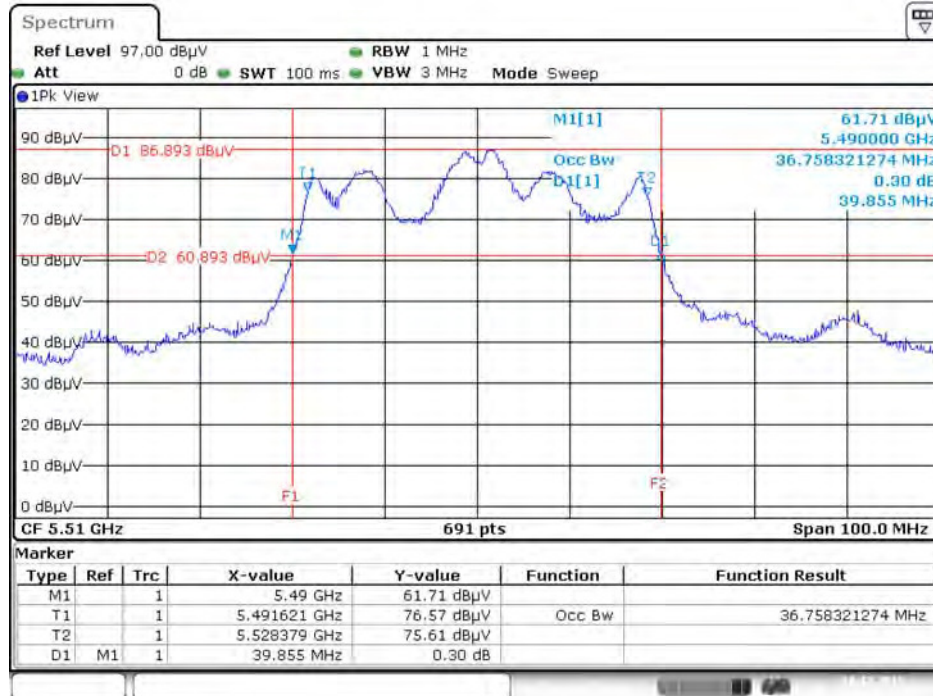
Date: 10.DEC.2015 22:25:32

**26dB Bandwidth and 99% Occupied Bandwidth Plot on Configuration IEEE 802.11ac MCS0/Nss1 VHT40 / Chain 1 + Chain 2 + Chain 3 + Chain 4 / 5310 MHz**



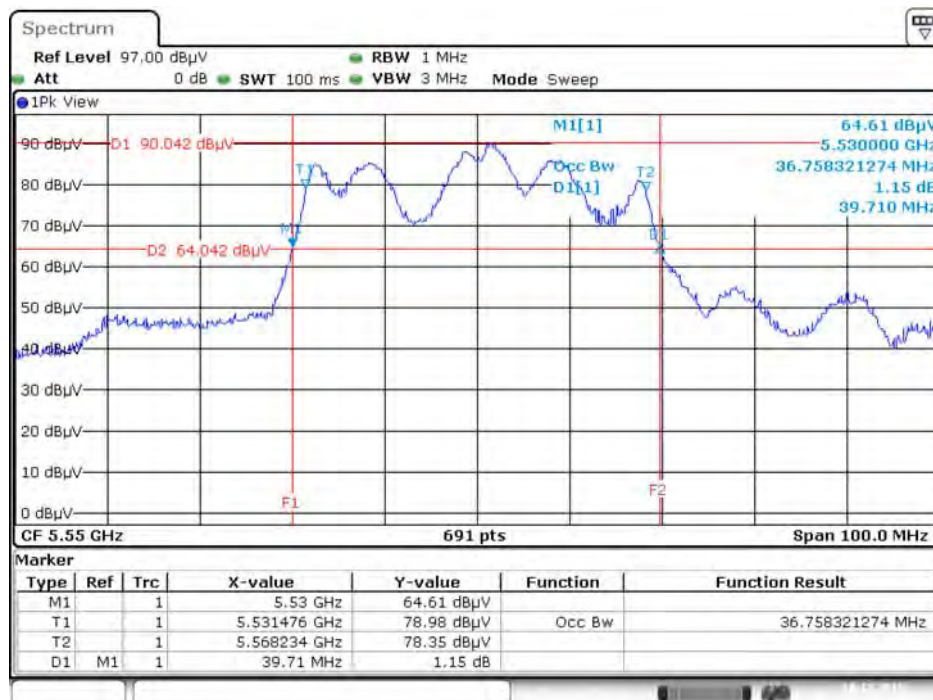
Date: 10.DEC.2015 22:27:42

26dB Bandwidth and 99% Occupied Bandwidth Plot on Configuration IEEE 802.11ac MCS0/Nss1 VHT40 / Chain 1 + Chain 2 + Chain 3 + Chain 4 / 5510 MHz



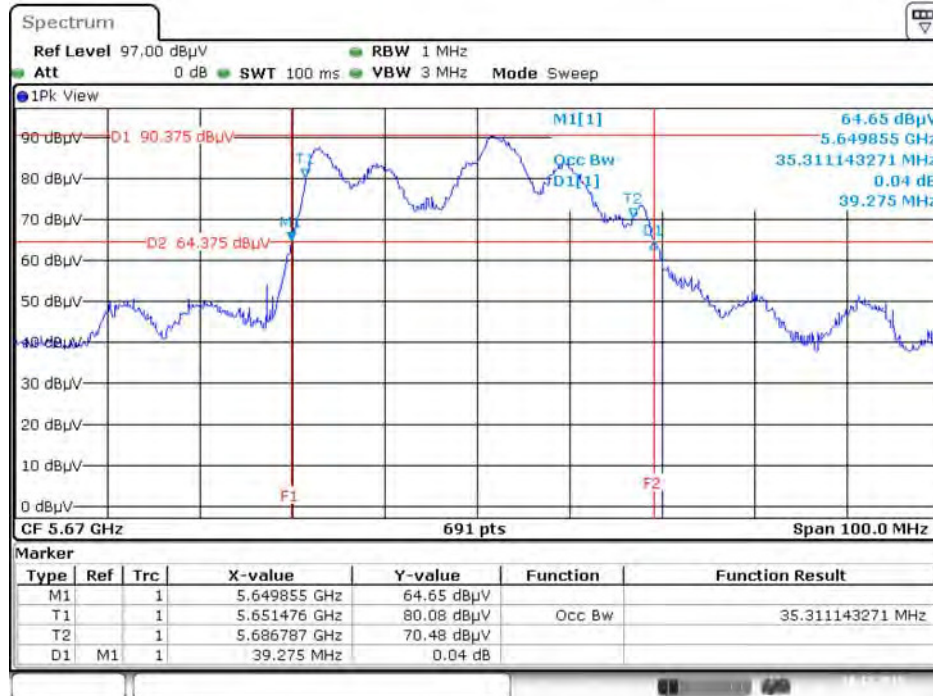
Date: 10.DEC.2015 22:30:29

26dB Bandwidth and 99% Occupied Bandwidth Plot on Configuration IEEE 802.11ac MCS0/Nss1 VHT40 / Chain 1 + Chain 2 + Chain 3 + Chain 4 / 5550 MHz



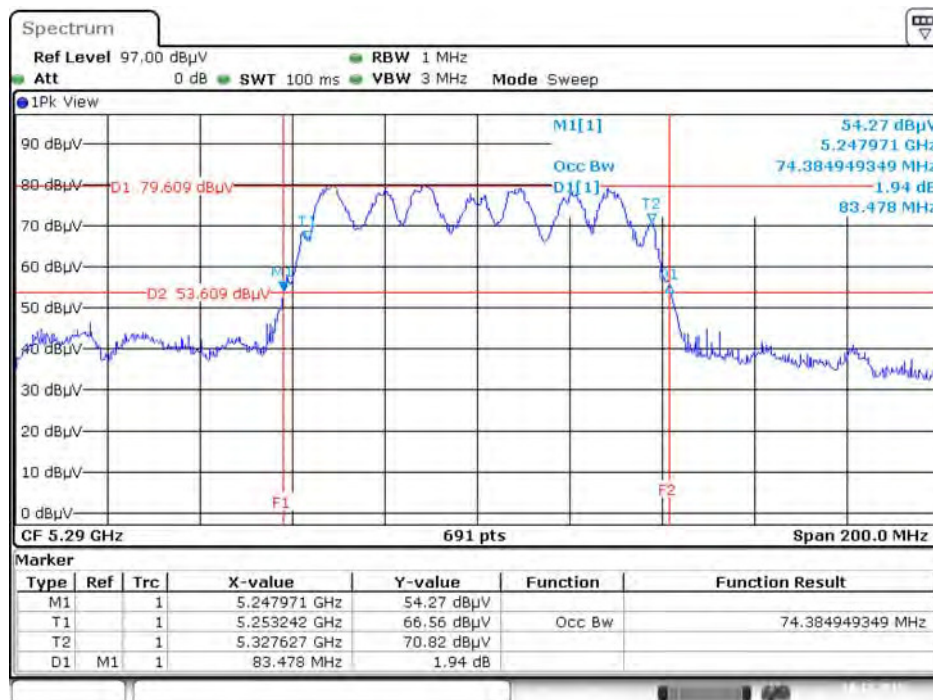
Date: 10.DEC.2015 22:32:59

26dB Bandwidth and 99% Occupied Bandwidth Plot on Configuration IEEE 802.11ac MCS0/Nss1 VHT40 / Chain 1 + Chain 2 + Chain 3 + Chain 4 / 5670 MHz



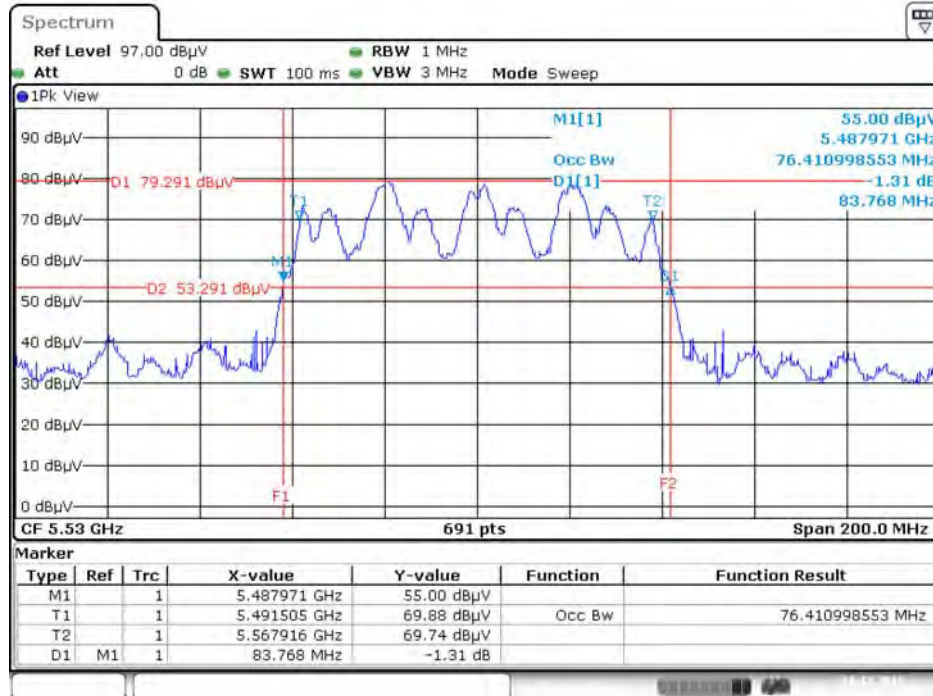
Date: 10.DEC.2015 22:57:10

26dB Bandwidth and 99% Occupied Bandwidth Plot on Configuration IEEE 802.11ac MCS0/Nss1 VHT80 / Chain 1 + Chain 2 + Chain 3 + Chain 4 / 5290 MHz



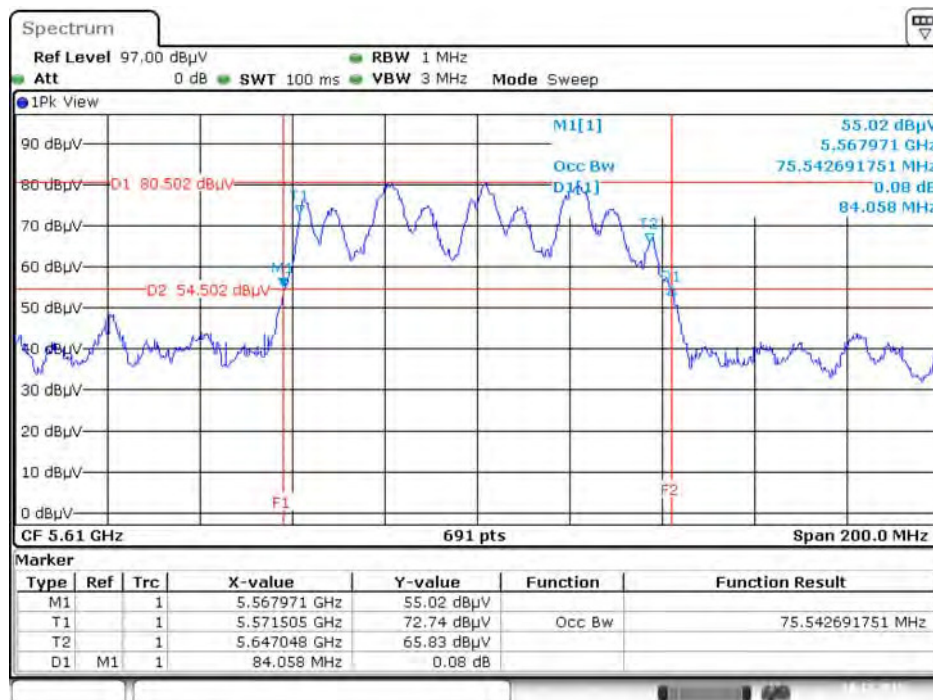
Date: 10.DEC.2015 23:09:45

26dB Bandwidth and 99% Occupied Bandwidth Plot on Configuration IEEE 802.11ac MCS0/Nss1 VHT80 / Chain 1 + Chain 2 + Chain 3 + Chain 4 / 5530 MHz



Date: 10.DEC.2015 23:12:20

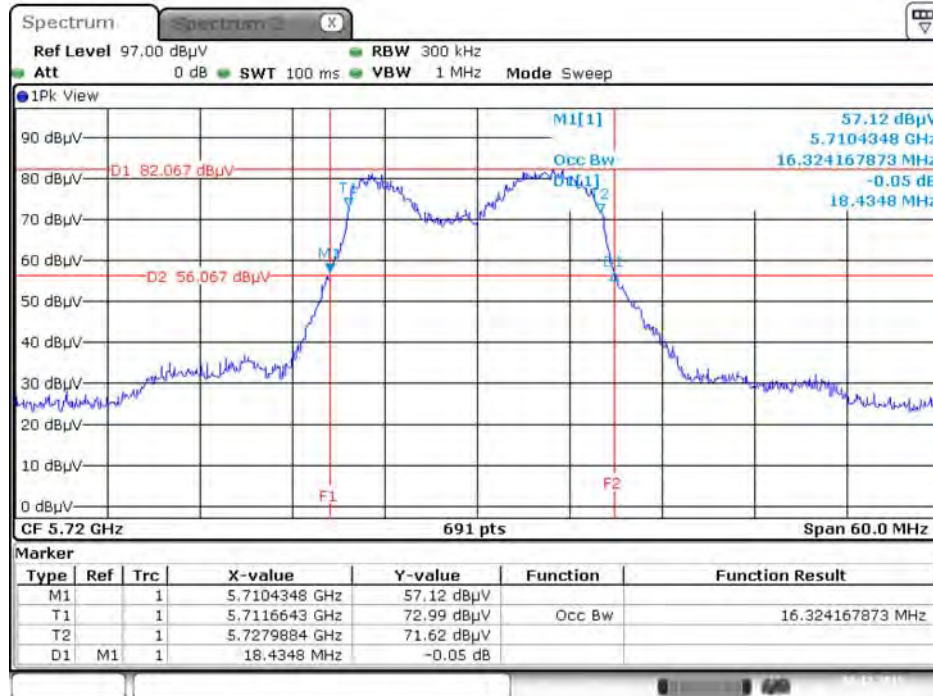
26dB Bandwidth and 99% Occupied Bandwidth Plot on Configuration IEEE 802.11ac MCS0/Nss1 VHT80 / Chain 1 + Chain 2 + Chain 3 + Chain 4 / 5610 MHz



Date: 10.DEC.2015 23:16:00

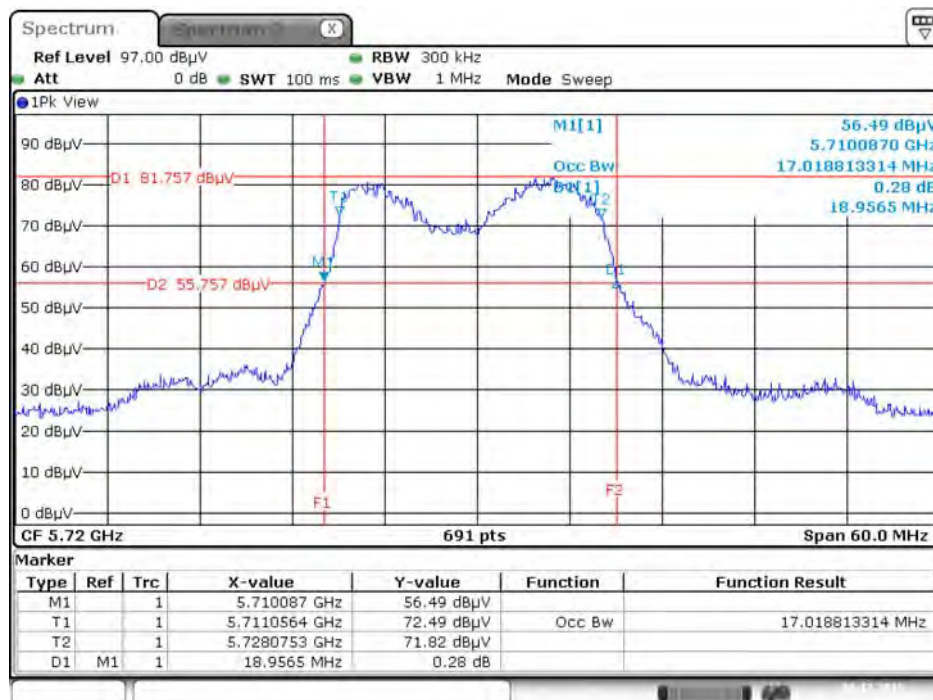
**Straddle Channel**

**26dB Bandwidth and 99% Occupied Bandwidth Plot on Configuration IEEE 802.11a / Chain 1 + Chain 2 + Chain 3 + Chain 4 / 5720 MHz**



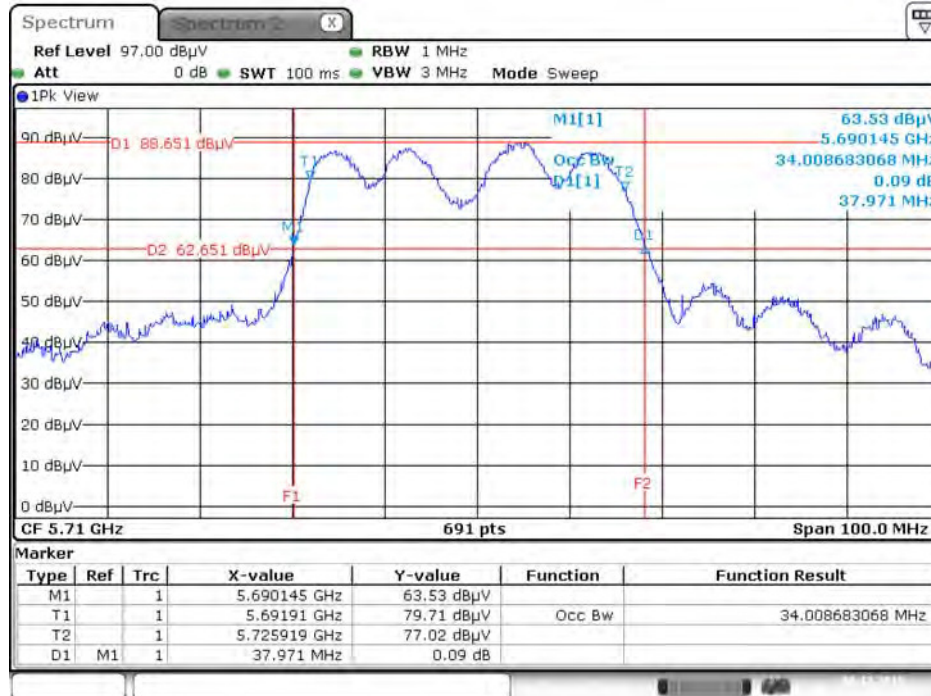
Date: 9 DEC.2015 01:38:33

**26dB Bandwidth and 99% Occupied Bandwidth Plot on Configuration IEEE 802.11ac MCS0/Nss1 VHT20 / Chain 1 + Chain 2 + Chain 3 + Chain 4 / 5720 MHz**



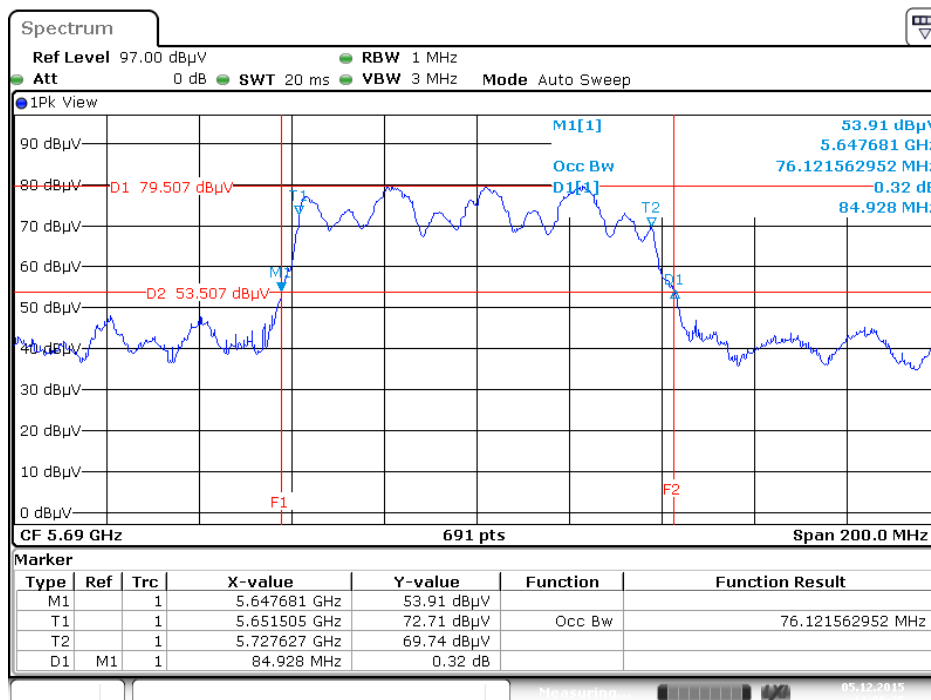
Date: 9 DEC.2015 01:37:55

**26dB Bandwidth and 99% Occupied Bandwidth Plot on Configuration IEEE 802.11ac MCS0/Nss1 VHT40 / Chain 1 + Chain 2 + Chain 3 + Chain 4 / 5710 MHz**



Date: 9 DEC.2015 01:39:29

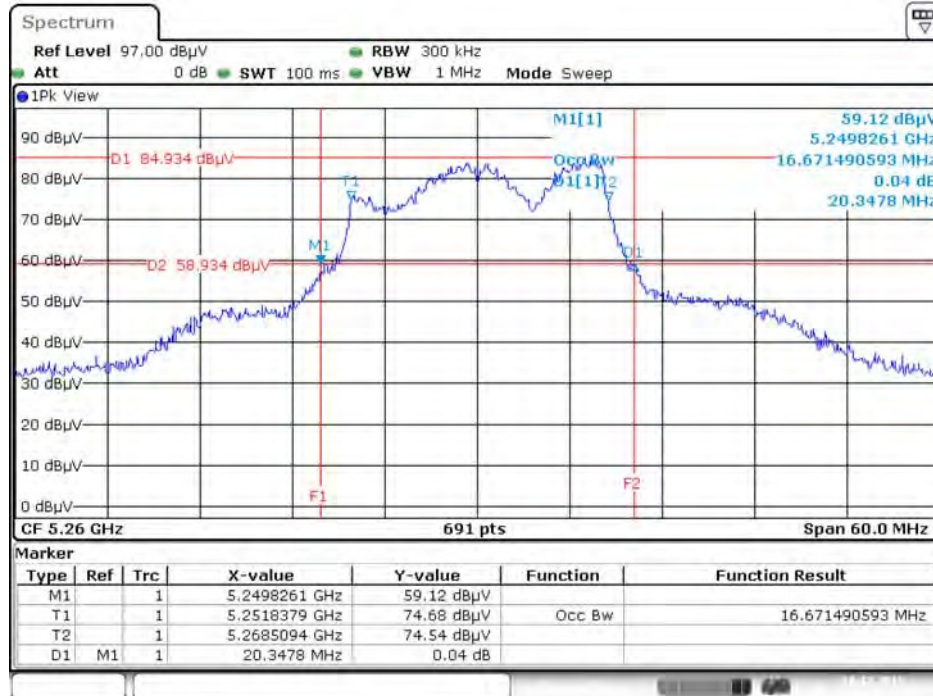
**26dB Bandwidth and 99% Occupied Bandwidth Plot on Configuration IEEE 802.11ac MCS0/Nss1 VHT80 / Chain 1 + Chain 2 + Chain 3 + Chain 4 / 5690 MHz**



Date: 5 DEC.2015 11:06:35

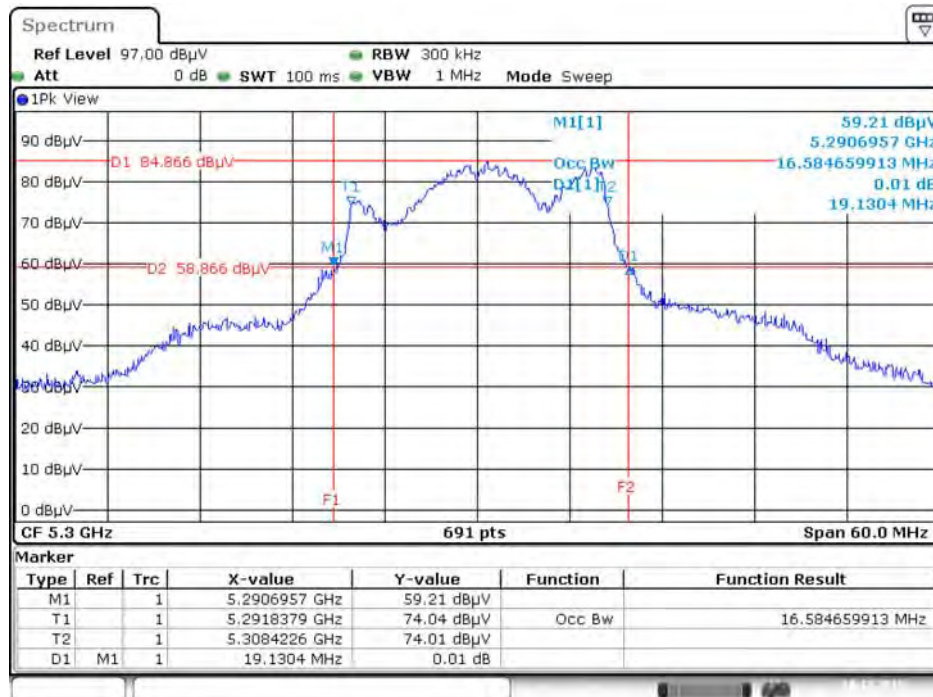
**Mode 2: EUT 1 + Set 2 Sector Antenna / 4.5 dBi**

**26dB Bandwidth and 99% Occupied Bandwidth Plot on Configuration IEEE 802.11a / Chain 1 + Chain 2 + Chain 3 + Chain 4 / 5260 MHz**



Date: 10.DEC.2015 20:23:26

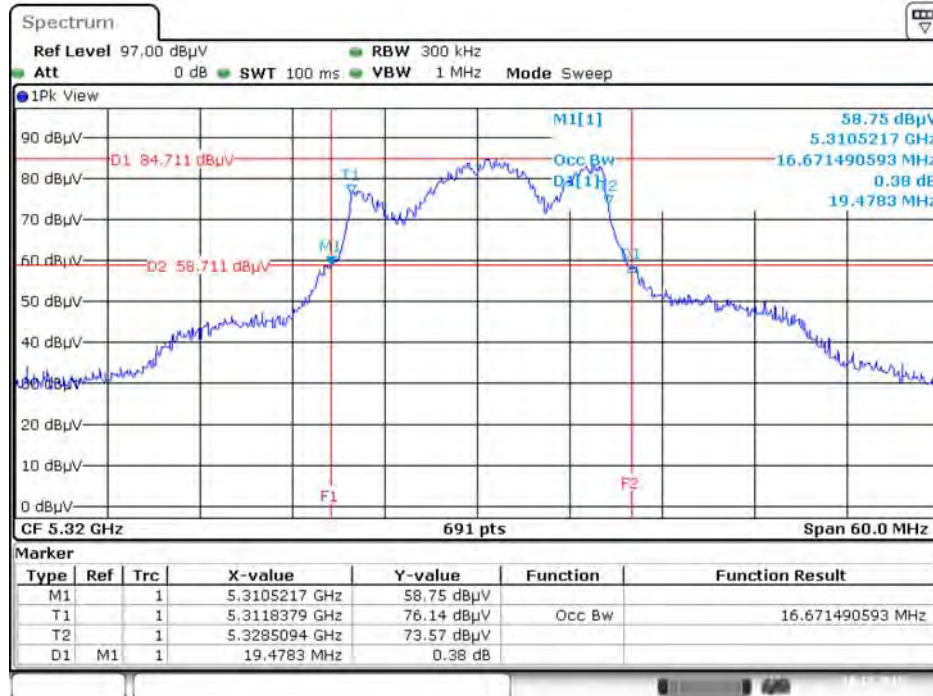
**26dB Bandwidth and 99% Occupied Bandwidth Plot on Configuration IEEE 802.11a / Chain 1 + Chain 2 + Chain 3 + Chain 4 / 5300 MHz**



Date: 10.DEC.2015 20:26:35

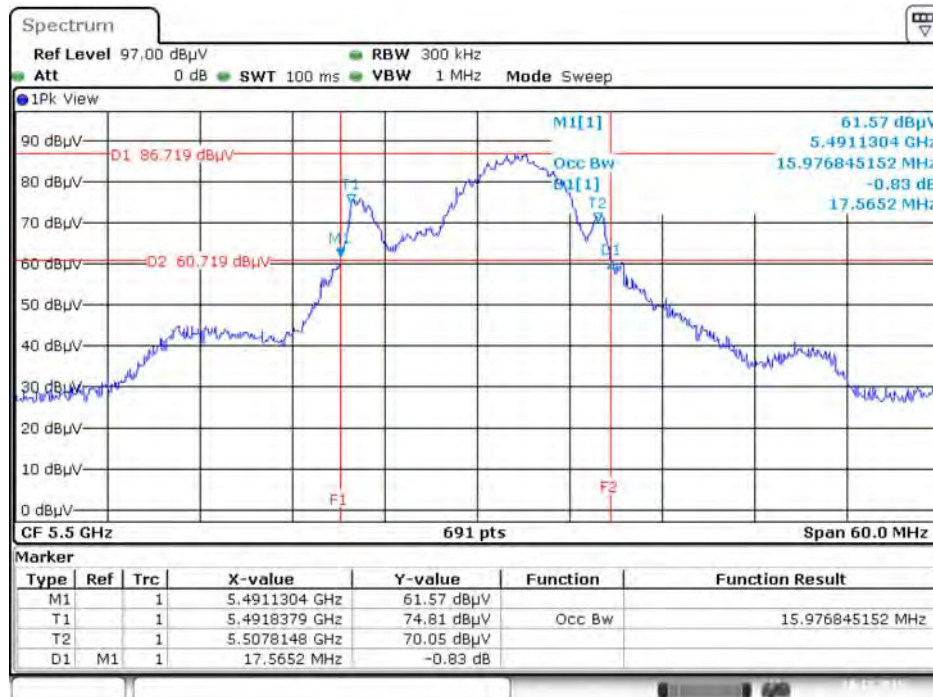


**26dB Bandwidth and 99% Occupied Bandwidth Plot on Configuration IEEE 802.11a / Chain 1 + Chain 2 + Chain 3 + Chain 4 / 5320 MHz**



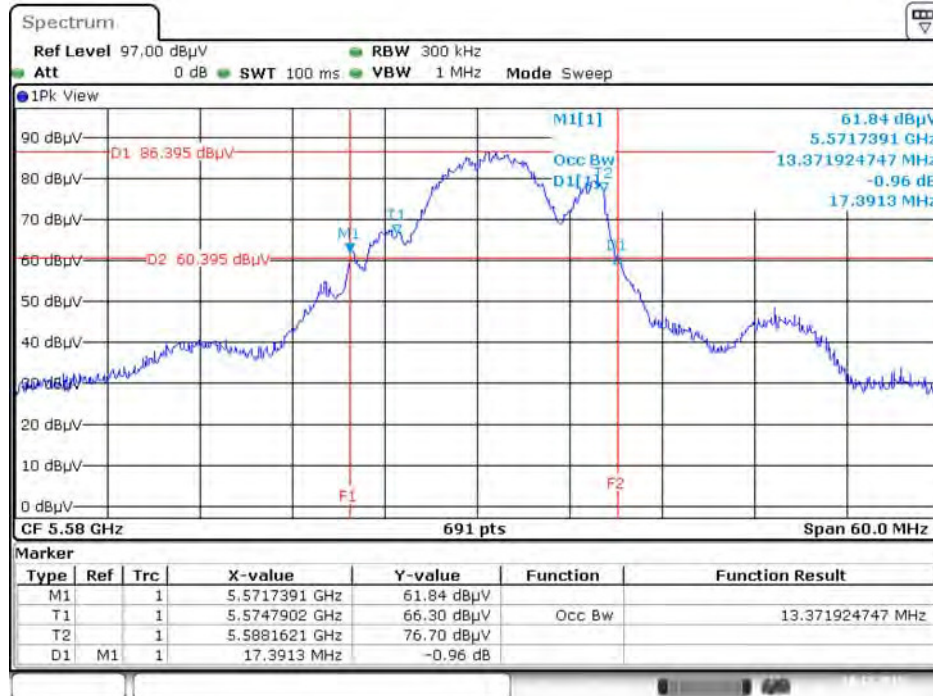
Date: 10.DEC.2015 20:34:18

**26dB Bandwidth and 99% Occupied Bandwidth Plot on Configuration IEEE 802.11a / Chain 1 + Chain 2 + Chain 3 + Chain 4 / 5500 MHz**



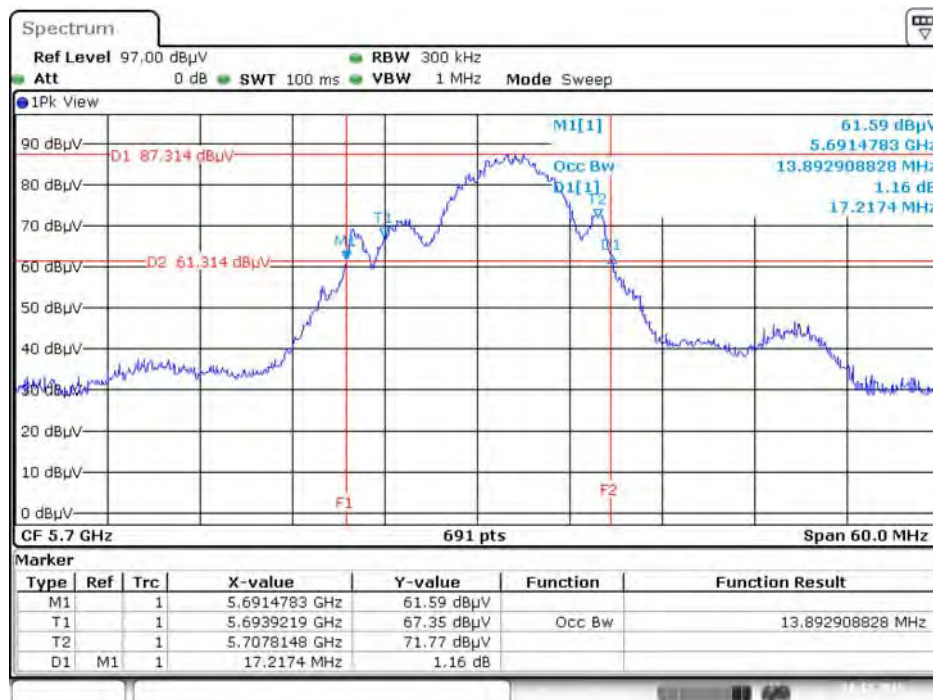
Date: 10.DEC.2015 20:38:10

**26dB Bandwidth and 99% Occupied Bandwidth Plot on Configuration IEEE 802.11a / Chain 1 + Chain 2 + Chain 3 + Chain 4 / 5580 MHz**



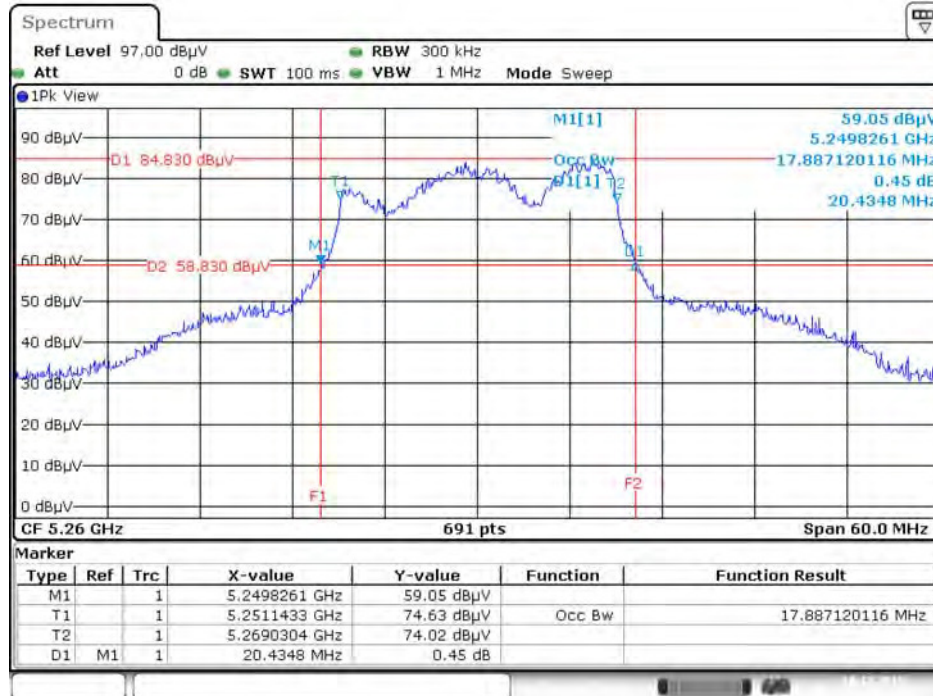
Date: 10.DEC.2015 20:55:28

**26dB Bandwidth and 99% Occupied Bandwidth Plot on Configuration IEEE 802.11a / Chain 1 + Chain 2 + Chain 3 + Chain 4 / 5700 MHz**



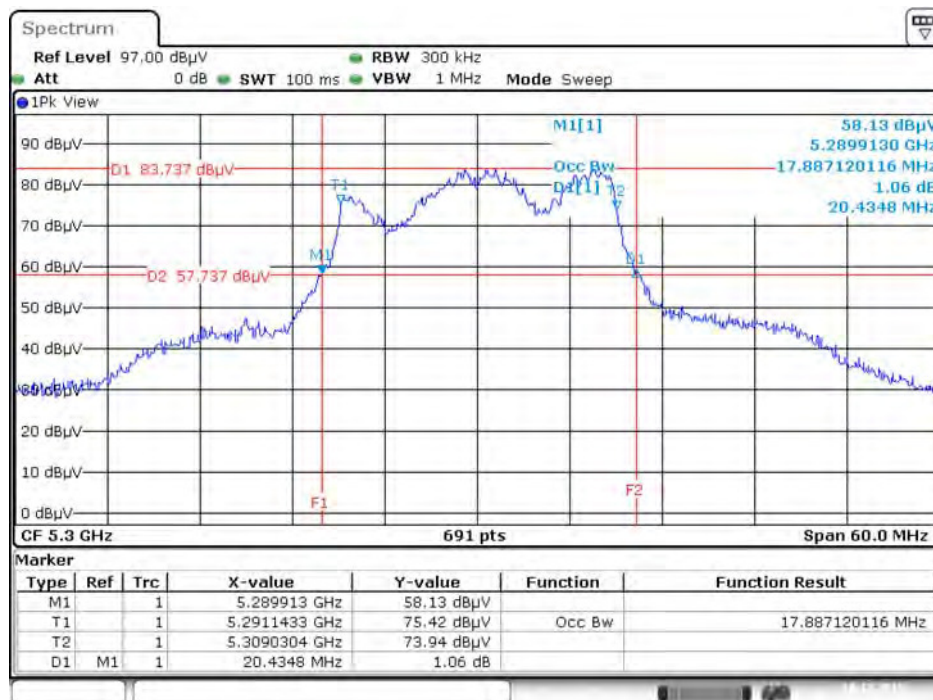
Date: 10.DEC.2015 20:58:24

26dB Bandwidth and 99% Occupied Bandwidth Plot on Configuration IEEE 802.11ac MCS0/Nss1 VHT20 / Chain 1 + Chain 2 + Chain 3 + Chain 4 / 5260 MHz



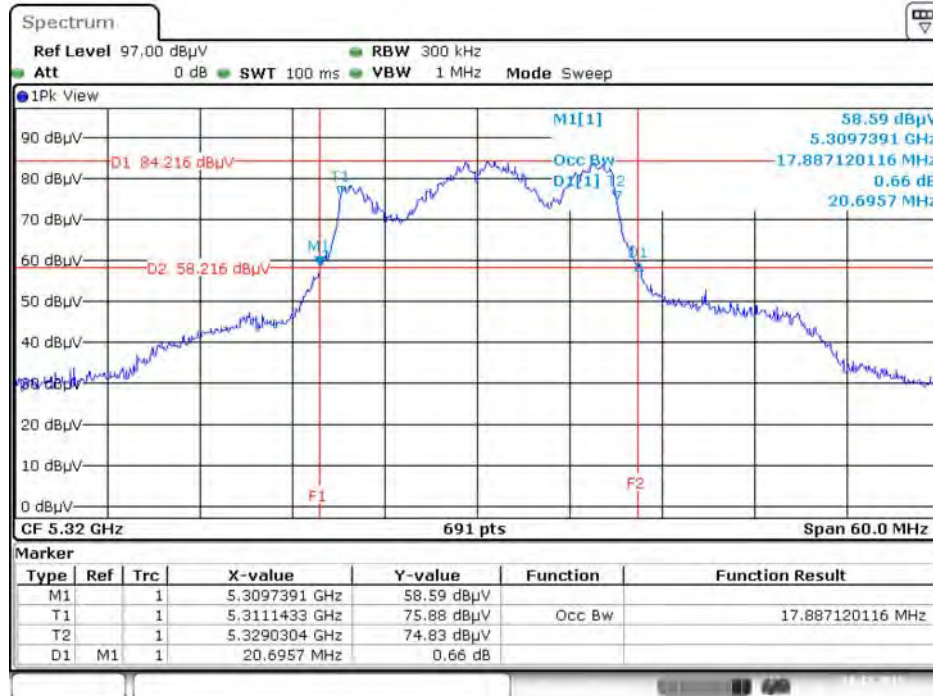
Date: 10.DEC.2015 21:19:22

26dB Bandwidth and 99% Occupied Bandwidth Plot on Configuration IEEE 802.11ac MCS0/Nss1 VHT20 / Chain 1 + Chain 2 + Chain 3 + Chain 4 / 5300 MHz



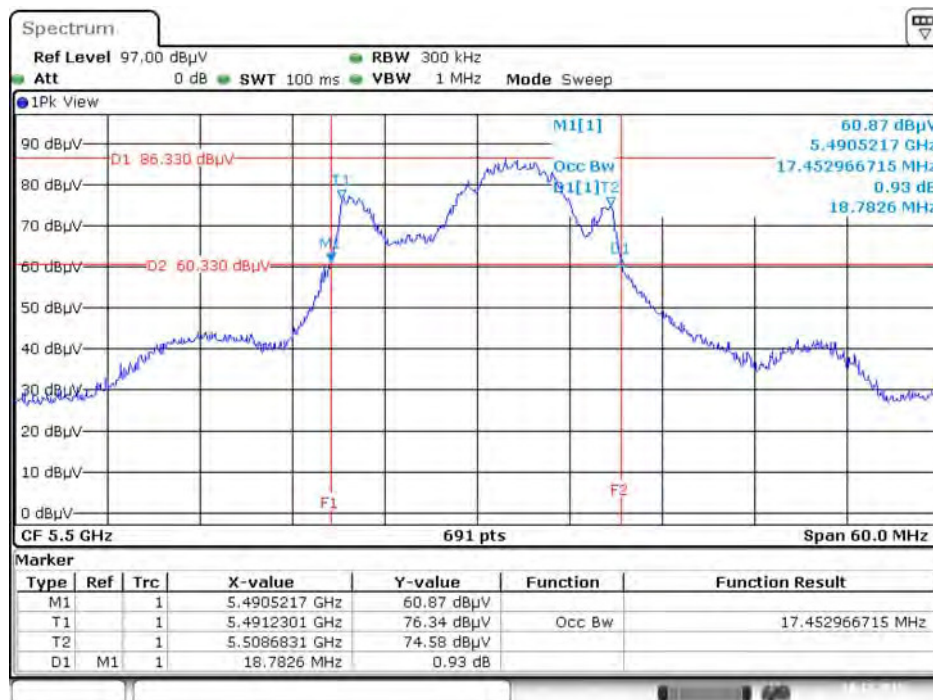
Date: 10.DEC.2015 21:37:01

**26dB Bandwidth and 99% Occupied Bandwidth Plot on Configuration IEEE 802.11ac MCS0/Nss1 VHT20 / Chain 1 + Chain 2 + Chain 3 + Chain 4 / 5320 MHz**



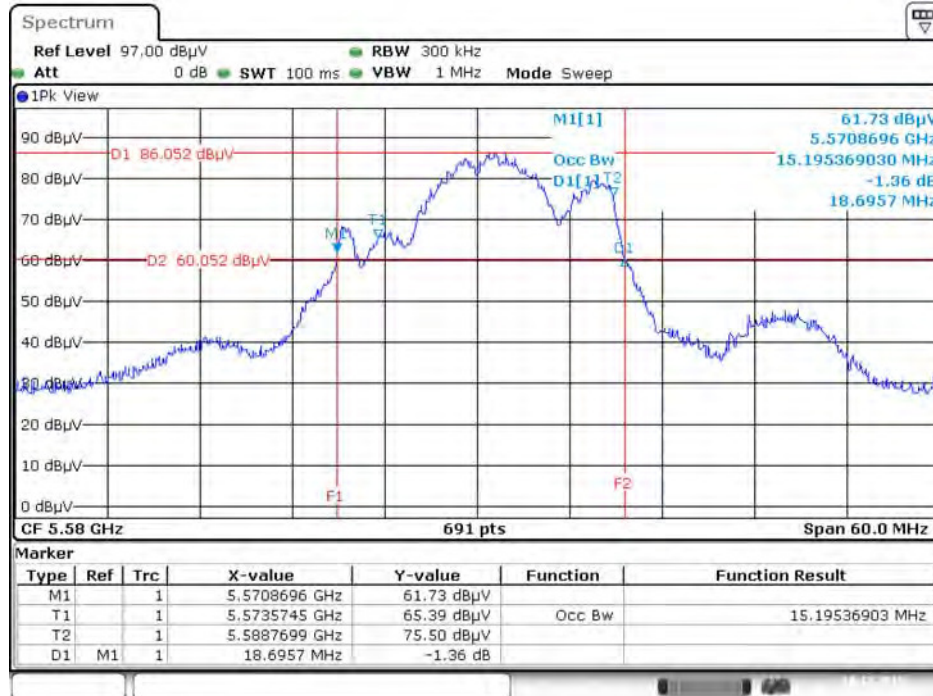
Date: 10.DEC.2015 21:47:43

**26dB Bandwidth and 99% Occupied Bandwidth Plot on Configuration IEEE 802.11ac MCS0/Nss1 VHT20 / Chain 1 + Chain 2 + Chain 3 + Chain 4 / 5500 MHz**



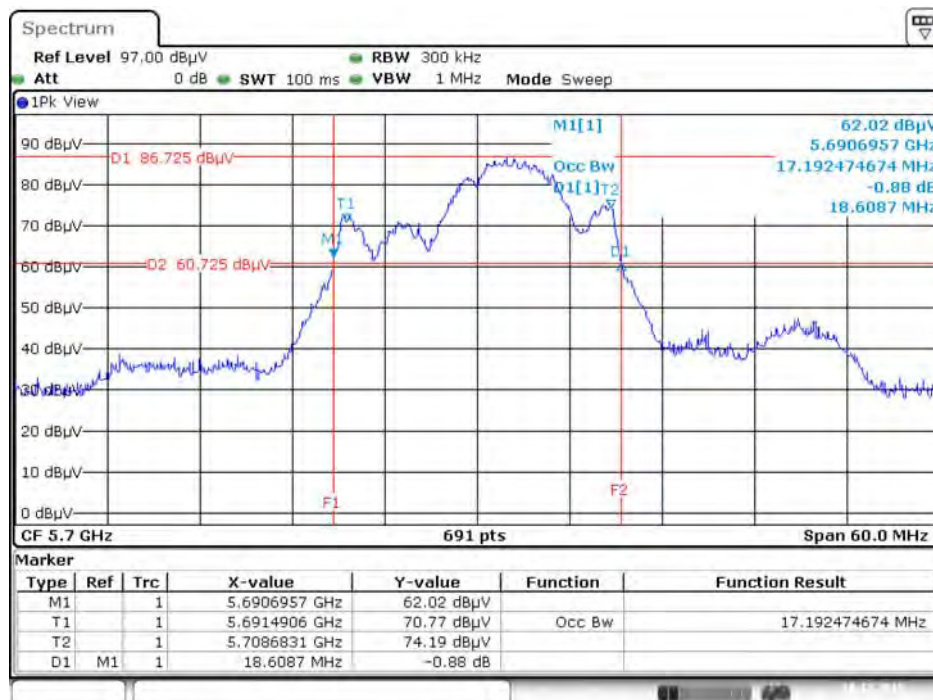
Date: 10.DEC.2015 21:50:21

**26dB Bandwidth and 99% Occupied Bandwidth Plot on Configuration IEEE 802.11ac MCS0/Nss1 VHT20 / Chain 1 + Chain 2 + Chain 3 + Chain 4 / 5580 MHz**



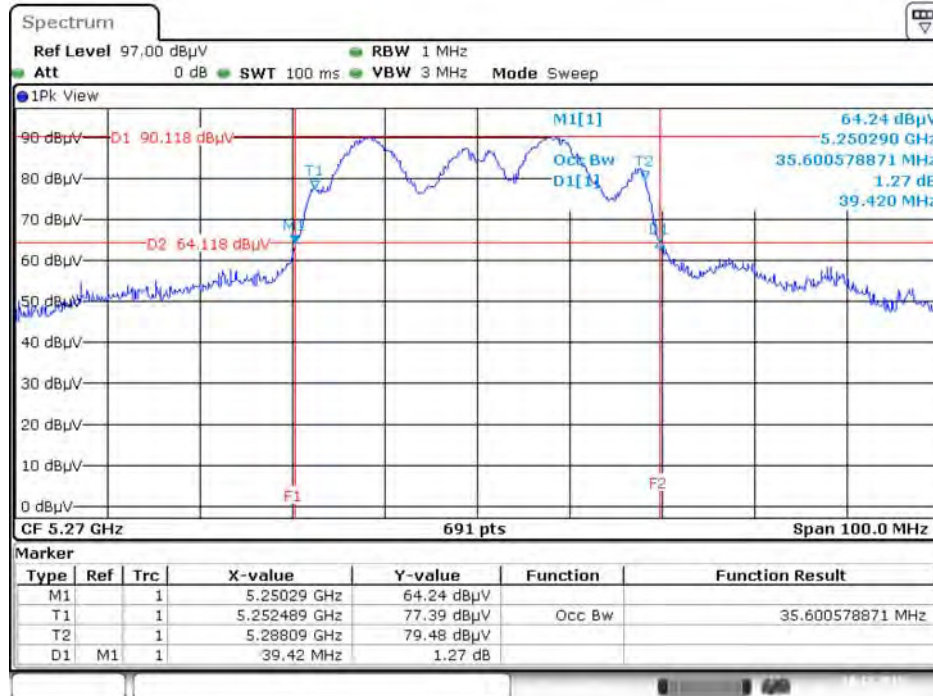
Date: 10.DEC.2015 21:53:03

**26dB Bandwidth and 99% Occupied Bandwidth Plot on Configuration IEEE 802.11ac MCS0/Nss1 VHT20 / Chain 1 + Chain 2 + Chain 3 + Chain 4 / 5700 MHz**



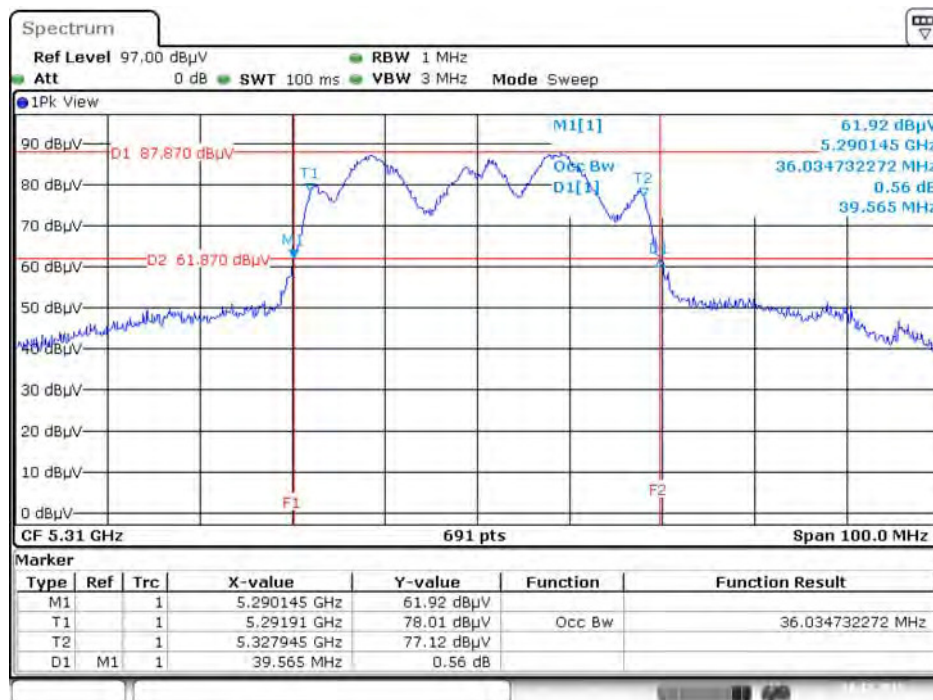
Date: 10.DEC.2015 21:55:34

26dB Bandwidth and 99% Occupied Bandwidth Plot on Configuration IEEE 802.11ac MCS0/Nss1 VHT40 / Chain 1 + Chain 2 + Chain 3 + Chain 4 / 5270 MHz



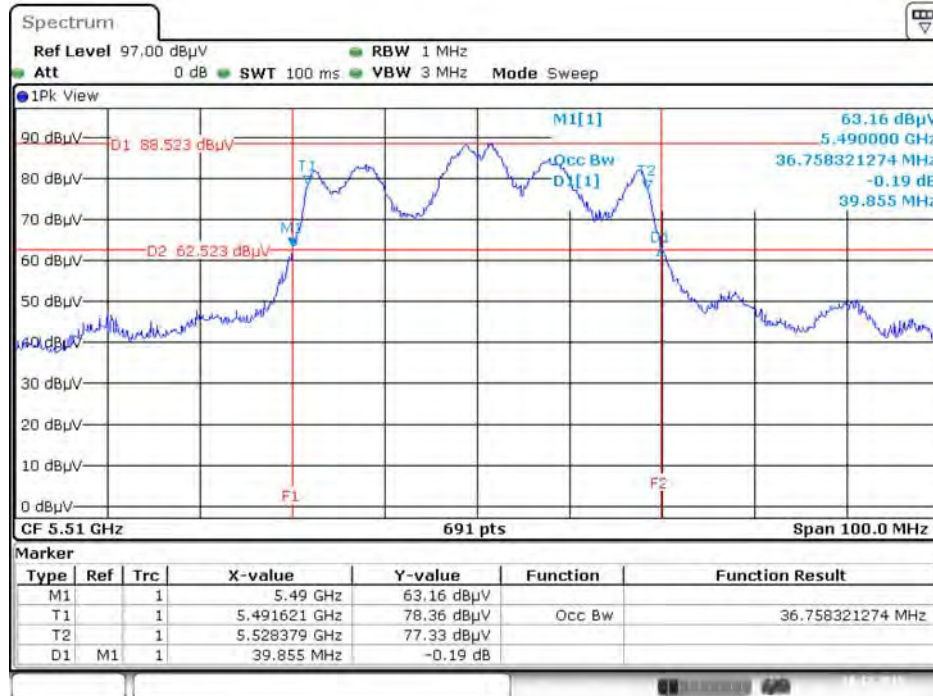
Date: 10.DEC.2015 22:24:58

26dB Bandwidth and 99% Occupied Bandwidth Plot on Configuration IEEE 802.11ac MCS0/Nss1 VHT40 / Chain 1 + Chain 2 + Chain 3 + Chain 4 / 5310 MHz



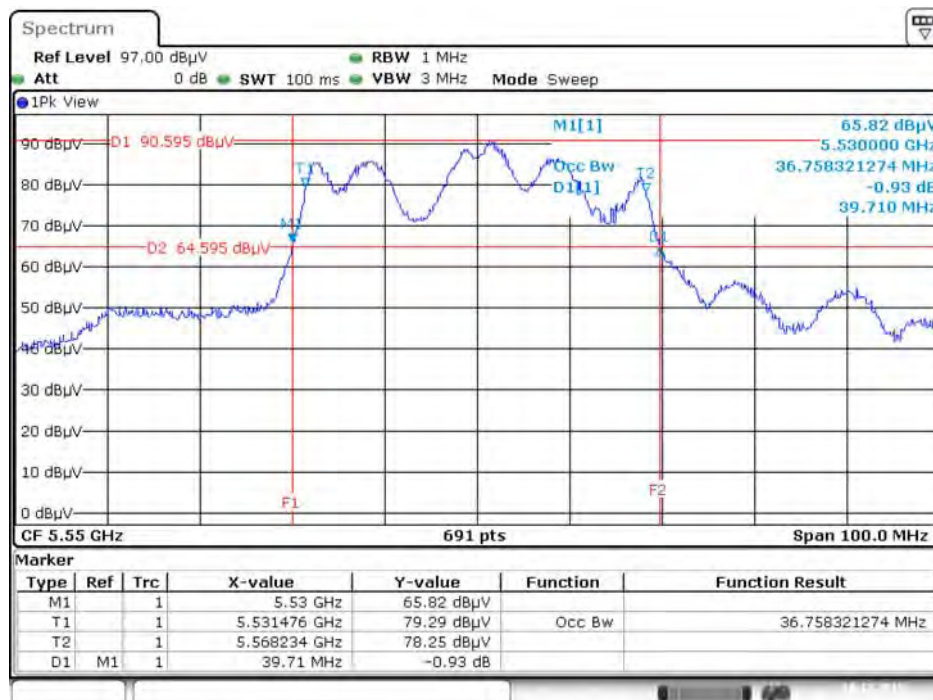
Date: 10.DEC.2015 22:28:30

**26dB Bandwidth and 99% Occupied Bandwidth Plot on Configuration IEEE 802.11ac MCS0/Nss1 VHT40 / Chain 1 + Chain 2 + Chain 3 + Chain 4 / 5510 MHz**



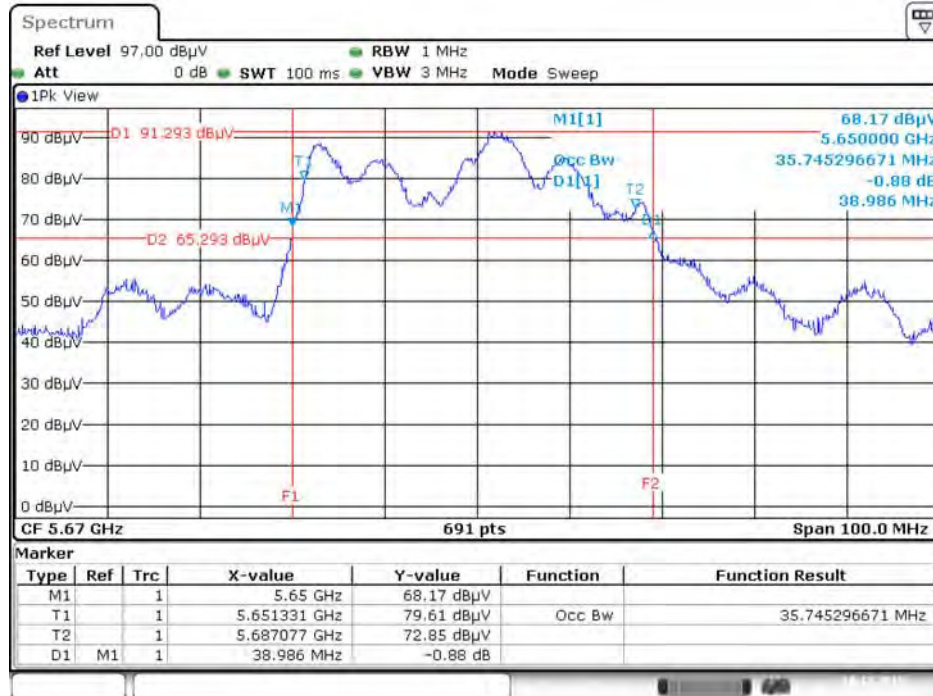
Date: 10.DEC.2015 22:31:09

**26dB Bandwidth and 99% Occupied Bandwidth Plot on Configuration IEEE 802.11ac MCS0/Nss1 VHT40 / Chain 1 + Chain 2 + Chain 3 + Chain 4 / 5550 MHz**



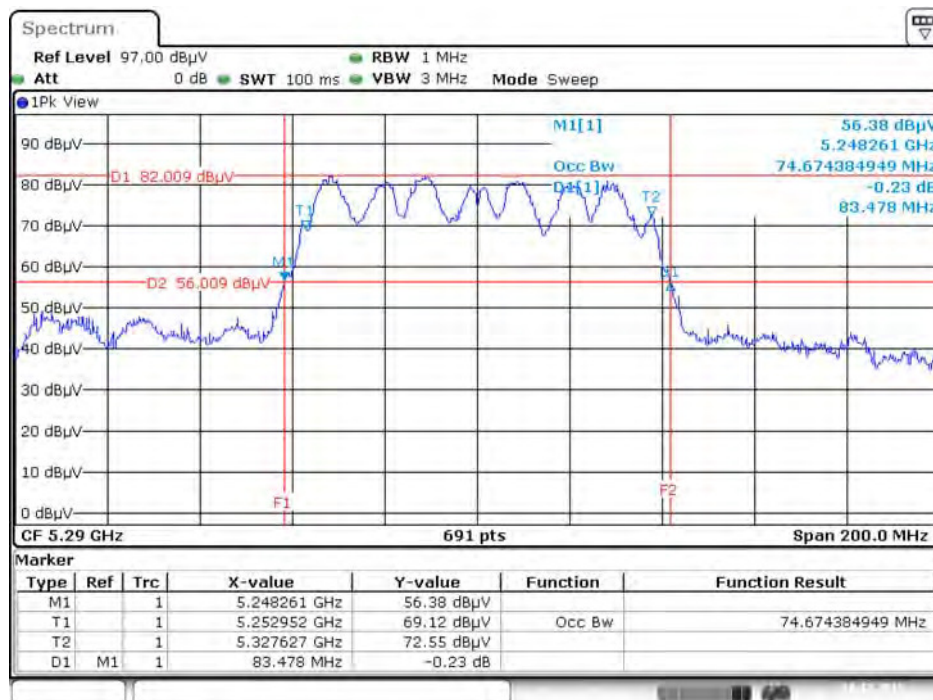
Date: 10.DEC.2015 22:32:07

**26dB Bandwidth and 99% Occupied Bandwidth Plot on Configuration IEEE 802.11ac MCS0/Nss1 VHT40 / Chain 1 + Chain 2 + Chain 3 + Chain 4 / 5670 MHz**



Date: 10.DEC.2015 22:56:06

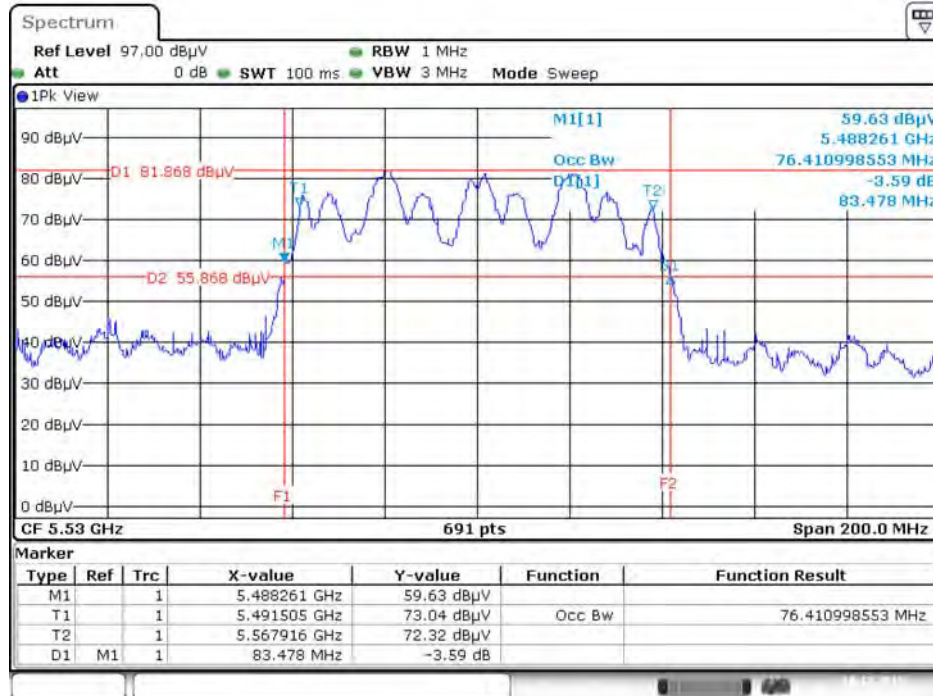
**26dB Bandwidth and 99% Occupied Bandwidth Plot on Configuration IEEE 802.11ac MCS0/Nss1 VHT80 / Chain 1 + Chain 2 + Chain 3 + Chain 4 / 5290 MHz**



Date: 10.DEC.2015 23:10:27

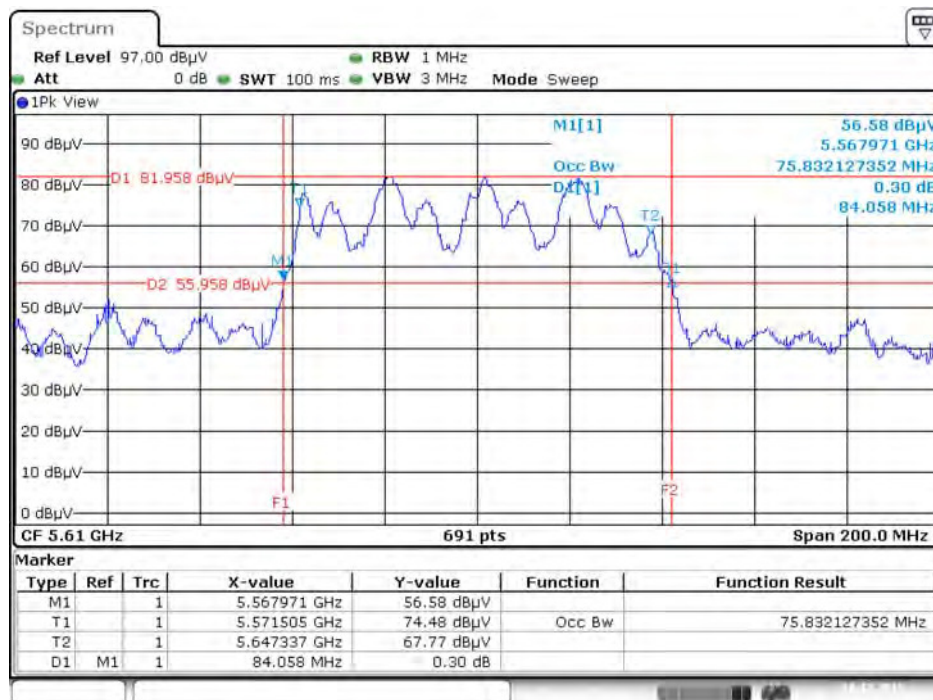


26dB Bandwidth and 99% Occupied Bandwidth Plot on Configuration IEEE 802.11ac MCS0/Nss1 VHT80 / Chain 1 + Chain 2 + Chain 3 + Chain 4 / 5530 MHz



Date: 10.DEC.2015 23:12:53

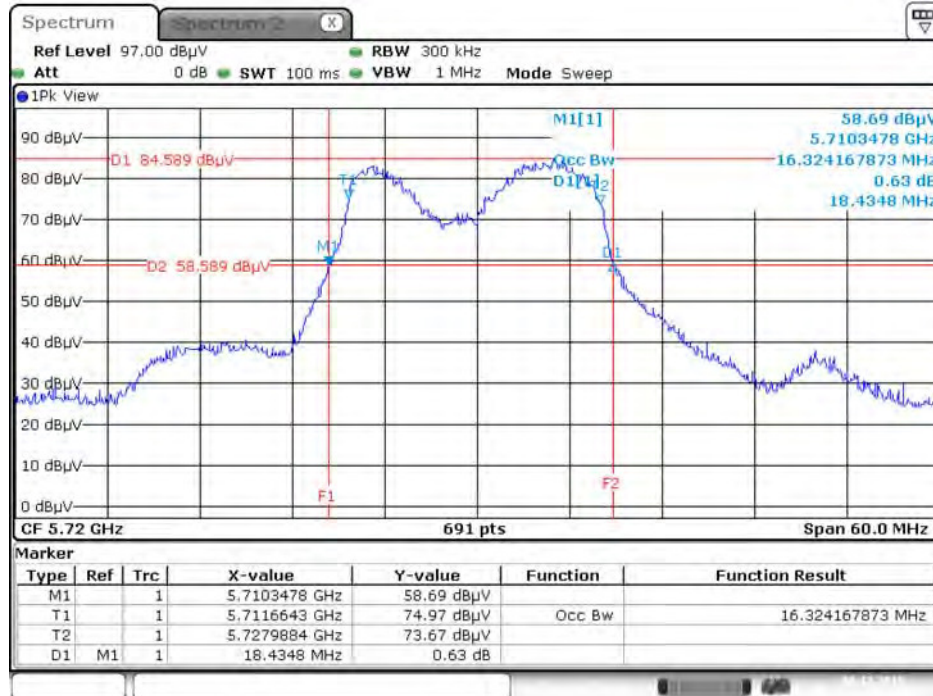
26dB Bandwidth and 99% Occupied Bandwidth Plot on Configuration IEEE 802.11ac MCS0/Nss1 VHT80 / Chain 1 + Chain 2 + Chain 3 + Chain 4 / 5610 MHz



Date: 10.DEC.2015 23:15:06

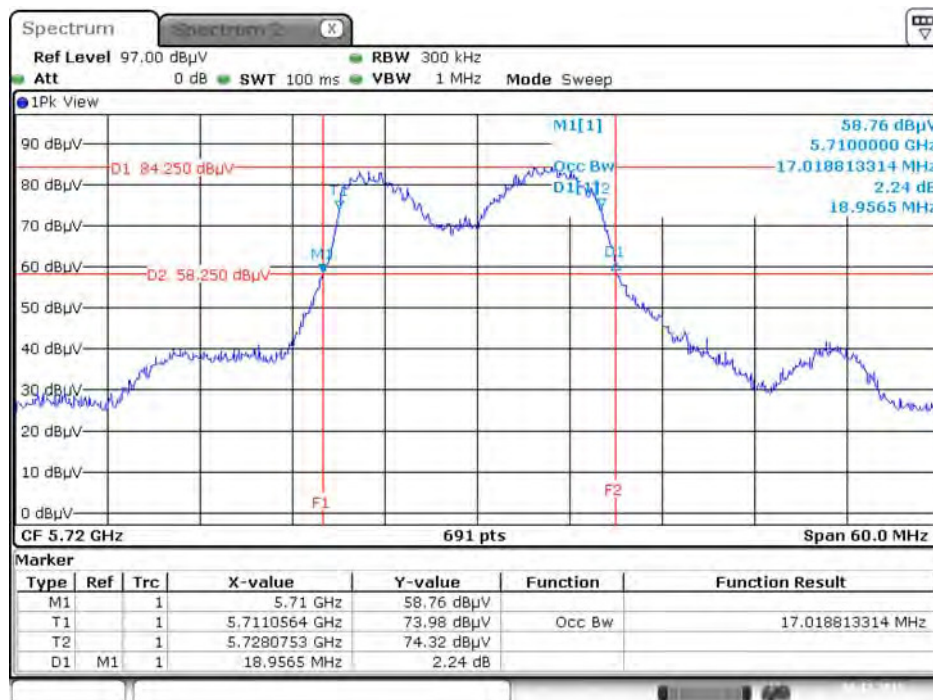
**Straddle Channel**

**26dB Bandwidth and 99% Occupied Bandwidth Plot on Configuration IEEE 802.11a / Chain 1 + Chain 2 + Chain 3 + Chain 4 / 5720 MHz**



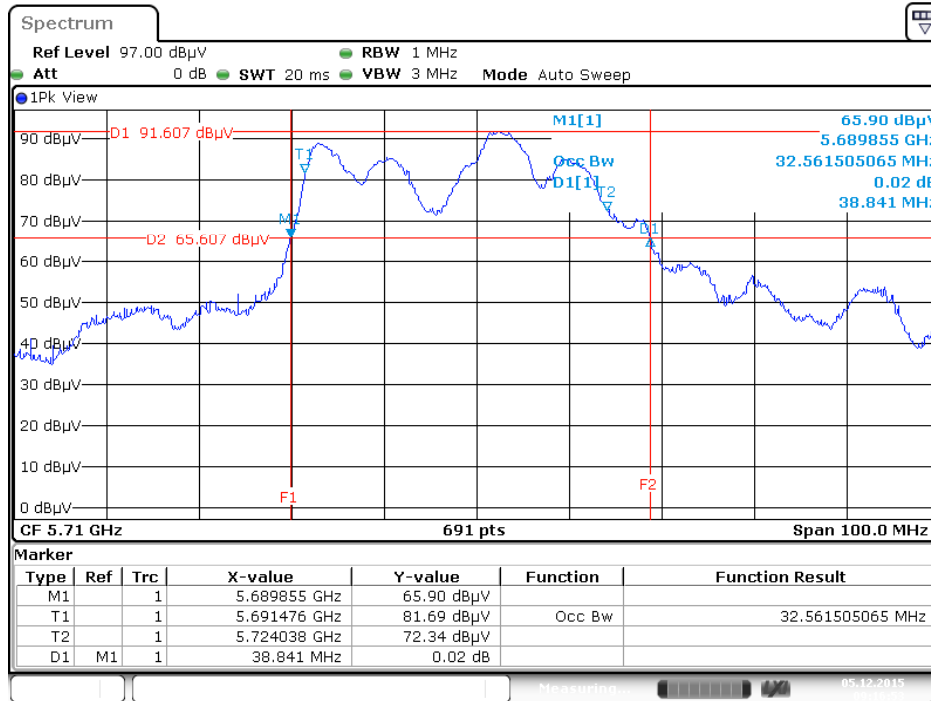
Date: 9 DEC.2015 01:28:28

**26dB Bandwidth and 99% Occupied Bandwidth Plot on Configuration IEEE 802.11ac MCS0/Nss1 VHT20 / Chain 1 + Chain 2 + Chain 3 + Chain 4 / 5720 MHz**



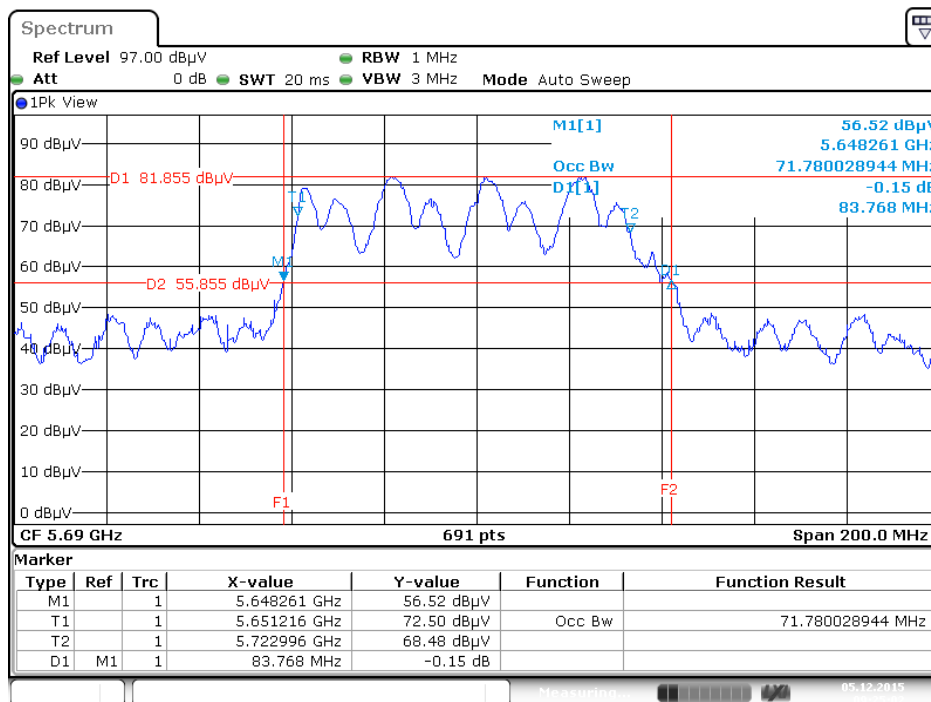
Date: 9 DEC.2015 01:32:29

**26dB Bandwidth and 99% Occupied Bandwidth Plot on Configuration IEEE 802.11ac MCS0/Nss1 VHT40 / Chain 1 + Chain 2 + Chain 3 + Chain 4 / 5710 MHz**



Date: 5 DEC 2015 09:16:53

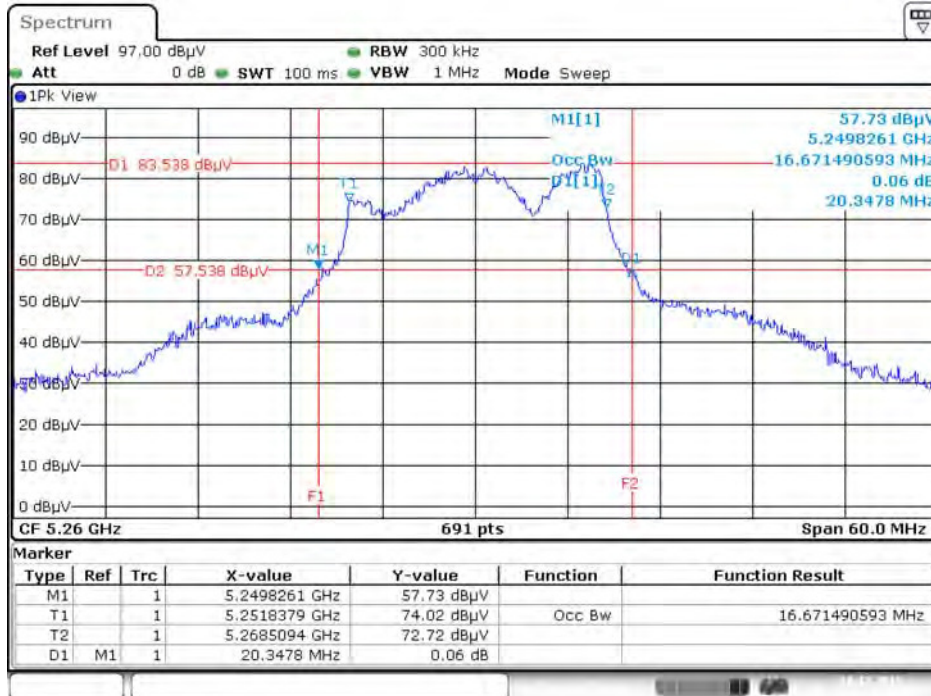
**26dB Bandwidth and 99% Occupied Bandwidth Plot on Configuration IEEE 802.11ac MCS0/Nss1 VHT80 / Chain 1 + Chain 2 + Chain 3 + Chain 4 / 5690 MHz**



Date: 5 DEC 2015 09:25:02

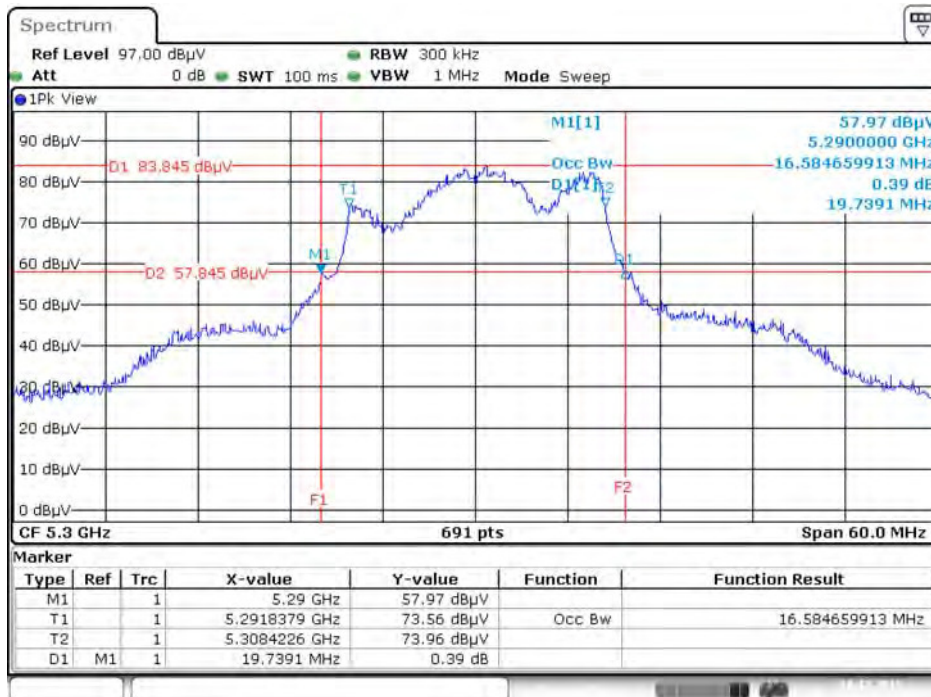
**Mode 3: EUT 1 + Set 3 Sector Antenna / 5.5 dBi**

**26dB Bandwidth and 99% Occupied Bandwidth Plot on Configuration IEEE 802.11a / Chain 1 + Chain 2 + Chain 3 + Chain 4 / 5260 MHz**



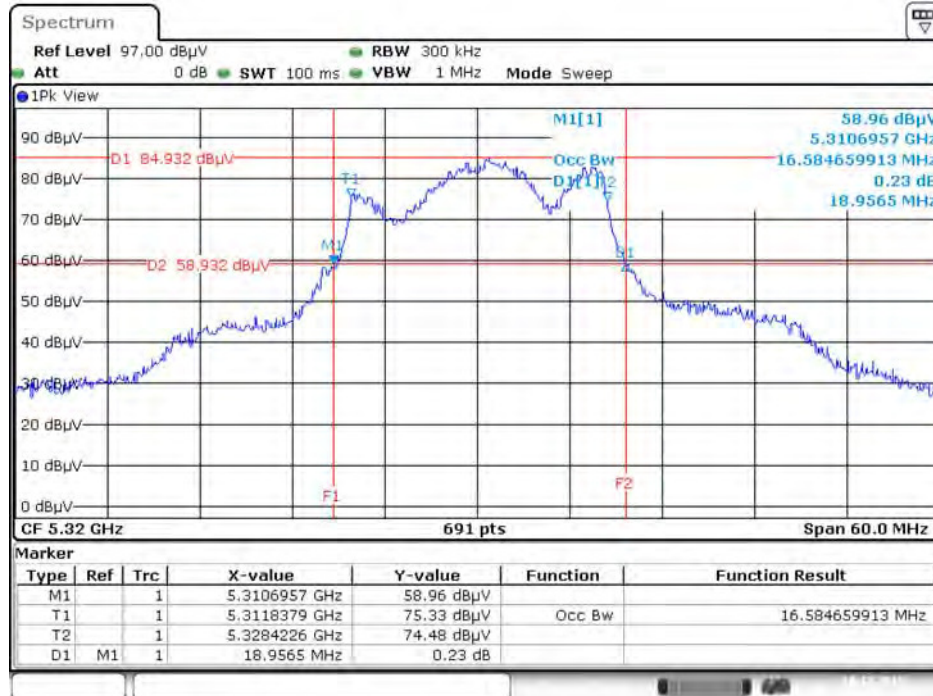
Date: 10.DEC.2015 20:21:55

**26dB Bandwidth and 99% Occupied Bandwidth Plot on Configuration IEEE 802.11a / Chain 1 + Chain 2 + Chain 3 + Chain 4 / 5300 MHz**



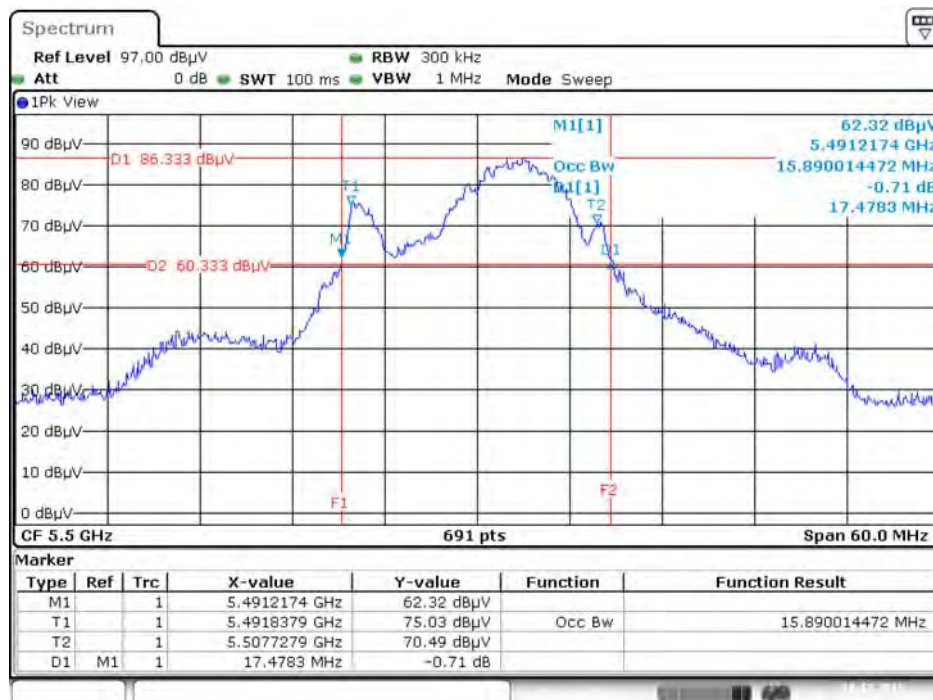
Date: 10.DEC.2015 20:25:11

**26dB Bandwidth and 99% Occupied Bandwidth Plot on Configuration IEEE 802.11a / Chain 1 + Chain 2 + Chain 3 + Chain 4 / 5320 MHz**



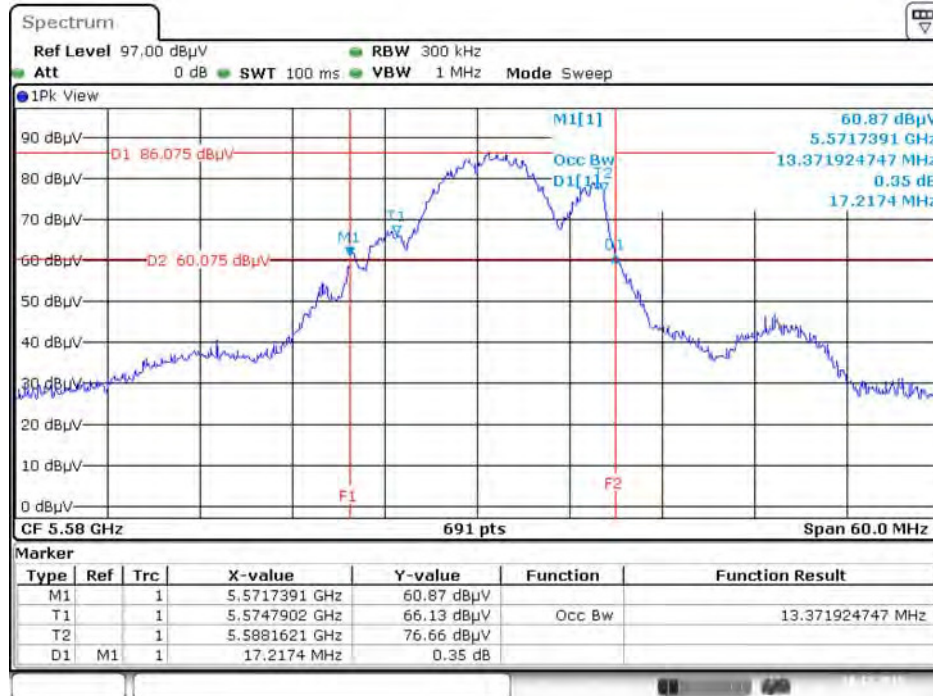
Date: 10.DEC.2015 20:32:41

**26dB Bandwidth and 99% Occupied Bandwidth Plot on Configuration IEEE 802.11a / Chain 1 + Chain 2 + Chain 3 + Chain 4 / 5500 MHz**



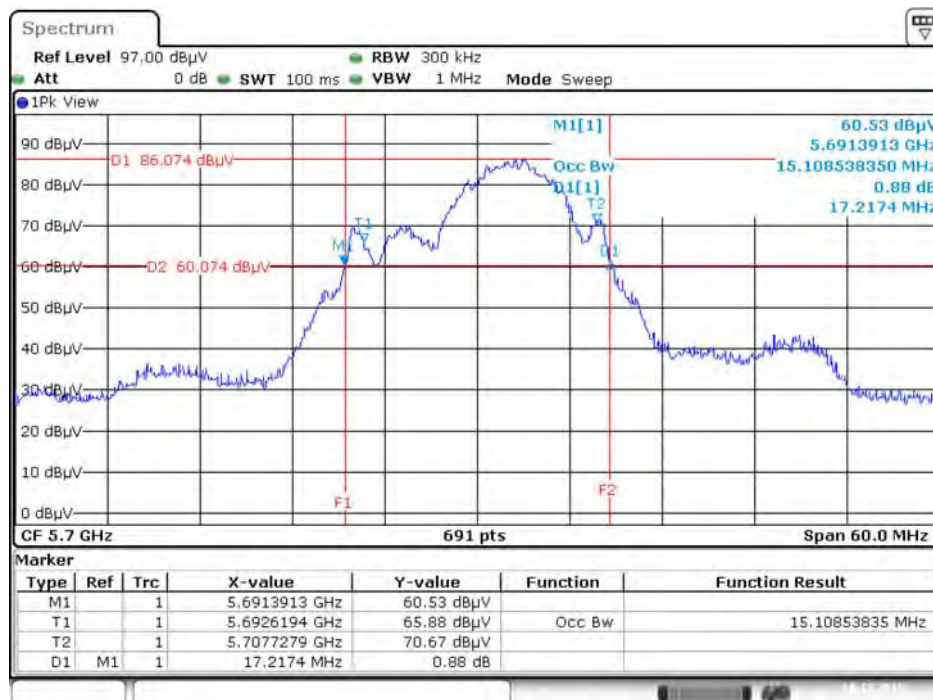
Date: 10.DEC.2015 20:35:50

**26dB Bandwidth and 99% Occupied Bandwidth Plot on Configuration IEEE 802.11a / Chain 1 + Chain 2 + Chain 3 + Chain 4 / 5580 MHz**



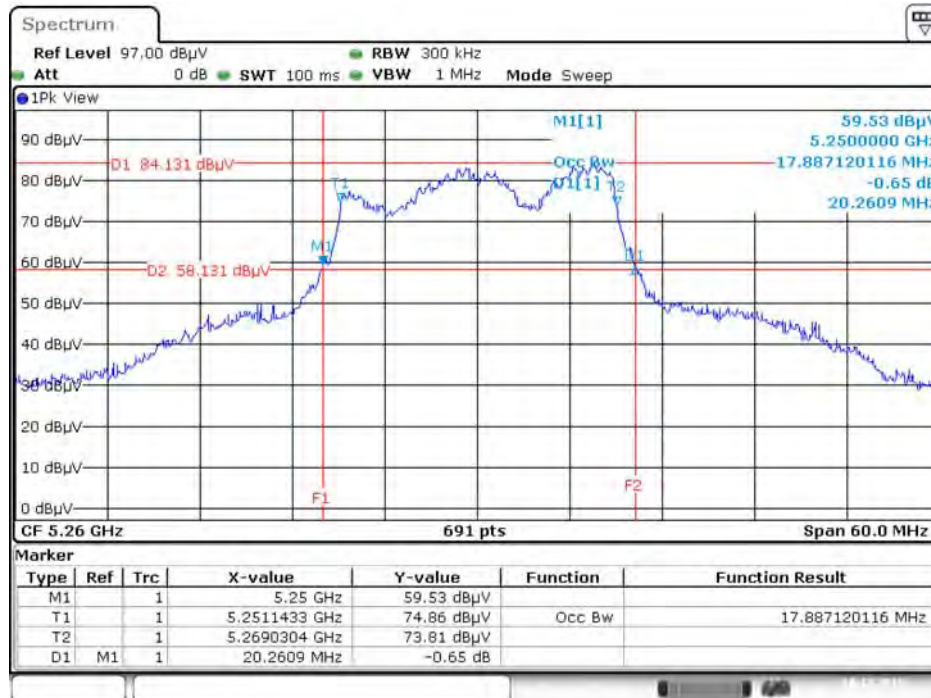
Date: 10.DEC.2015 20:53:58

**26dB Bandwidth and 99% Occupied Bandwidth Plot on Configuration IEEE 802.11a / Chain 1 + Chain 2 + Chain 3 + Chain 4 / 5700 MHz**



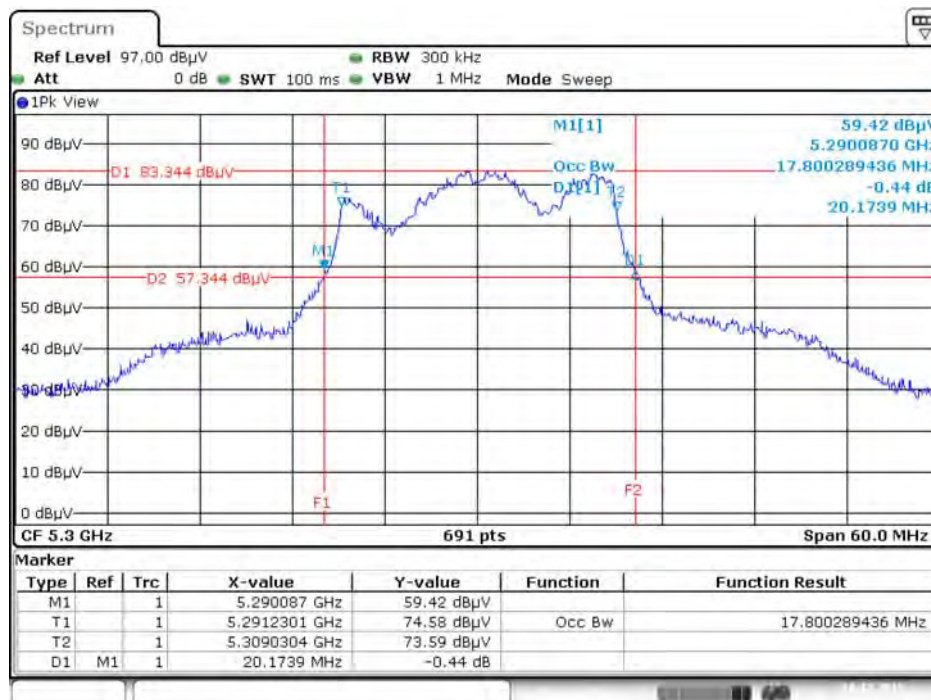
Date: 10.DEC.2015 20:57:14

26dB Bandwidth and 99% Occupied Bandwidth Plot on Configuration IEEE 802.11ac MCS0/Nss1 VHT20 / Chain 1 + Chain 2 + Chain 3 + Chain 4 / 5260 MHz



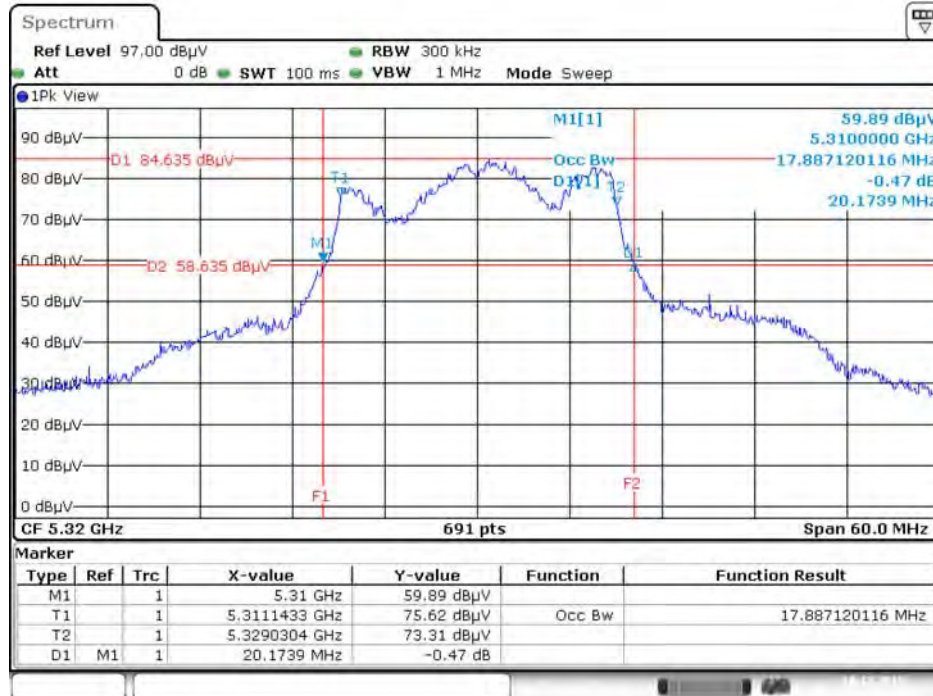
Date: 10.DEC.2015 21:17:24

26dB Bandwidth and 99% Occupied Bandwidth Plot on Configuration IEEE 802.11ac MCS0/Nss1 VHT20 / Chain 1 + Chain 2 + Chain 3 + Chain 4 / 5300 MHz



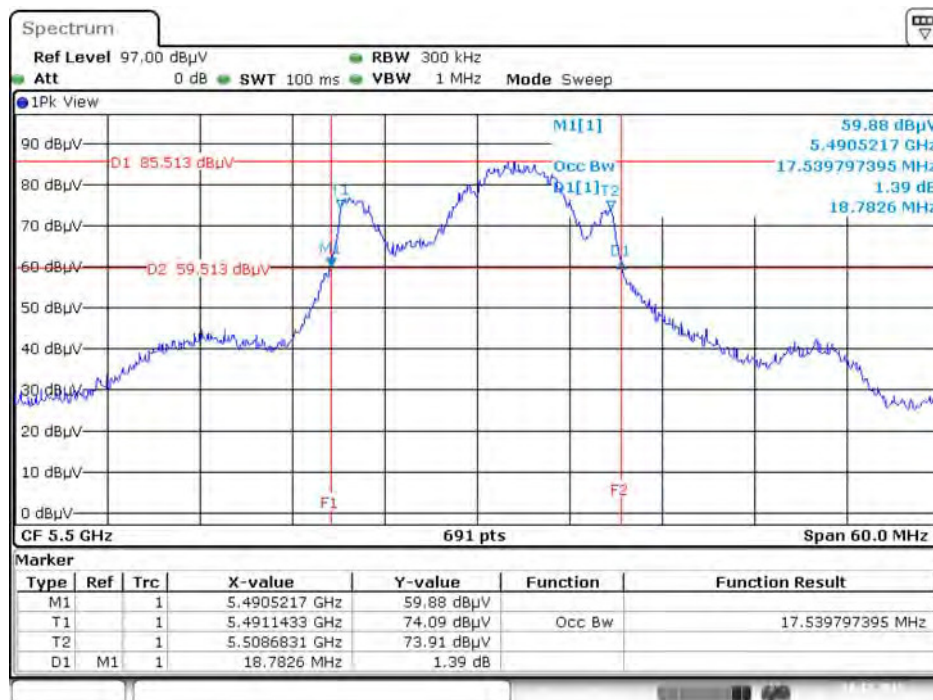
Date: 10.DEC.2015 21:35:39

**26dB Bandwidth and 99% Occupied Bandwidth Plot on Configuration IEEE 802.11ac MCS0/Nss1 VHT20 / Chain 1 + Chain 2 + Chain 3 + Chain 4 / 5320 MHz**



Date: 10.DEC.2015 21:39:37

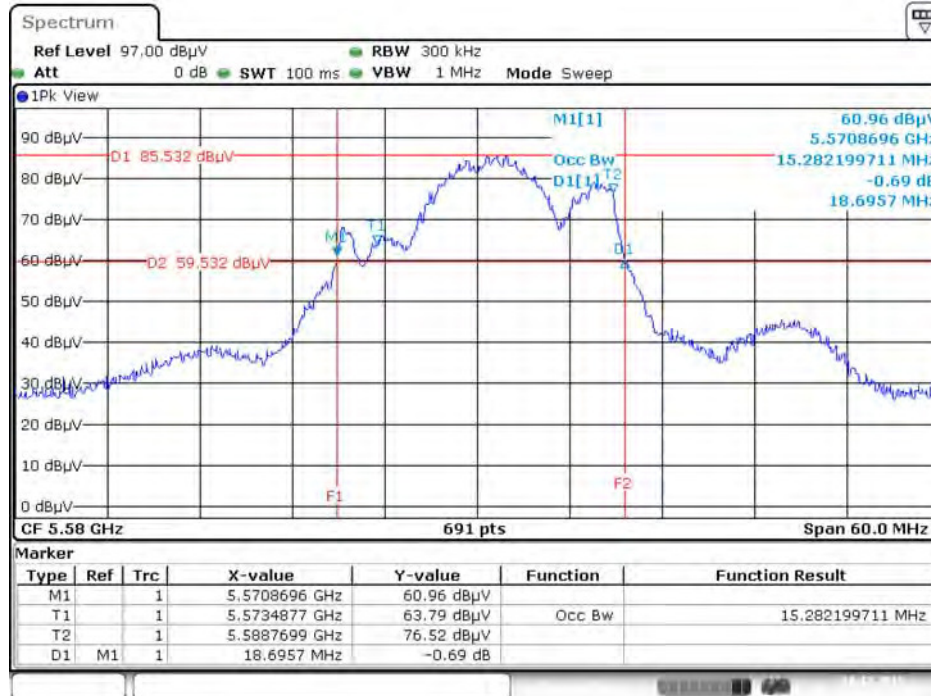
**26dB Bandwidth and 99% Occupied Bandwidth Plot on Configuration IEEE 802.11ac MCS0/Nss1 VHT20 / Chain 1 + Chain 2 + Chain 3 + Chain 4 / 5500 MHz**



Date: 10.DEC.2015 21:49:15

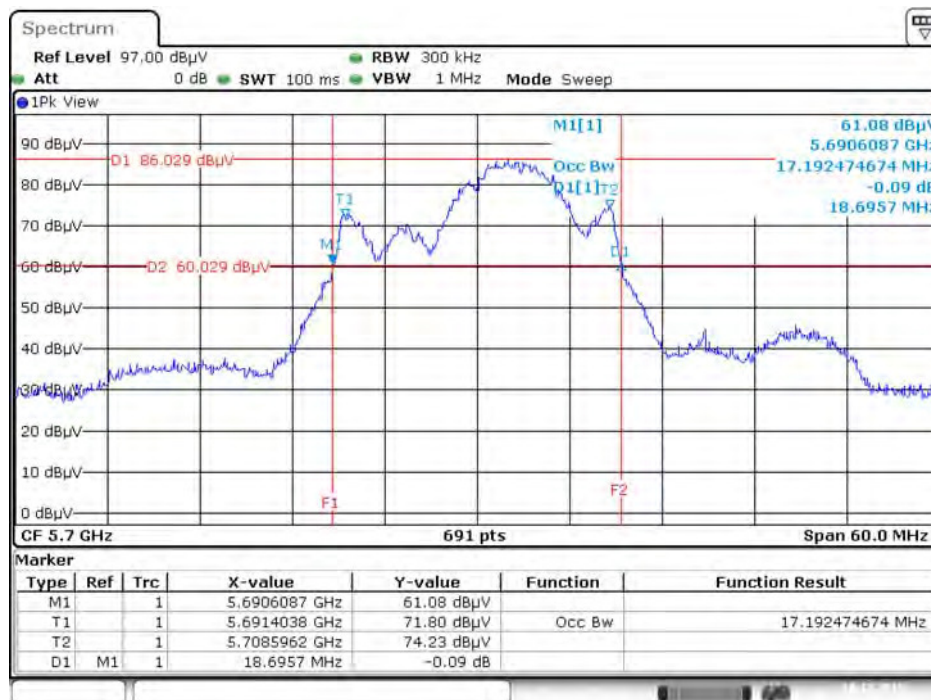


26dB Bandwidth and 99% Occupied Bandwidth Plot on Configuration IEEE 802.11ac MCS0/Nss1 VHT20 / Chain 1 + Chain 2 + Chain 3 + Chain 4 / 5580 MHz



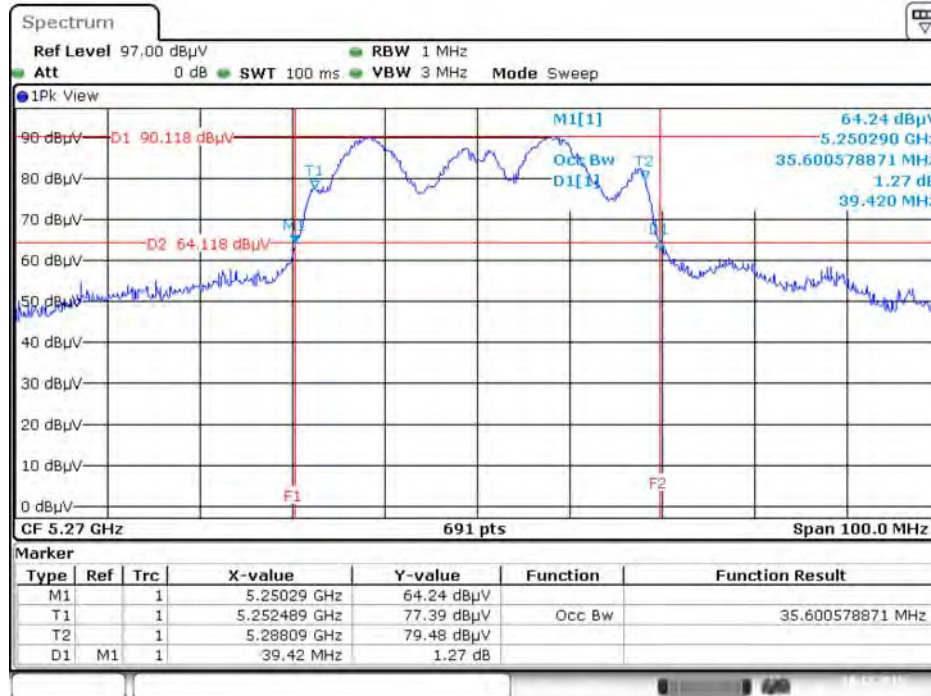
Date: 10.DEC.2015 21:51:53

26dB Bandwidth and 99% Occupied Bandwidth Plot on Configuration IEEE 802.11ac MCS0/Nss1 VHT20 / Chain 1 + Chain 2 + Chain 3 + Chain 4 / 5700 MHz



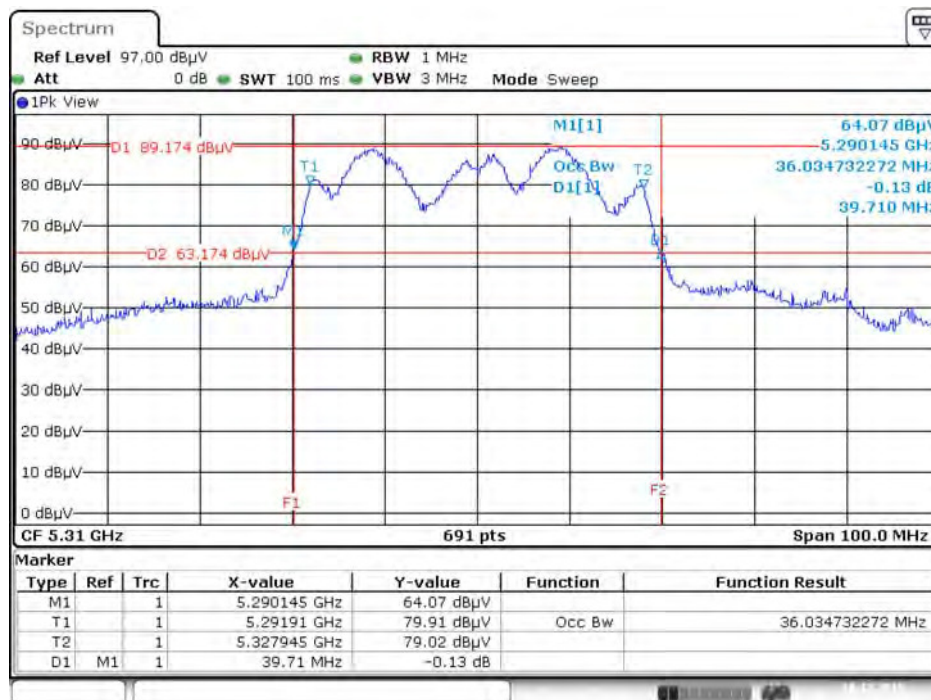
Date: 10.DEC.2015 21:54:29

26dB Bandwidth and 99% Occupied Bandwidth Plot on Configuration IEEE 802.11ac MCS0/Nss1 VHT40 / Chain 1 + Chain 2 + Chain 3 + Chain 4 / 5270 MHz



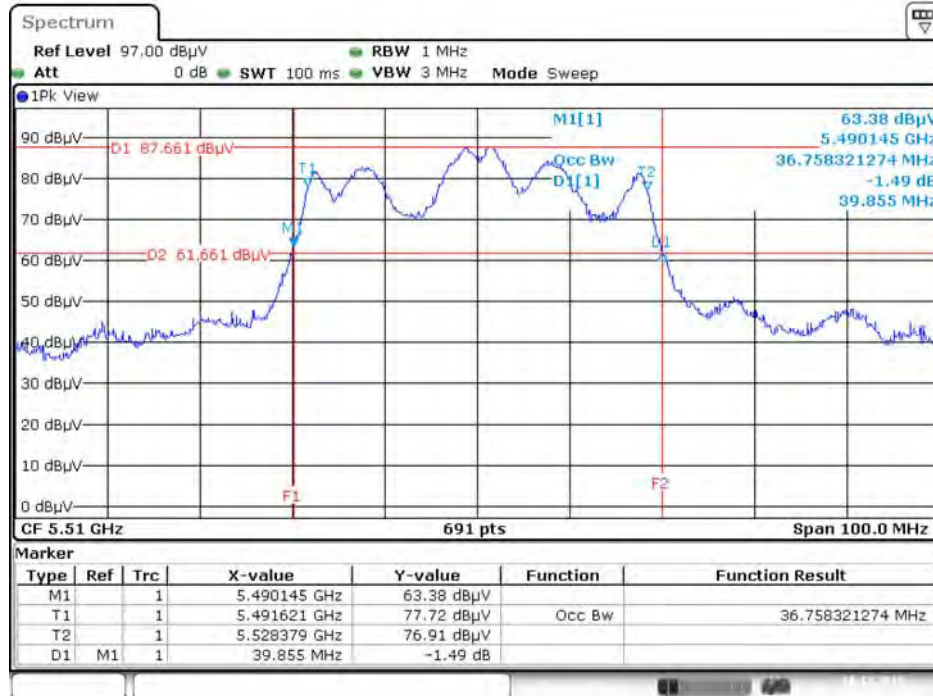
Date: 10.DEC.2015 22:24:58

26dB Bandwidth and 99% Occupied Bandwidth Plot on Configuration IEEE 802.11ac MCS0/Nss1 VHT40 / Chain 1 + Chain 2 + Chain 3 + Chain 4 / 5310 MHz



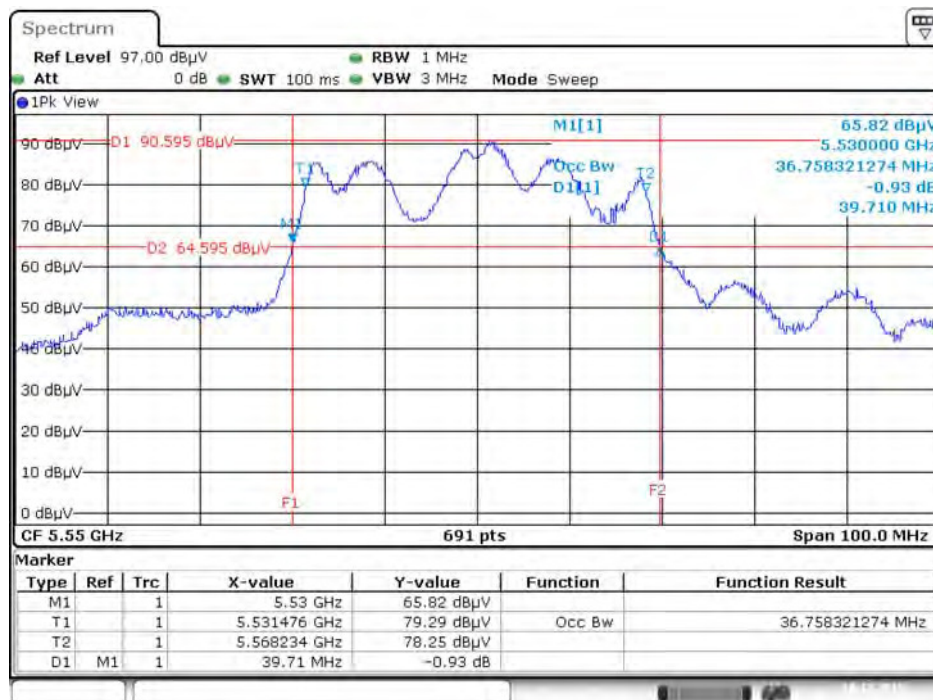
Date: 10.DEC.2015 22:27:09

26dB Bandwidth and 99% Occupied Bandwidth Plot on Configuration IEEE 802.11ac MCS0/Nss1 VHT40 / Chain 1 + Chain 2 + Chain 3 + Chain 4 / 5510 MHz



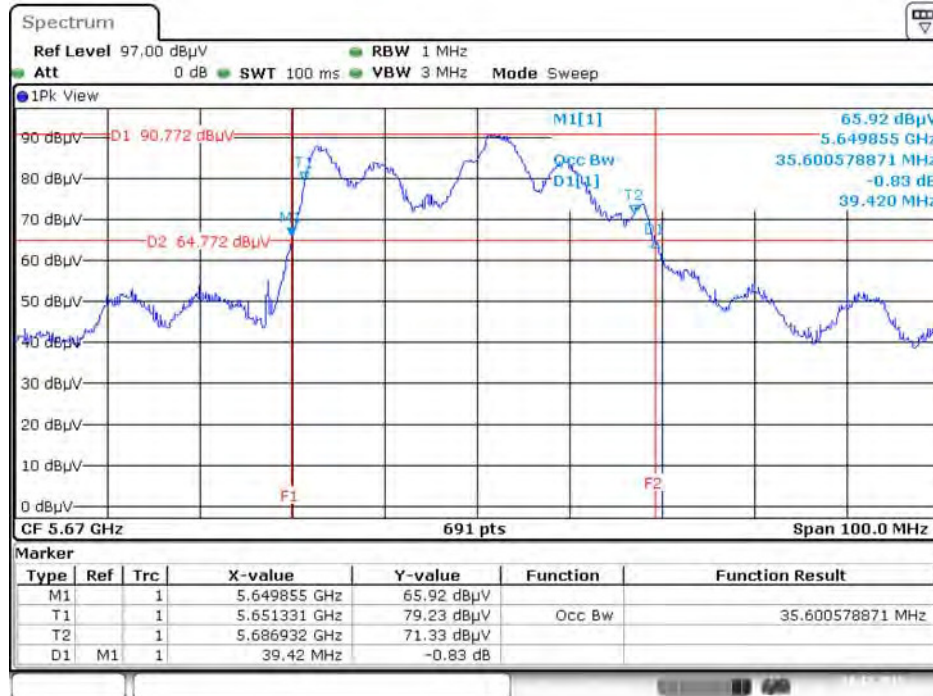
Date: 10.DEC.2015 22:29:47

26dB Bandwidth and 99% Occupied Bandwidth Plot on Configuration IEEE 802.11ac MCS0/Nss1 VHT40 / Chain 1 + Chain 2 + Chain 3 + Chain 4 / 5550 MHz



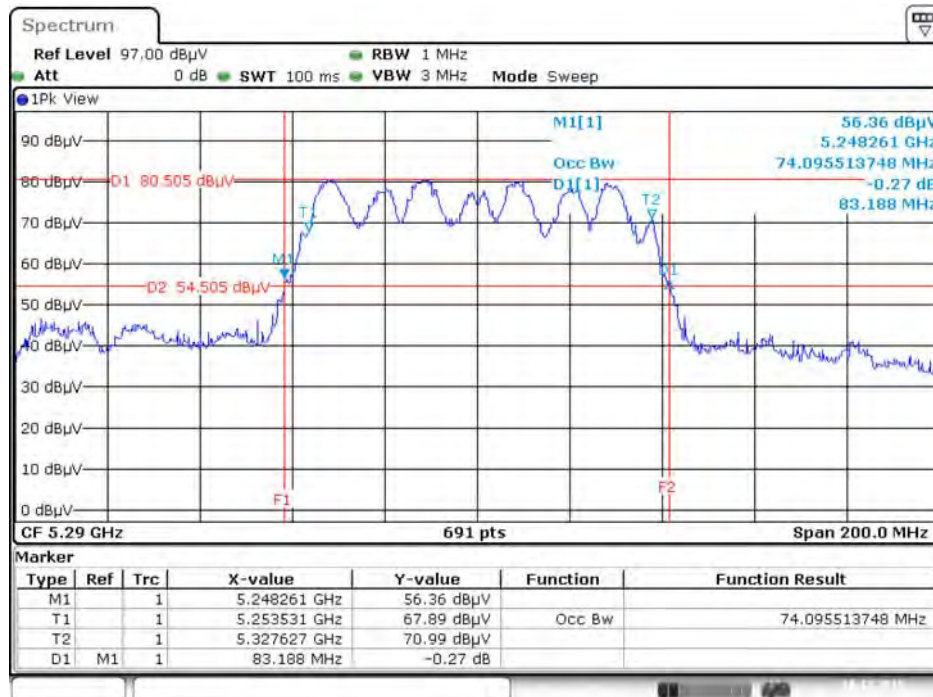
Date: 10.DEC.2015 22:32:07

26dB Bandwidth and 99% Occupied Bandwidth Plot on Configuration IEEE 802.11ac MCS0/Nss1 VHT40 / Chain 1 + Chain 2 + Chain 3 + Chain 4 / 5670 MHz



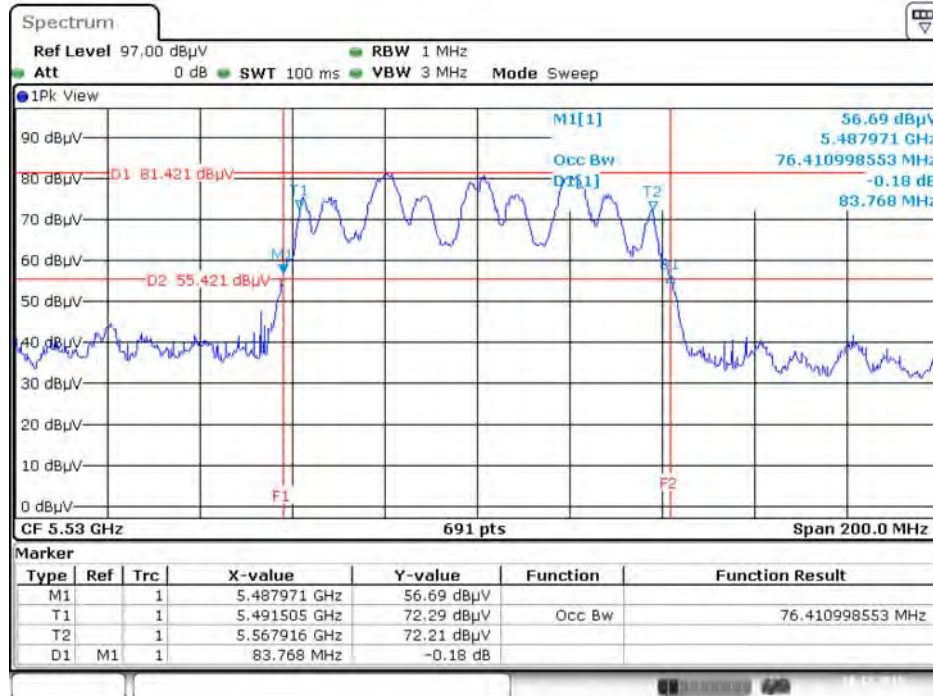
Date: 10.DEC.2015 22:55:48

26dB Bandwidth and 99% Occupied Bandwidth Plot on Configuration IEEE 802.11ac MCS0/Nss1 VHT80 / Chain 1 + Chain 2 + Chain 3 + Chain 4 / 5290 MHz



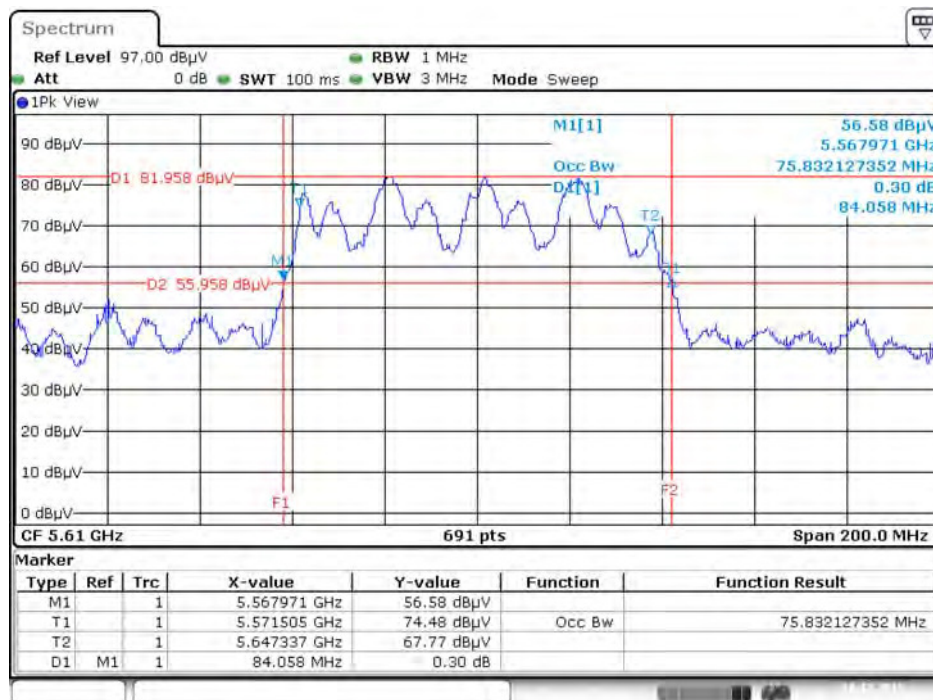
Date: 10.DEC.2015 23:09:27

**26dB Bandwidth and 99% Occupied Bandwidth Plot on Configuration IEEE 802.11ac MCS0/Nss1 VHT80 / Chain 1 + Chain 2 + Chain 3 + Chain 4 / 5530 MHz**



Date: 10.DEC.2015 23:11:27

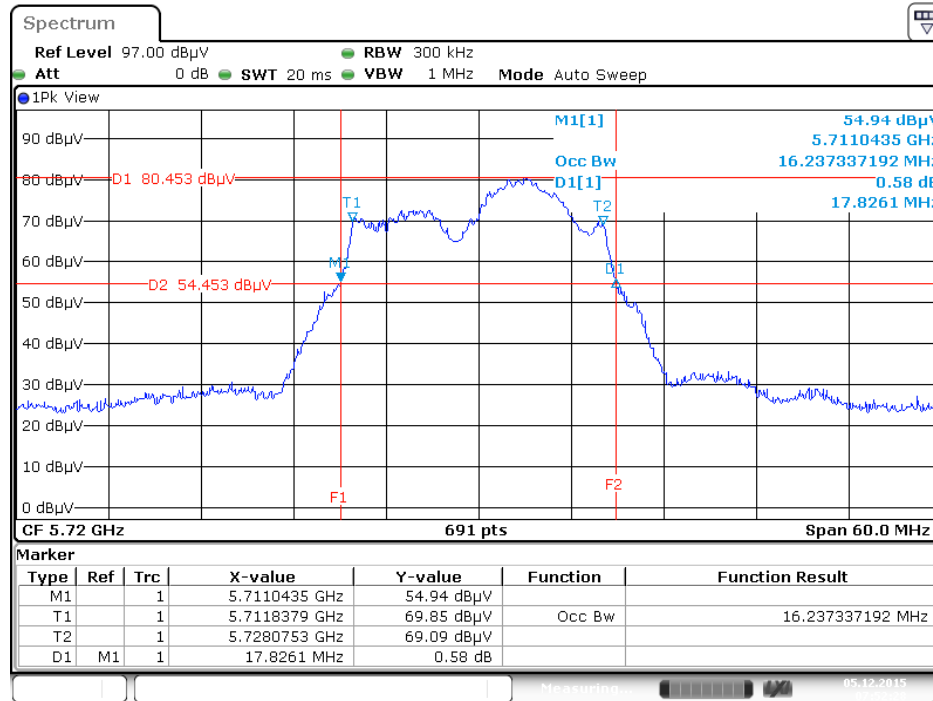
**26dB Bandwidth and 99% Occupied Bandwidth Plot on Configuration IEEE 802.11ac MCS0/Nss1 VHT80 / Chain 1 + Chain 2 + Chain 3 + Chain 4 / 5610 MHz**



Date: 10.DEC.2015 23:15:06

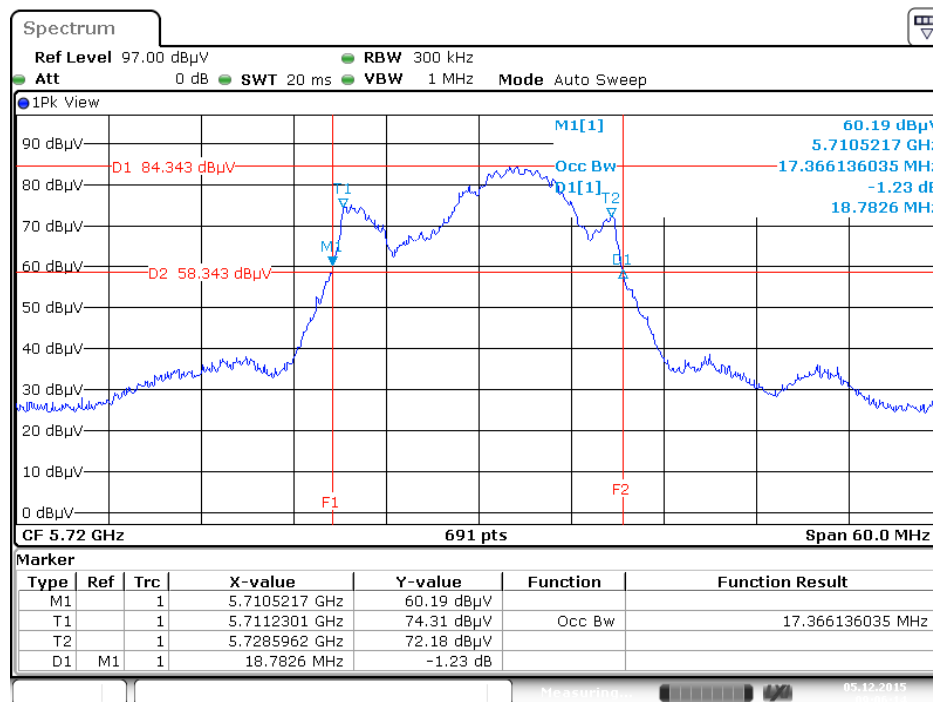
**Straddle Channel**

**26dB Bandwidth and 99% Occupied Bandwidth Plot on Configuration IEEE 802.11a / Chain 1 + Chain 2 + Chain 3 + Chain 4 / 5720 MHz**



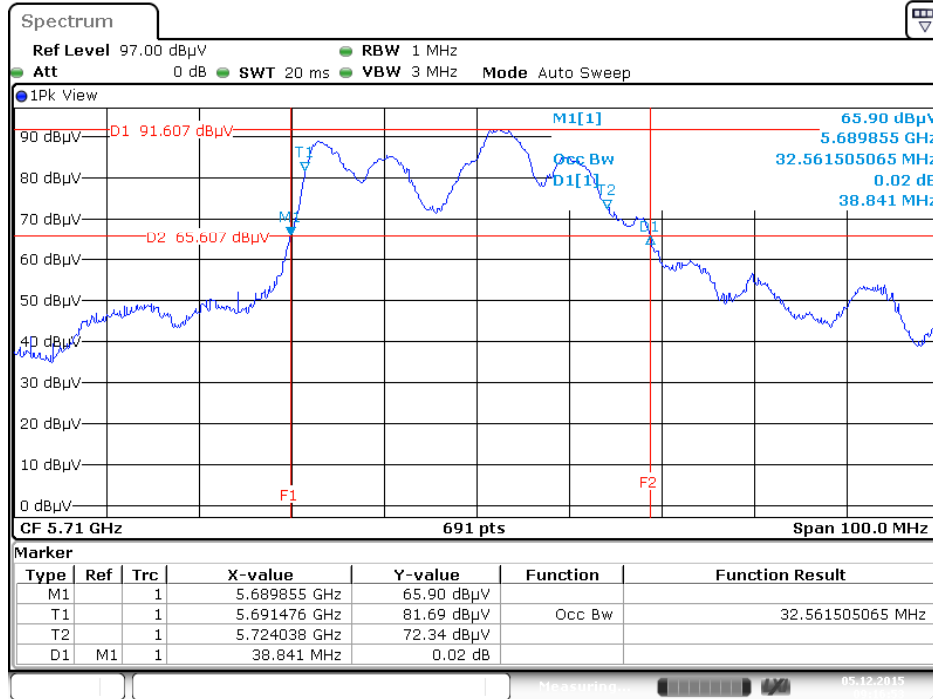
Date: 5 DEC 2015 07:52:28

**26dB Bandwidth and 99% Occupied Bandwidth Plot on Configuration IEEE 802.11ac MCS0/Nss1 VHT20 / Chain 1 + Chain 2 + Chain 3 + Chain 4 / 5720 MHz**



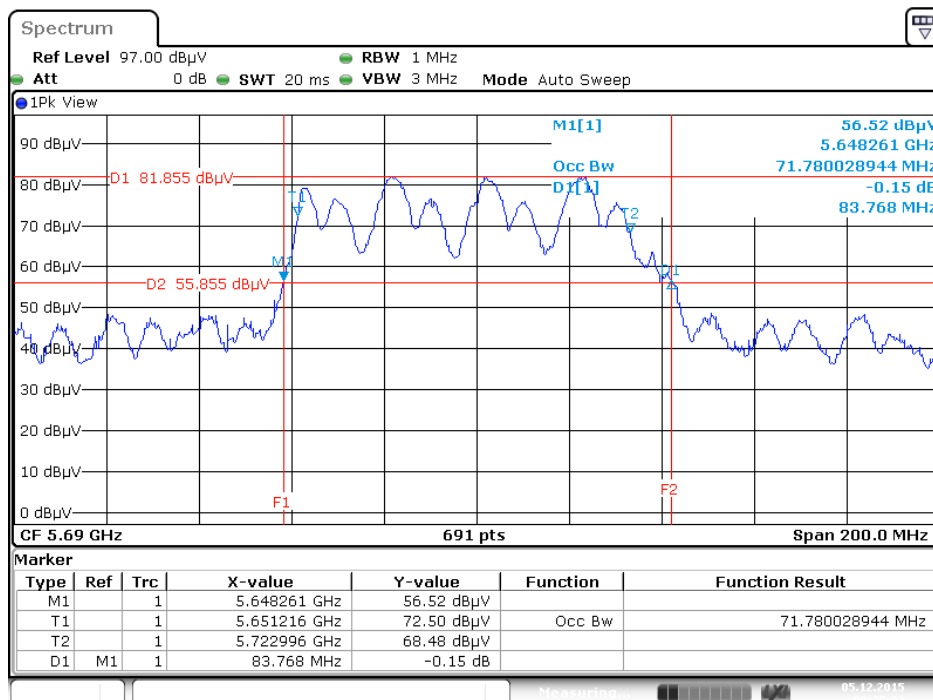
Date: 5 DEC 2015 09:06:14

**26dB Bandwidth and 99% Occupied Bandwidth Plot on Configuration IEEE 802.11ac MCS0/Nss1 VHT40 / Chain 1 + Chain 2 + Chain 3 + Chain 4 / 5710 MHz**



Date: 5 DEC 2015 09:16:53

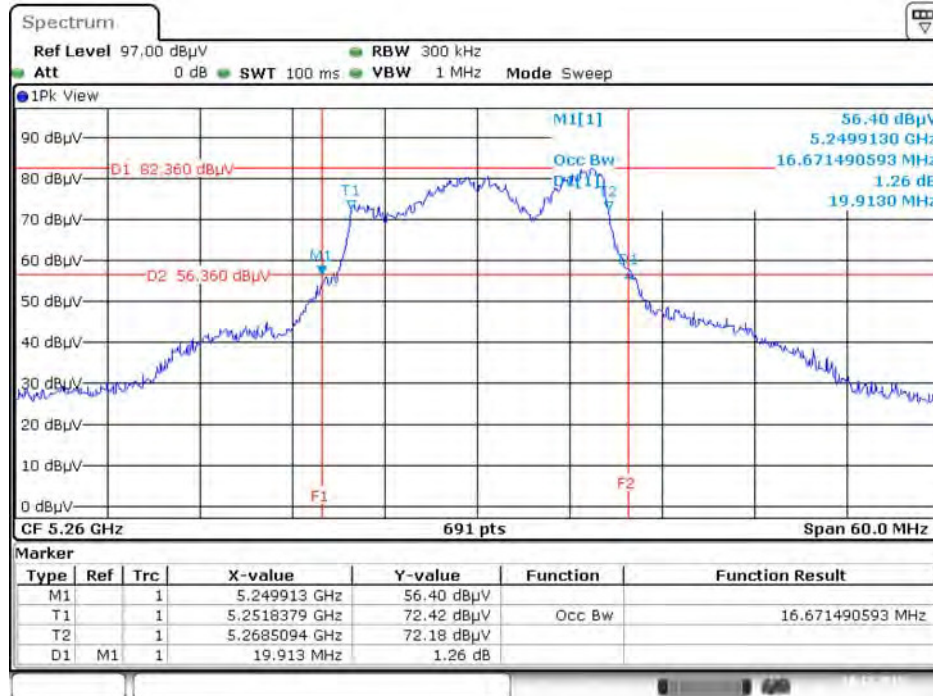
**26dB Bandwidth and 99% Occupied Bandwidth Plot on Configuration IEEE 802.11ac MCS0/Nss1 VHT80 / Chain 1 + Chain 2 + Chain 3 + Chain 4 / 5690 MHz**



Date: 5 DEC 2015 09:25:02

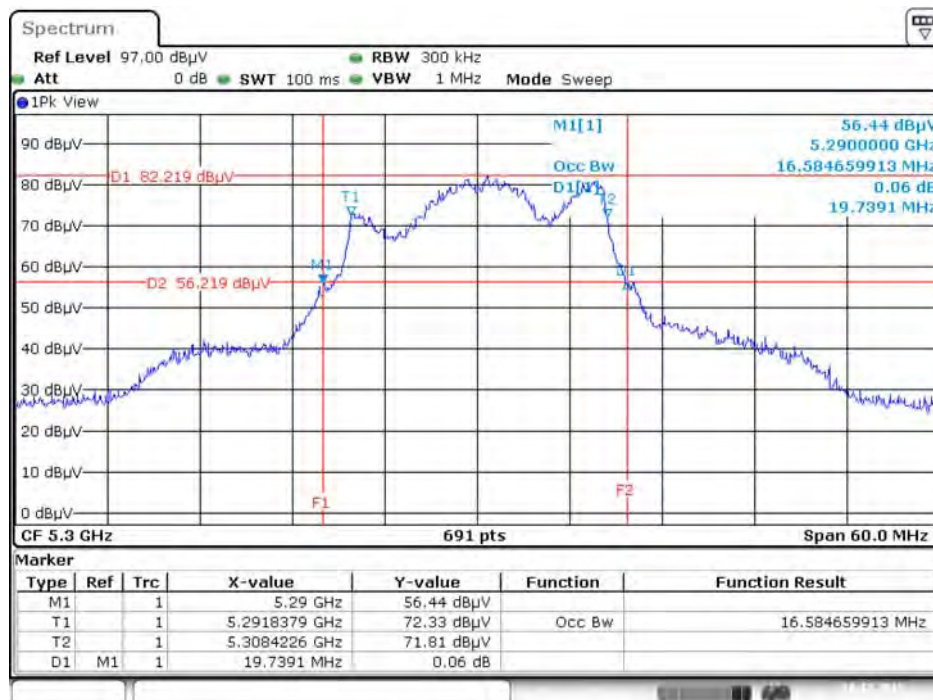
**Mode 4: EUT 1 + Set 4 Sector Antenna / 7.5 dBi**

**26dB Bandwidth and 99% Occupied Bandwidth Plot on Configuration IEEE 802.11a / Chain 1 + Chain 2 + Chain 3 + Chain 4 / 5260 MHz**



Date: 10.DEC.2015 20:24:07

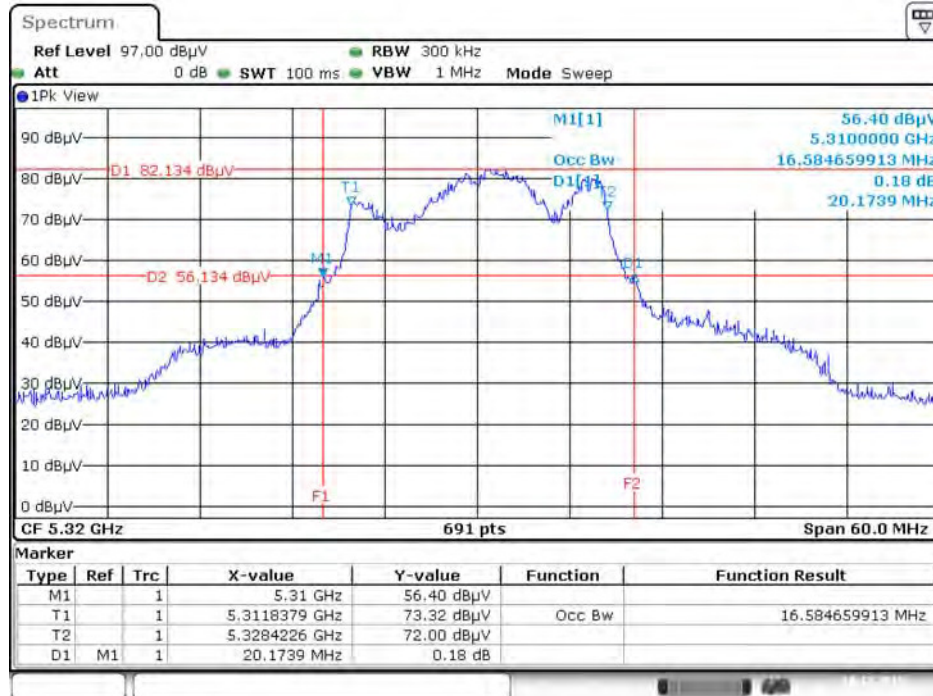
**26dB Bandwidth and 99% Occupied Bandwidth Plot on Configuration IEEE 802.11a / Chain 1 + Chain 2 + Chain 3 + Chain 4 / 5300 MHz**



Date: 10.DEC.2015 20:31:41

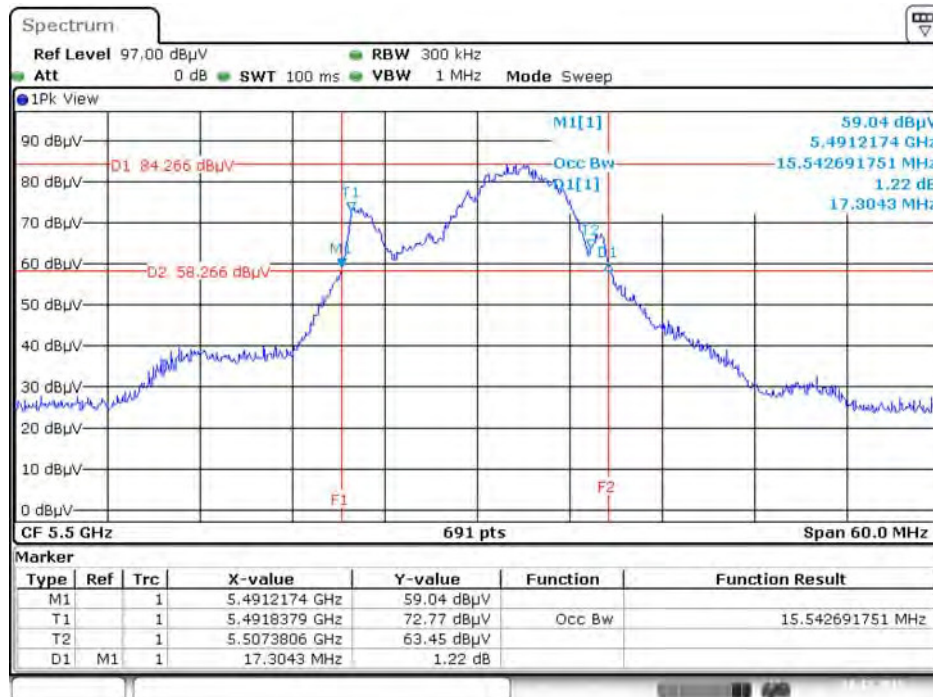


**26dB Bandwidth and 99% Occupied Bandwidth Plot on Configuration IEEE 802.11a / Chain 1 + Chain 2 + Chain 3 + Chain 4 / 5320 MHz**



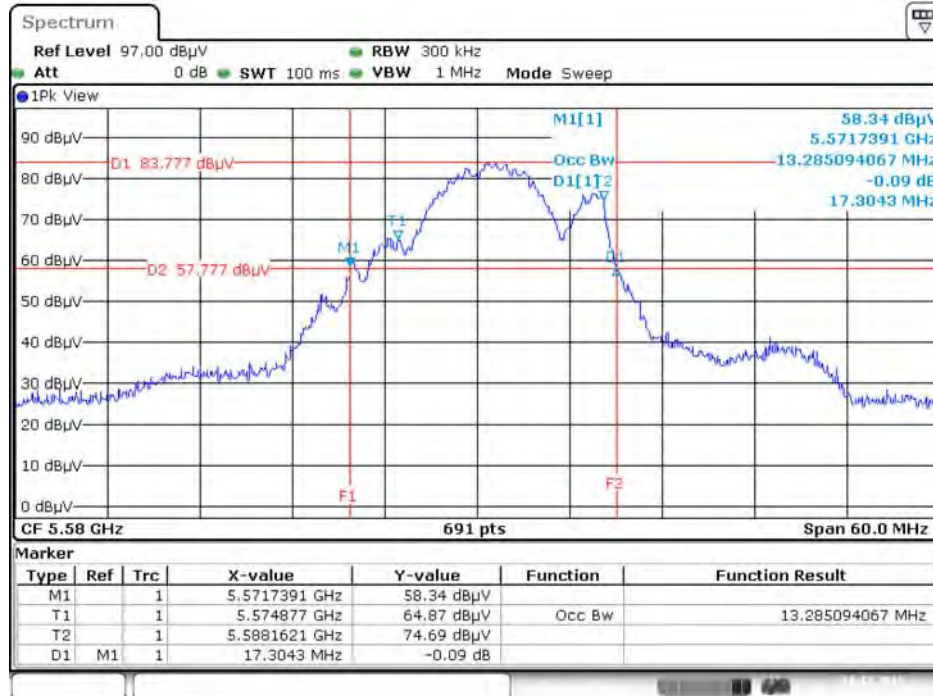
Date: 10.DEC.2015 20:34:58

**26dB Bandwidth and 99% Occupied Bandwidth Plot on Configuration IEEE 802.11a / Chain 1 + Chain 2 + Chain 3 + Chain 4 / 5500 MHz**



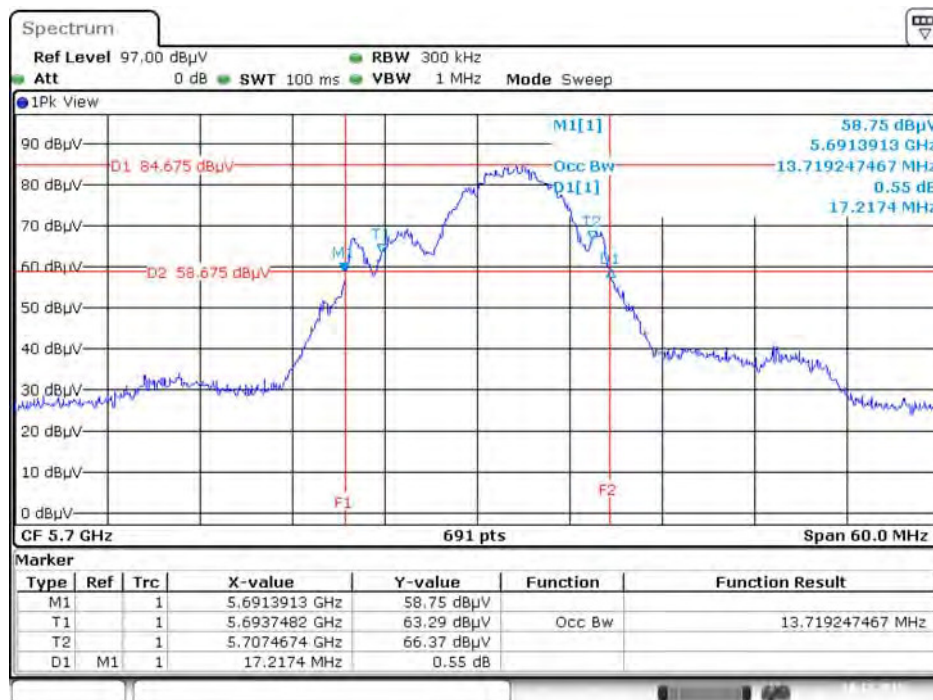
Date: 10.DEC.2015 20:38:50

**26dB Bandwidth and 99% Occupied Bandwidth Plot on Configuration IEEE 802.11a / Chain 1 + Chain 2 + Chain 3 + Chain 4 / 5580 MHz**



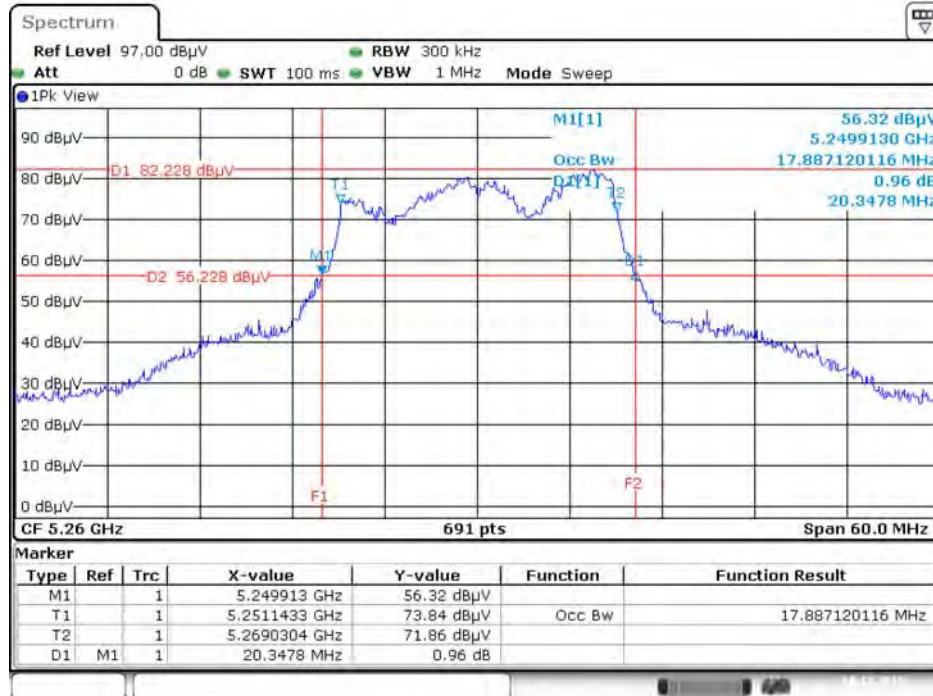
Date: 10.DEC.2015 20:56:11

**26dB Bandwidth and 99% Occupied Bandwidth Plot on Configuration IEEE 802.11a / Chain 1 + Chain 2 + Chain 3 + Chain 4 / 5700 MHz**



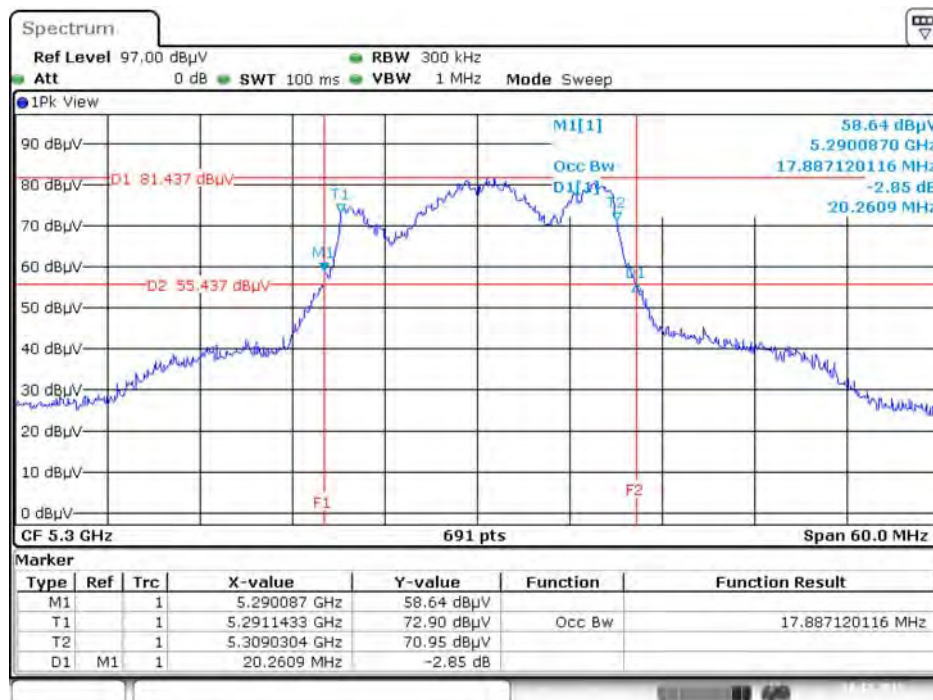
Date: 10.DEC.2015 20:58:58

26dB Bandwidth and 99% Occupied Bandwidth Plot on Configuration IEEE 802.11ac MCS0/Nss1 VHT20 / Chain 1 + Chain 2 + Chain 3 + Chain 4 / 5260 MHz



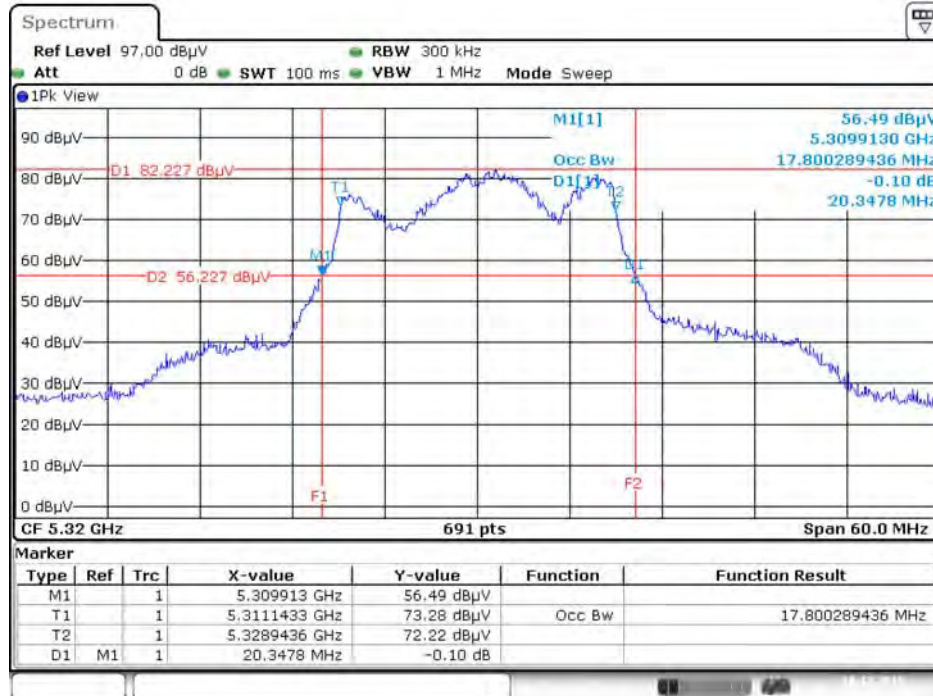
Date: 10.DEC.2015 21:20:02

26dB Bandwidth and 99% Occupied Bandwidth Plot on Configuration IEEE 802.11ac MCS0/Nss1 VHT20 / Chain 1 + Chain 2 + Chain 3 + Chain 4 / 5300 MHz



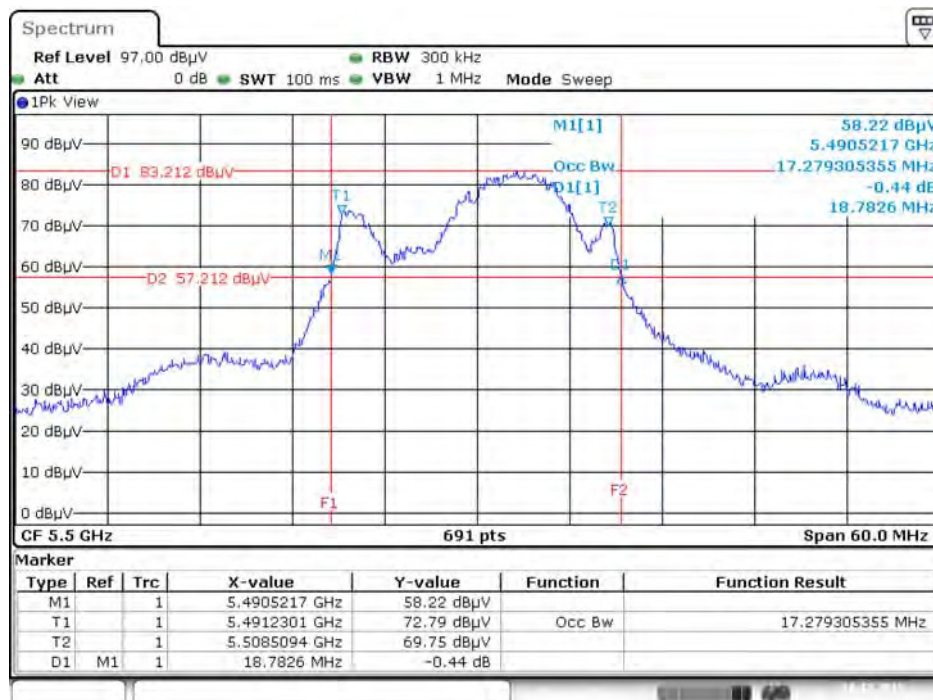
Date: 10.DEC.2015 21:37:46

**26dB Bandwidth and 99% Occupied Bandwidth Plot on Configuration IEEE 802.11ac MCS0/Nss1 VHT20 / Chain 1 + Chain 2 + Chain 3 + Chain 4 / 5320 MHz**



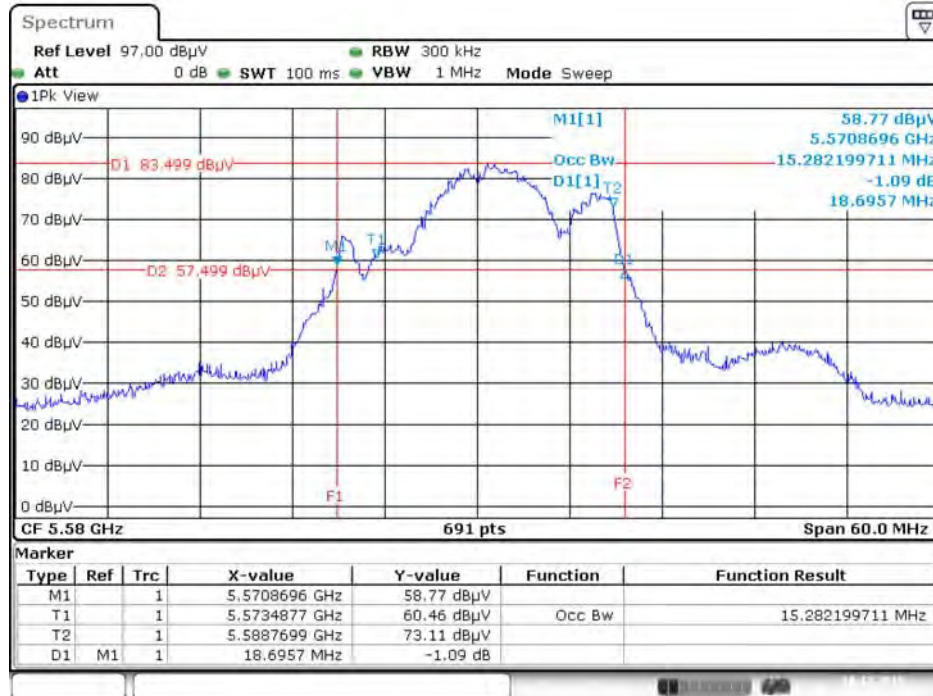
Date: 10.DEC.2015 21:48:16

**26dB Bandwidth and 99% Occupied Bandwidth Plot on Configuration IEEE 802.11ac MCS0/Nss1 VHT20 / Chain 1 + Chain 2 + Chain 3 + Chain 4 / 5500 MHz**



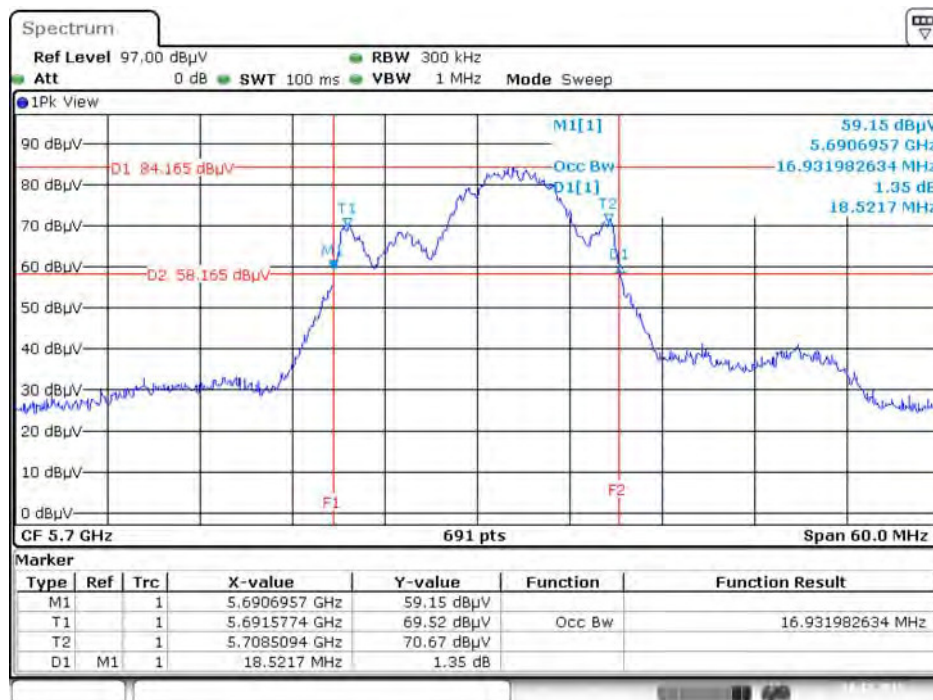
Date: 10.DEC.2015 21:50:56

26dB Bandwidth and 99% Occupied Bandwidth Plot on Configuration IEEE 802.11ac MCS0/Nss1 VHT20 / Chain 1 + Chain 2 + Chain 3 + Chain 4 / 5580 MHz



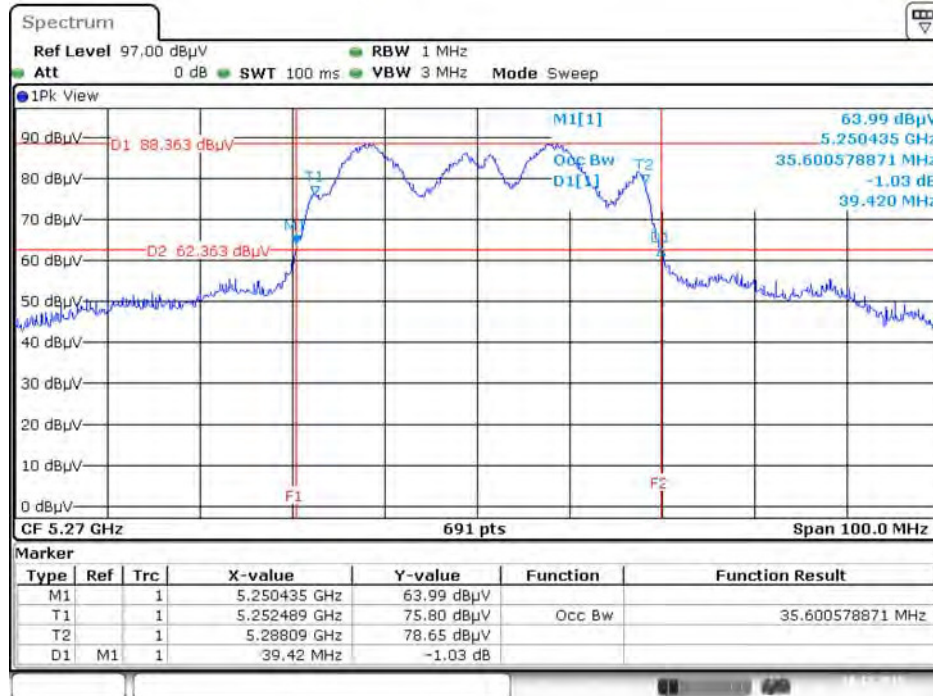
Date: 10.DEC.2015 21:53:38

26dB Bandwidth and 99% Occupied Bandwidth Plot on Configuration IEEE 802.11ac MCS0/Nss1 VHT20 / Chain 1 + Chain 2 + Chain 3 + Chain 4 / 5700 MHz



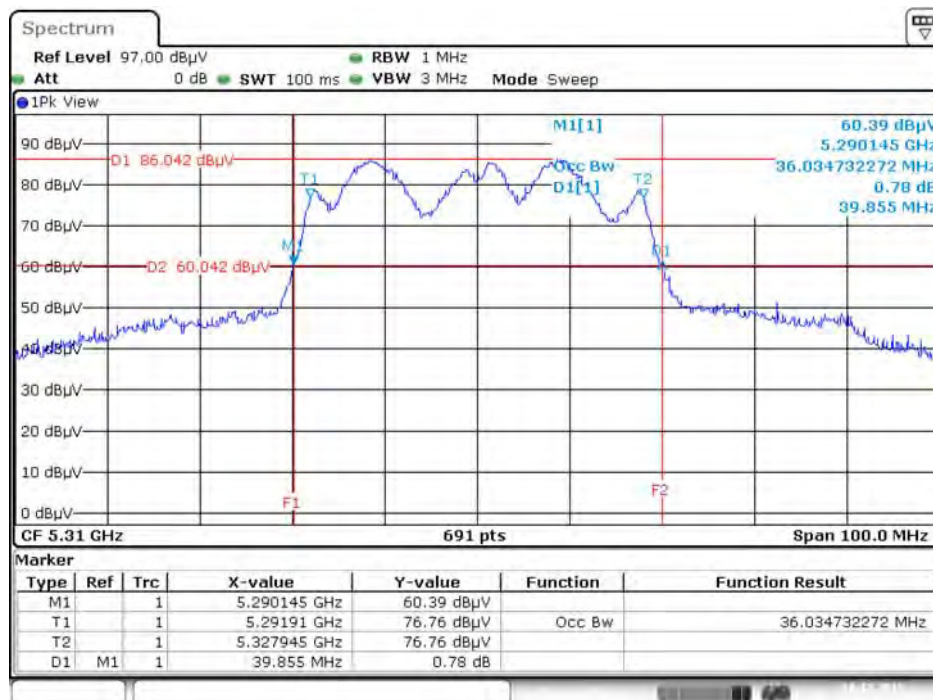
Date: 10.DEC.2015 21:56:06

**26dB Bandwidth and 99% Occupied Bandwidth Plot on Configuration IEEE 802.11ac MCS0/Nss1 VHT40 / Chain 1 + Chain 2 + Chain 3 + Chain 4 / 5270 MHz**



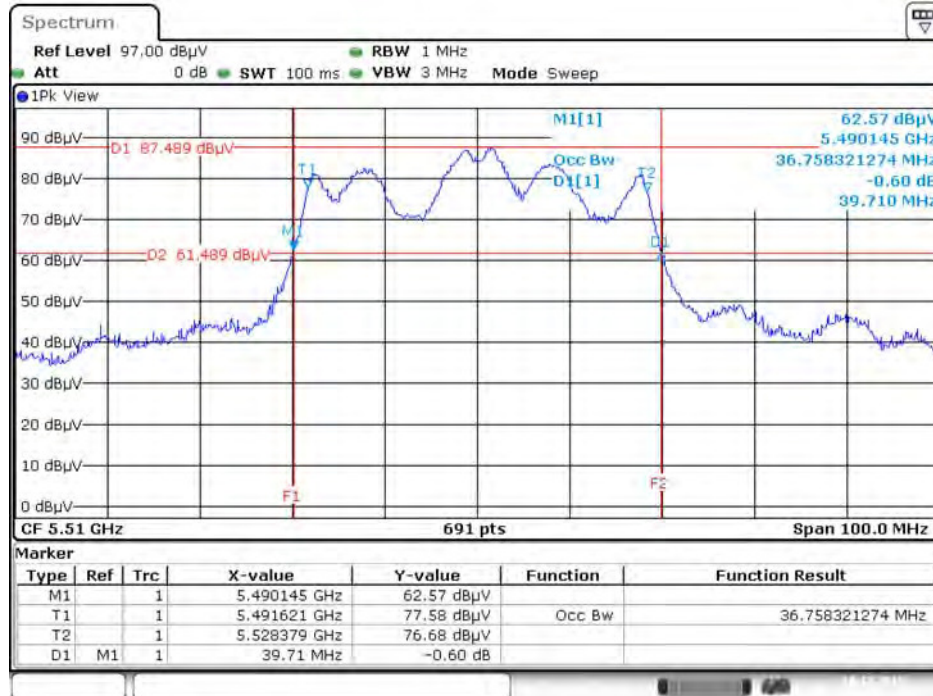
Date: 10.DEC.2015 22:26:21

**26dB Bandwidth and 99% Occupied Bandwidth Plot on Configuration IEEE 802.11ac MCS0/Nss1 VHT40 / Chain 1 + Chain 2 + Chain 3 + Chain 4 / 5310 MHz**



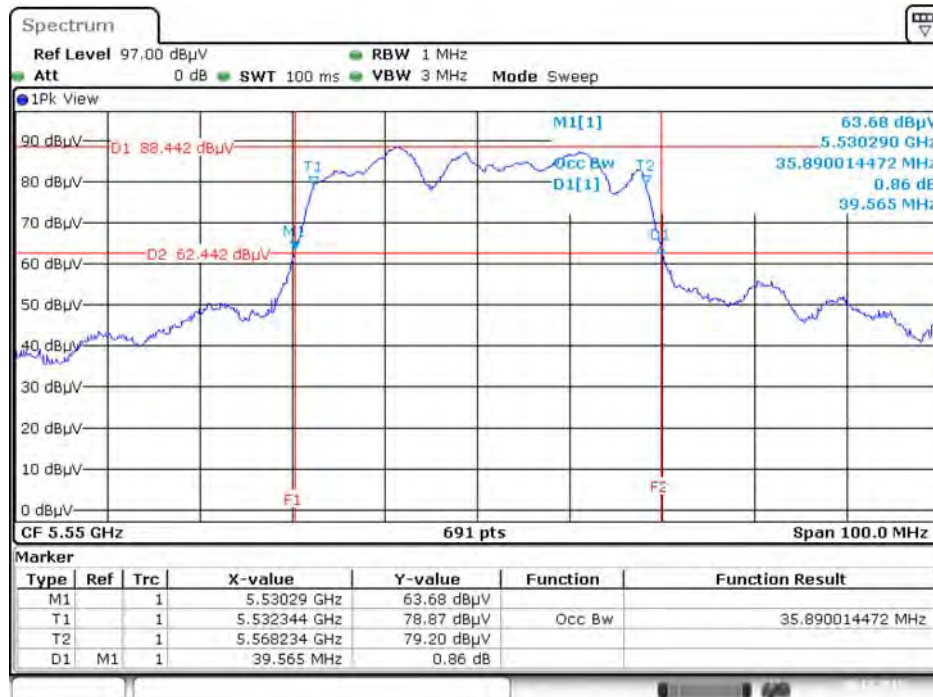
Date: 10.DEC.2015 22:27:42

26dB Bandwidth and 99% Occupied Bandwidth Plot on Configuration IEEE 802.11ac MCS0/Nss1 VHT40 / Chain 1 + Chain 2 + Chain 3 + Chain 4 / 5510 MHz



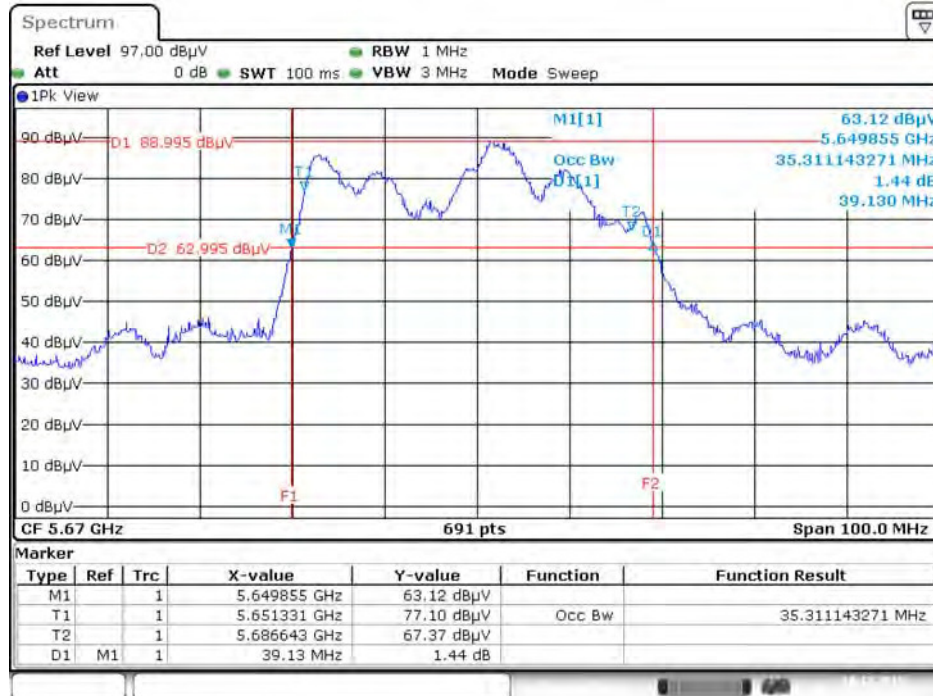
Date: 10.DEC.2015 22:31:42

26dB Bandwidth and 99% Occupied Bandwidth Plot on Configuration IEEE 802.11ac MCS0/Nss1 VHT40 / Chain 1 + Chain 2 + Chain 3 + Chain 4 / 5550 MHz



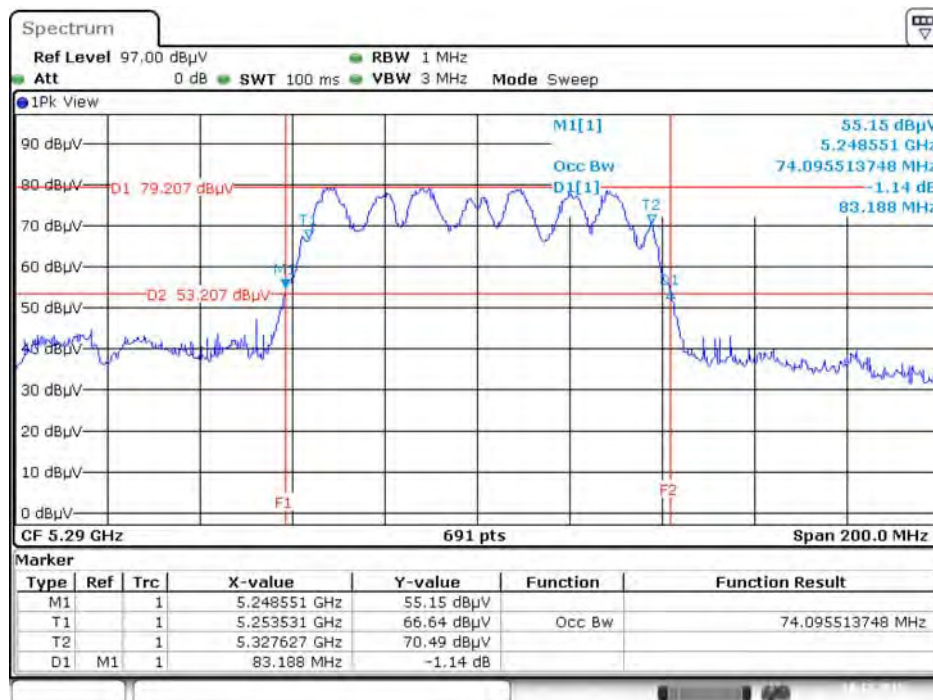
Date: 30.DEC.2015 01:33:26

26dB Bandwidth and 99% Occupied Bandwidth Plot on Configuration IEEE 802.11ac MCS0/Nss1 VHT40 / Chain 1 + Chain 2 + Chain 3 + Chain 4 / 5670 MHz



Date: 10.DEC.2015 22:58:08

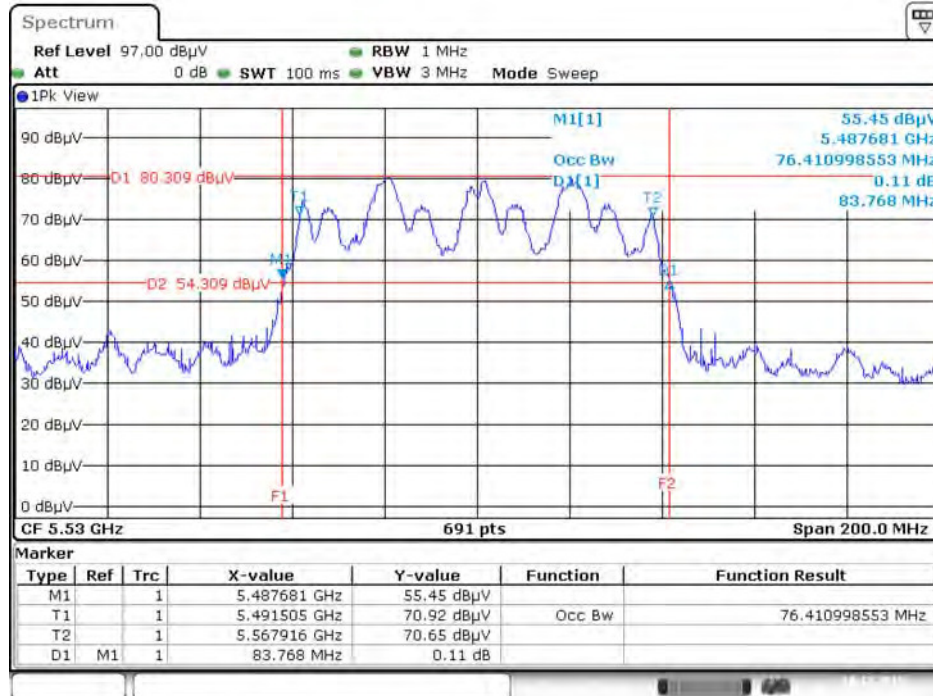
26dB Bandwidth and 99% Occupied Bandwidth Plot on Configuration IEEE 802.11ac MCS0/Nss1 VHT80 / Chain 1 + Chain 2 + Chain 3 + Chain 4 / 5290 MHz



Date: 10.DEC.2015 23:10:58

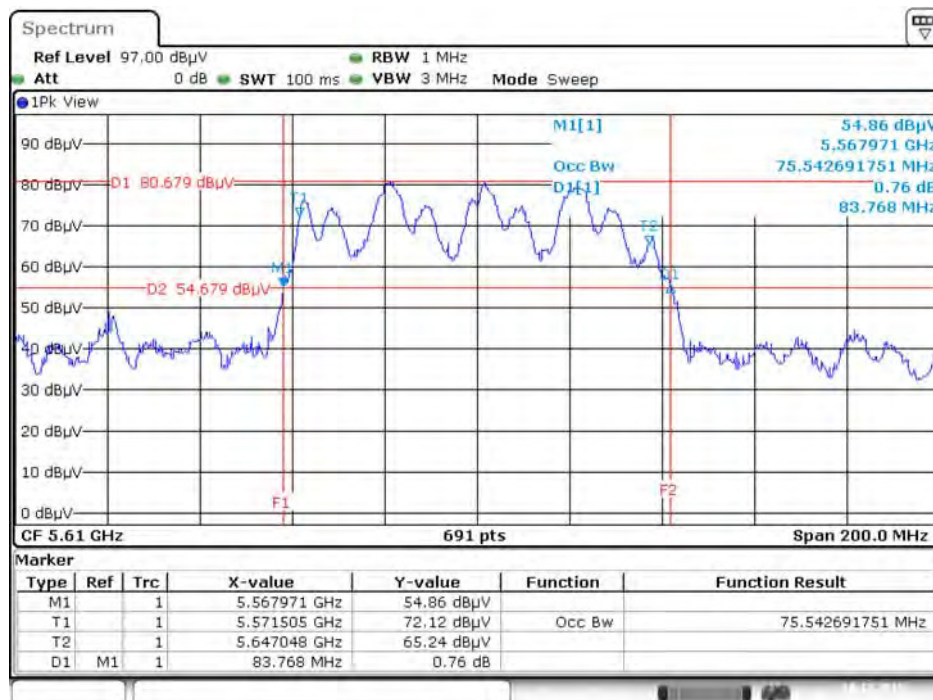


**26dB Bandwidth and 99% Occupied Bandwidth Plot on Configuration IEEE 802.11ac MCS0/Nss1 VHT80 / Chain 1 + Chain 2 + Chain 3 + Chain 4 / 5530 MHz**



Date: 10.DEC.2015 23:11:55

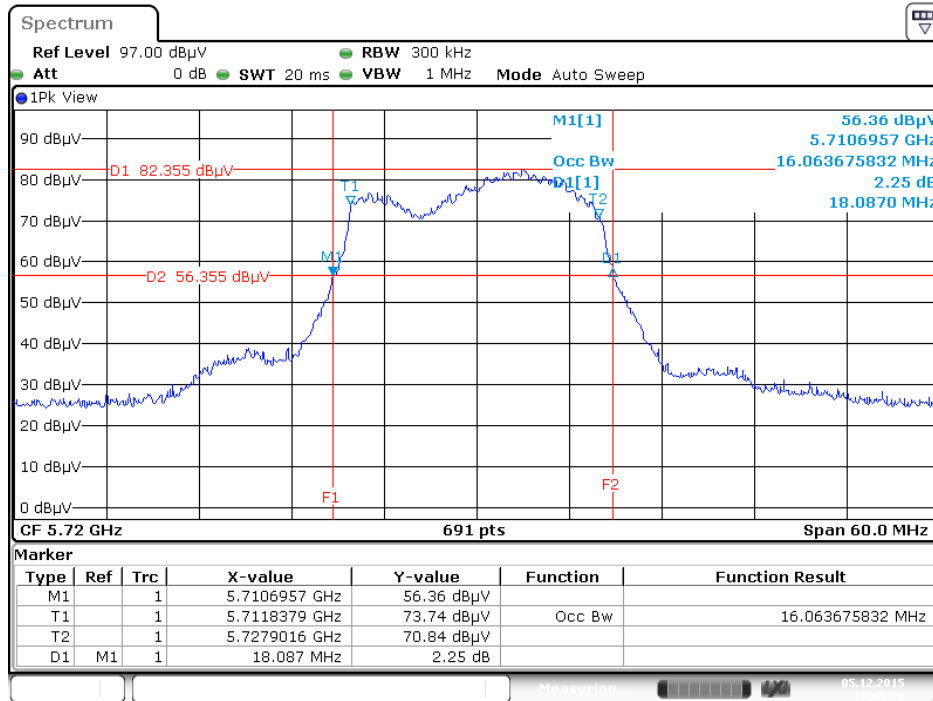
**26dB Bandwidth and 99% Occupied Bandwidth Plot on Configuration IEEE 802.11ac MCS0/Nss1 VHT80 / Chain 1 + Chain 2 + Chain 3 + Chain 4 / 5610 MHz**



Date: 10.DEC.2015 23:18:54

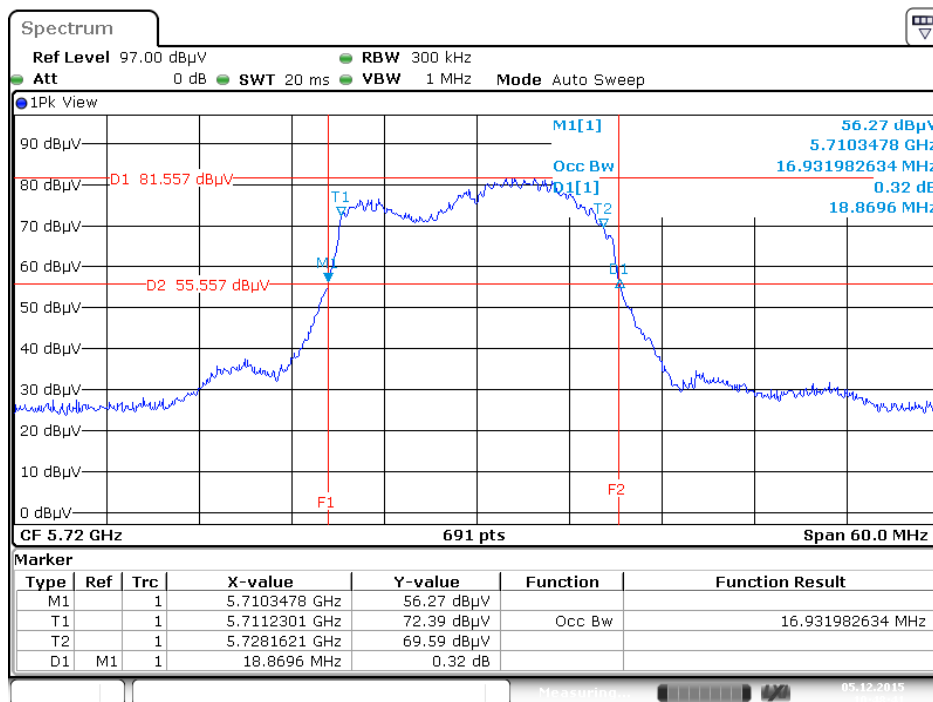
**Straddle Channel**

**26dB Bandwidth and 99% Occupied Bandwidth Plot on Configuration IEEE 802.11a / Chain 1 + Chain 2 + Chain 3 + Chain 4 / 5720 MHz**



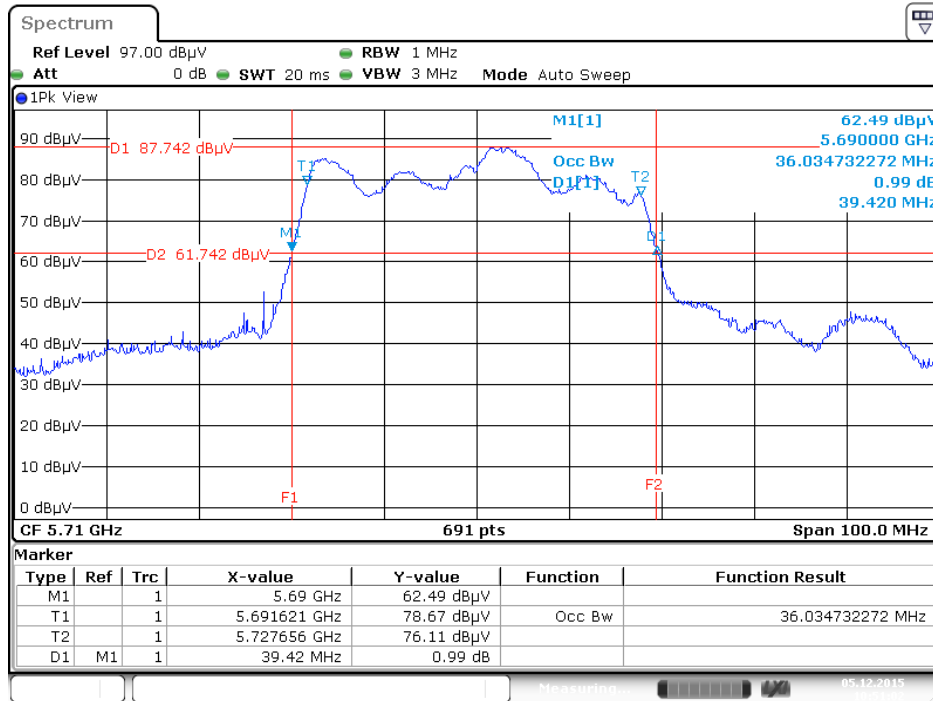
Date: 5 DEC 2015 10:45:38

**26dB Bandwidth and 99% Occupied Bandwidth Plot on Configuration IEEE 802.11ac MCS0/Nss1 VHT20 / Chain 1 + Chain 2 + Chain 3 + Chain 4 / 5720 MHz**



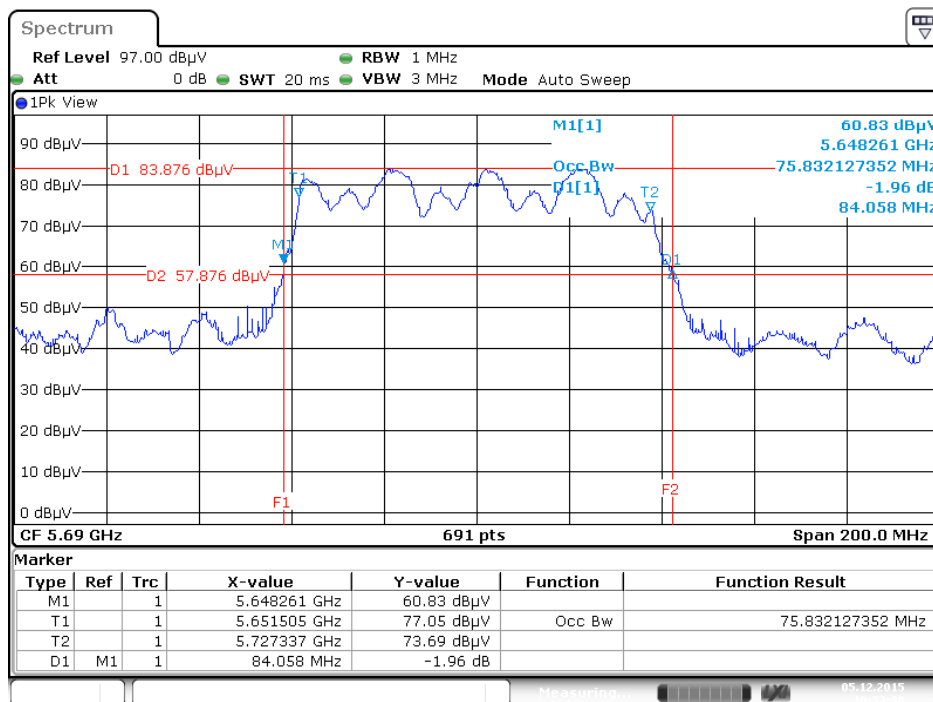
Date: 5 DEC 2015 10:48:41

**26dB Bandwidth and 99% Occupied Bandwidth Plot on Configuration IEEE 802.11ac MCS0/Nss1 VHT40 / Chain 1 + Chain 2 + Chain 3 + Chain 4 / 5710 MHz**



Date: 5 DEC 2015 10:51:03

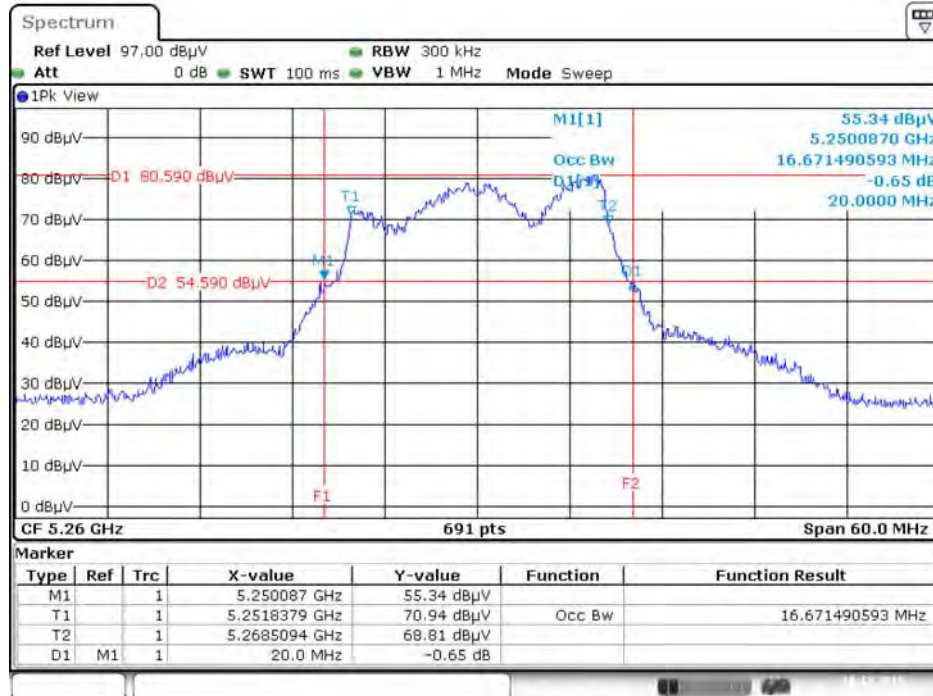
**26dB Bandwidth and 99% Occupied Bandwidth Plot on Configuration IEEE 802.11ac MCS0/Nss1 VHT80 / Chain 1 + Chain 2 + Chain 3 + Chain 4 / 5690 MHz**



Date: 5 DEC 2015 10:53:38

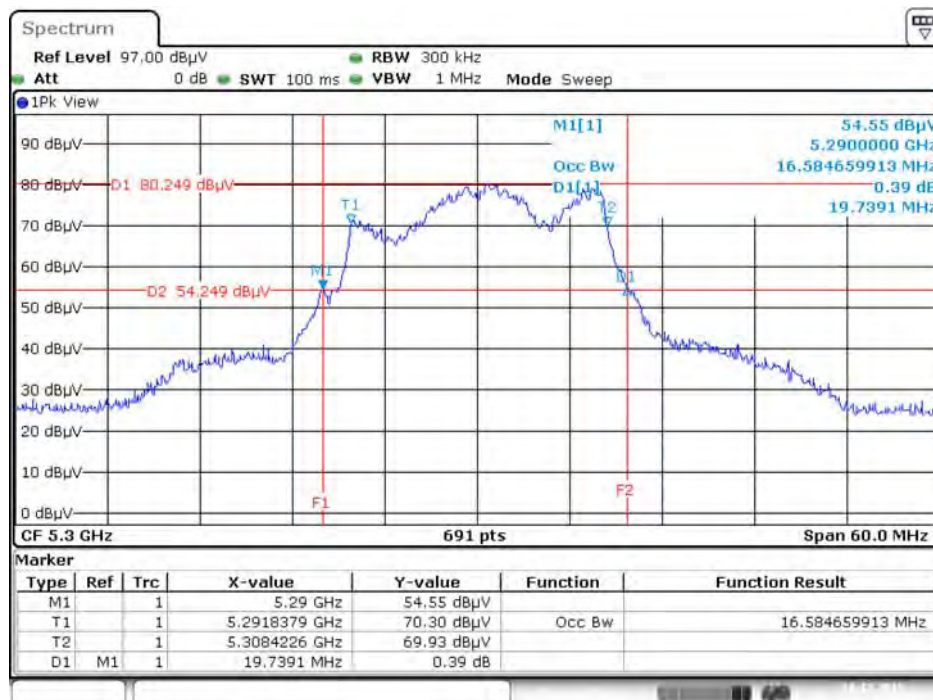
**Mode 5: EUT 1 + Set 5 Panel Antenna / 6 dBi**

**26dB Bandwidth and 99% Occupied Bandwidth Plot on Configuration IEEE 802.11a / Chain 1 + Chain 2 + Chain 3 + Chain 4 / 5260 MHz**



Date: 10.DEC.2015 20:24:26

**26dB Bandwidth and 99% Occupied Bandwidth Plot on Configuration IEEE 802.11a / Chain 1 + Chain 2 + Chain 3 + Chain 4 / 5300 MHz**



Date: 10.DEC.2015 20:31:58