

## Appendix A. Test Photos


## 1. Photographs of Conducted Emissions Test Configuration

Test Mode: Mode 2

FRONT VIEW



REAR VIEW



## 2. Photographs of Radiated Emissions Test Configuration

Test Configuration: 9kHz ~30MHz / Test Mode: Mode 2

FRONT VIEW




REAR VIEW





Test Configuration: 30MHz~1GHz / Test Mode: Mode 2

FRONT VIEW




REAR VIEW




Test Configuration: Above 1GHz

Test Mode 1: EUT 1 + Set 1 Sector Antenna / 6.5 dBi

FRONT VIEW



REAR VIEW





Test Mode 2: EUT 1 + Set 2 Sector Antenna / 4.5 dBi

FRONT VIEW




REAR VIEW




Test Mode 3: EUT 1 + Set 3 Sector Antenna / 5.5 dBi

FRONT VIEW




REAR VIEW




Mode 4: EUT 1 + Set 4 Sector Antenna / 7.5 dBi

FRONT VIEW




REAR VIEW






Test Mode 5: EUT 1 + Set 5 Panel Antenna / 6 dBi

FRONT VIEW




REAR VIEW




Test Mode 6: EUT 1 + Set 7 Sector Antenna / 11.5 dBi

FRONT VIEW




REAR VIEW




Test Mode 7: EUT 1 + Set 8 Sector Antenna / 12 dBi

FRONT VIEW




REAR VIEW






Test Mode 8: EUT 1 + Set 9 Sector Antenna / 4 dBi

FRONT VIEW




REAR VIEW




Test Mode 9: EUT 1 + Set 10 Panel Antenna / 23 dBi

FRONT VIEW




REAR VIEW



Test Mode 10: EUT 1 + Set 11 Omni Antenna / 6 dBi

FRONT VIEW




REAR VIEW





Test Mode 11: EUT 2 + Set 12 PIFA Antenna / Chain1:5.96 dBi, Chain2:5.97 dBi, Chain3:6.25 dBi, Chain4:6.08 dBi

FRONT VIEW



REAR VIEW

