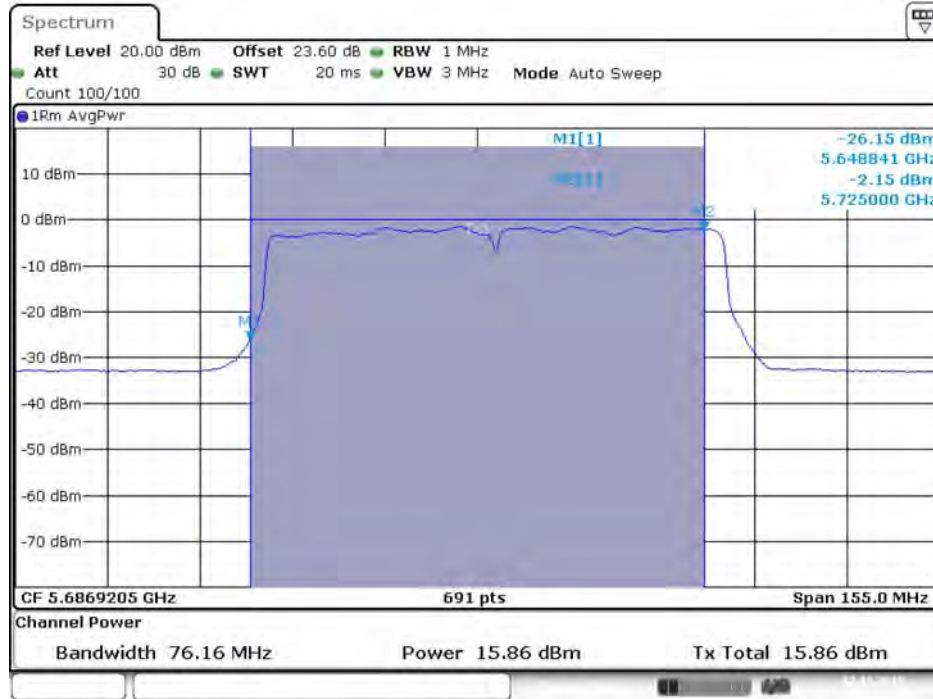
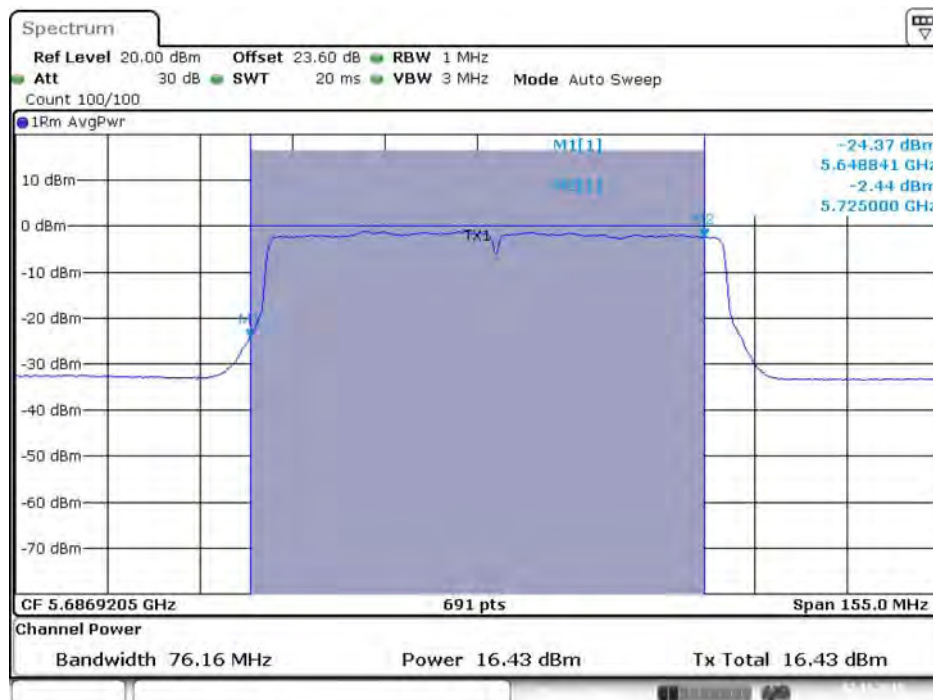


**Conducted Output Power Plot on Configuration IEEE 802.11ac MCS0/Nss1 VHT80 / Chain 1 / 5690 MHz (UNII 2C)**



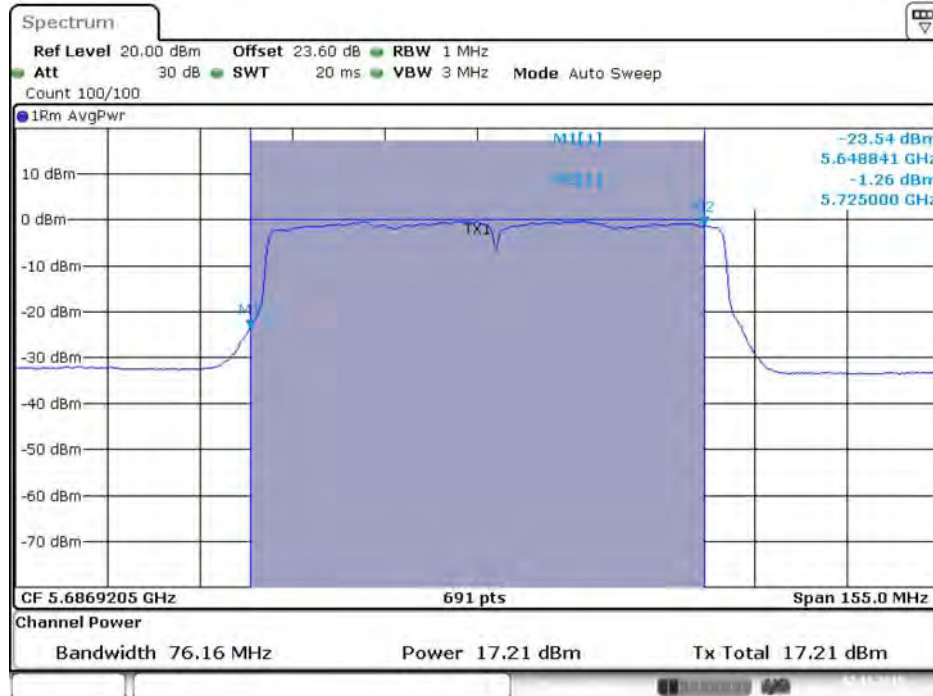
Date: 2.NOV.2015 19:18:11

**Conducted Output Power Plot on Configuration IEEE 802.11ac MCS0/Nss1 VHT80 / Chain 2 / 5690 MHz (UNII 2C)**



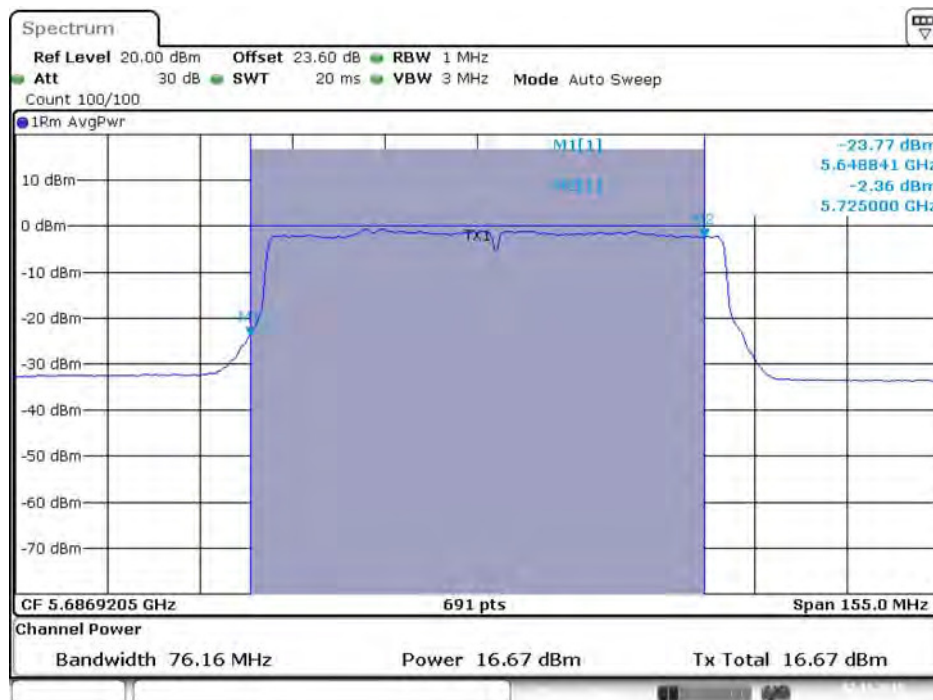
Date: 2.NOV.2015 19:18:19

**Conducted Output Power Plot on Configuration IEEE 802.11ac MCS0/Nss1 VHT80 / Chain 3 / 5690 MHz (UNII 2C)**



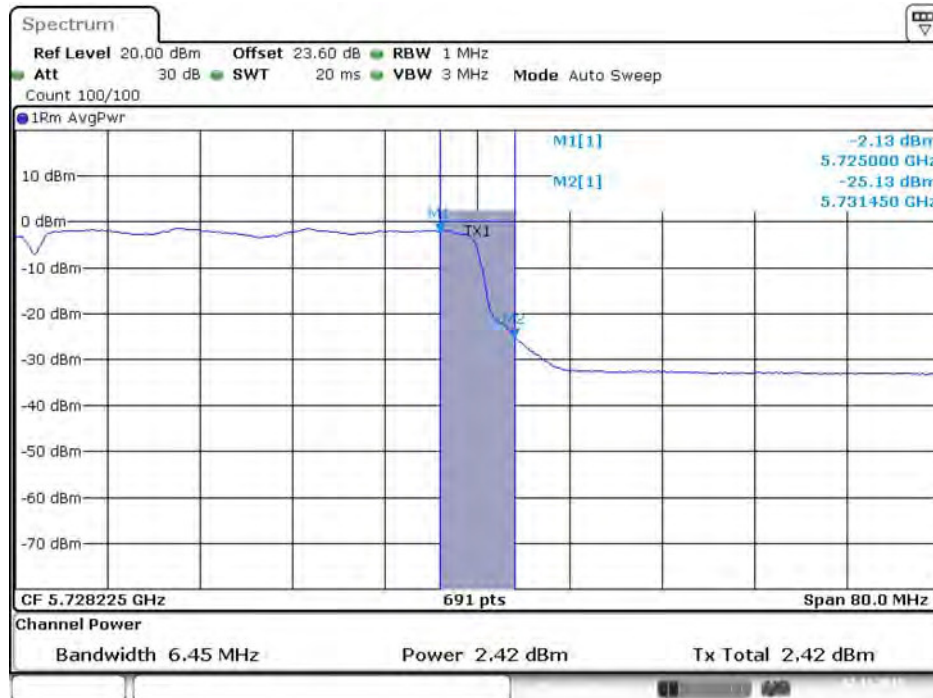
Date: 2.NOV.2015 19:18:26

**Conducted Output Power Plot on Configuration IEEE 802.11ac MCS0/Nss1 VHT80 / Chain 4 / 5690 MHz (UNII 2C)**



Date: 2.NOV.2015 19:18:34

**Conducted Output Power Plot on Configuration IEEE 802.11ac MCS0/Nss1 VHT80 / Chain 1 / 5690 MHz (UNII 3)**



Date: 2.NOV.2015 19:18:15

**Conducted Output Power Plot on Configuration IEEE 802.11ac MCS0/Nss1 VHT80 / Chain 2 / 5690 MHz (UNII 3)**



Date: 2.NOV.2015 19:18:22

**Conducted Output Power Plot on Configuration IEEE 802.11ac MCS0/Nss1 VHT80 / Chain 3 / 5690 MHz (UNII 3)**



Date: 2.NOV.2015 19:18:30

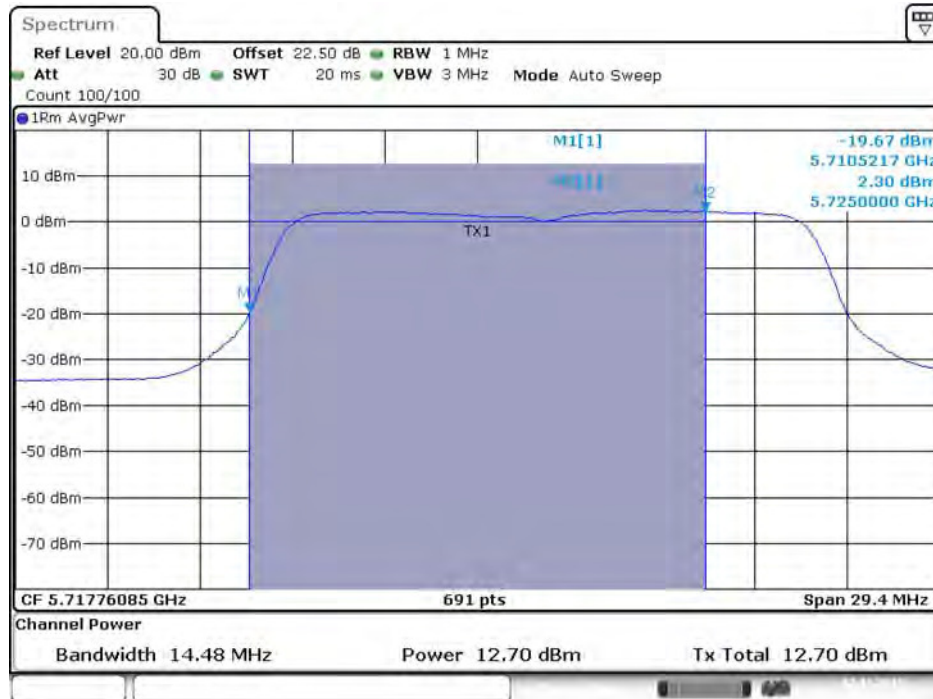
**Conducted Output Power Plot on Configuration IEEE 802.11ac MCS0/Nss1 VHT80 / Chain 4 / 5690 MHz (UNII 3)**



Date: 2.NOV.2015 19:18:37

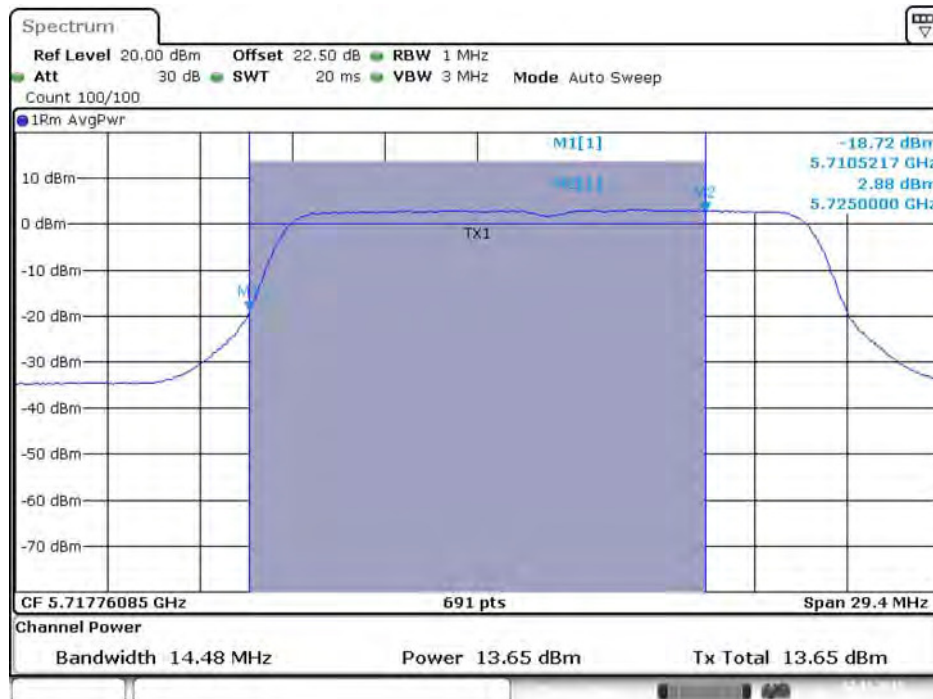
**Mode 2: EUT 1 + Set 2 Sector Antenna / 6.5 dBi**

**Conducted Output Power Plot on Configuration IEEE 802.11a / Chain 1 / 5720 MHz (UNII 2C)**



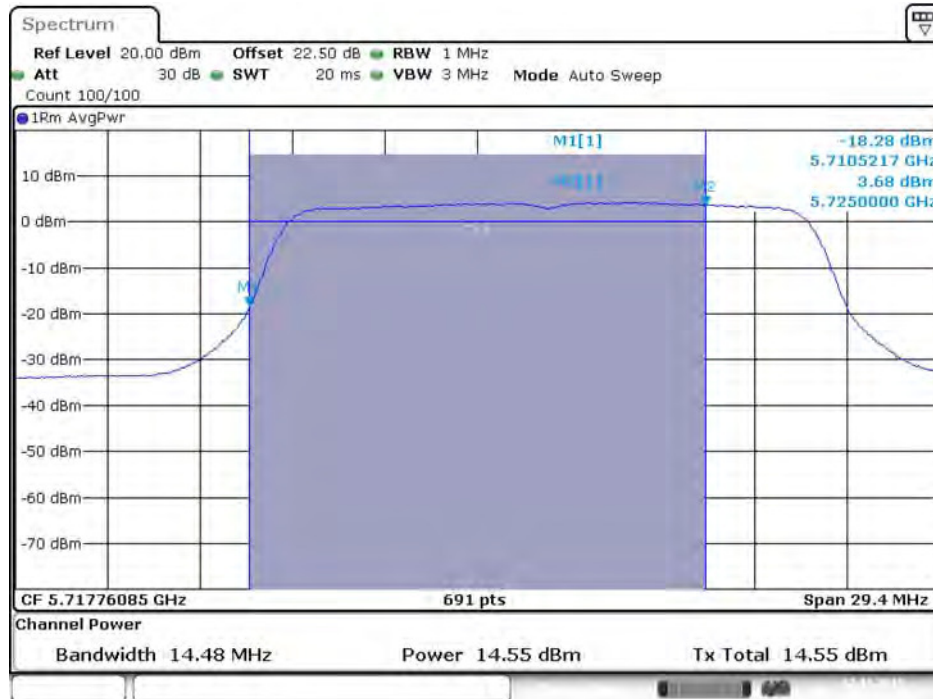
Date: 2.NOV.2015 12:38:21

**Conducted Output Power Plot on Configuration IEEE 802.11a / Chain 2 / 5720 MHz (UNII 2C)**



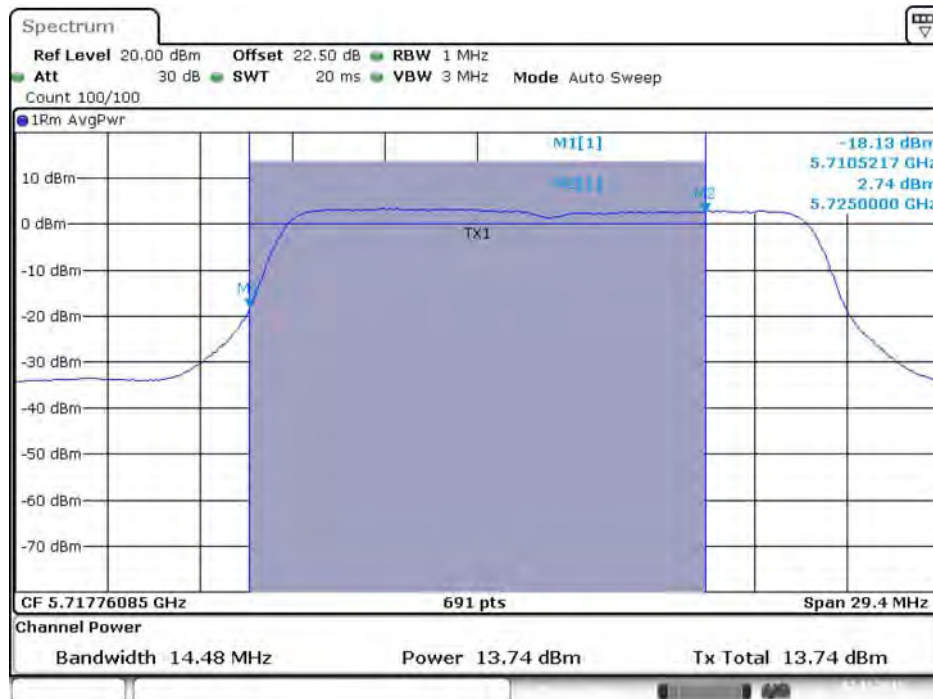
Date: 2.NOV.2015 12:38:29

Conducted Output Power Plot on Configuration IEEE 802. 11a / Chain 3 / 5720 MHz (UNII 2C)



Date: 2.NOV.2015 12:38:36

Conducted Output Power Plot on Configuration IEEE 802.11a / Chain 4 / 5720 MHz (UNII 2C)



Date: 2.NOV.2015 12:38:44

Conducted Output Power Plot on Configuration IEEE 802. 11a / Chain 1 / 5720 MHz (UNII 3)



Date: 2.NOV.2015 12:38:25

Conducted Output Power Plot on Configuration IEEE 802. 11a / Chain 2 / 5720 MHz (UNII 3)



Date: 2.NOV.2015 12:38:32

Conducted Output Power Plot on Configuration IEEE 802. 11a / Chain 3 / 5720 MHz (UNII 3)



Date: 2.NOV.2015 12:38:39

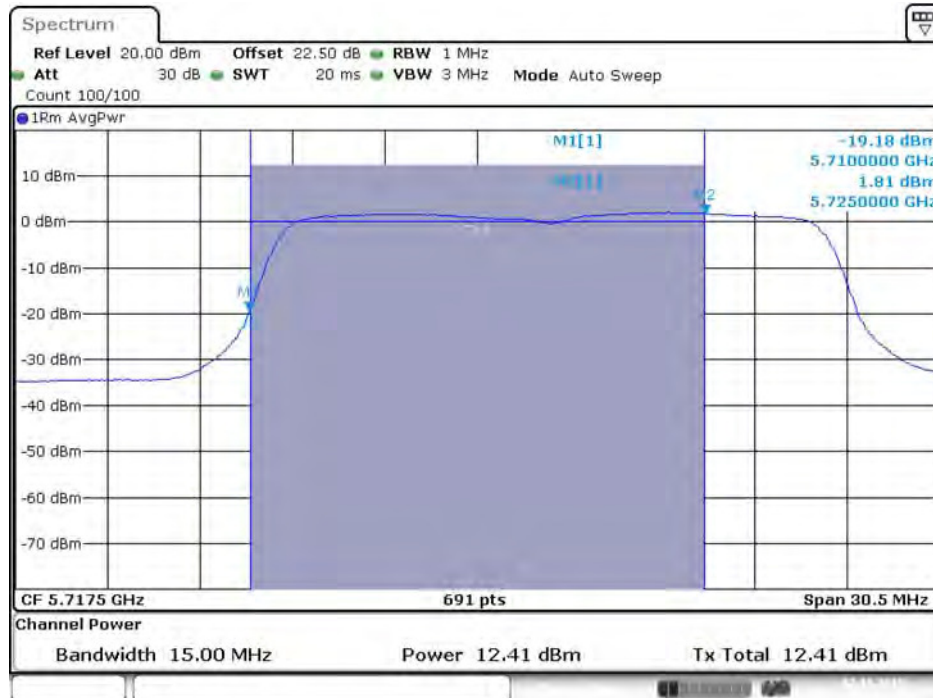
Conducted Output Power Plot on Configuration IEEE 802. 11a / Chain 4 / 5720 MHz (UNII 3)



Date: 2.NOV.2015 12:38:47

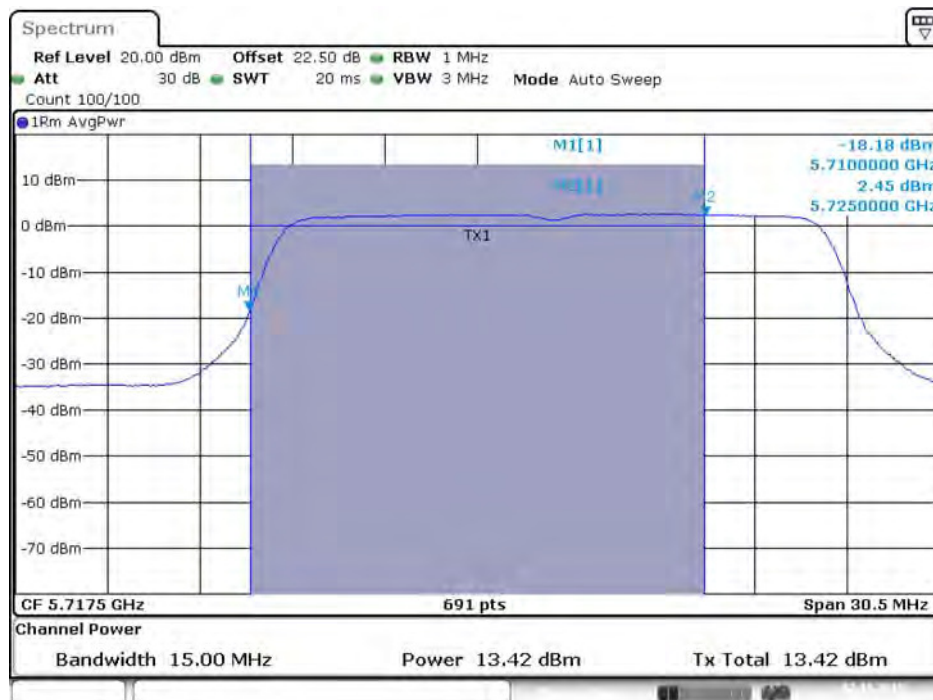


**Conducted Output Power Plot on Configuration IEEE 802.11ac MCS0/Nss1 VHT20 / Chain 1 / 5720 MHz (UNII 2C)**



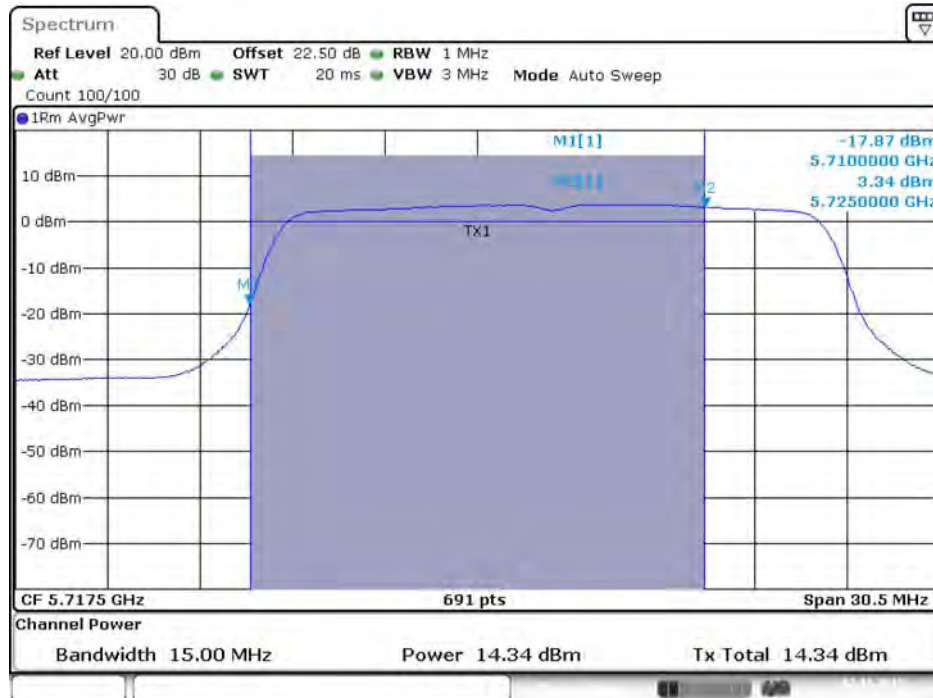
Date: 2.NOV.2015 12:53:07

**Conducted Output Power Plot on Configuration IEEE 802.11ac MCS0/Nss1 VHT20 / Chain 2 / 5720 MHz (UNII 2C)**



Date: 2.NOV.2015 12:53:14

**Conducted Output Power Plot on Configuration IEEE 802.11ac MCS0/Nss1 VHT20 / Chain 3 / 5720 MHz (UNII 2C)**



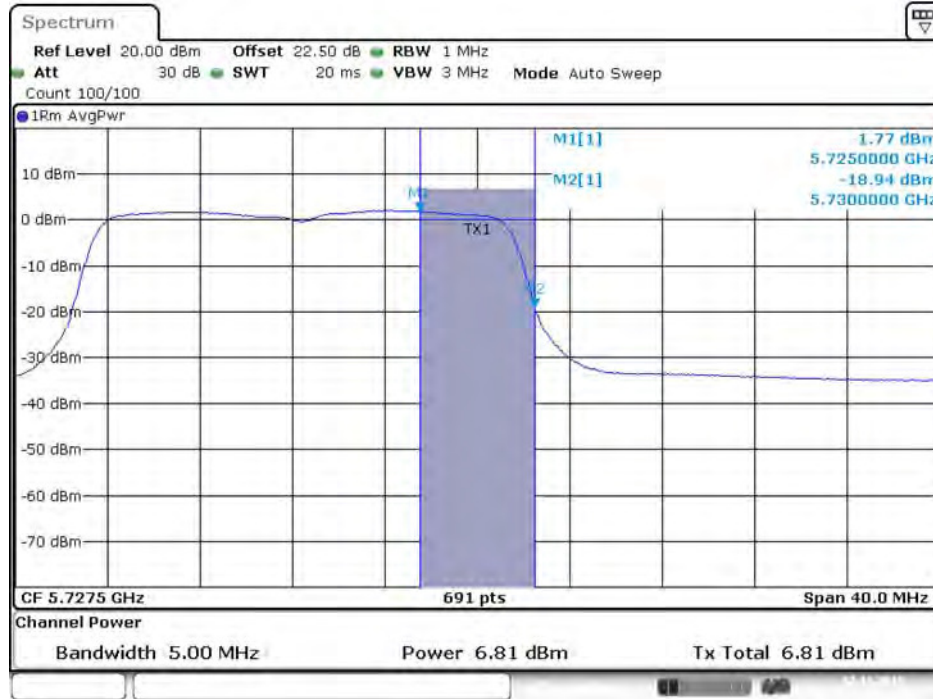
Date: 2.NOV.2015 12:53:22

**Conducted Output Power Plot on Configuration IEEE 802.11ac MCS0/Nss1 VHT20 / Chain 4 / 5720 MHz (UNII 2C)**



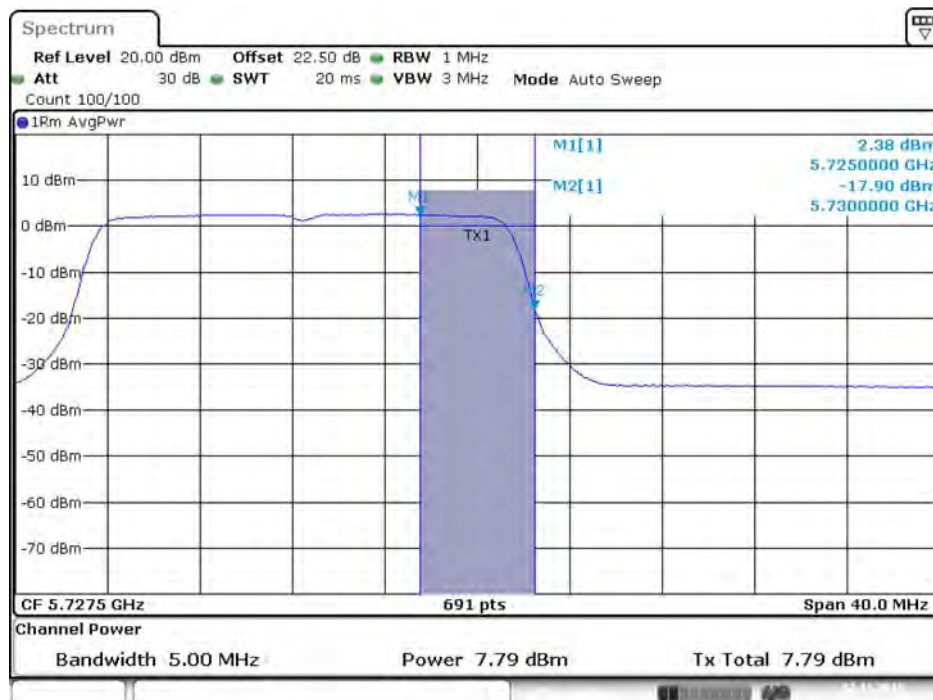
Date: 2.NOV.2015 12:53:29

**Conducted Output Power Plot on Configuration IEEE 802.11ac MCS0/Nss1 VHT20 / Chain 1 / 5720 MHz (UNII 3)**



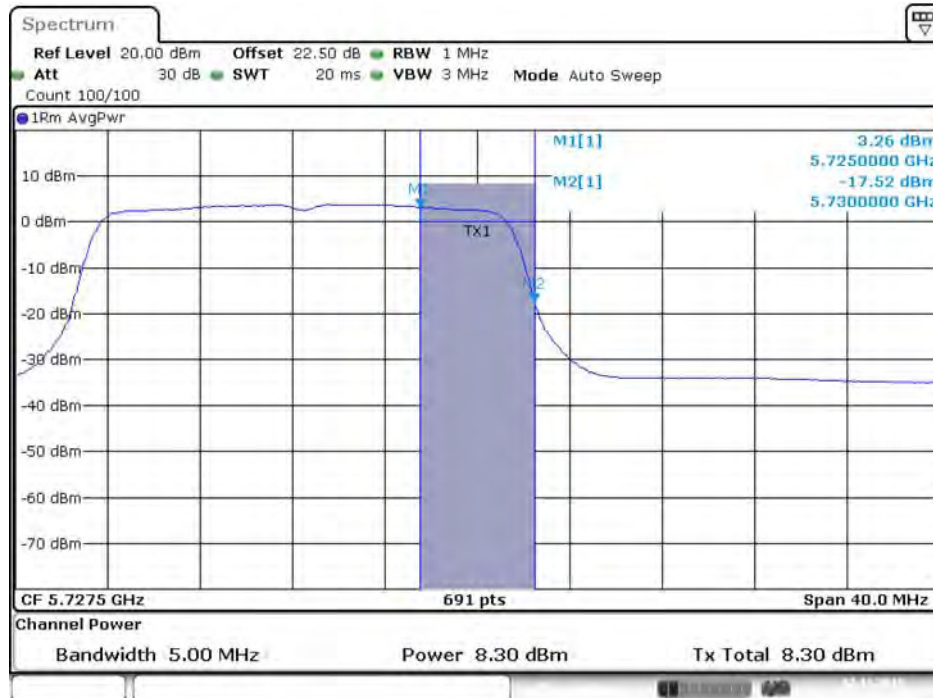
Date: 2.NOV.2015 12:53:10

**Conducted Output Power Plot on Configuration IEEE 802.11ac MCS0/Nss1 VHT20 / Chain 2 / 5720 MHz (UNII 3)**



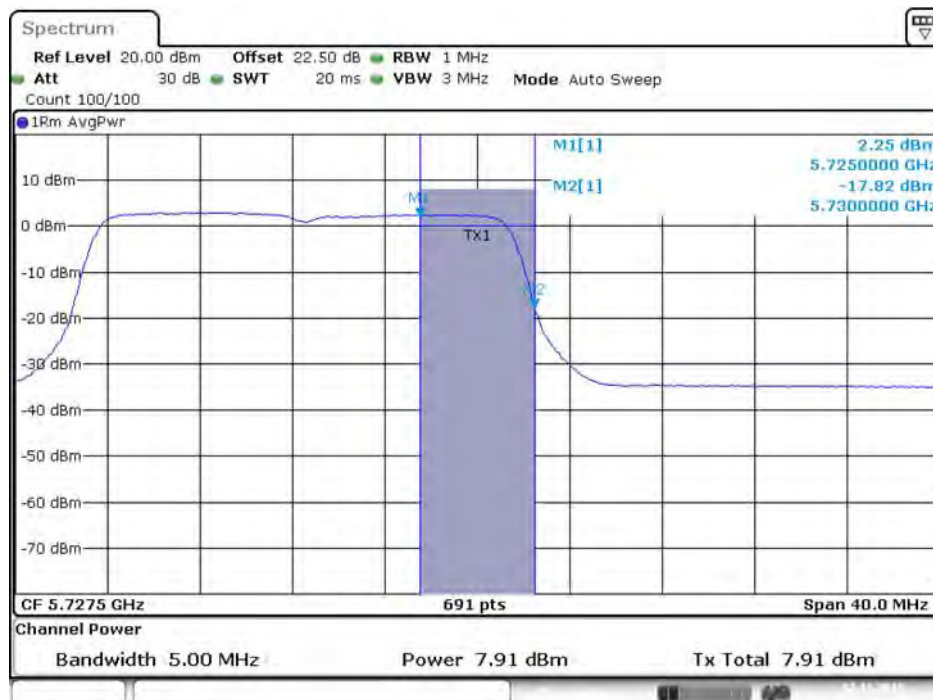
Date: 2.NOV.2015 12:53:18

**Conducted Output Power Plot on Configuration IEEE 802.11ac MCS0/Nss1 VHT20 / Chain 3 / 5720 MHz (UNII 3)**



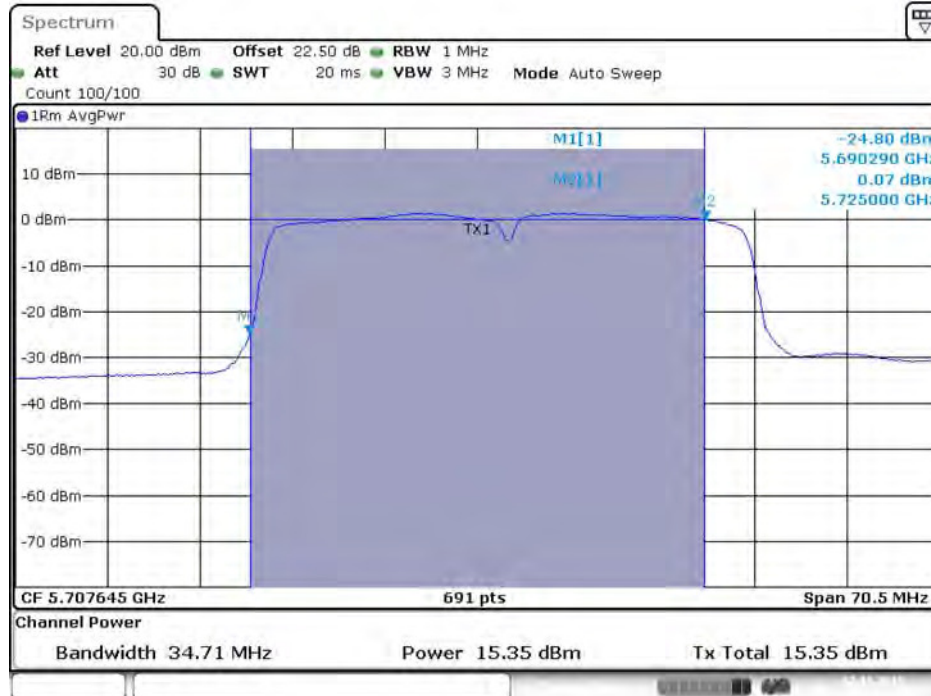
Date: 2.NOV.2015 12:53:25

**Conducted Output Power Plot on Configuration IEEE 802.11ac MCS0/Nss1 VHT20 / Chain 4 / 5720 MHz (UNII 3)**



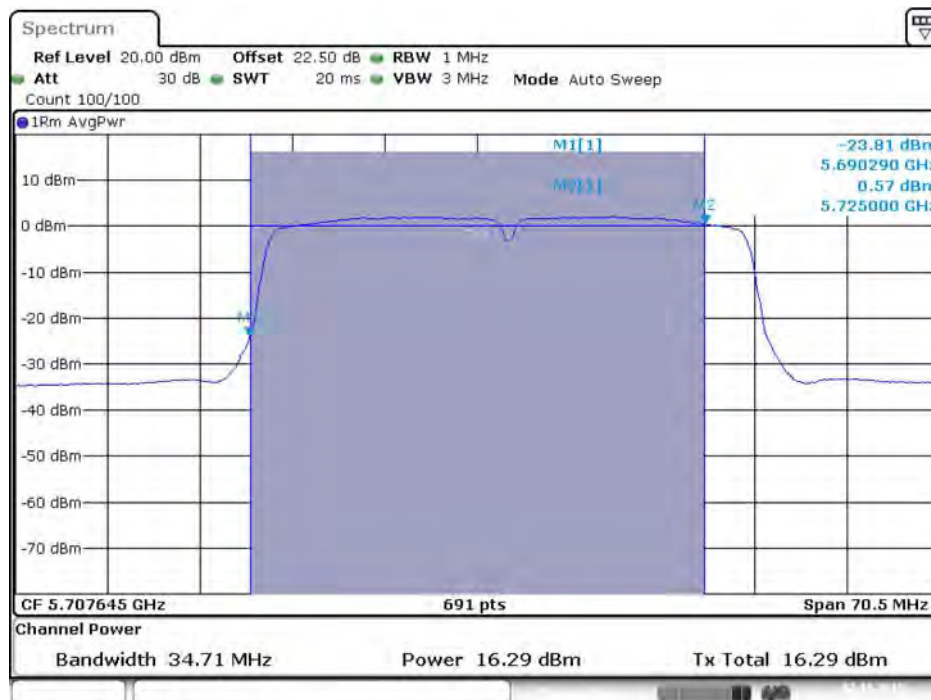
Date: 2.NOV.2015 12:53:32

**Conducted Output Power Plot on Configuration IEEE 802.11ac MCS0/Nss1 VHT40 / Chain 1 / 5710 MHz (UNII 2C)**



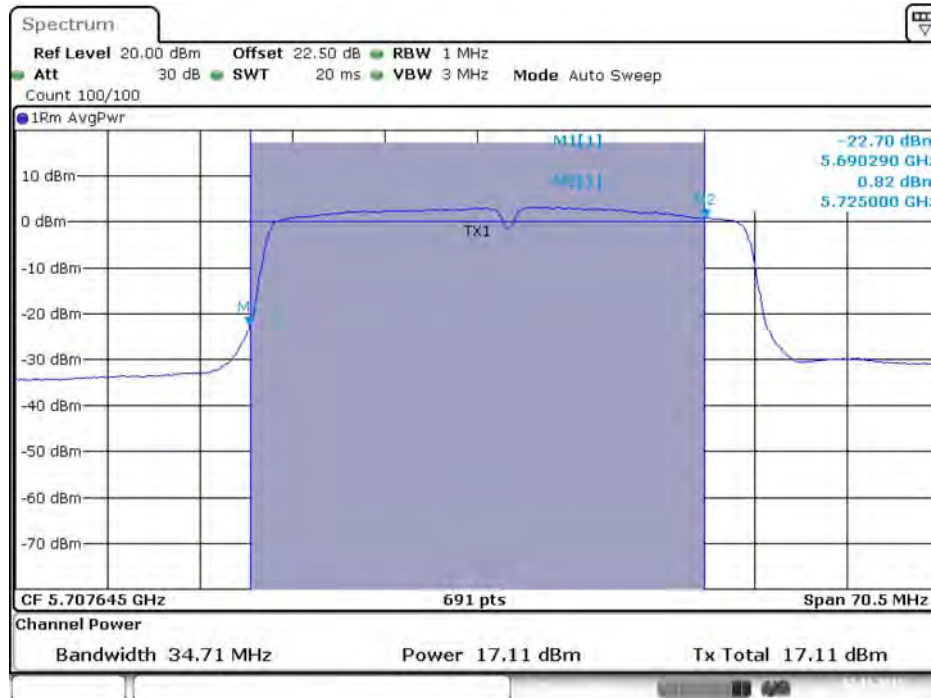
Date: 2.NOV.2015 13:04:04

**Conducted Output Power Plot on Configuration IEEE 802.11ac MCS0/Nss1 VHT40 / Chain 2 / 5710 MHz (UNII 2C)**



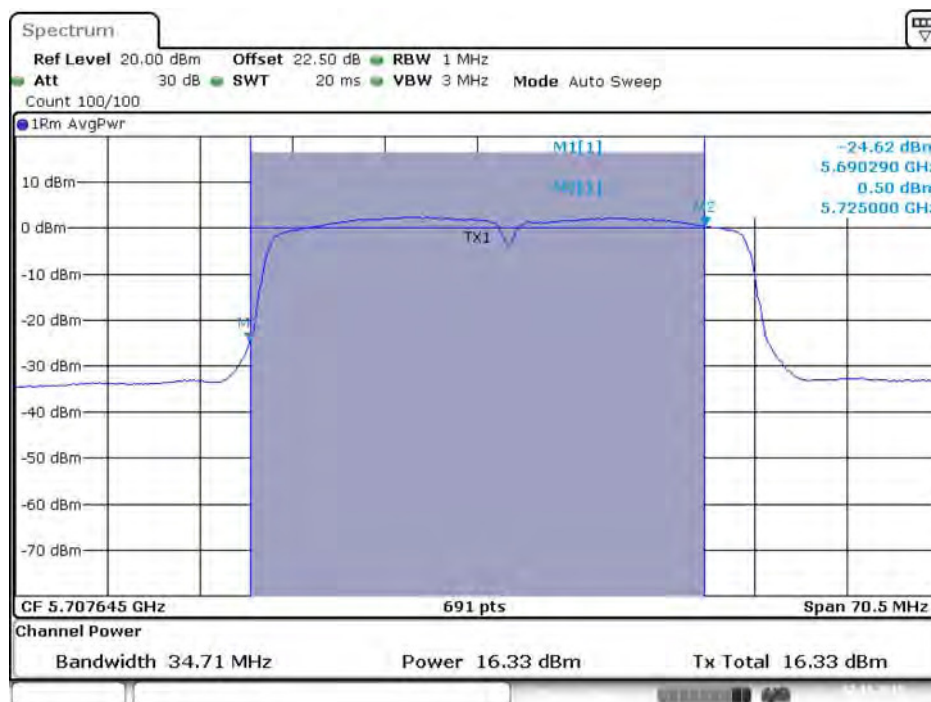
Date: 2.NOV.2015 13:04:12

Conducted Output Power Plot on Configuration IEEE 802.11ac MCS0/Nss1 VHT40 / Chain 3 / 5710 MHz (UNII 2C)



Date: 2.NOV.2015 13:04:19

Conducted Output Power Plot on Configuration IEEE 802.11ac MCS0/Nss1 VHT40 / Chain 4 / 5710 MHz (UNII 2C)



Date: 2.NOV.2015 13:04:26

**Conducted Output Power Plot on Configuration IEEE 802.11ac MCS0/Nss1 VHT40 / Chain 1 / 5710 MHz (UNII 3)**



Date: 2.NOV.2015 13:04:08

**Conducted Output Power Plot on Configuration IEEE 802.11ac MCS0/Nss1 VHT40 / Chain 2 / 5710 MHz (UNII 3)**



Date: 2.NOV.2015 13:04:15

**Conducted Output Power Plot on Configuration IEEE 802.11ac MCS0/Nss1 VHT40 / Chain 3 / 5710 MHz (UNII 3)**



Date: 2.NOV.2015 13:04:22

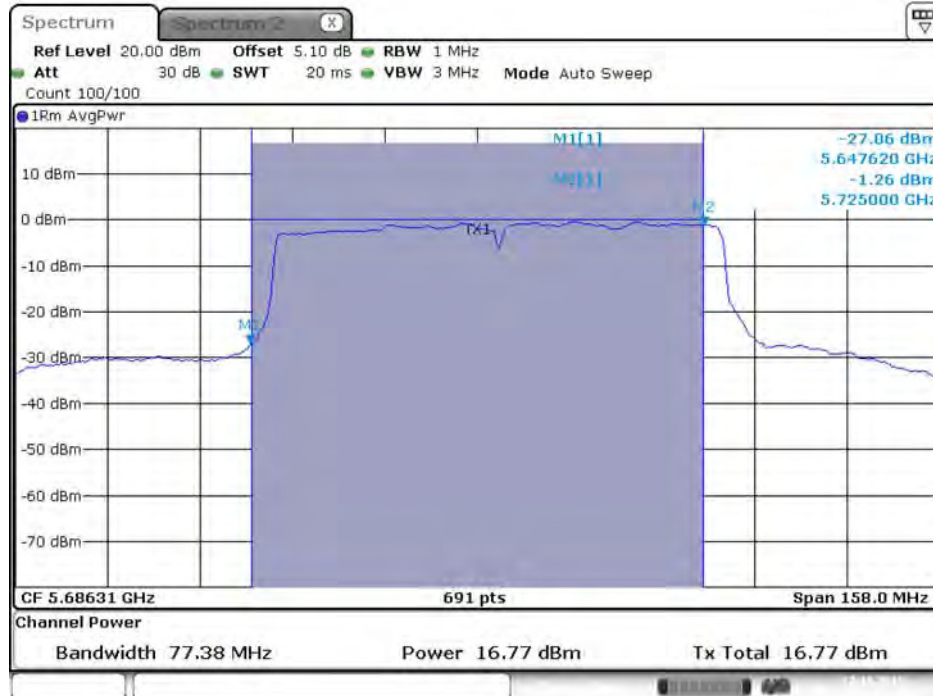
**Conducted Output Power Plot on Configuration IEEE 802.11ac MCS0/Nss1 VHT40 / Chain 4 / 5710 MHz (UNII 3)**



Date: 2.NOV.2015 13:04:30

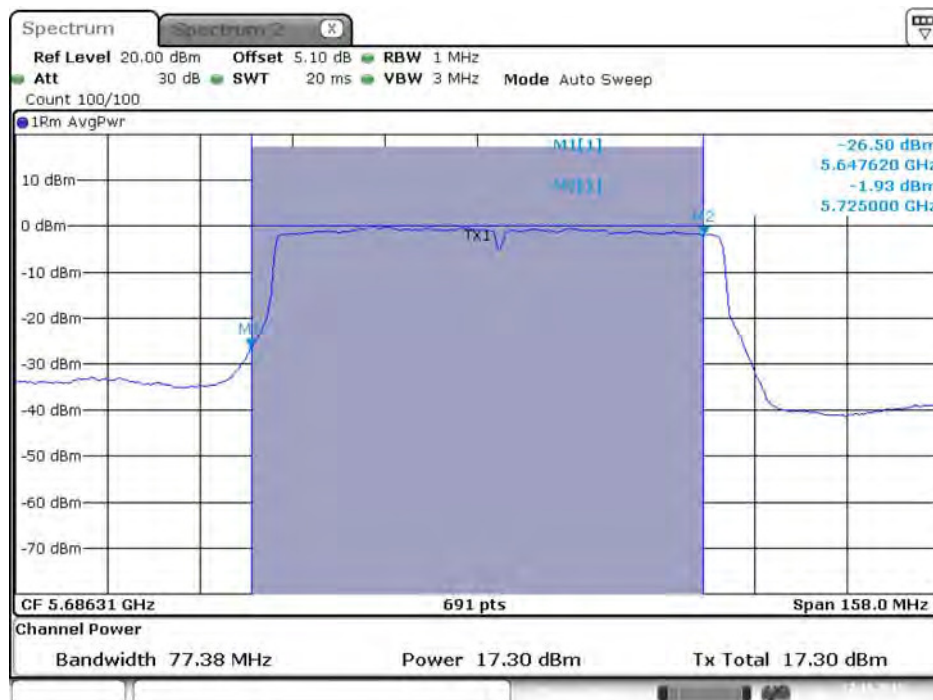


**Conducted Output Power Plot on Configuration IEEE 802.11ac MCS0/Nss1 VHT80 / Chain 1 / 5690 MHz (UNII 2C)**



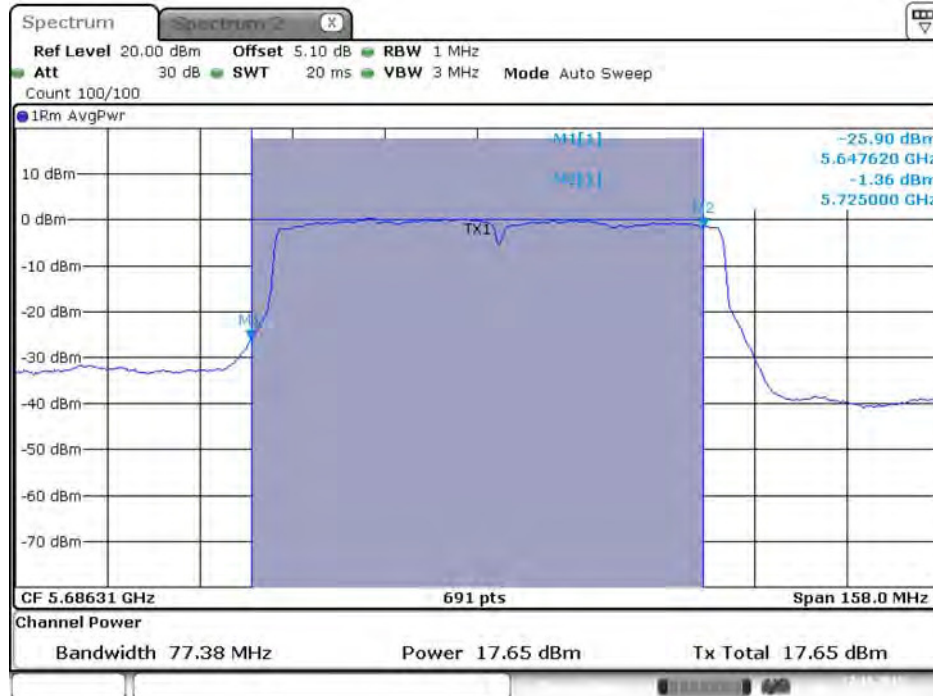
Date: 27.OCT.2015 00:30:52

**Conducted Output Power Plot on Configuration IEEE 802.11ac MCS0/Nss1 VHT80 / Chain 2 / 5690 MHz (UNII 2C)**



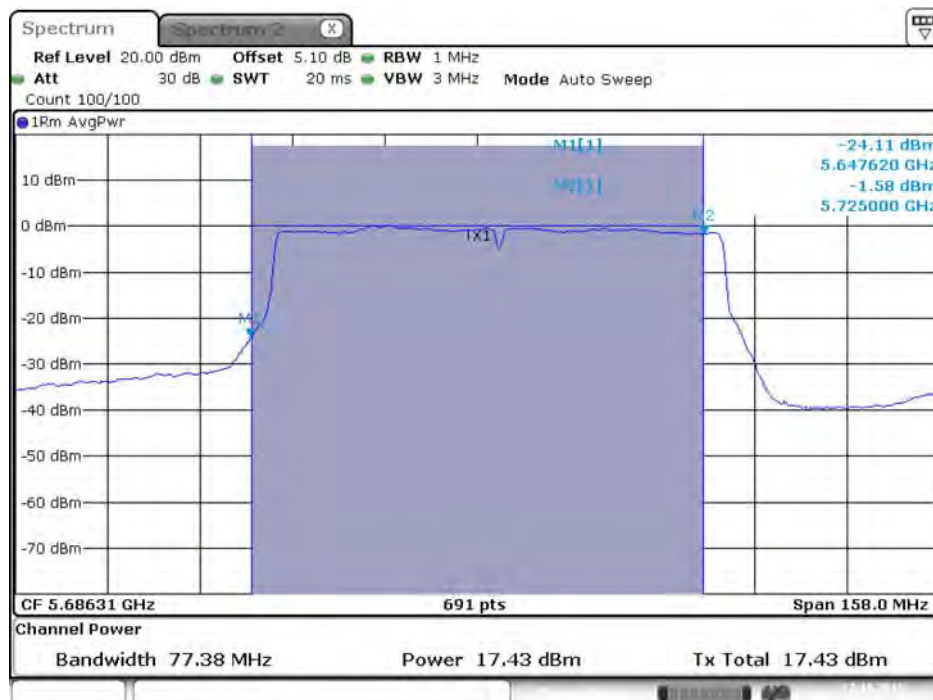
Date: 27.OCT.2015 00:30:59

**Conducted Output Power Plot on Configuration IEEE 802.11ac MCS0/Nss1 VHT80 / Chain 3 / 5690 MHz (UNII 2C)**



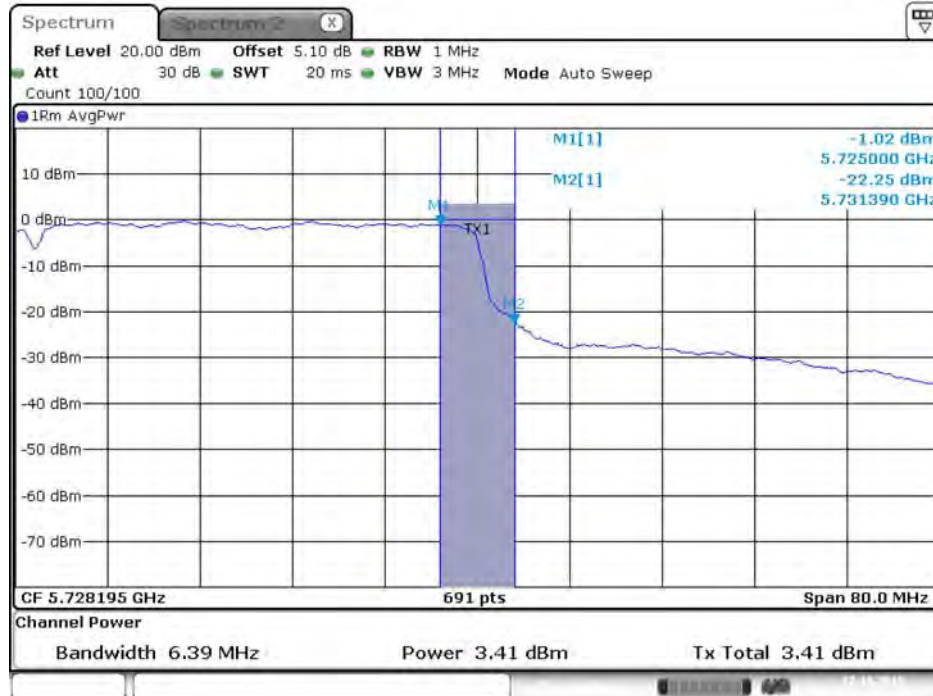
Date: 27.OCT.2015 00:31:06

**Conducted Output Power Plot on Configuration IEEE 802.11ac MCS0/Nss1 VHT80 / Chain 4 / 5690 MHz (UNII 2C)**



Date: 27.OCT.2015 00:31:13

**Conducted Output Power Plot on Configuration IEEE 802.11ac MCS0/Nss1 VHT80 / Chain 1 / 5690 MHz (UNII 3)**



Date: 27.OCT.2015 00:30:55

**Conducted Output Power Plot on Configuration IEEE 802.11ac MCS0/Nss1 VHT80 / Chain 2 / 5690 MHz (UNII 3)**



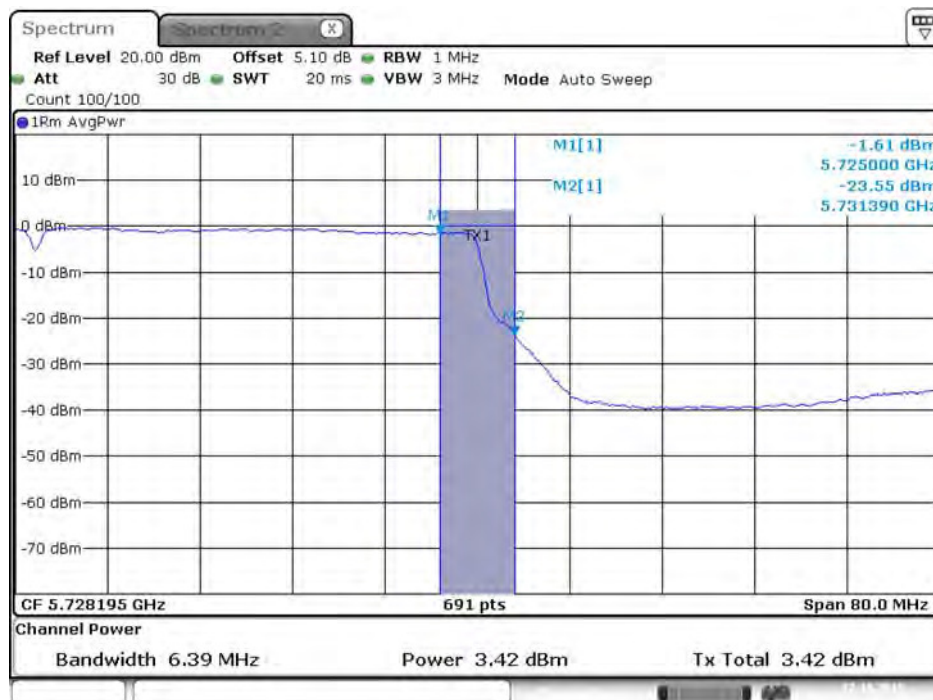
Date: 27.OCT.2015 00:31:02

**Conducted Output Power Plot on Configuration IEEE 802.11ac MCS0/Nss1 VHT80 / Chain 3 / 5690 MHz (UNII 3)**



Date: 27.OCT.2015 00:31:09

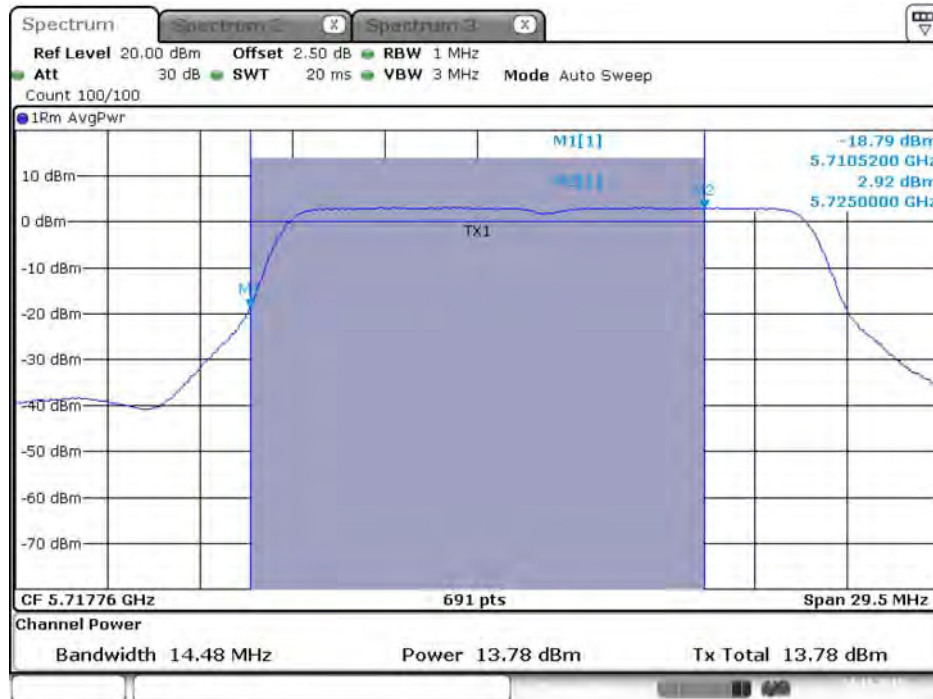
**Conducted Output Power Plot on Configuration IEEE 802.11ac MCS0/Nss1 VHT80 / Chain 4 / 5690 MHz (UNII 3)**



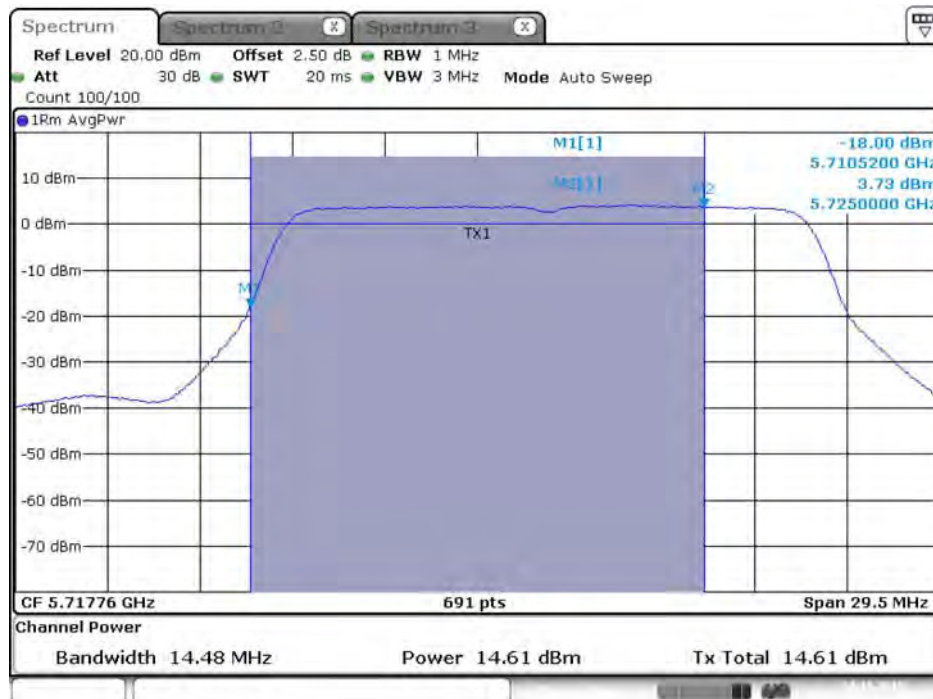
Date: 27.OCT.2015 00:31:16

**Mode 3: EUT 1 + Set 3 Sector Antenna / 5.5 dBi**

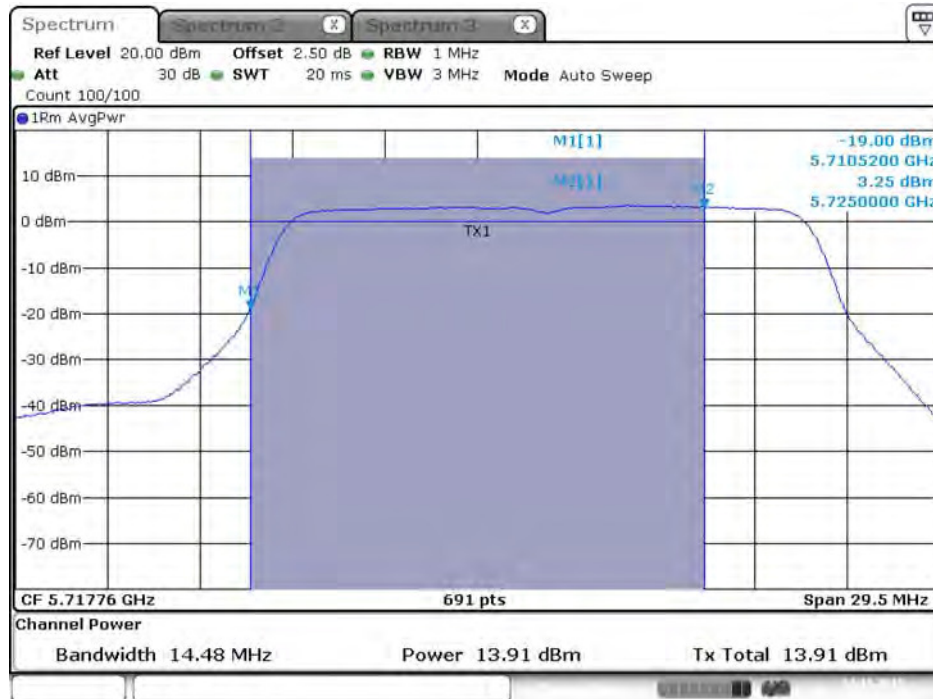
**Conducted Output Power Plot on Configuration IEEE 802.11a / Chain 1 / 5720 MHz (UNII 2C)**



**Conducted Output Power Plot on Configuration IEEE 802.11a / Chain 2 / 5720 MHz (UNII 2C)**



**Conducted Output Power Plot on Configuration IEEE 802. 11a / Chain 3 / 5720 MHz (UNII 2C)**



Date: 24.NOV.2015 04:13:31

**Conducted Output Power Plot on Configuration IEEE 802.11a / Chain 4 / 5720 MHz (UNII 2C)**



Date: 24.NOV.2015 04:13:39

Conducted Output Power Plot on Configuration IEEE 802. 11a / Chain 1 / 5720 MHz (UNII 3)



Date: 24.NOV.2015 04:13:27

Conducted Output Power Plot on Configuration IEEE 802. 11a / Chain 2 / 5720 MHz (UNII 3)



Date: 24.NOV.2015 04:13:35

**Conducted Output Power Plot on Configuration IEEE 802. 11a / Chain 3 / 5720 MHz (UNII 3)**



Date: 24.NOV.2015 04:13:42

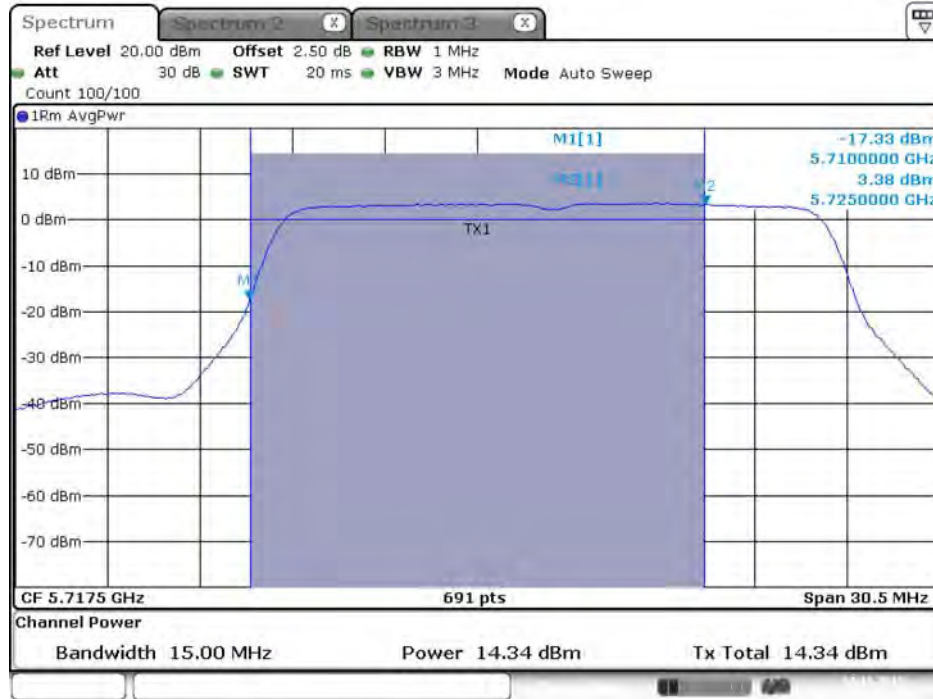
**Conducted Output Power Plot on Configuration IEEE 802. 11a / Chain 4 / 5720 MHz (UNII 3)**



Date: 24.NOV.2015 04:13:49

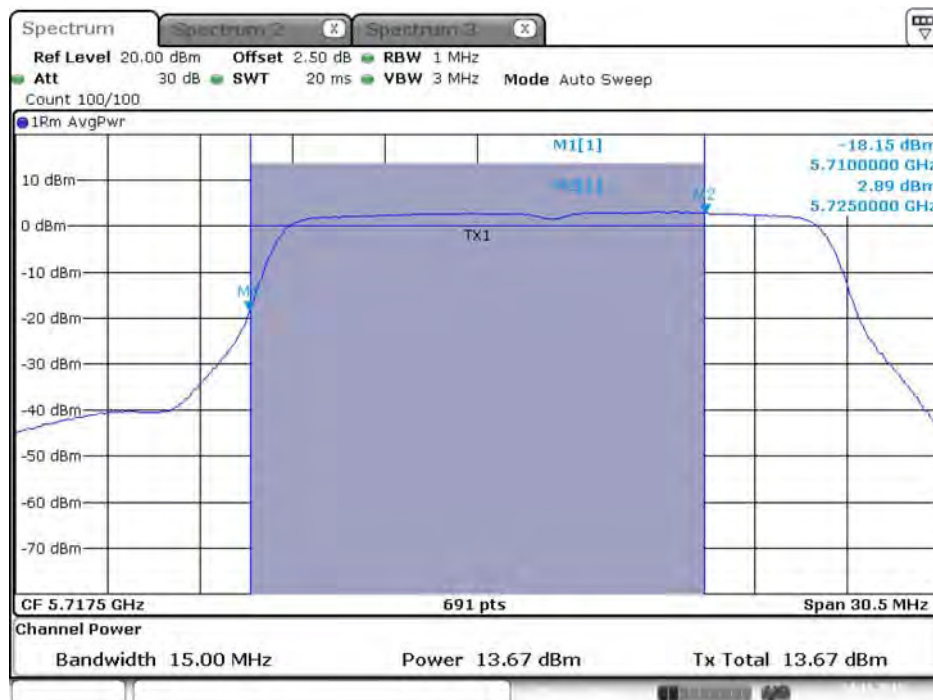


**Conducted Output Power Plot on Configuration IEEE 802.11ac MCS0/Nss1 VHT20 / Chain 1 / 5720 MHz (UNII 2C)**



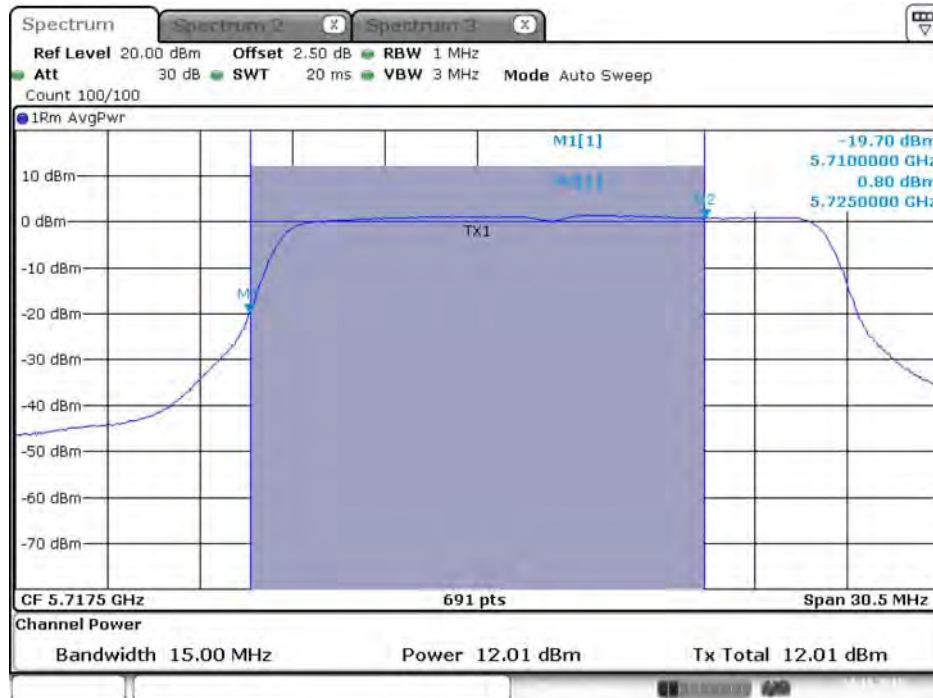
Date: 24.NOV.2015 04:06:16

**Conducted Output Power Plot on Configuration IEEE 802.11ac MCS0/Nss1 VHT20 / Chain 2 / 5720 MHz (UNII 2C)**



Date: 24.NOV.2015 04:06:23

**Conducted Output Power Plot on Configuration IEEE 802.11ac MCS0/Nss1 VHT20 / Chain 3 / 5720 MHz (UNII 2C)**



Date: 24.NOV.2015 04:06:31

**Conducted Output Power Plot on Configuration IEEE 802.11ac MCS0/Nss1 VHT20 / Chain 4 / 5720 MHz (UNII 2C)**



Date: 24.NOV.2015 04:06:38

**Conducted Output Power Plot on Configuration IEEE 802.11ac MCS0/Nss1 VHT20 / Chain 1 / 5720 MHz (UNII 3)**



Date: 24.NOV.2015 04:06:19

**Conducted Output Power Plot on Configuration IEEE 802.11ac MCS0/Nss1 VHT20 / Chain 2 / 5720 MHz (UNII 3)**



Date: 24.NOV.2015 04:06:27

**Conducted Output Power Plot on Configuration IEEE 802.11ac MCS0/Nss1 VHT20 / Chain 3 / 5720 MHz (UNII 3)**



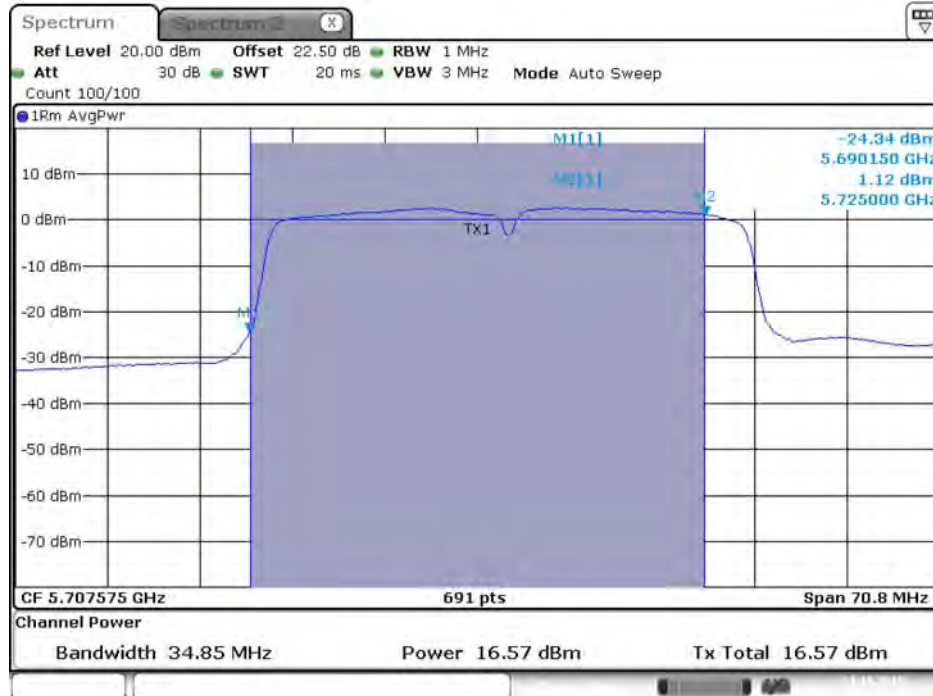
Date: 24.NOV.2015 04:06:34

**Conducted Output Power Plot on Configuration IEEE 802.11ac MCS0/Nss1 VHT20 / Chain 4 / 5720 MHz (UNII 3)**



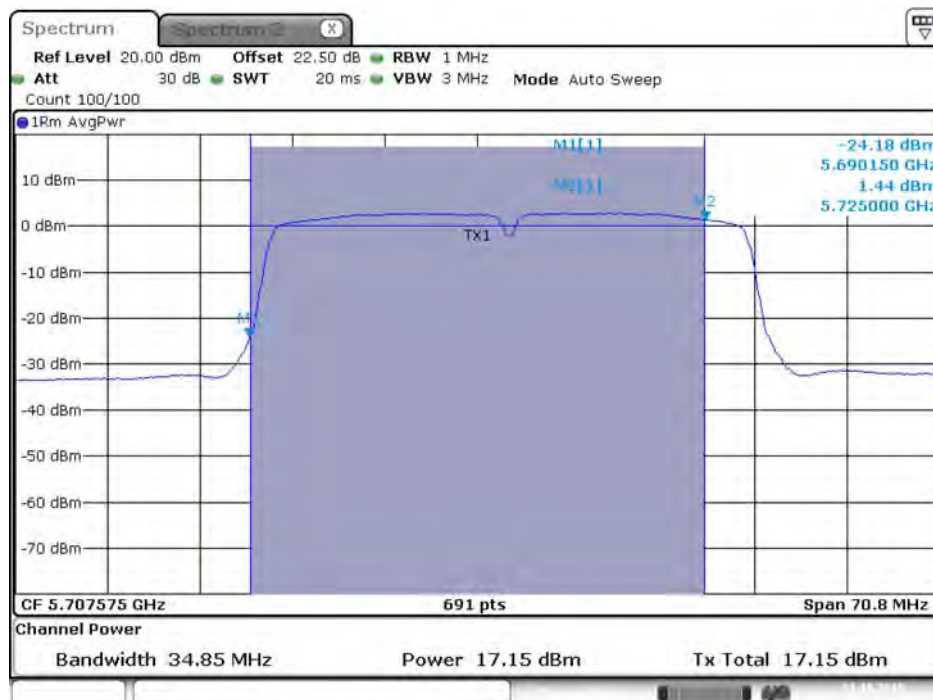
Date: 24.NOV.2015 04:06:41

**Conducted Output Power Plot on Configuration IEEE 802.11ac MCS0/Nss1 VHT40 / Chain 1 / 5710 MHz (UNII 2C)**



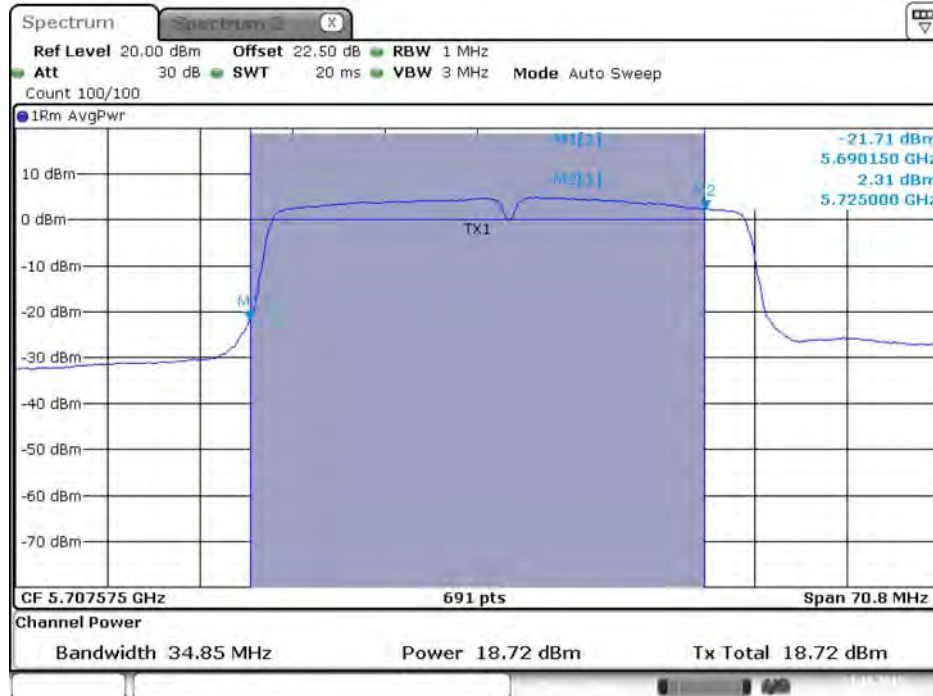
Date: 23.OCT.2015 17:29:20

**Conducted Output Power Plot on Configuration IEEE 802.11ac MCS0/Nss1 VHT40 / Chain 2 / 5710 MHz (UNII 2C)**



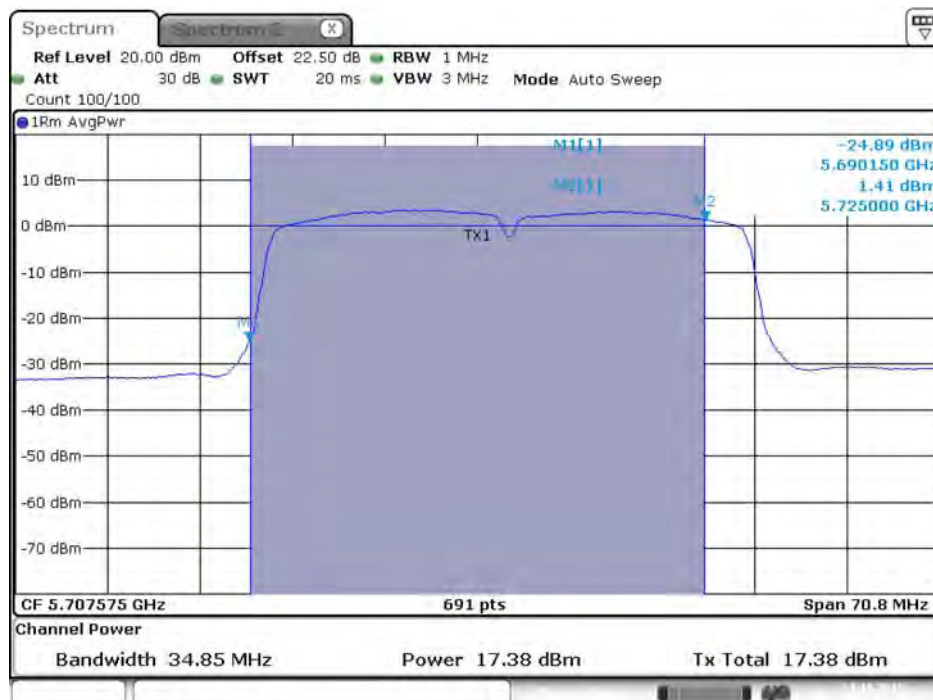
Date: 23.OCT.2015 17:29:27

**Conducted Output Power Plot on Configuration IEEE 802.11ac MCS0/Nss1 VHT40 / Chain 3 / 5710 MHz (UNII 2C)**



Date: 23.OCT.2015 17:29:35

**Conducted Output Power Plot on Configuration IEEE 802.11ac MCS0/Nss1 VHT40 / Chain 4 / 5710 MHz (UNII 2C)**



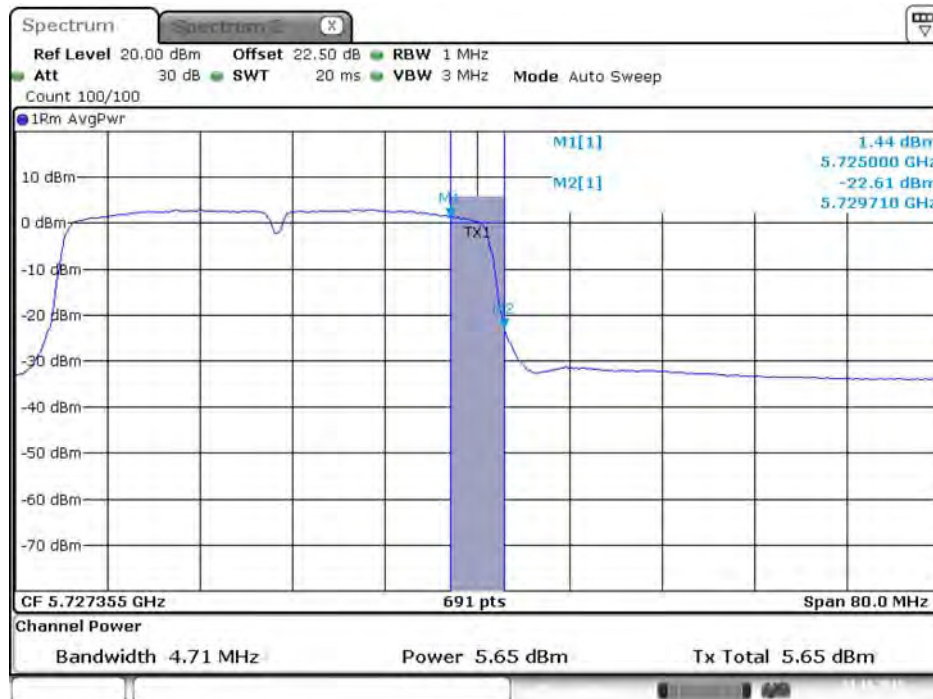
Date: 23.OCT.2015 17:29:42

**Conducted Output Power Plot on Configuration IEEE 802.11ac MCS0/Nss1 VHT40 / Chain 1 / 5710 MHz (UNII 3)**



Date: 23.OCT.2015 17:29:24

**Conducted Output Power Plot on Configuration IEEE 802.11ac MCS0/Nss1 VHT40 / Chain 2 / 5710 MHz (UNII 3)**



Date: 23.OCT.2015 17:29:31

**Conducted Output Power Plot on Configuration IEEE 802.11ac MCS0/Nss1 VHT40 / Chain 3 / 5710 MHz (UNII 3)**



Date: 23.OCT.2015 17:29:38

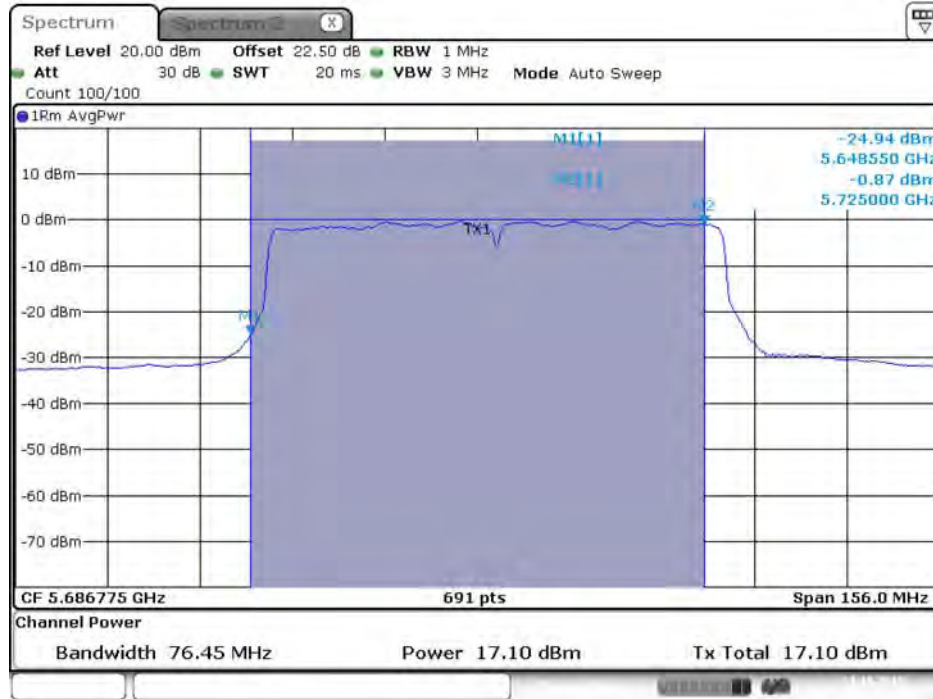
**Conducted Output Power Plot on Configuration IEEE 802.11ac MCS0/Nss1 VHT40 / Chain 4 / 5710 MHz (UNII 3)**



Date: 23.OCT.2015 17:29:45

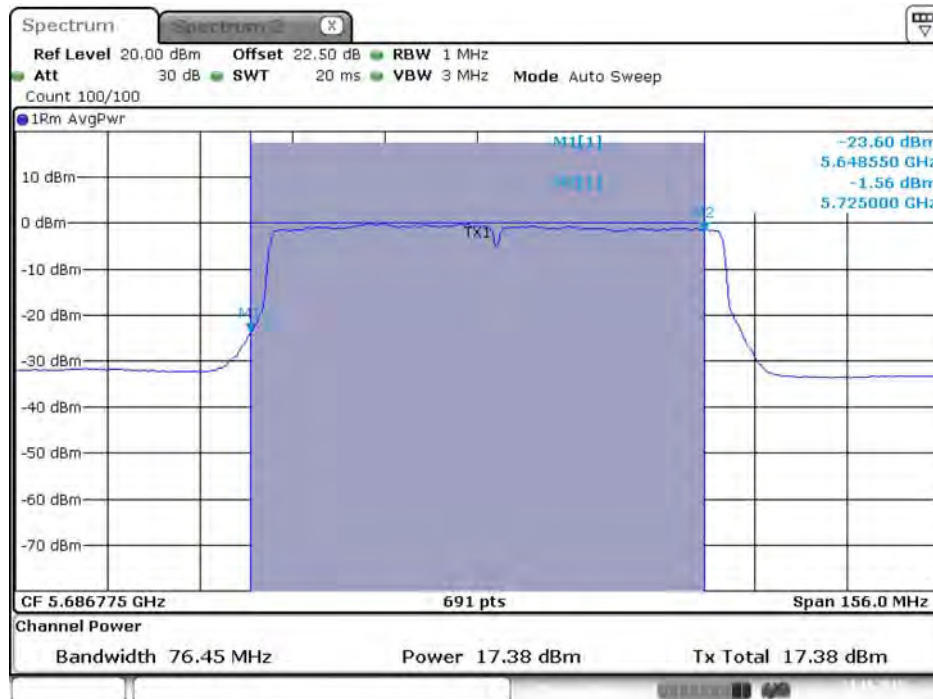


**Conducted Output Power Plot on Configuration IEEE 802.11ac MCS0/Nss1 VHT80 / Chain 1 / 5690 MHz (UNII 2C)**



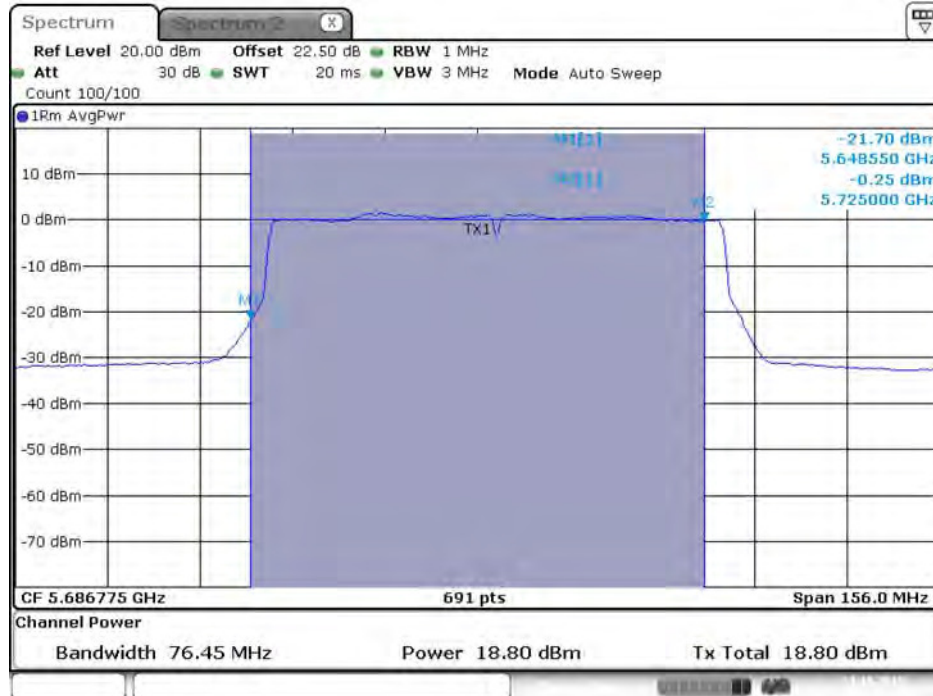
Date: 23.OCT.2015 17:38:00

**Conducted Output Power Plot on Configuration IEEE 802.11ac MCS0/Nss1 VHT80 / Chain 2 / 5690 MHz (UNII 2C)**



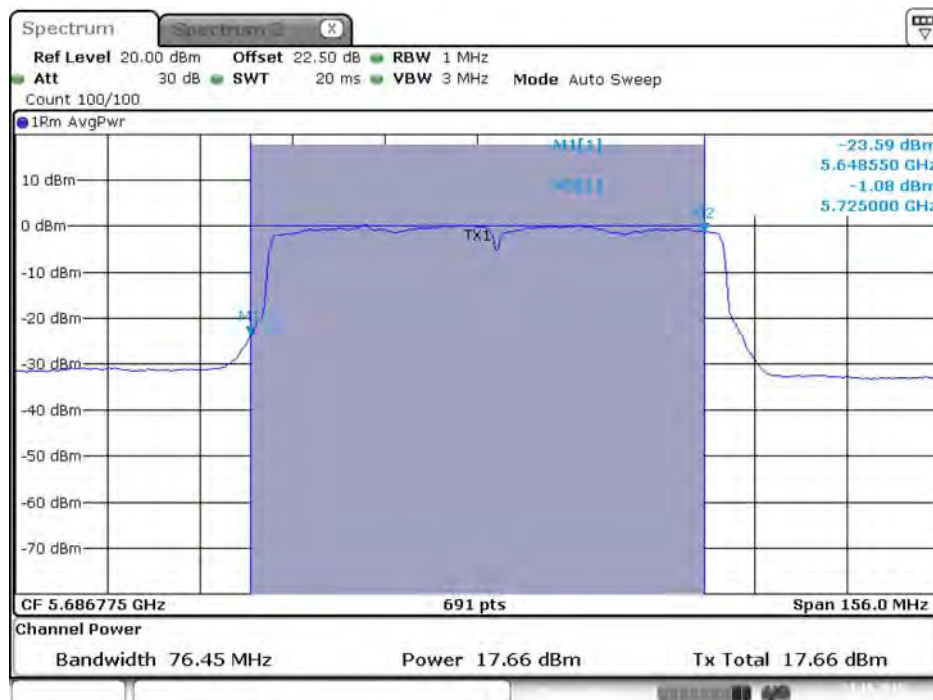
Date: 23.OCT.2015 17:38:07

**Conducted Output Power Plot on Configuration IEEE 802.11ac MCS0/Nss1 VHT80 / Chain 3 / 5690 MHz (UNII 2C)**



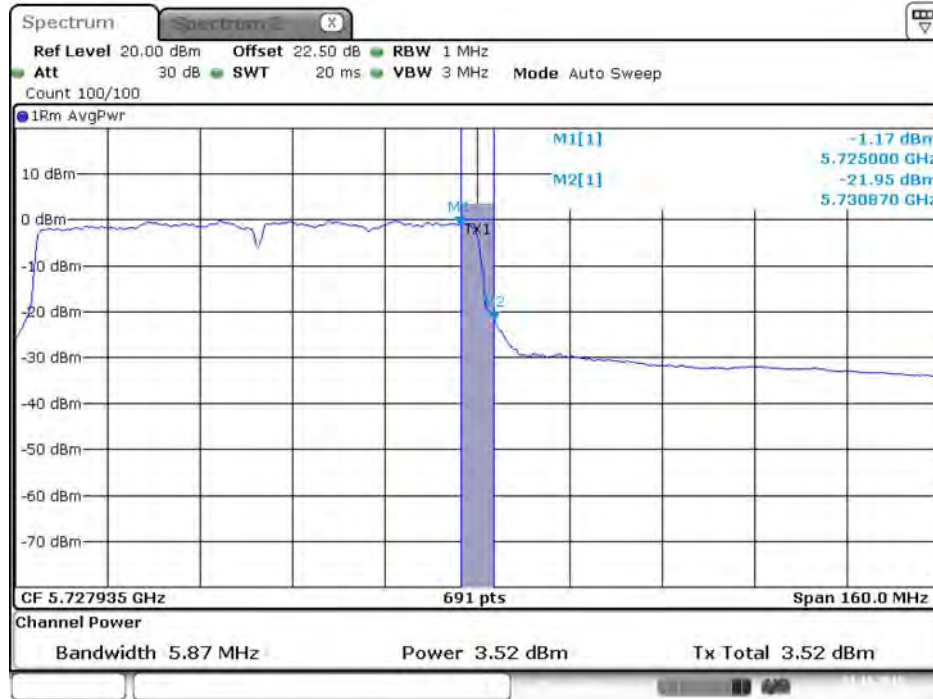
Date: 23.OCT.2015 17:36:14

**Conducted Output Power Plot on Configuration IEEE 802.11ac MCS0/Nss1 VHT80 / Chain 4 / 5690 MHz (UNII 2C)**



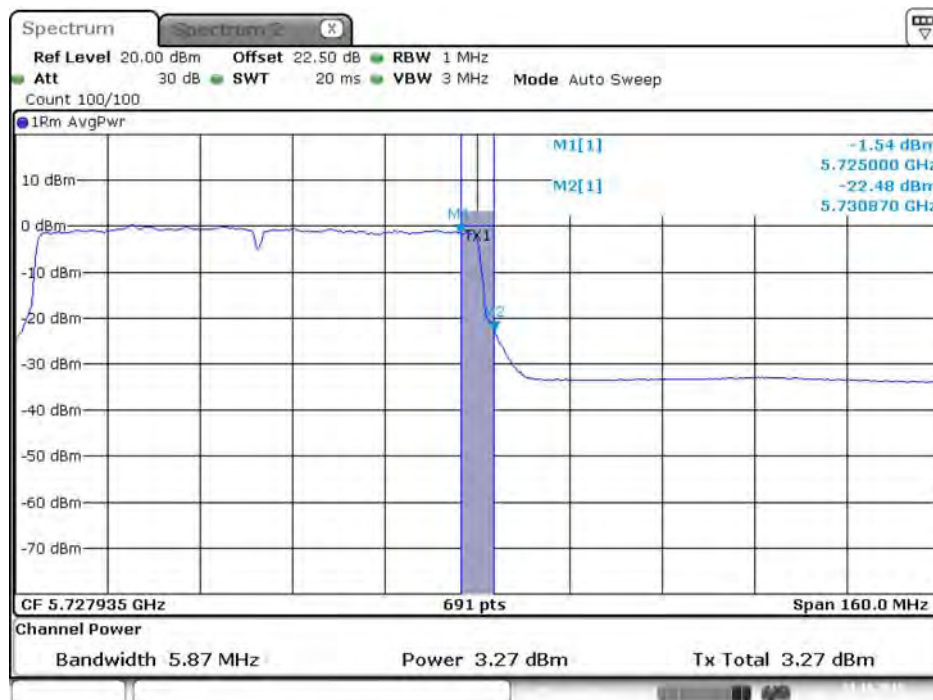
Date: 23.OCT.2015 17:36:21

**Conducted Output Power Plot on Configuration IEEE 802.11ac MCS0/Nss1 VHT80 / Chain 1 / 5690 MHz (UNII 3)**



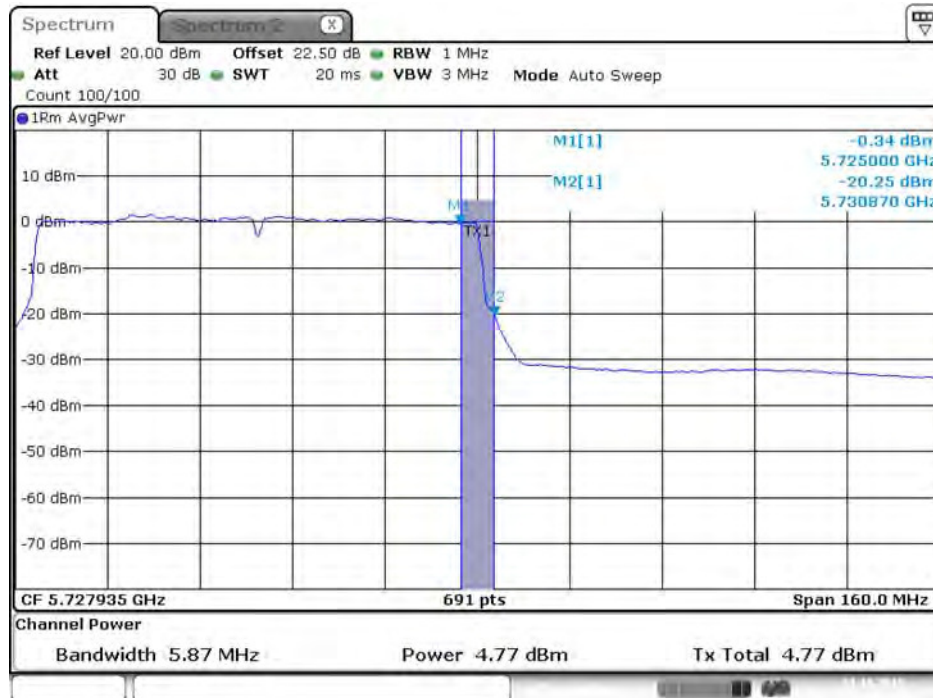
Date: 23.OCT.2015 17:36:03

**Conducted Output Power Plot on Configuration IEEE 802.11ac MCS0/Nss1 VHT80 / Chain 2 / 5690 MHz (UNII 3)**



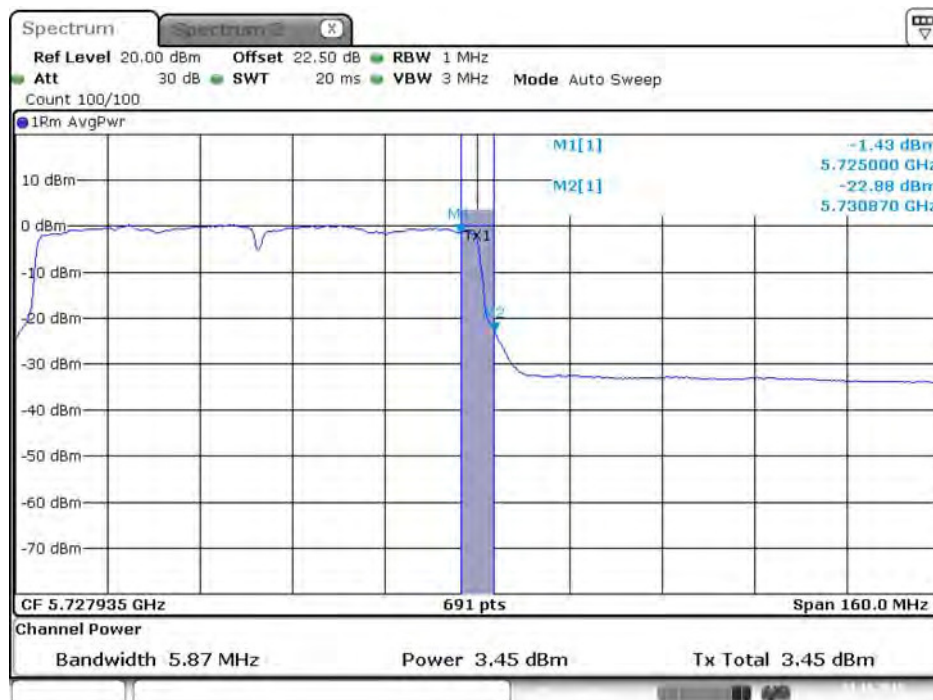
Date: 23.OCT.2015 17:36:10

**Conducted Output Power Plot on Configuration IEEE 802.11ac MCS0/Nss1 VHT80 / Chain 3 / 5690 MHz (UNII 3)**



Date: 23.OCT.2015 17:36:17

**Conducted Output Power Plot on Configuration IEEE 802.11ac MCS0/Nss1 VHT80 / Chain 4 / 5690 MHz (UNII 3)**



Date: 23.OCT.2015 17:36:24

**Mode 4: EUT 1 + Set 4 Sector Antenna / 7.5 dBi**

**Conducted Output Power Plot on Configuration IEEE 802.11a / Chain 1 / 5720 MHz (UNII 2C)**



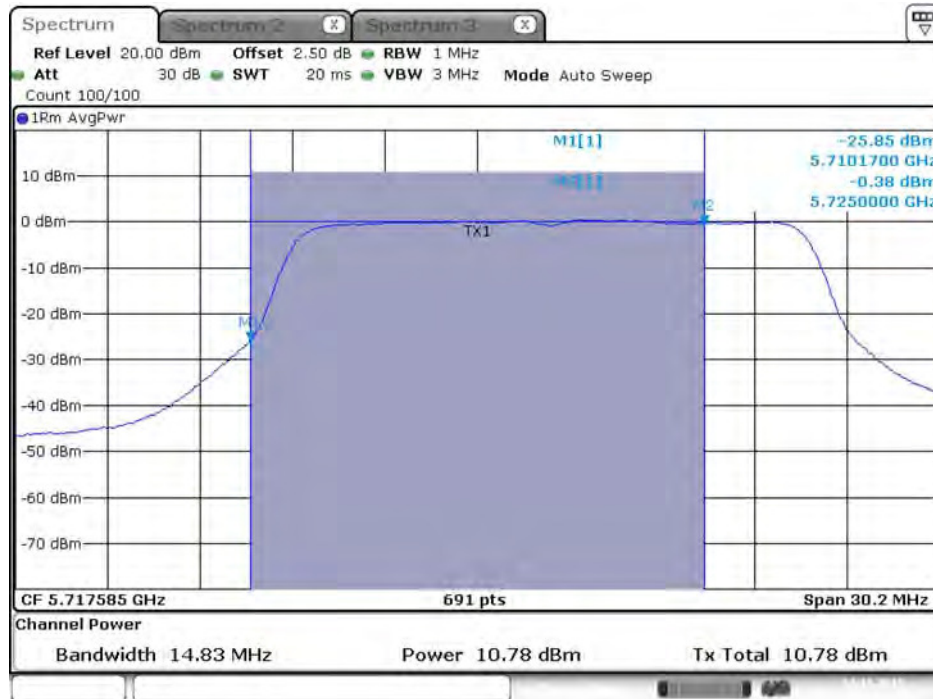
Date: 24.NOV.2015 04:41:12

**Conducted Output Power Plot on Configuration IEEE 802.11a / Chain 2 / 5720 MHz (UNII 2C)**



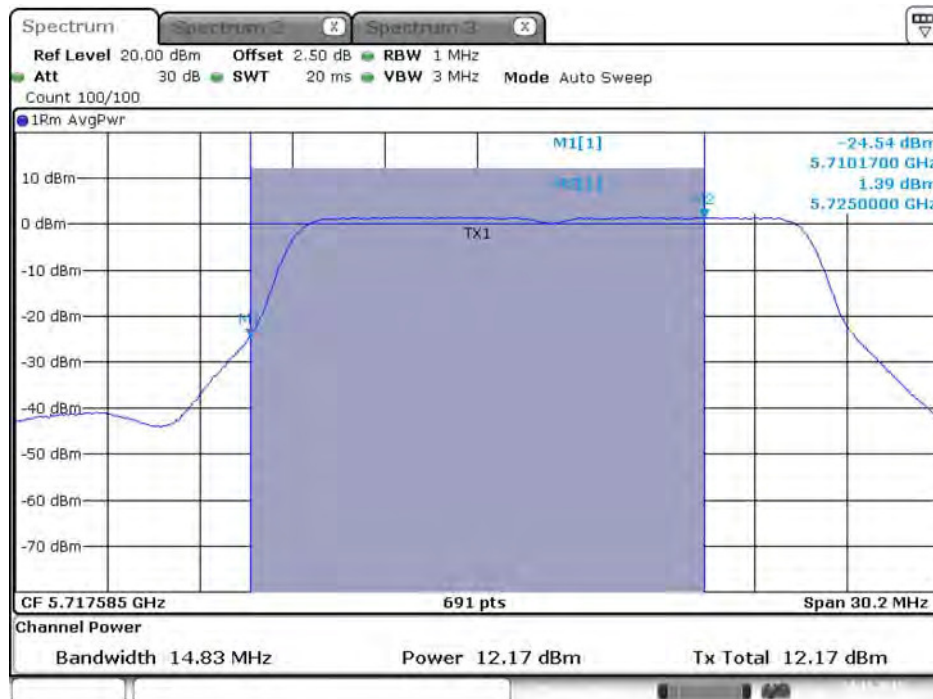
Date: 24.NOV.2015 04:41:20

**Conducted Output Power Plot on Configuration IEEE 802.11a / Chain 3 / 5720 MHz (UNII 2C)**



Date: 24.NOV.2015 04:41:27

**Conducted Output Power Plot on Configuration IEEE 802.11a / Chain 4 / 5720 MHz (UNII 2C)**



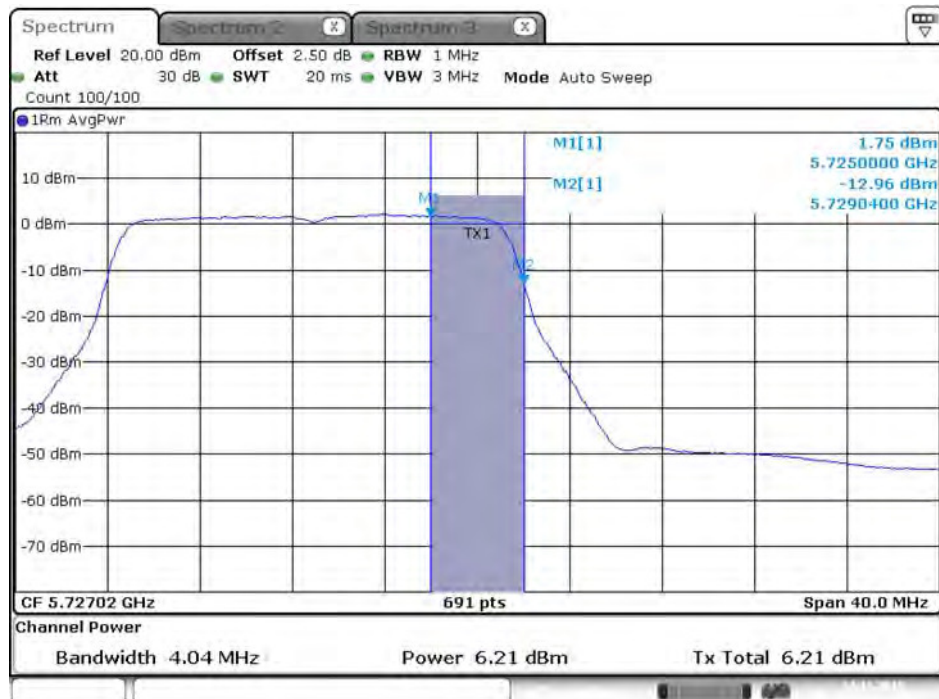
Date: 24.NOV.2015 04:41:35

Conducted Output Power Plot on Configuration IEEE 802. 11a / Chain 1 / 5720 MHz (UNII 3)



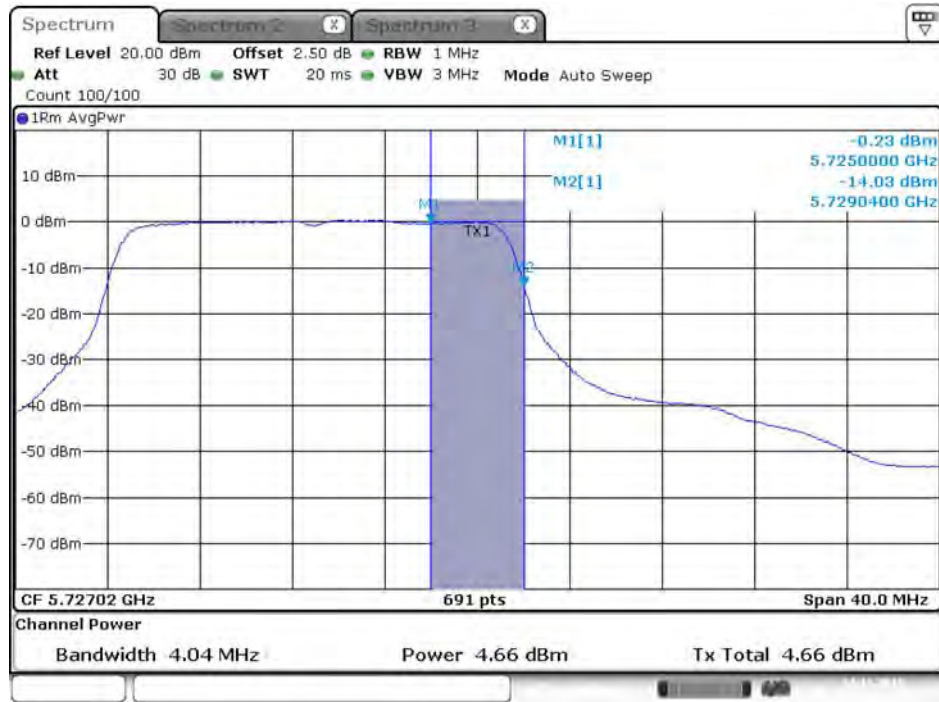
Date: 24.NOV.2015 04:41:16

Conducted Output Power Plot on Configuration IEEE 802. 11a / Chain 2 / 5720 MHz (UNII 3)



Date: 24.NOV.2015 04:41:23

Conducted Output Power Plot on Configuration IEEE 802. 11a / Chain 3 / 5720 MHz (UNII 3)



Date: 24.NOV.2015 04:41:31

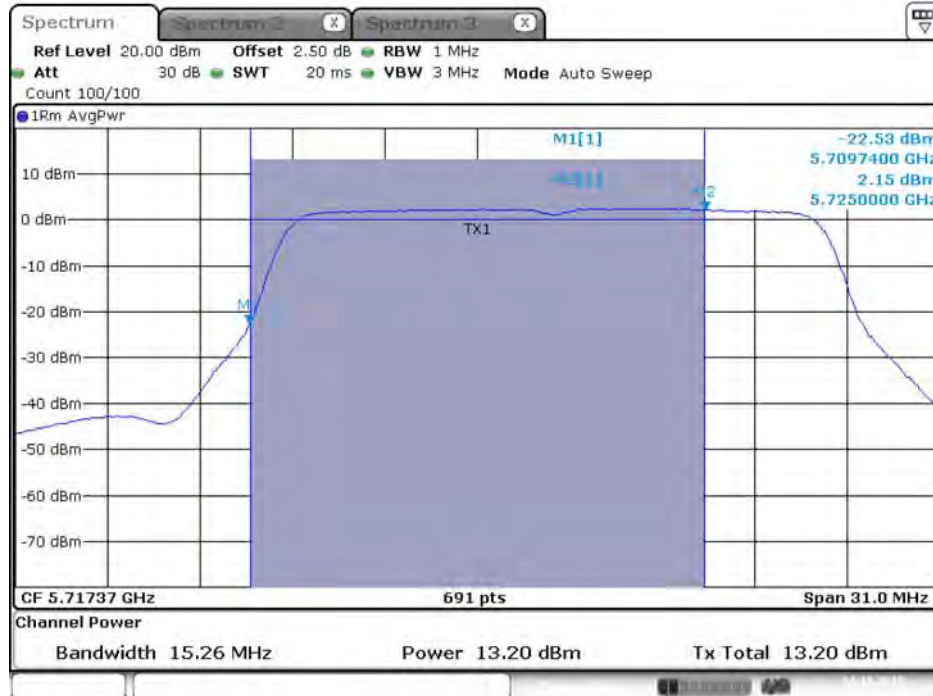
Conducted Output Power Plot on Configuration IEEE 802. 11a / Chain 4 / 5720 MHz (UNII 3)



Date: 24.NOV.2015 04:41:38



**Conducted Output Power Plot on Configuration IEEE 802.11ac MCS0/Nss1 VHT20 / Chain 1 / 5720 MHz (UNII 2C)**



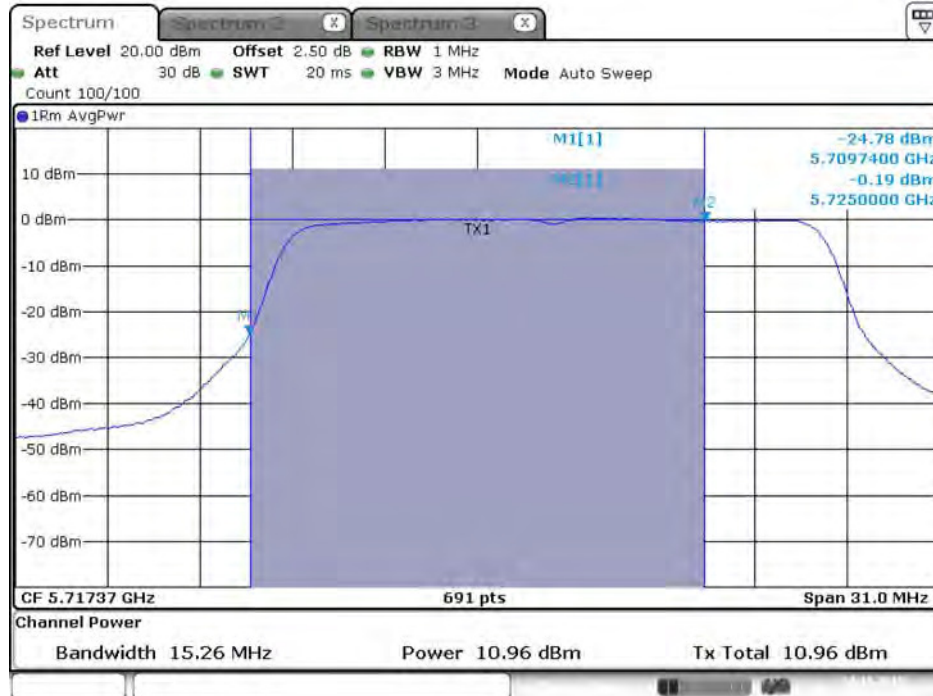
Date: 24.NOV.2015 04:43:41

**Conducted Output Power Plot on Configuration IEEE 802.11ac MCS0/Nss1 VHT20 / Chain 2 / 5720 MHz (UNII 2C)**



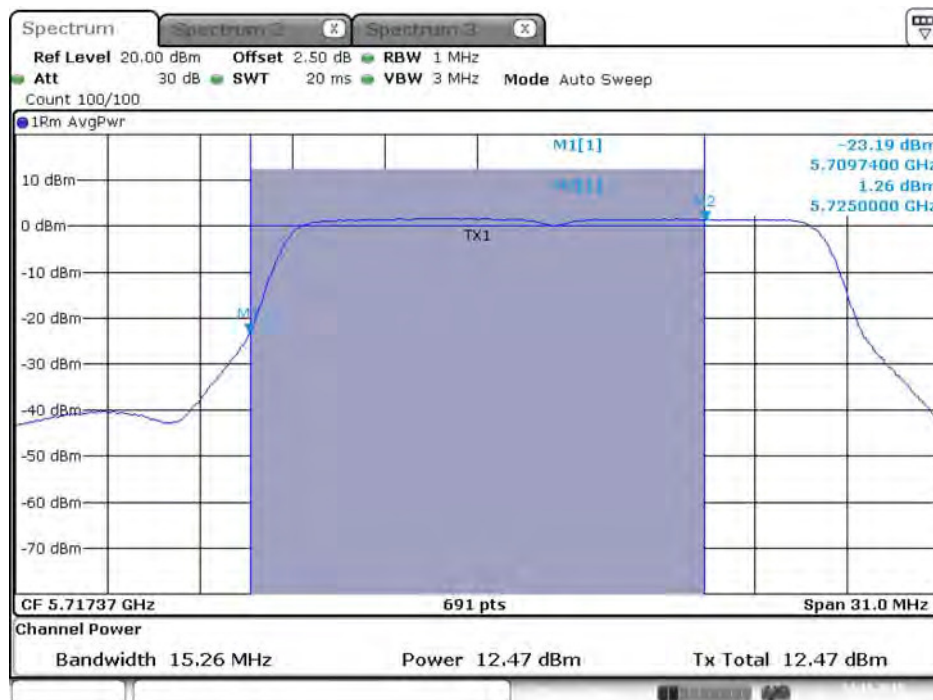
Date: 24.NOV.2015 04:43:48

**Conducted Output Power Plot on Configuration IEEE 802.11ac MCS0/Nss1 VHT20 / Chain 3 / 5720 MHz (UNII 2C)**



Date: 24.NOV.2015 04:43:56

**Conducted Output Power Plot on Configuration IEEE 802.11ac MCS0/Nss1 VHT20 / Chain 4 / 5720 MHz (UNII 2C)**



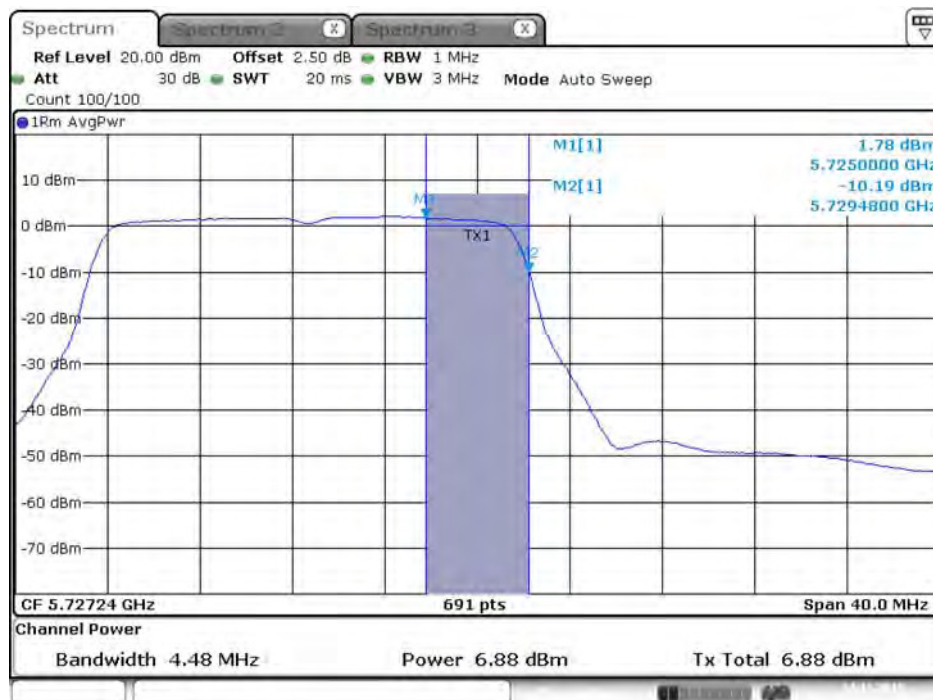
Date: 24.NOV.2015 04:44:03

**Conducted Output Power Plot on Configuration IEEE 802.11ac MCS0/Nss1 VHT20 / Chain 1 / 5720 MHz (UNII 3)**



Date: 24.NOV.2015 04:43:44

**Conducted Output Power Plot on Configuration IEEE 802.11ac MCS0/Nss1 VHT20 / Chain 2 / 5720 MHz (UNII 3)**



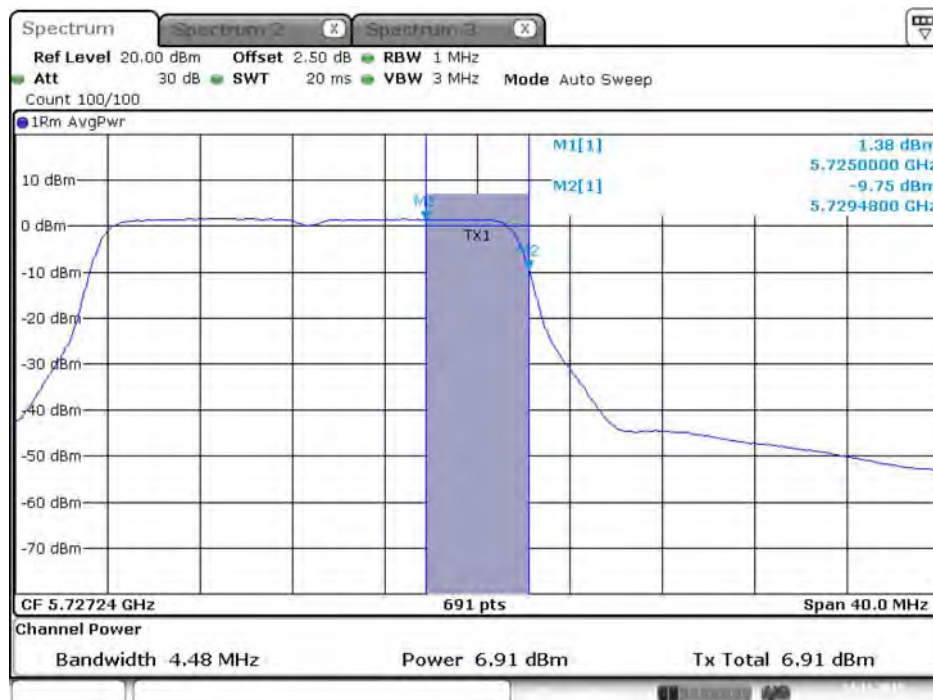
Date: 24.NOV.2015 04:43:52

**Conducted Output Power Plot on Configuration IEEE 802.11ac MCS0/Nss1 VHT20 / Chain 3 / 5720 MHz (UNII 3)**



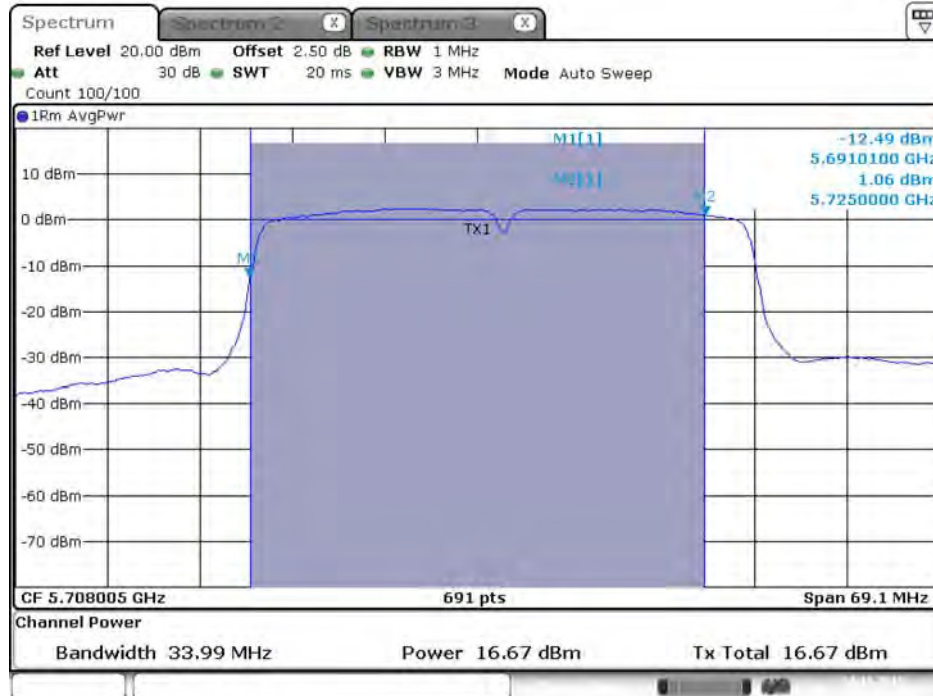
Date: 24.NOV.2015 04:43:59

**Conducted Output Power Plot on Configuration IEEE 802.11ac MCS0/Nss1 VHT20 / Chain 4 / 5720 MHz (UNII 3)**



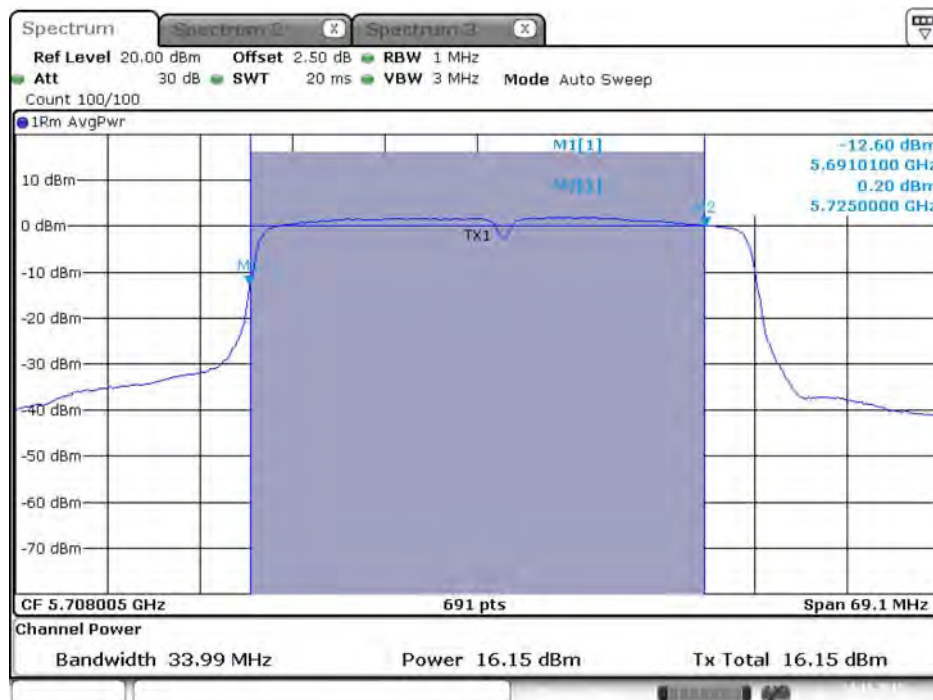
Date: 24.NOV.2015 04:44:06

**Conducted Output Power Plot on Configuration IEEE 802.11ac MCS0/Nss1 VHT40 / Chain 1 / 5710 MHz (UNII 2C)**



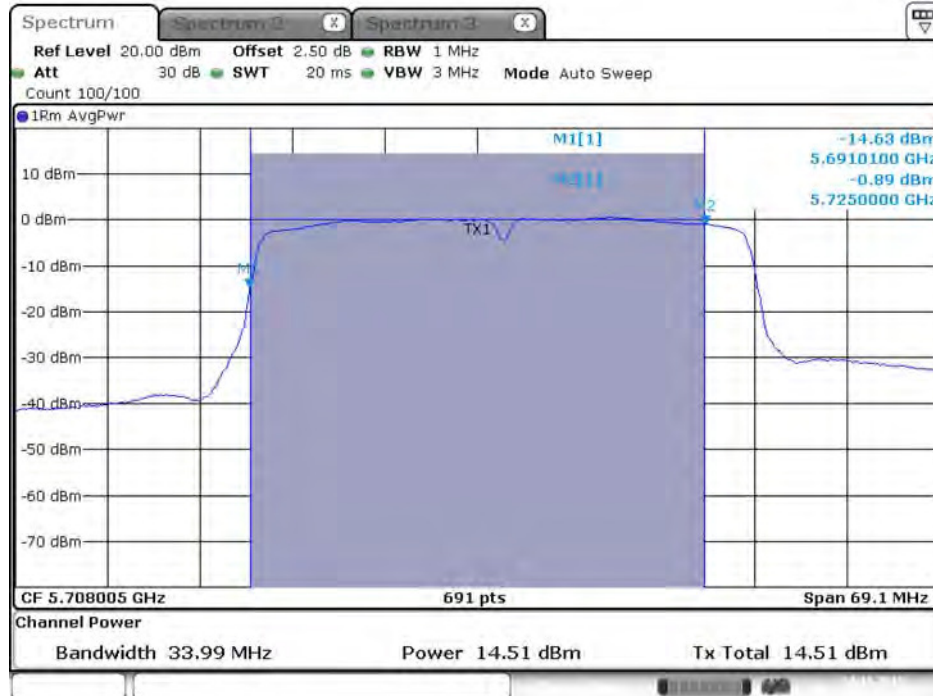
Date: 24.NOV.2015 04:46:09

**Conducted Output Power Plot on Configuration IEEE 802.11ac MCS0/Nss1 VHT40 / Chain 2 / 5710 MHz (UNII 2C)**



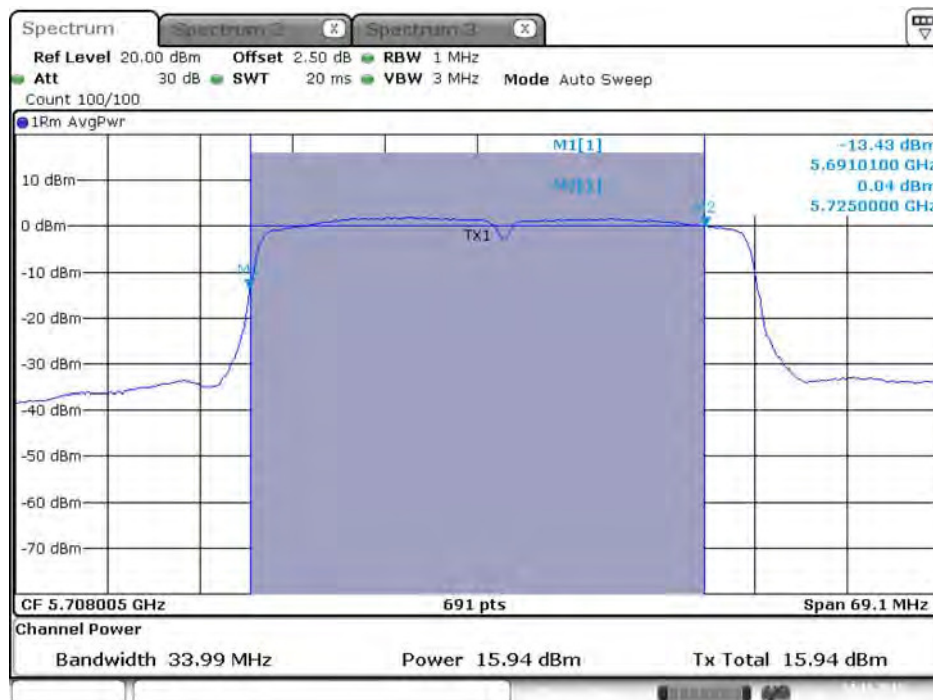
Date: 24.NOV.2015 04:46:16

**Conducted Output Power Plot on Configuration IEEE 802.11ac MCS0/Nss1 VHT40 / Chain 3 / 5710 MHz (UNII 2C)**



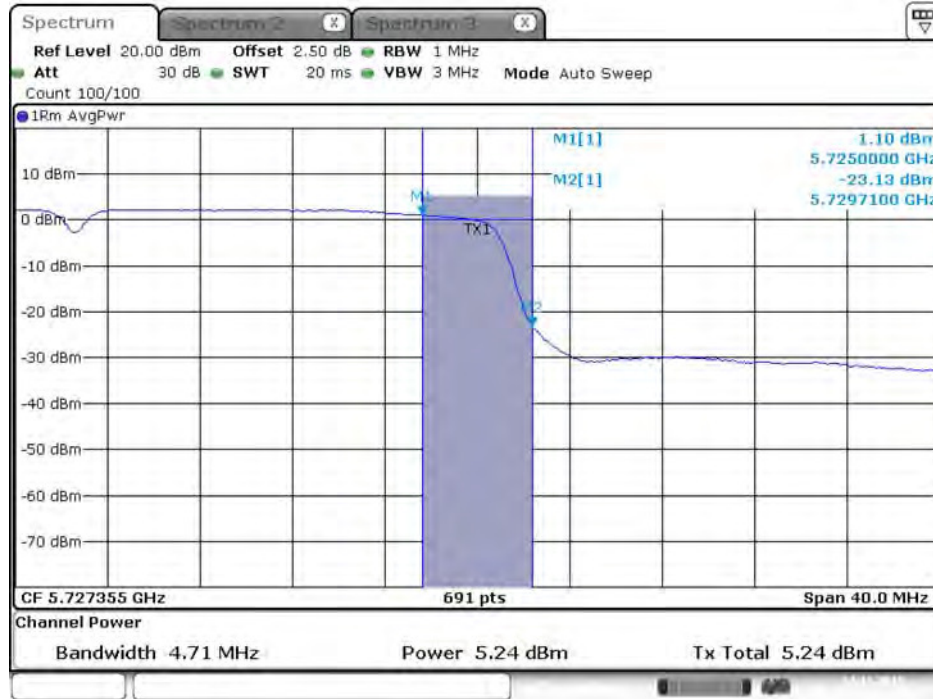
Date: 24.NOV.2015 04:46:23

**Conducted Output Power Plot on Configuration IEEE 802.11ac MCS0/Nss1 VHT40 / Chain 4 / 5710 MHz (UNII 2C)**



Date: 24.NOV.2015 04:46:31

**Conducted Output Power Plot on Configuration IEEE 802.11ac MCS0/Nss1 VHT40 / Chain 1 / 5710 MHz (UNII 3)**



Date: 24.NOV.2015 04:46:12

**Conducted Output Power Plot on Configuration IEEE 802.11ac MCS0/Nss1 VHT40 / Chain 2 / 5710 MHz (UNII 3)**



Date: 24.NOV.2015 04:46:19

**Conducted Output Power Plot on Configuration IEEE 802.11ac MCS0/Nss1 VHT40 / Chain 3 / 5710 MHz (UNII 3)**



Date: 24.NOV.2015 04:46:27

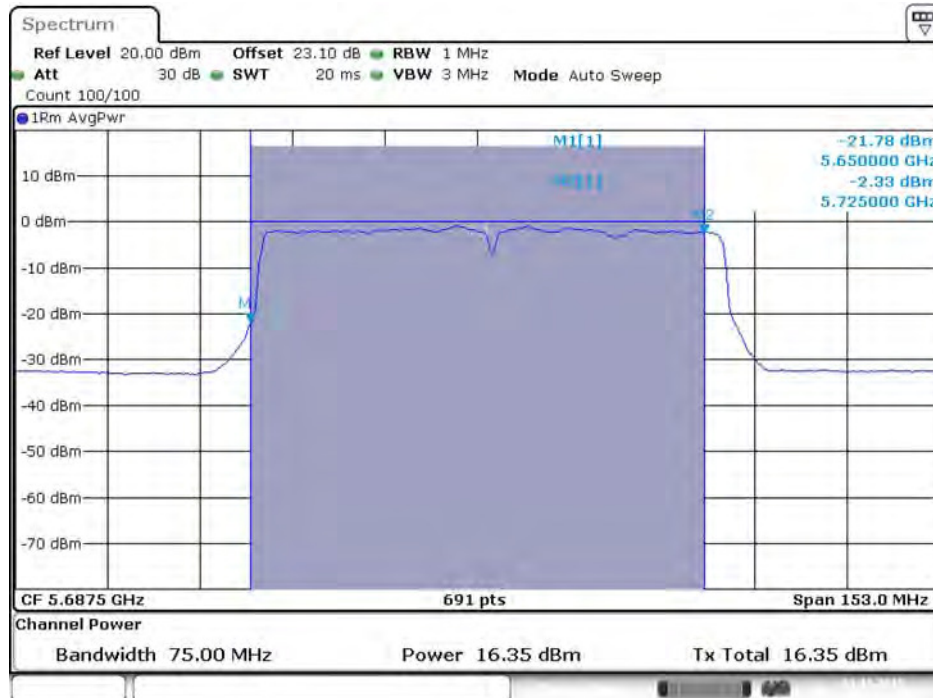
**Conducted Output Power Plot on Configuration IEEE 802.11ac MCS0/Nss1 VHT40 / Chain 4 / 5710 MHz (UNII 3)**



Date: 24.NOV.2015 04:46:34

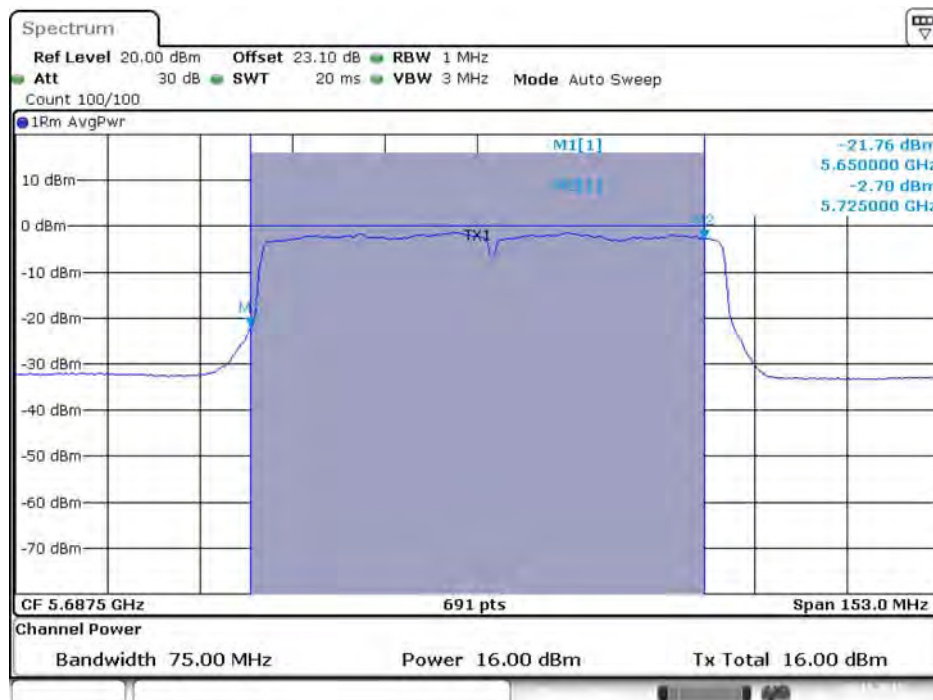


**Conducted Output Power Plot on Configuration IEEE 802.11ac MCS0/Nss1 VHT80 / Chain 1 / 5690 MHz (UNII 2C)**



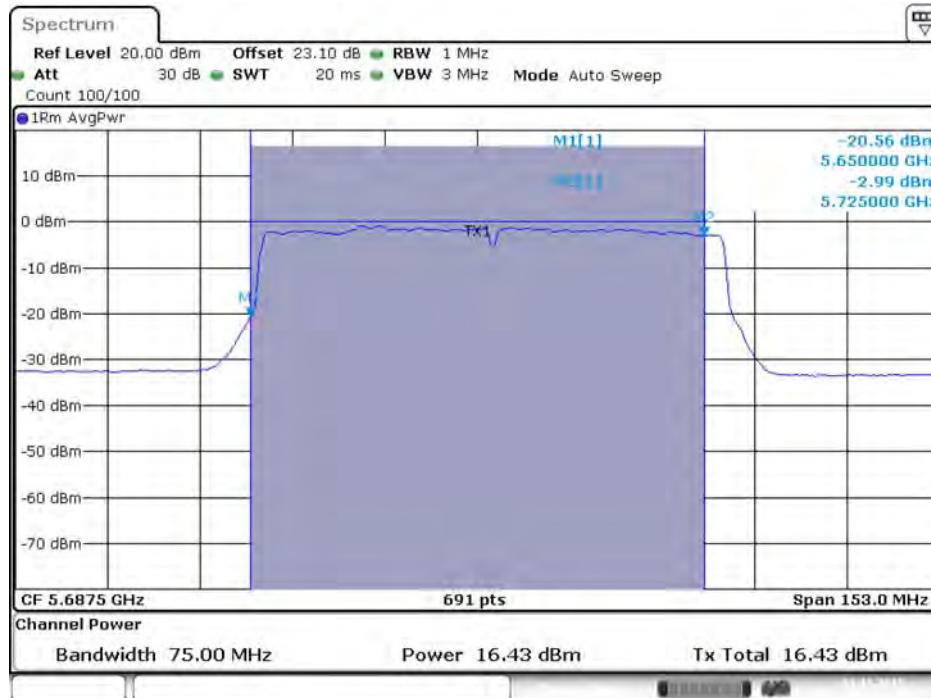
Date: 1.NOV.2015 04:42:05

**Conducted Output Power Plot on Configuration IEEE 802.11ac MCS0/Nss1 VHT80 / Chain 2 / 5690 MHz (UNII 2C)**



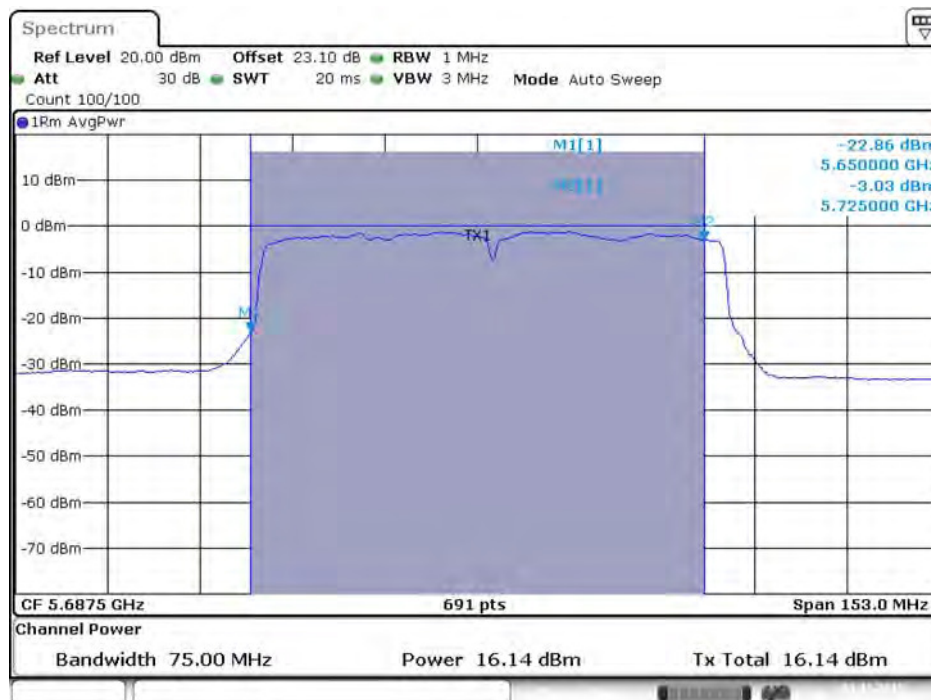
Date: 1.NOV.2015 04:42:13

**Conducted Output Power Plot on Configuration IEEE 802.11ac MCS0/Nss1 VHT80 / Chain 3 / 5690 MHz (UNII 2C)**



Date: 1.NOV.2015 04:41:50

**Conducted Output Power Plot on Configuration IEEE 802.11ac MCS0/Nss1 VHT80 / Chain 4 / 5690 MHz (UNII 2C)**



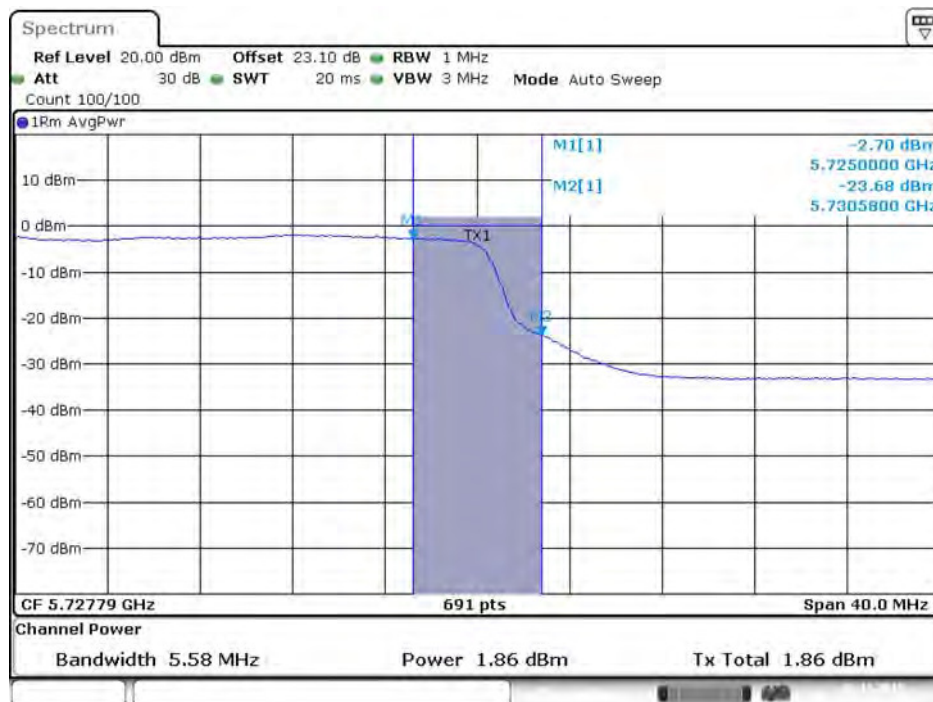
Date: 1.NOV.2015 04:41:58

**Conducted Output Power Plot on Configuration IEEE 802.11ac MCS0/Nss1 VHT80 / Chain 1 / 5690 MHz (UNII 3)**



Date: 1.NOV.2015 04:42:08

**Conducted Output Power Plot on Configuration IEEE 802.11ac MCS0/Nss1 VHT80 / Chain 2 / 5690 MHz (UNII 3)**



Date: 1.NOV.2015 04:42:16

**Conducted Output Power Plot on Configuration IEEE 802.11ac MCS0/Nss1 VHT80 / Chain 3 / 5690 MHz (UNII 3)**



Date: 1.NOV.2015 04:41:54

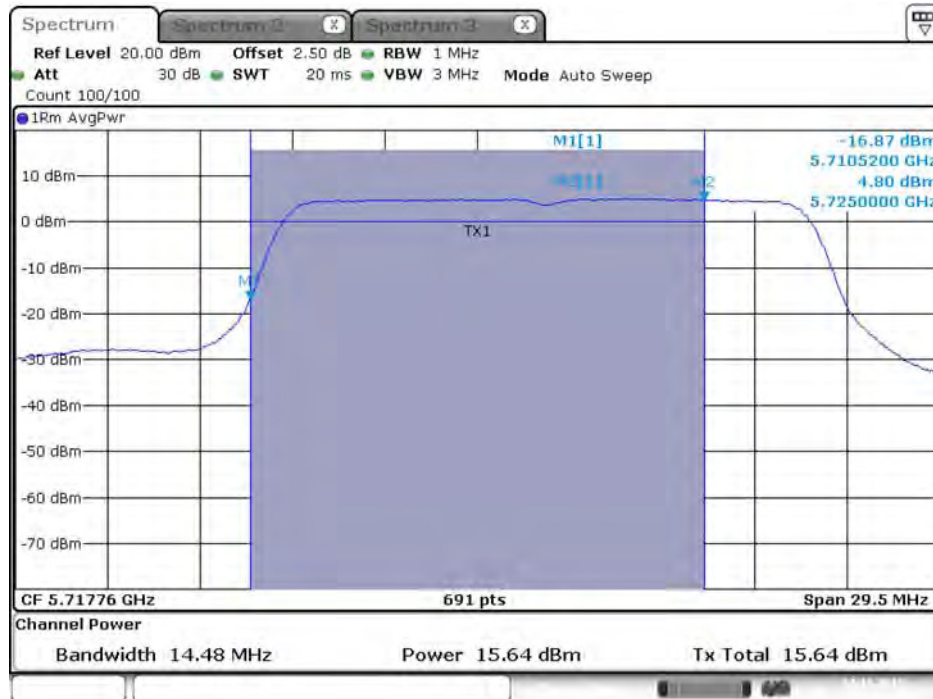
**Conducted Output Power Plot on Configuration IEEE 802.11ac MCS0/Nss1 VHT80 / Chain 4 / 5690 MHz (UNII 3)**



Date: 1.NOV.2015 04:42:01

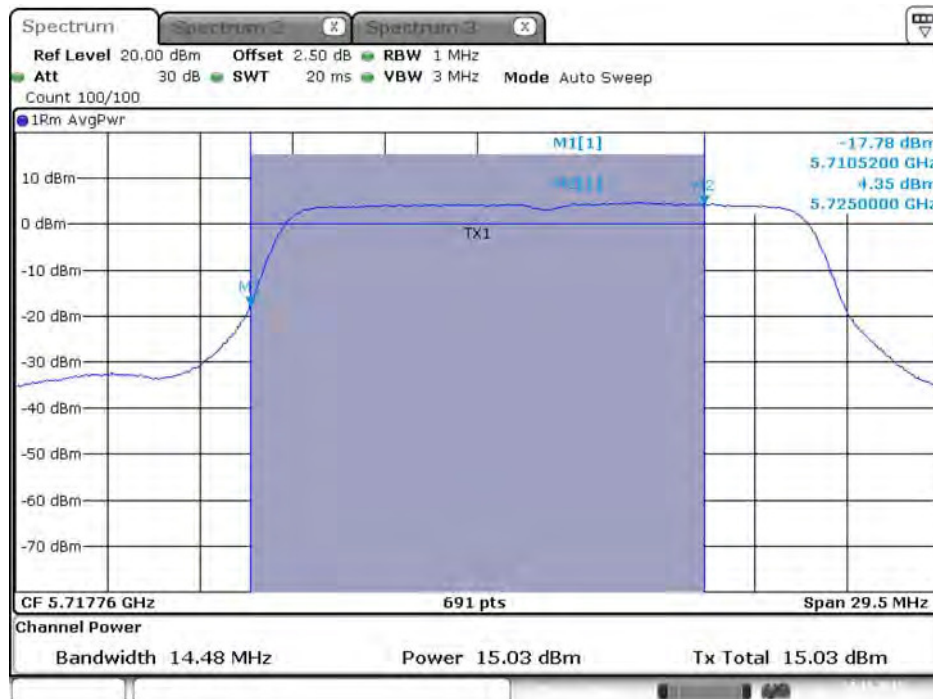
**Mode 5: EUT 1 + Set 5 Sector Antenna / 4.5 dBi**

**Conducted Output Power Plot on Configuration IEEE 802.11a / Chain 1 / 5720 MHz (UNII 2C)**



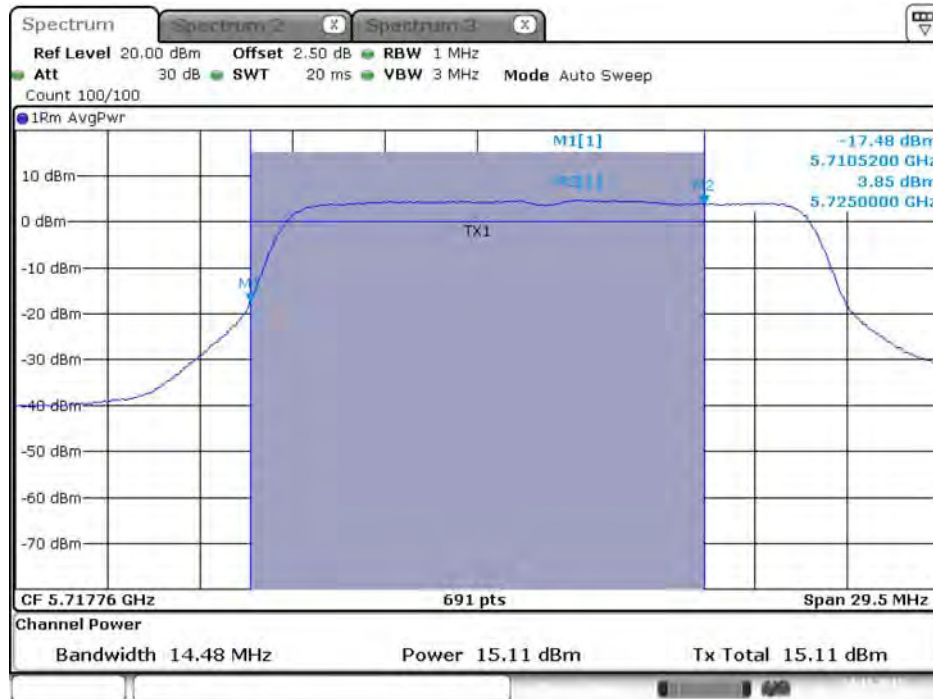
Date: 24.NOV.2015 03:14:48

**Conducted Output Power Plot on Configuration IEEE 802.11a / Chain 2 / 5720 MHz (UNII 2C)**



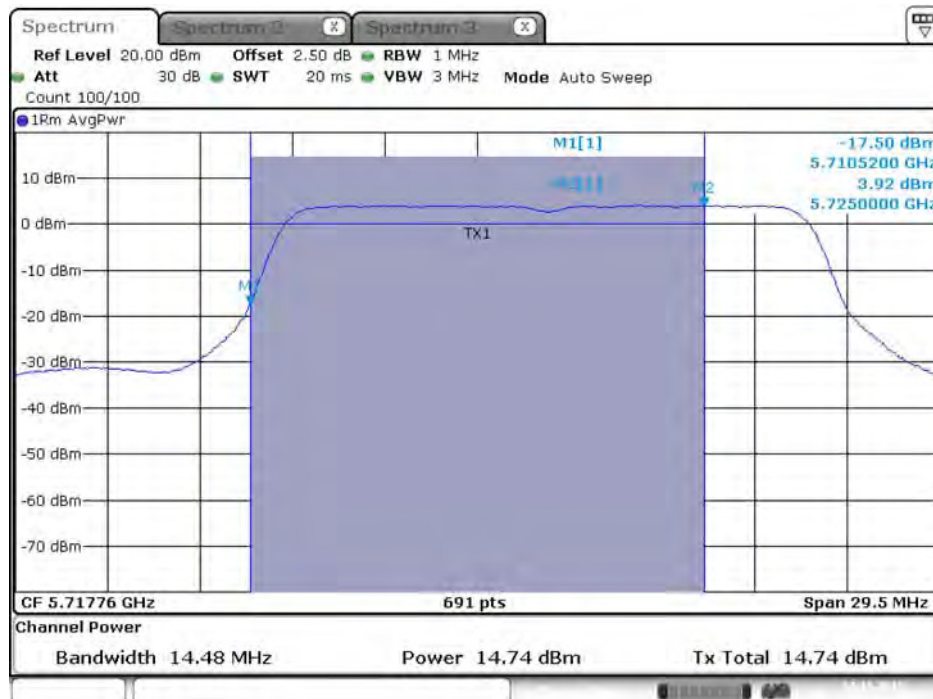
Date: 24.NOV.2015 03:14:55

**Conducted Output Power Plot on Configuration IEEE 802. 11a / Chain 3 / 5720 MHz (UNII 2C)**



Date: 24.NOV.2015 03:15:02

**Conducted Output Power Plot on Configuration IEEE 802.11a / Chain 4 / 5720 MHz (UNII 2C)**



Date: 24.NOV.2015 03:15:10

Conducted Output Power Plot on Configuration IEEE 802. 11a / Chain 1 / 5720 MHz (UNII 3)



Date: 24.NOV.2015 03:14:51

Conducted Output Power Plot on Configuration IEEE 802. 11a / Chain 2 / 5720 MHz (UNII 3)



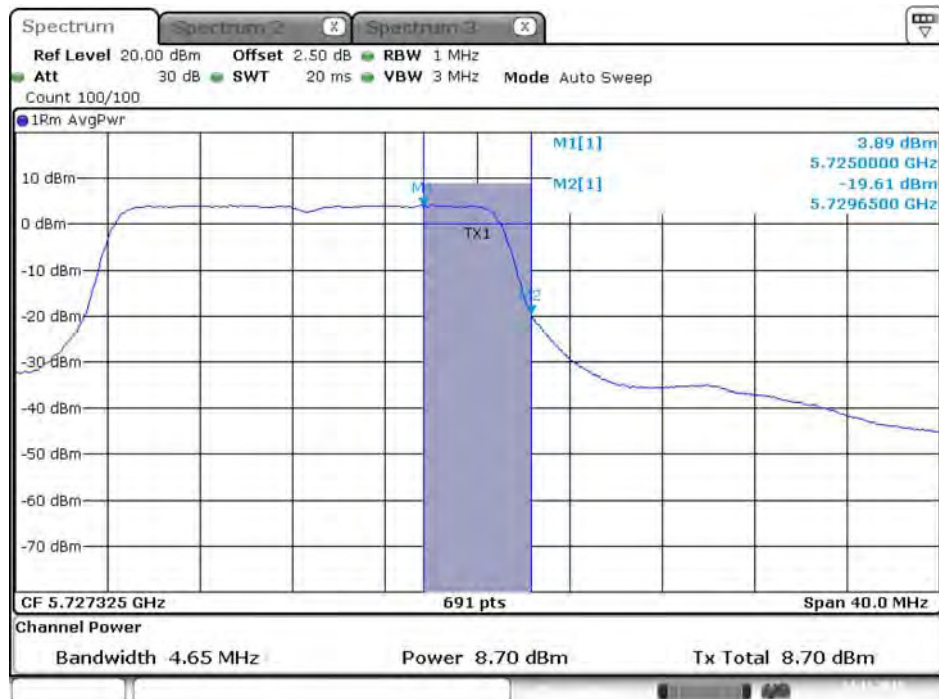
Date: 24.NOV.2015 03:14:59

Conducted Output Power Plot on Configuration IEEE 802. 11a / Chain 3 / 5720 MHz (UNII 3)



Date: 24.NOV.2015 03:15:06

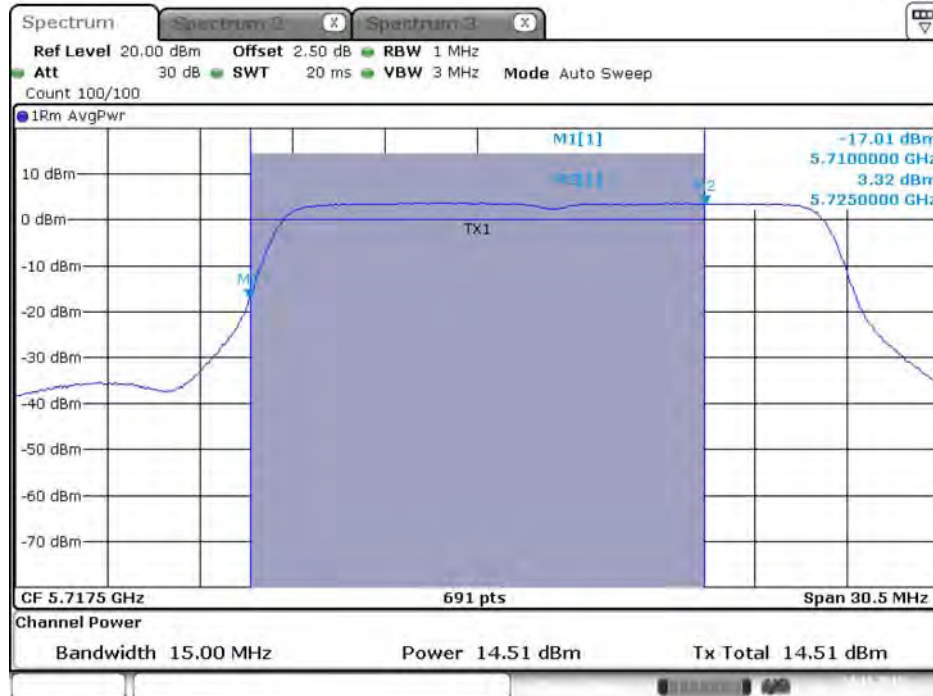
Conducted Output Power Plot on Configuration IEEE 802. 11a / Chain 4 / 5720 MHz (UNII 3)



Date: 24.NOV.2015 03:15:13

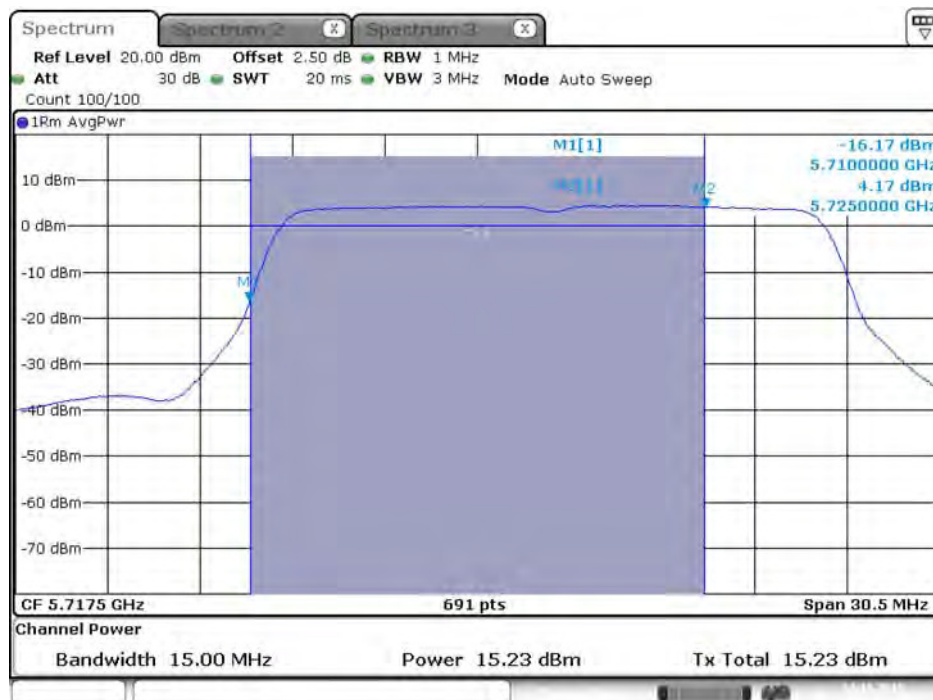


**Conducted Output Power Plot on Configuration IEEE 802.11ac MCS0/Nss1 VHT20 / Chain 1 / 5720 MHz (UNII 2C)**



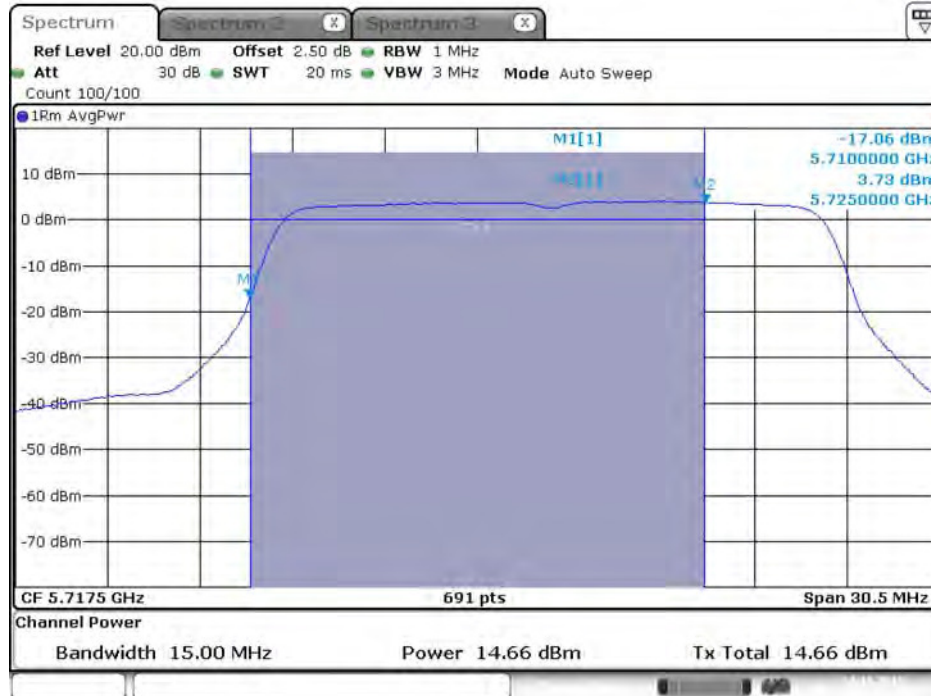
Date: 24.NOV.2015 03:23:47

**Conducted Output Power Plot on Configuration IEEE 802.11ac MCS0/Nss1 VHT20 / Chain 2 / 5720 MHz (UNII 2C)**



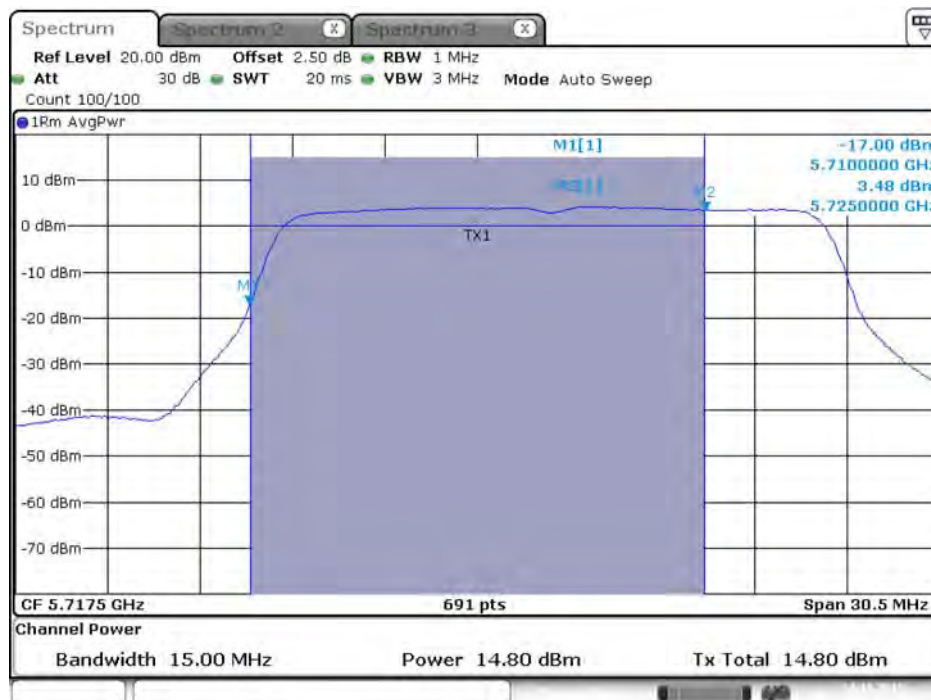
Date: 24.NOV.2015 03:23:25

**Conducted Output Power Plot on Configuration IEEE 802.11ac MCS0/Nss1 VHT20 / Chain 3 / 5720 MHz (UNII 2C)**



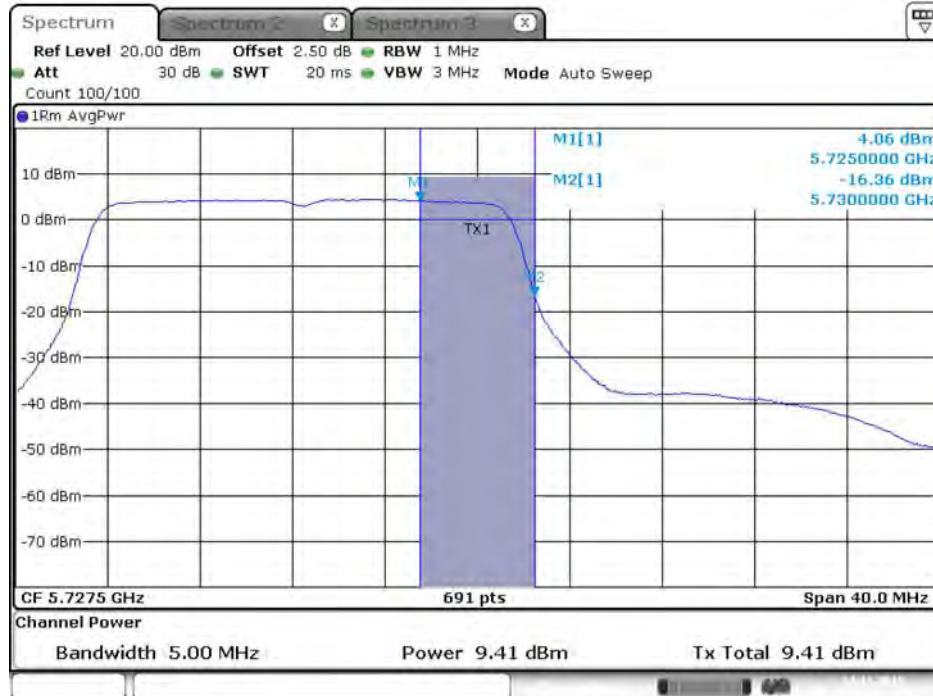
Date: 24.NOV.2015 03:23:32

**Conducted Output Power Plot on Configuration IEEE 802.11ac MCS0/Nss1 VHT20 / Chain 4 / 5720 MHz (UNII 2C)**



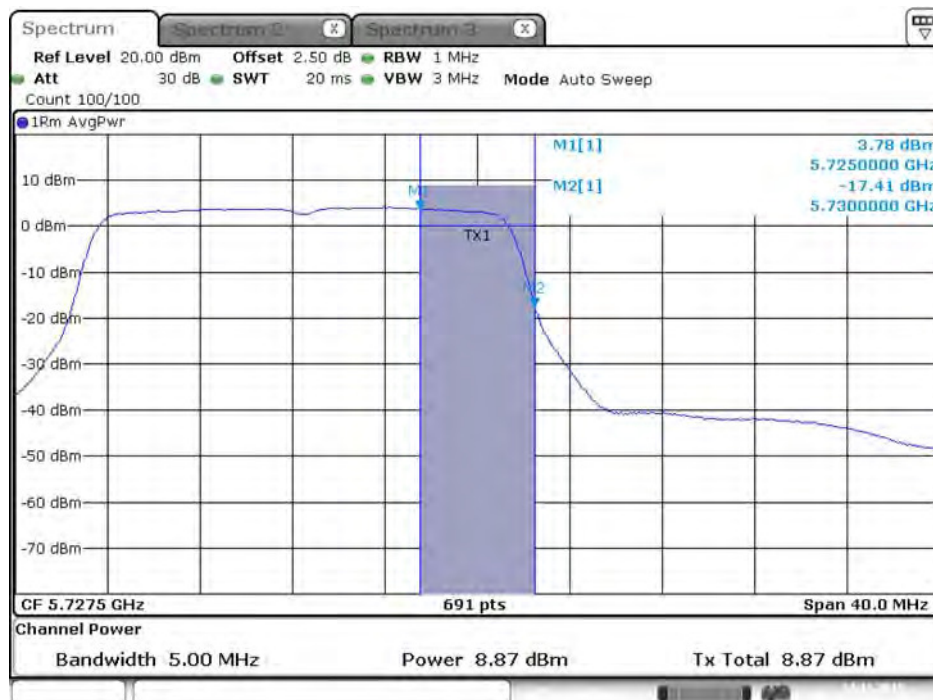
Date: 24.NOV.2015 03:23:40

**Conducted Output Power Plot on Configuration IEEE 802.11ac MCS0/Nss1 VHT20 / Chain 1 / 5720 MHz (UNII 3)**



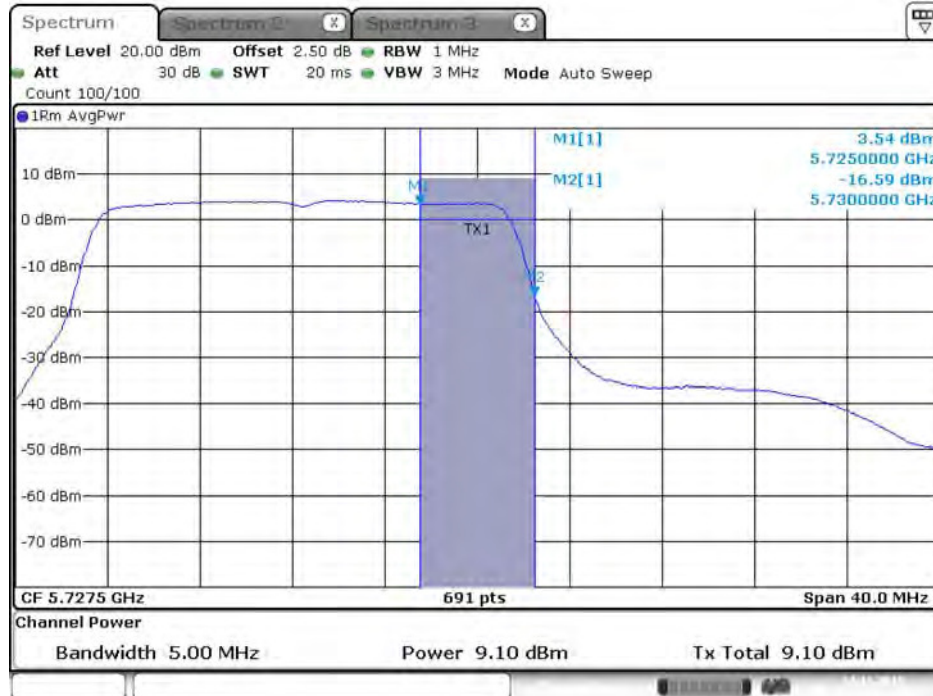
Date: 24.NOV.2015 03:23:28

**Conducted Output Power Plot on Configuration IEEE 802.11ac MCS0/Nss1 VHT20 / Chain 2 / 5720 MHz (UNII 3)**



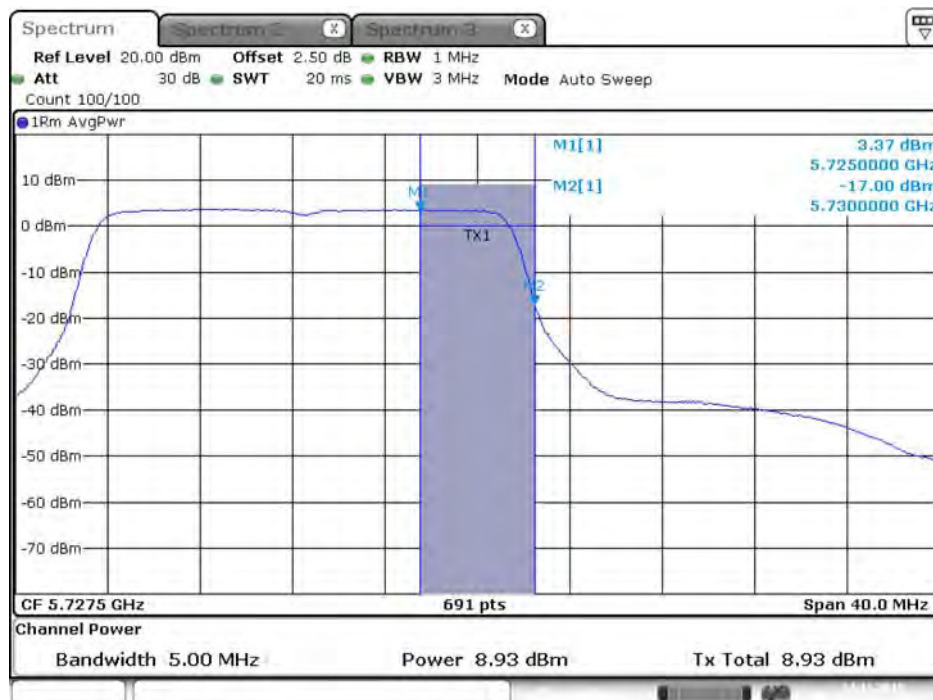
Date: 24.NOV.2015 03:23:36

**Conducted Output Power Plot on Configuration IEEE 802.11ac MCS0/Nss1 VHT20 / Chain 3 / 5720 MHz (UNII 3)**



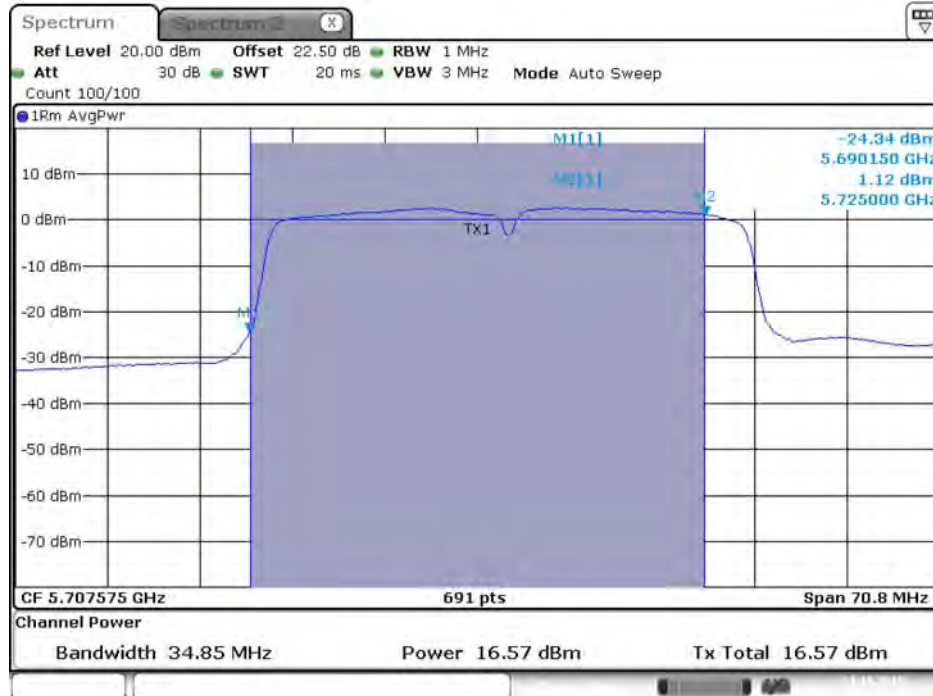
Date: 24.NOV.2015 03:23:43

**Conducted Output Power Plot on Configuration IEEE 802.11ac MCS0/Nss1 VHT20 / Chain 4 / 5720 MHz (UNII 3)**



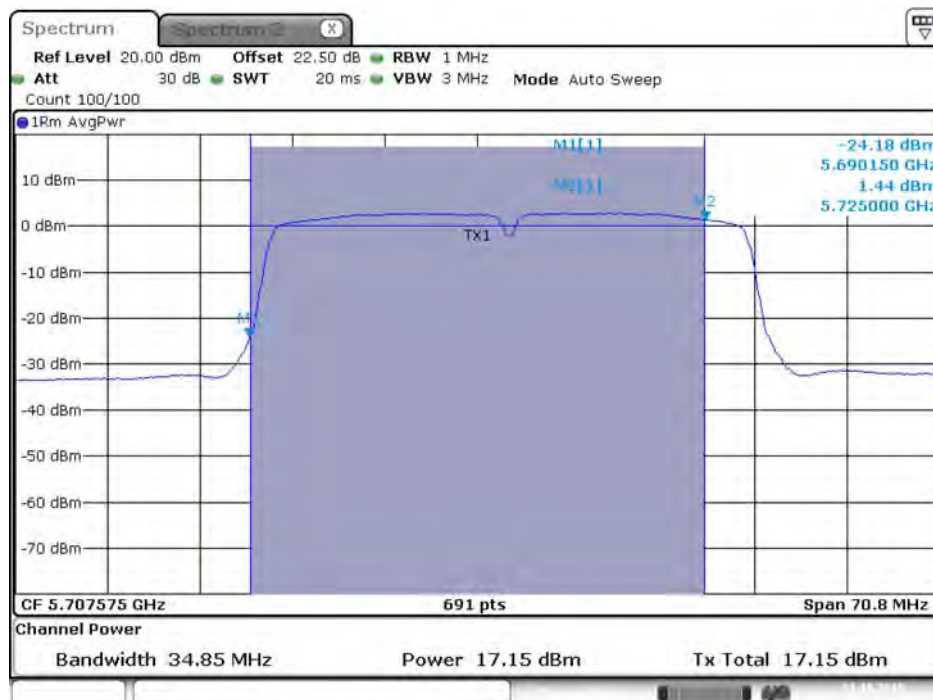
Date: 24.NOV.2015 03:23:50

**Conducted Output Power Plot on Configuration IEEE 802.11ac MCS0/Nss1 VHT40 / Chain 1 / 5710 MHz (UNII 2C)**



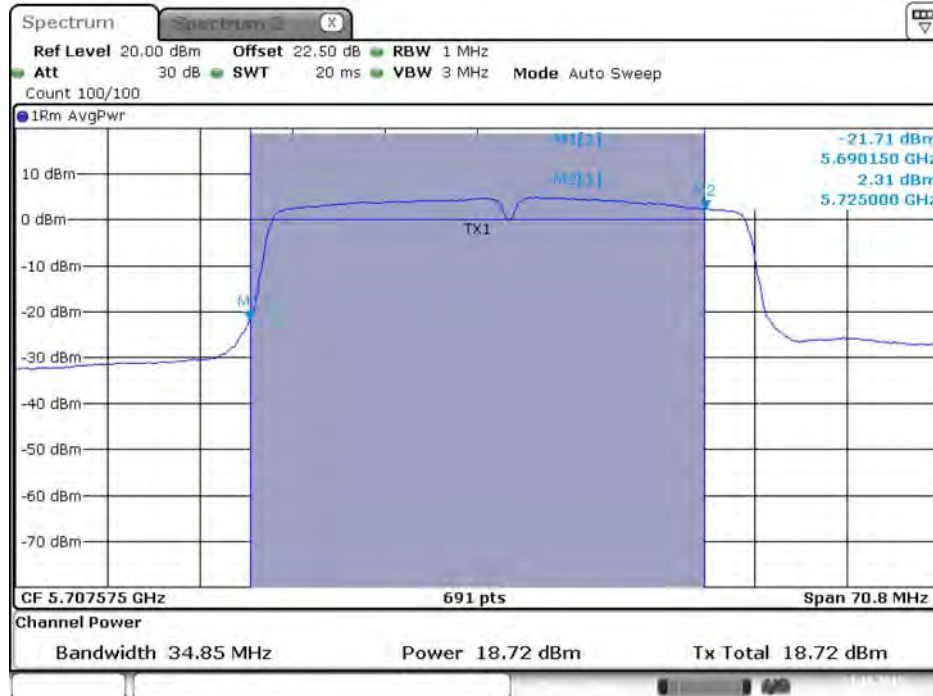
Date: 23.OCT.2015 17:29:20

**Conducted Output Power Plot on Configuration IEEE 802.11ac MCS0/Nss1 VHT40 / Chain 2 / 5710 MHz (UNII 2C)**



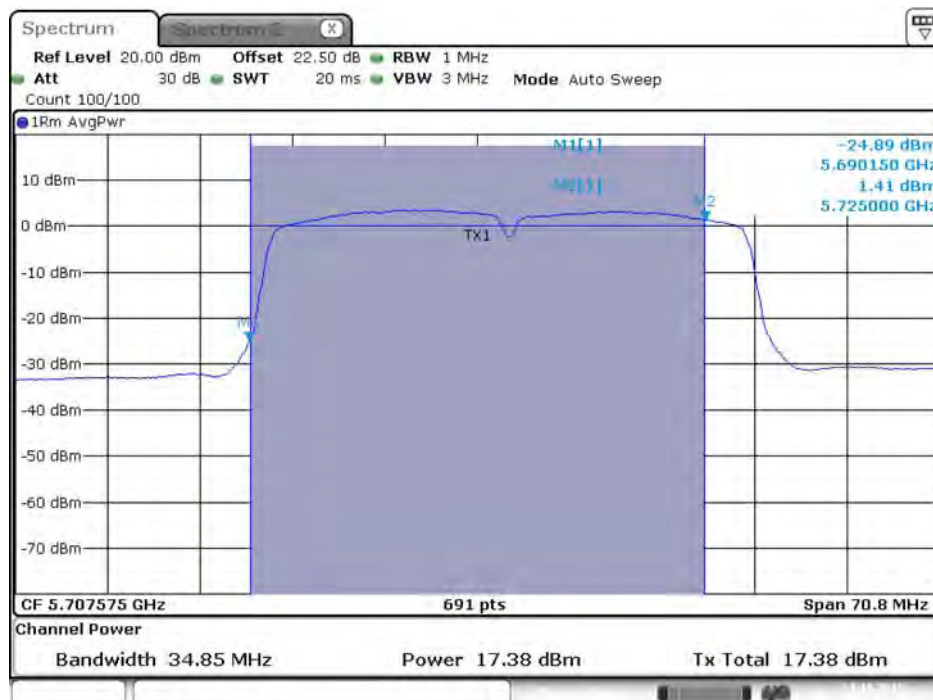
Date: 23.OCT.2015 17:29:27

**Conducted Output Power Plot on Configuration IEEE 802.11ac MCS0/Nss1 VHT40 / Chain 3 / 5710 MHz (UNII 2C)**



Date: 23.OCT.2015 17:29:35

**Conducted Output Power Plot on Configuration IEEE 802.11ac MCS0/Nss1 VHT40 / Chain 4 / 5710 MHz (UNII 2C)**



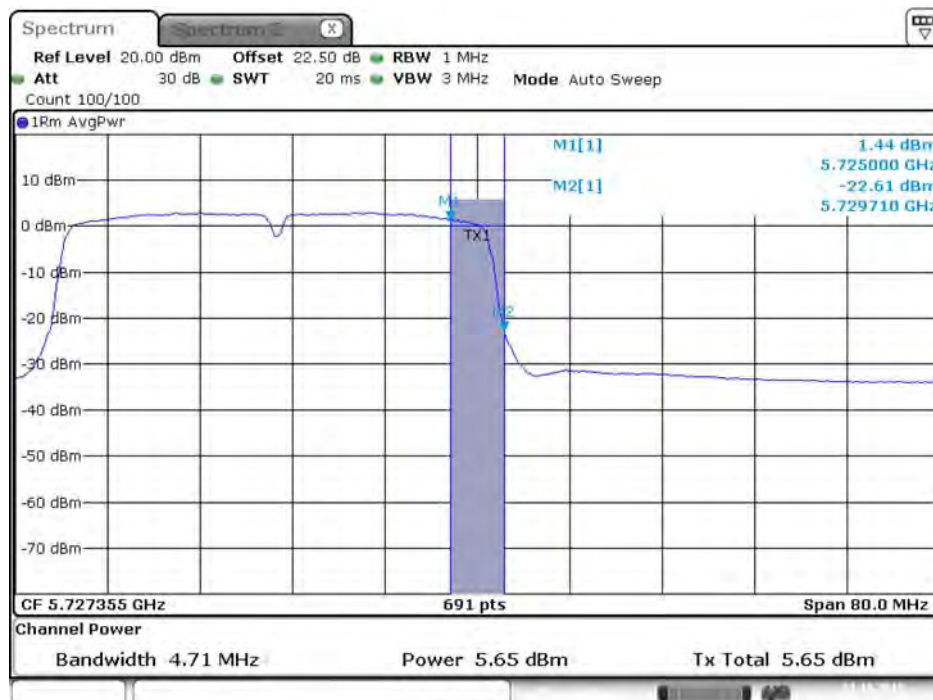
Date: 23.OCT.2015 17:29:42

**Conducted Output Power Plot on Configuration IEEE 802.11ac MCS0/Nss1 VHT40 / Chain 1 / 5710 MHz (UNII 3)**



Date: 23.OCT.2015 17:29:24

**Conducted Output Power Plot on Configuration IEEE 802.11ac MCS0/Nss1 VHT40 / Chain 2 / 5710 MHz (UNII 3)**



Date: 23.OCT.2015 17:29:31

**Conducted Output Power Plot on Configuration IEEE 802.11ac MCS0/Nss1 VHT40 / Chain 3 / 5710 MHz (UNII 3)**



Date: 23.OCT.2015 17:29:38

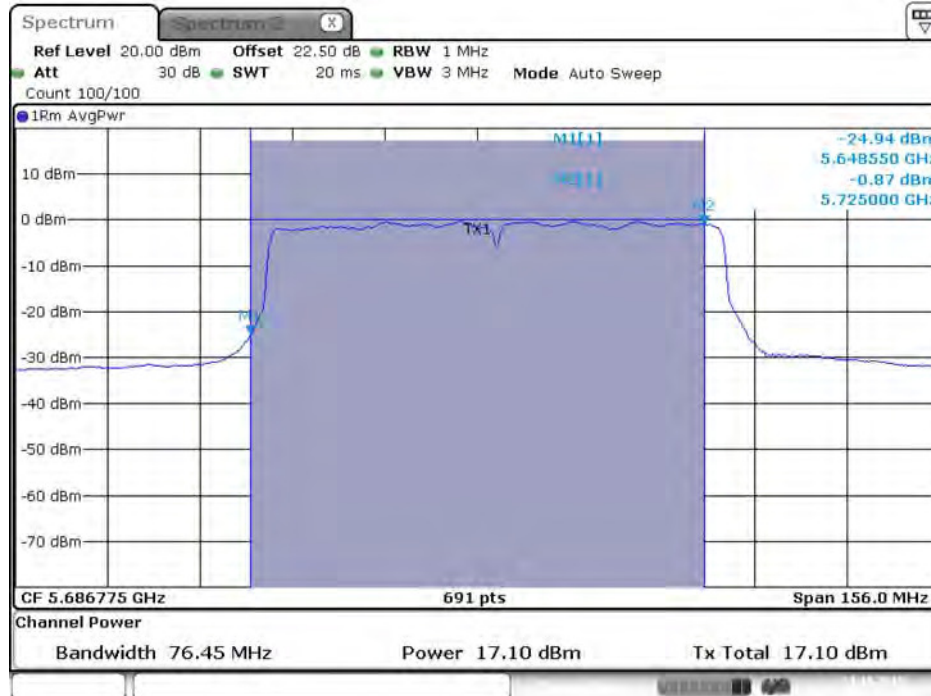
**Conducted Output Power Plot on Configuration IEEE 802.11ac MCS0/Nss1 VHT40 / Chain 4 / 5710 MHz (UNII 3)**



Date: 23.OCT.2015 17:29:45

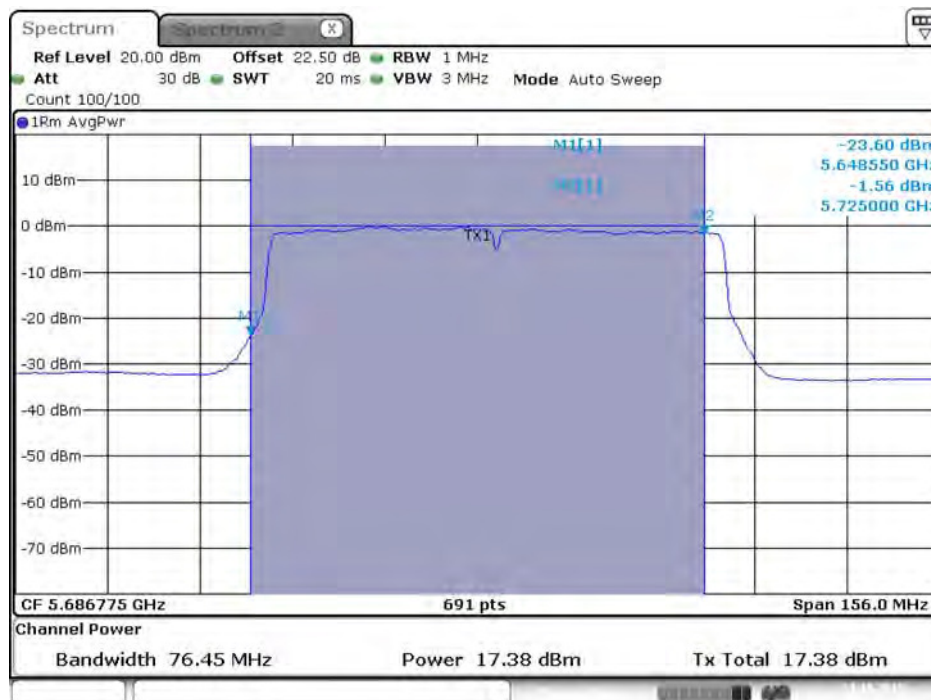


**Conducted Output Power Plot on Configuration IEEE 802.11ac MCS0/Nss1 VHT80 / Chain 1 / 5690 MHz (UNII 2C)**



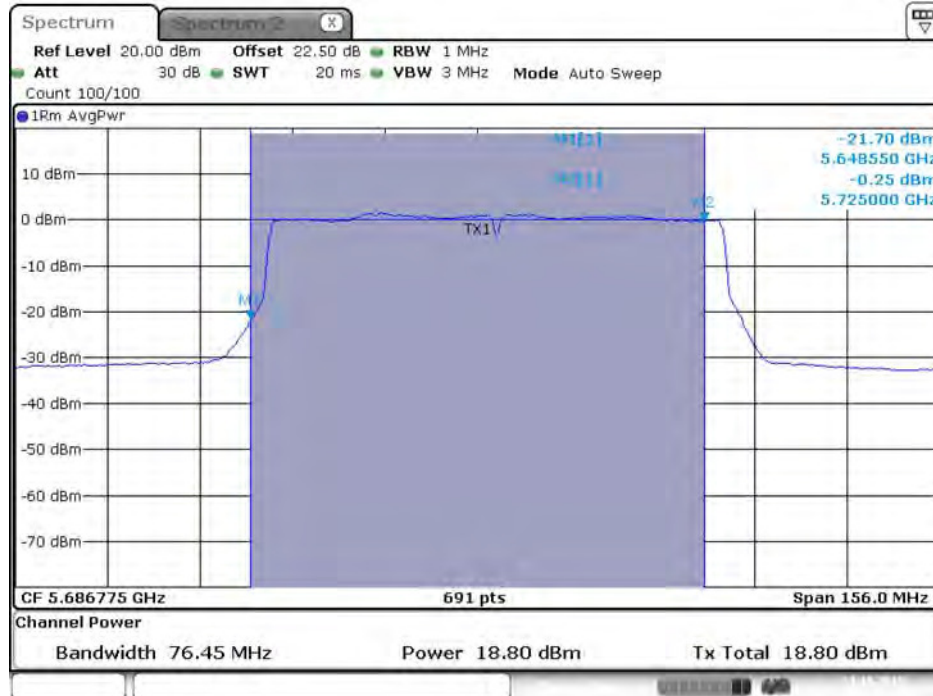
Date: 23.OCT.2015 17:38:00

**Conducted Output Power Plot on Configuration IEEE 802.11ac MCS0/Nss1 VHT80 / Chain 2 / 5690 MHz (UNII 2C)**



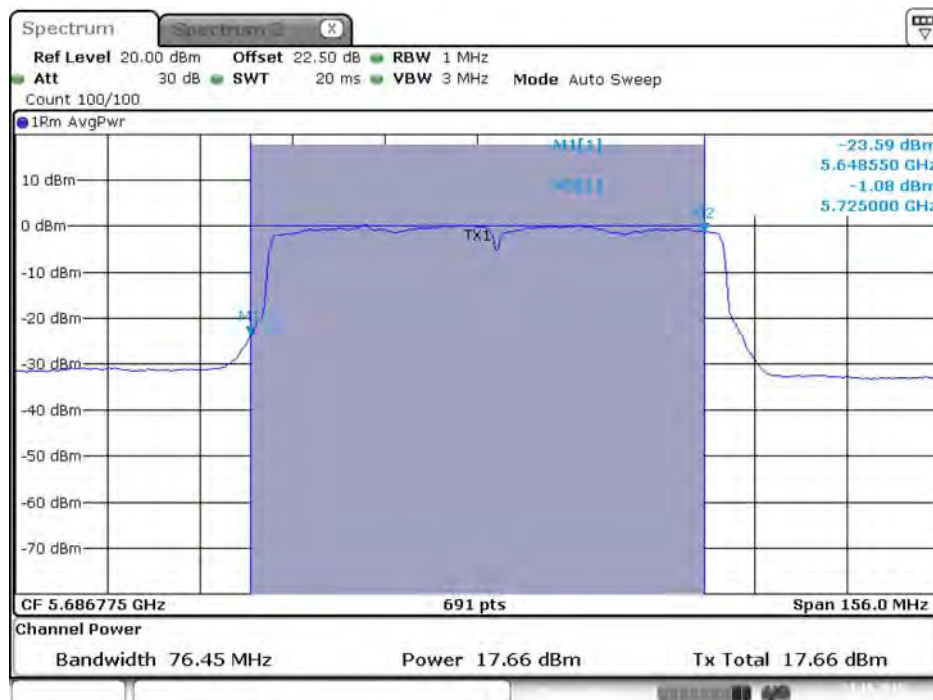
Date: 23.OCT.2015 17:38:07

**Conducted Output Power Plot on Configuration IEEE 802.11ac MCS0/Nss1 VHT80 / Chain 3 / 5690 MHz (UNII 2C)**



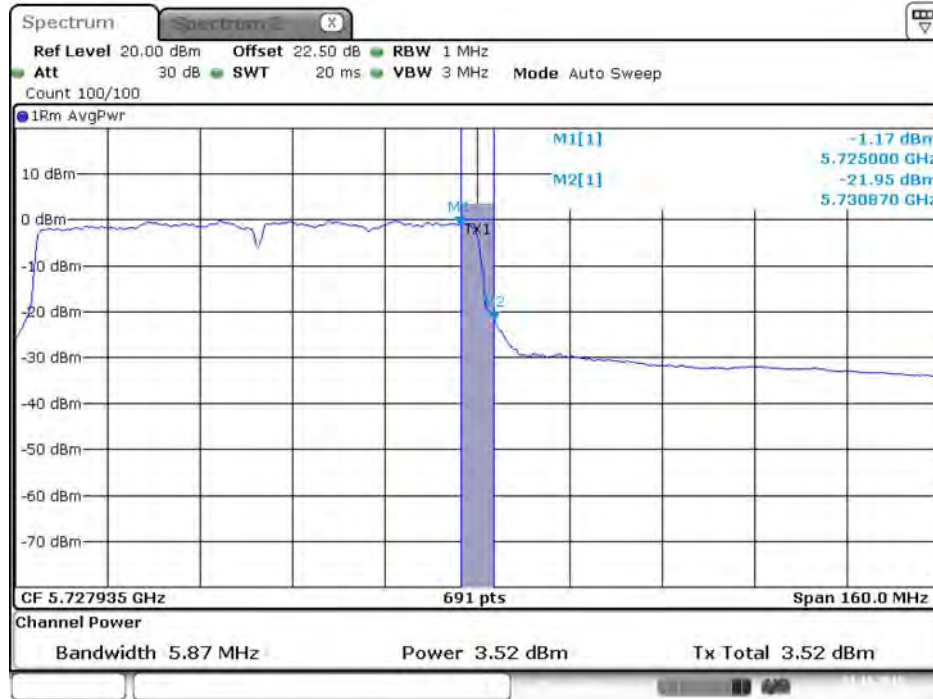
Date: 23.OCT.2015 17:36:14

**Conducted Output Power Plot on Configuration IEEE 802.11ac MCS0/Nss1 VHT80 / Chain 4 / 5690 MHz (UNII 2C)**



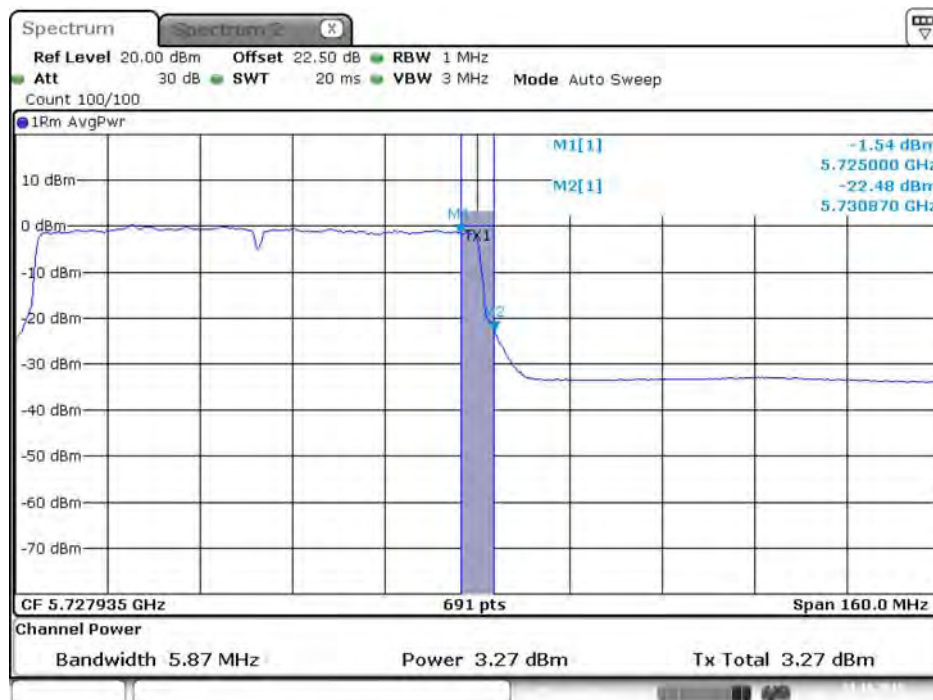
Date: 23.OCT.2015 17:36:21

**Conducted Output Power Plot on Configuration IEEE 802.11ac MCS0/Nss1 VHT80 / Chain 1 / 5690 MHz (UNII 3)**



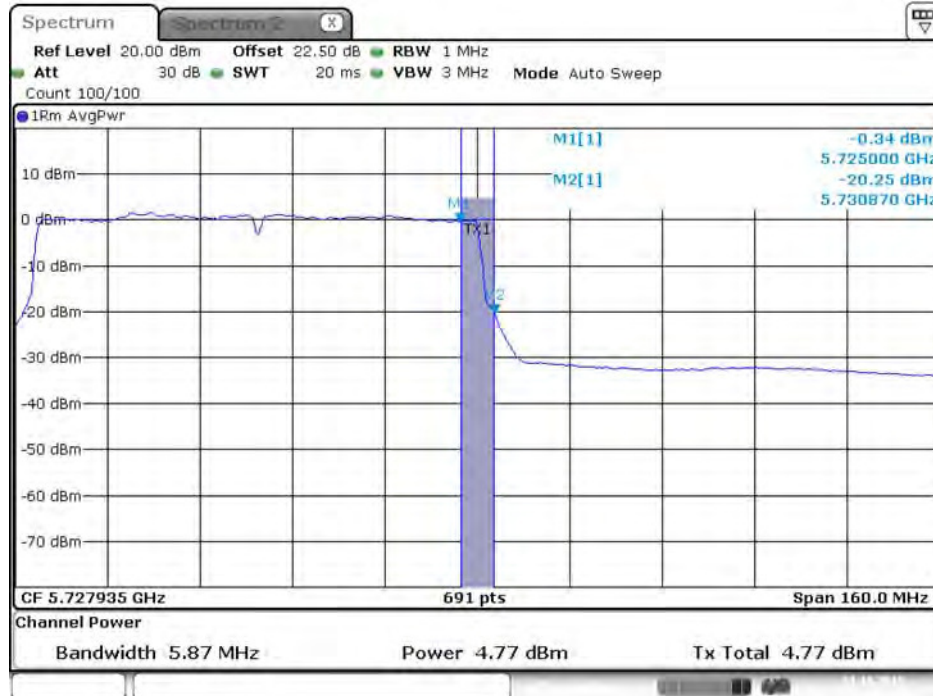
Date: 23.OCT.2015 17:36:03

**Conducted Output Power Plot on Configuration IEEE 802.11ac MCS0/Nss1 VHT80 / Chain 2 / 5690 MHz (UNII 3)**



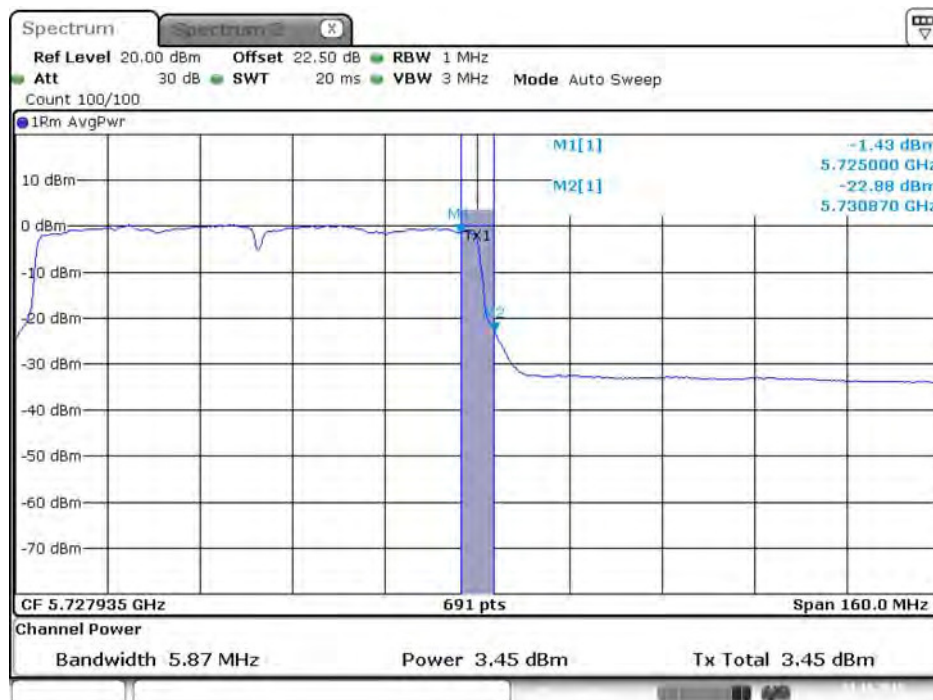
Date: 23.OCT.2015 17:36:10

**Conducted Output Power Plot on Configuration IEEE 802.11ac MCS0/Nss1 VHT80 / Chain 3 / 5690 MHz (UNII 3)**



Date: 23.OCT.2015 17:36:17

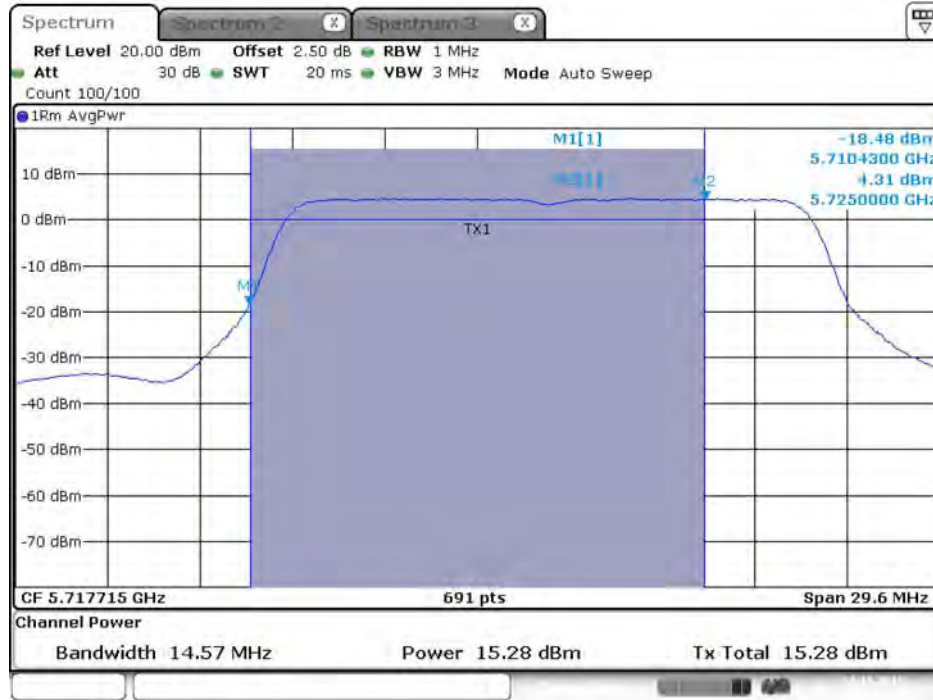
**Conducted Output Power Plot on Configuration IEEE 802.11ac MCS0/Nss1 VHT80 / Chain 4 / 5690 MHz (UNII 3)**



Date: 23.OCT.2015 17:36:24

**Mode 6: EUT 1 + Set 6 Sector Antenna / 4 dBi**

**Conducted Output Power Plot on Configuration IEEE 802.11a / Chain 1 / 5720 MHz (UNII 2C)**



Date: 24.NOV.2015 03:42:07

**Conducted Output Power Plot on Configuration IEEE 802.11a / Chain 2 / 5720 MHz (UNII 2C)**



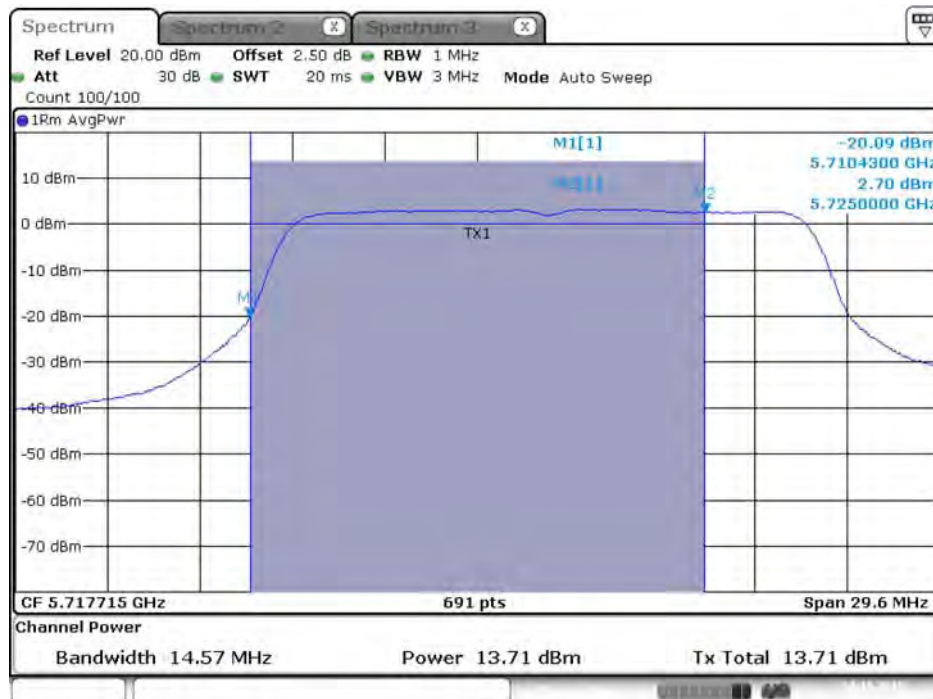
Date: 24.NOV.2015 03:41:45

**Conducted Output Power Plot on Configuration IEEE 802. 11a / Chain 3 / 5720 MHz (UNII 2C)**



Date: 24.NOV.2015 03:41:53

**Conducted Output Power Plot on Configuration IEEE 802.11a / Chain 4 / 5720 MHz (UNII 2C)**



Date: 24.NOV.2015 03:42:00

Conducted Output Power Plot on Configuration IEEE 802. 11a / Chain 1 / 5720 MHz (UNII 3)



Date: 24.NOV.2015 03:41:49

Conducted Output Power Plot on Configuration IEEE 802. 11a / Chain 2 / 5720 MHz (UNII 3)



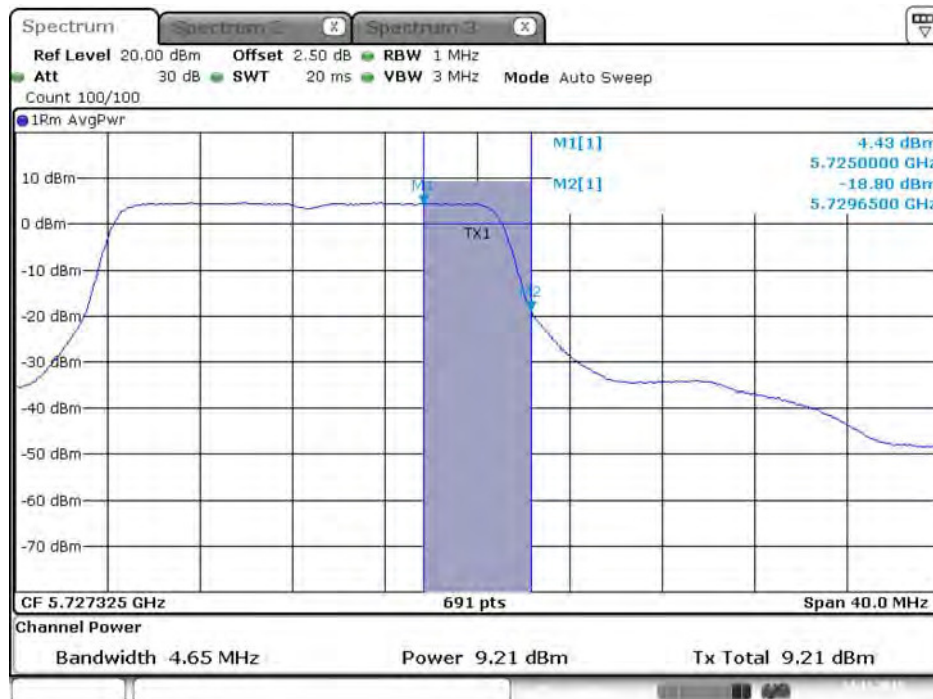
Date: 24.NOV.2015 03:41:56

**Conducted Output Power Plot on Configuration IEEE 802. 11a / Chain 3 / 5720 MHz (UNII 3)**



Date: 24.NOV.2015 03:42:03

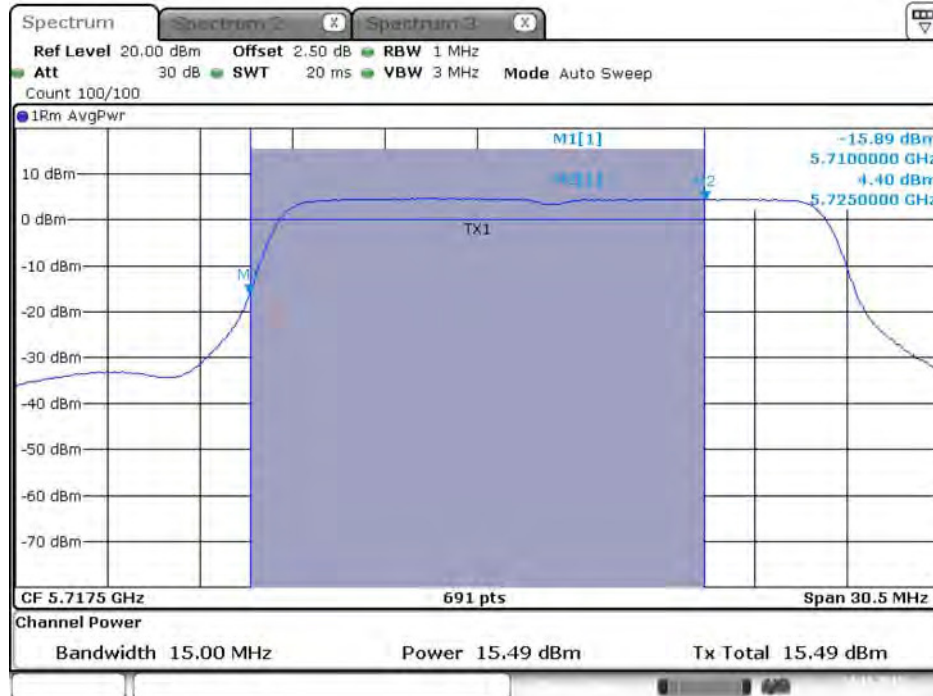
**Conducted Output Power Plot on Configuration IEEE 802. 11a / Chain 4 / 5720 MHz (UNII 3)**



Date: 24.NOV.2015 03:42:10

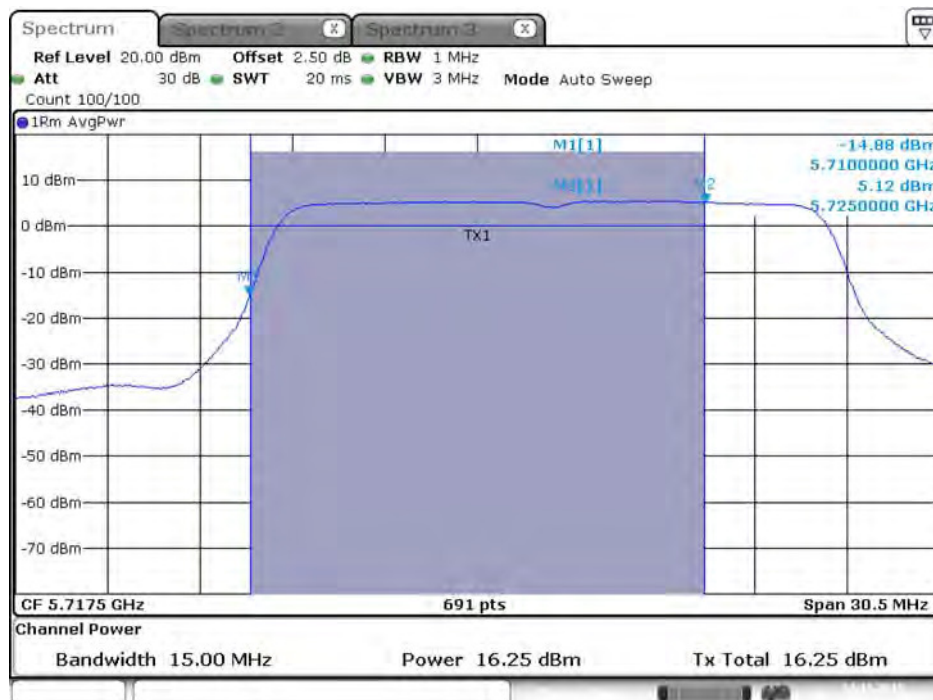


**Conducted Output Power Plot on Configuration IEEE 802.11ac MCS0/Nss1 VHT20 / Chain 1 / 5720 MHz (UNII 2C)**



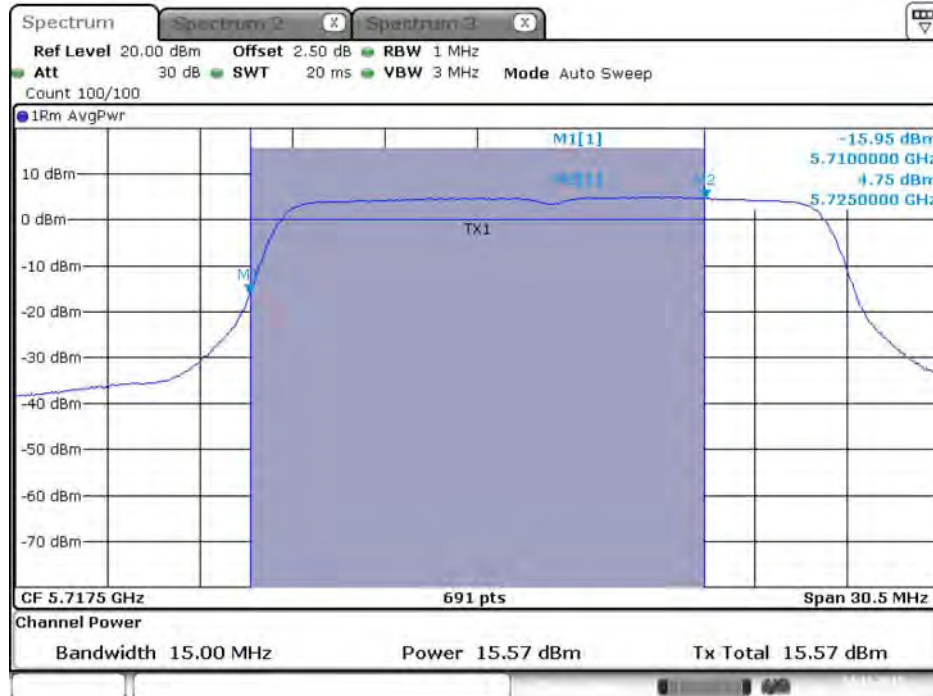
Date: 24.NOV.2015 03:49:01

**Conducted Output Power Plot on Configuration IEEE 802.11ac MCS0/Nss1 VHT20 / Chain 2 / 5720 MHz (UNII 2C)**



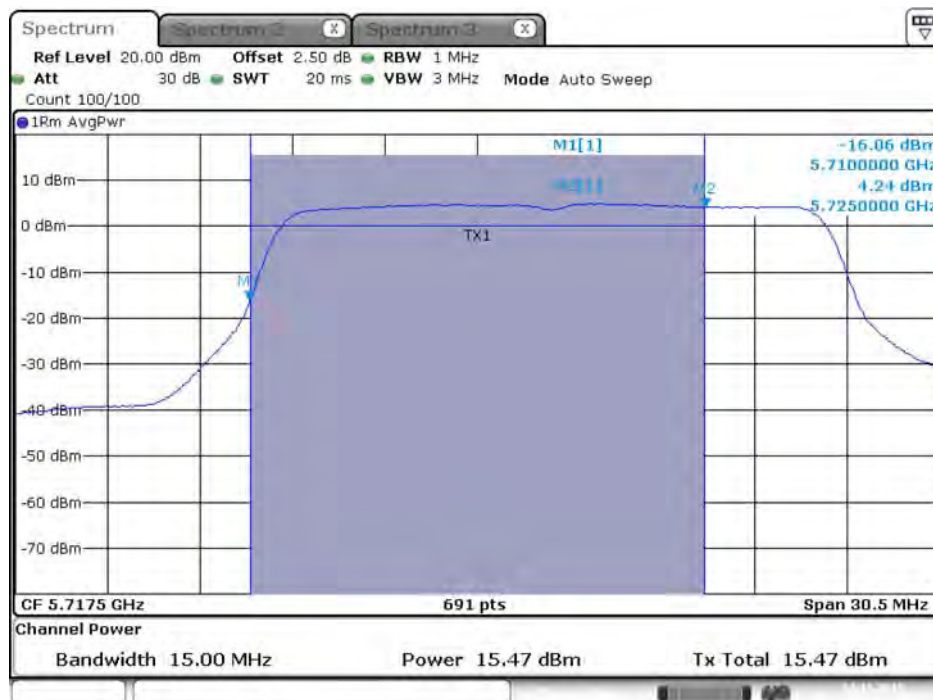
Date: 24.NOV.2015 03:48:40

**Conducted Output Power Plot on Configuration IEEE 802.11ac MCS0/Nss1 VHT20 / Chain 3 / 5720 MHz (UNII 2C)**



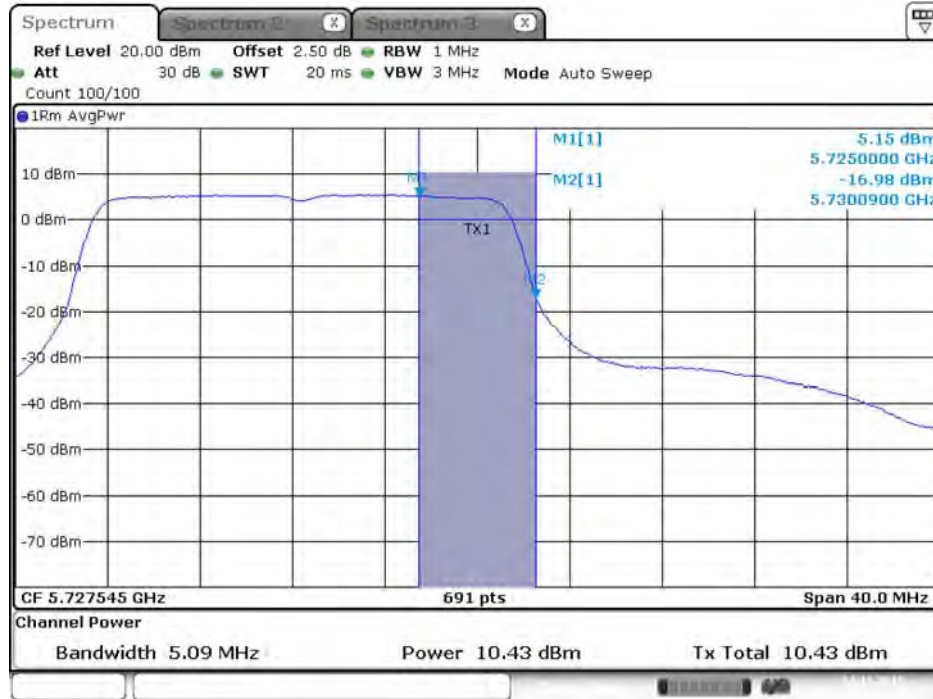
Date: 24.NOV.2015 03:48:47

**Conducted Output Power Plot on Configuration IEEE 802.11ac MCS0/Nss1 VHT20 / Chain 4 / 5720 MHz (UNII 2C)**



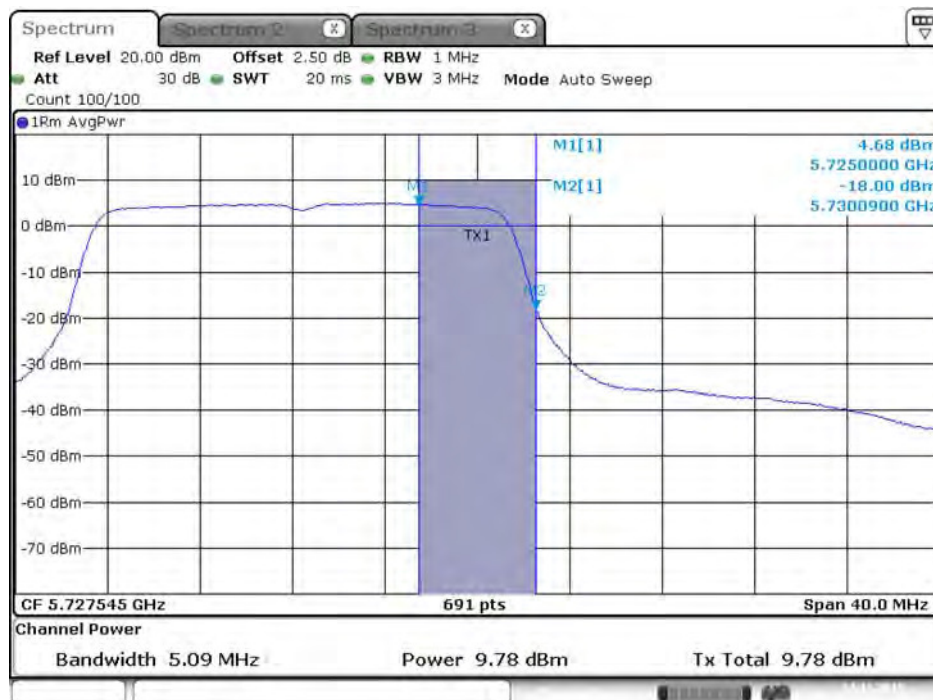
Date: 24.NOV.2015 03:48:54

**Conducted Output Power Plot on Configuration IEEE 802.11ac MCS0/Nss1 VHT20 / Chain 1 / 5720 MHz (UNII 3)**



Date: 24.NOV.2015 03:48:43

**Conducted Output Power Plot on Configuration IEEE 802.11ac MCS0/Nss1 VHT20 / Chain 2 / 5720 MHz (UNII 3)**



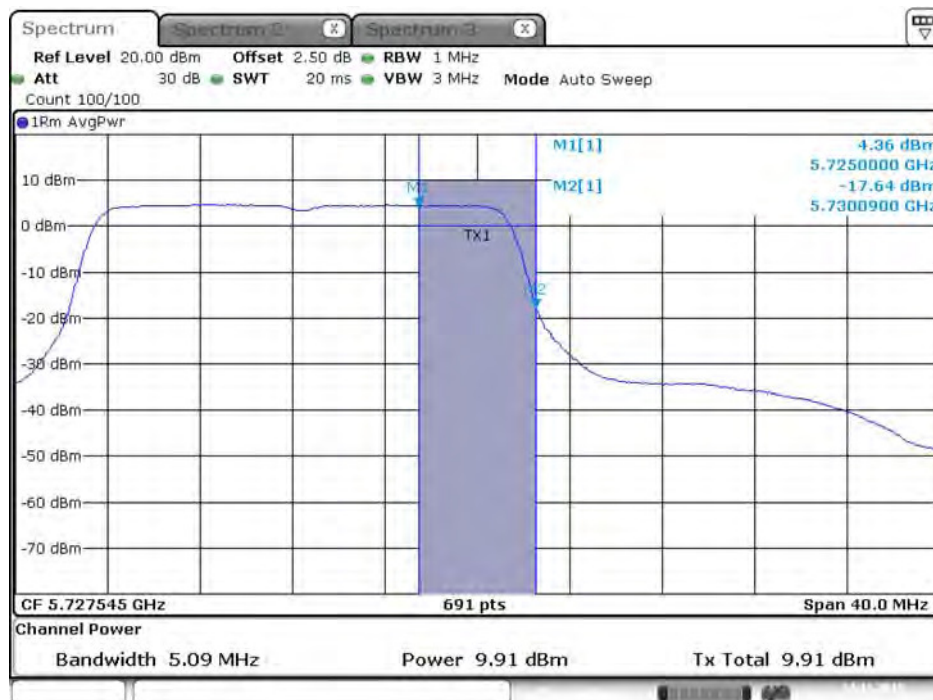
Date: 24.NOV.2015 03:48:50

**Conducted Output Power Plot on Configuration IEEE 802.11ac MCS0/Nss1 VHT20 / Chain 3 / 5720 MHz (UNII 3)**



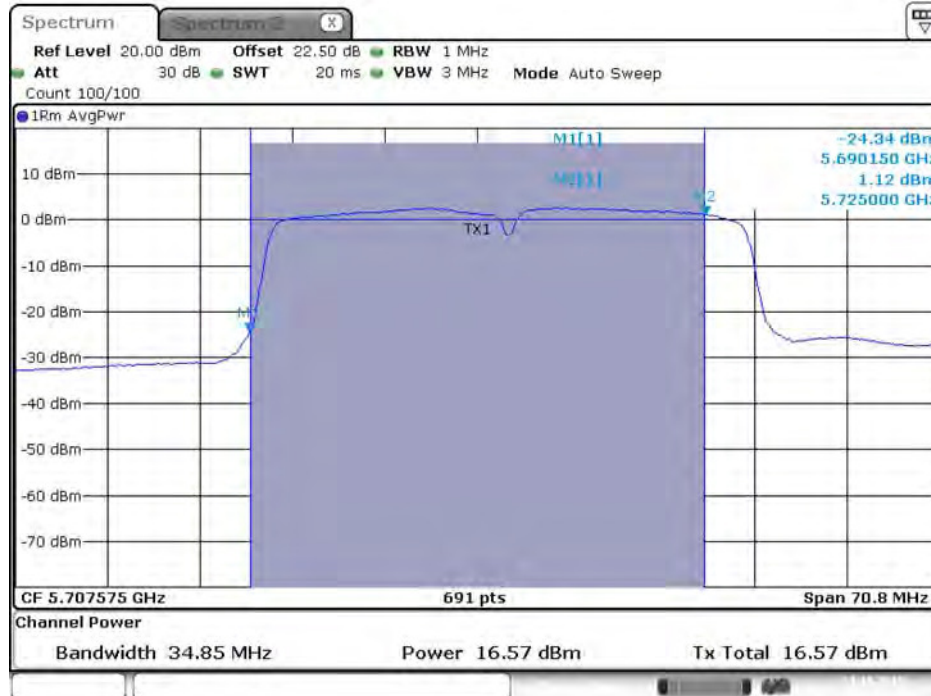
Date: 24.NOV.2015 03:48:57

**Conducted Output Power Plot on Configuration IEEE 802.11ac MCS0/Nss1 VHT20 / Chain 4 / 5720 MHz (UNII 3)**



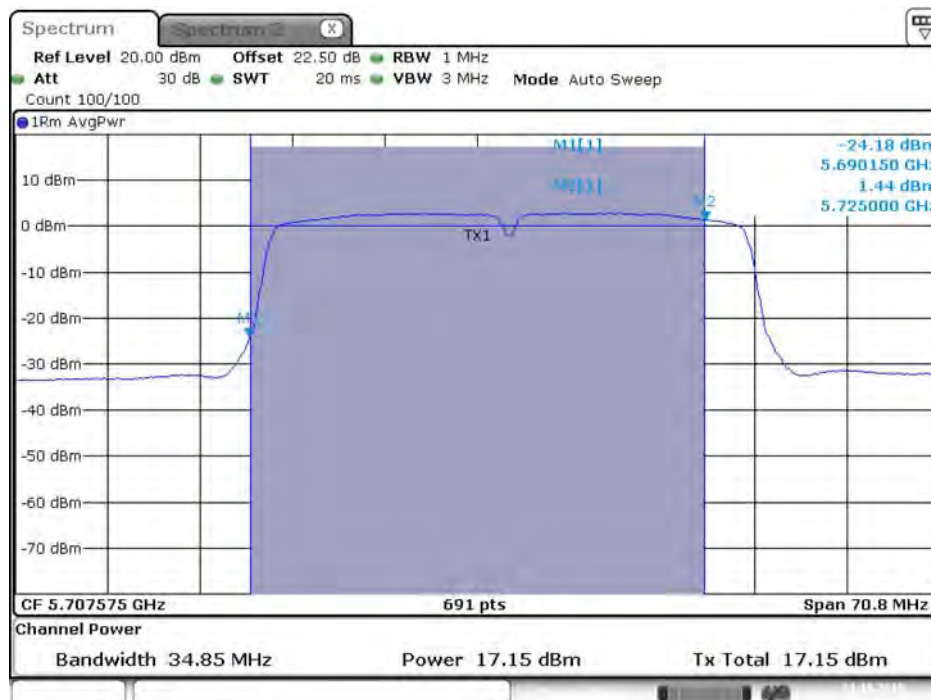
Date: 24.NOV.2015 03:49:05

**Conducted Output Power Plot on Configuration IEEE 802.11ac MCS0/Nss1 VHT40 / Chain 1 / 5710 MHz (UNII 2C)**



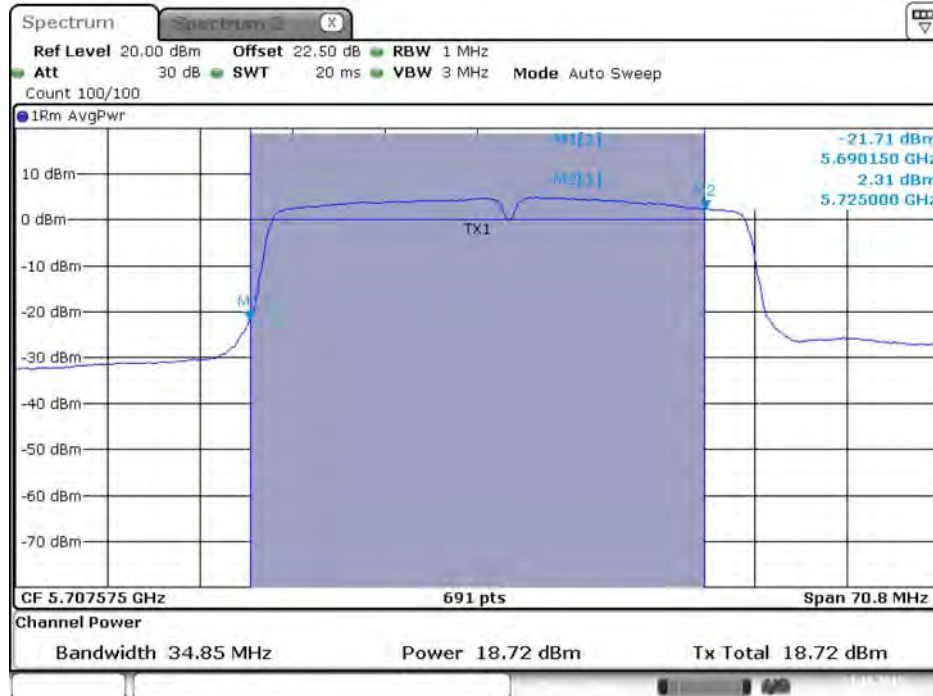
Date: 23.OCT.2015 17:29:20

**Conducted Output Power Plot on Configuration IEEE 802.11ac MCS0/Nss1 VHT40 / Chain 2 / 5710 MHz (UNII 2C)**



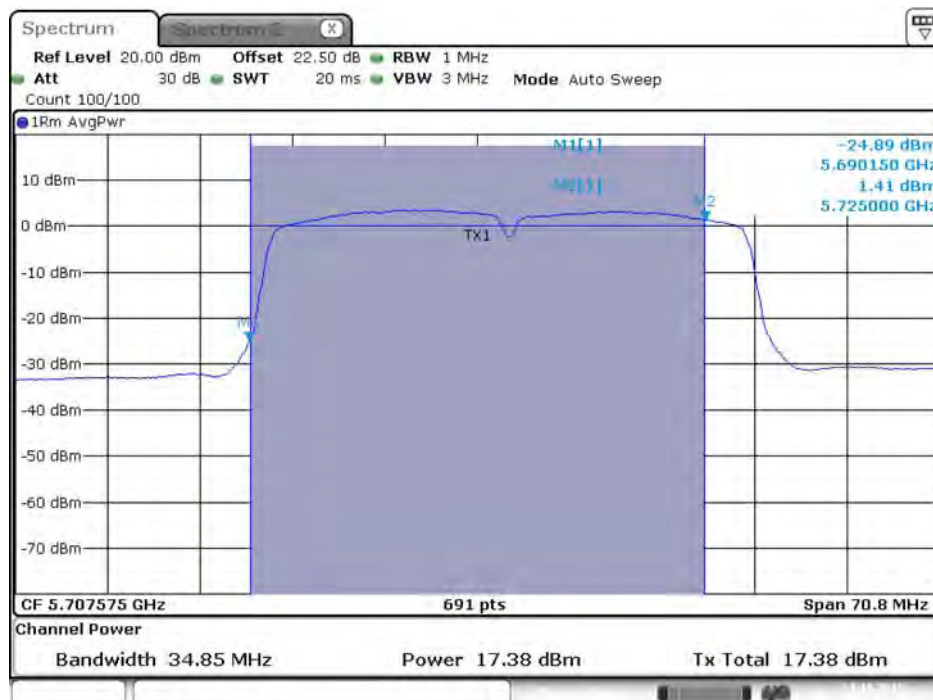
Date: 23.OCT.2015 17:29:27

**Conducted Output Power Plot on Configuration IEEE 802.11ac MCS0/Nss1 VHT40 / Chain 3 / 5710 MHz (UNII 2C)**



Date: 23.OCT.2015 17:29:35

**Conducted Output Power Plot on Configuration IEEE 802.11ac MCS0/Nss1 VHT40 / Chain 4 / 5710 MHz (UNII 2C)**



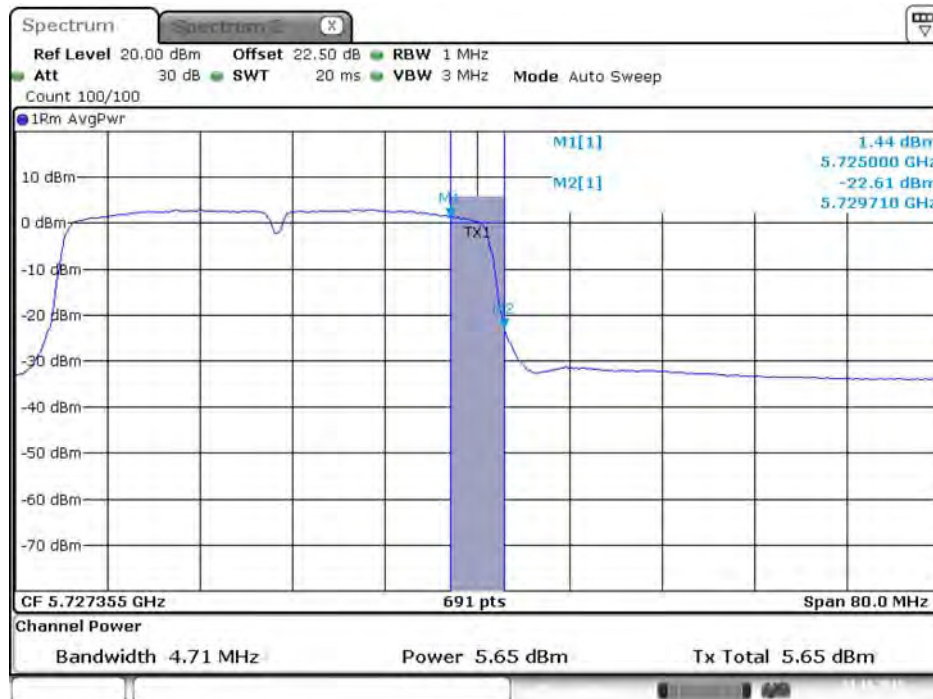
Date: 23.OCT.2015 17:29:42

**Conducted Output Power Plot on Configuration IEEE 802.11ac MCS0/Nss1 VHT40 / Chain 1 / 5710 MHz (UNII 3)**



Date: 23.OCT.2015 17:29:24

**Conducted Output Power Plot on Configuration IEEE 802.11ac MCS0/Nss1 VHT40 / Chain 2 / 5710 MHz (UNII 3)**



Date: 23.OCT.2015 17:29:31

**Conducted Output Power Plot on Configuration IEEE 802.11ac MCS0/Nss1 VHT40 / Chain 3 / 5710 MHz (UNII 3)**



Date: 23.OCT.2015 17:29:38

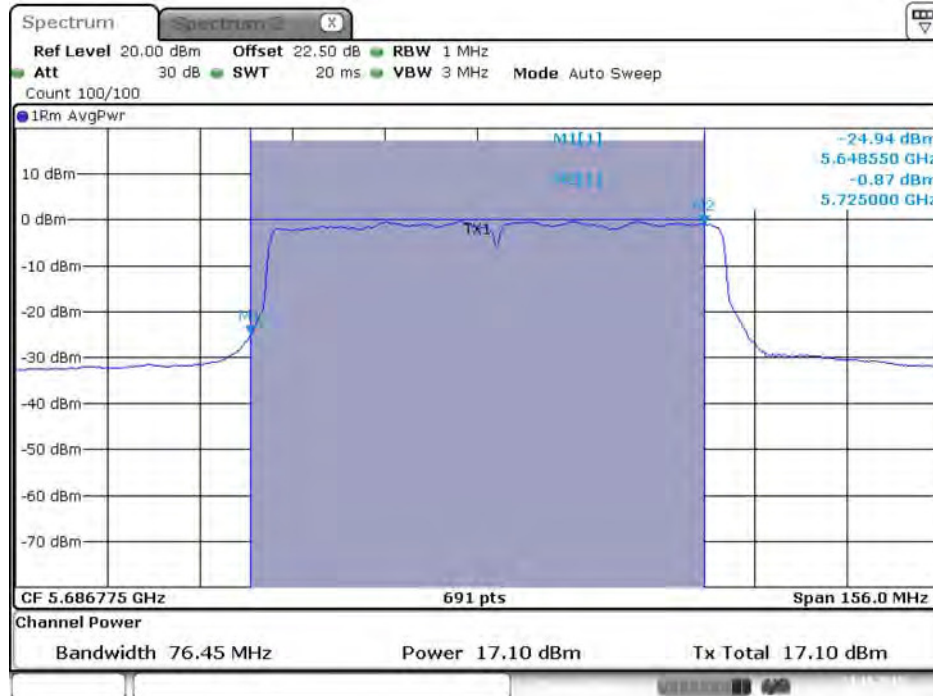
**Conducted Output Power Plot on Configuration IEEE 802.11ac MCS0/Nss1 VHT40 / Chain 4 / 5710 MHz (UNII 3)**



Date: 23.OCT.2015 17:29:45

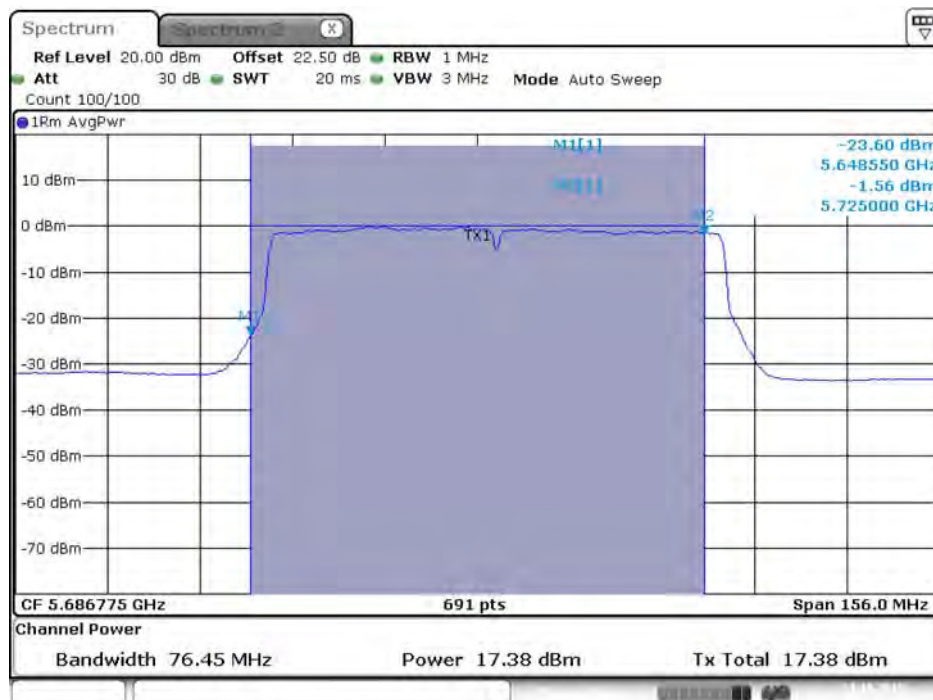


**Conducted Output Power Plot on Configuration IEEE 802.11ac MCS0/Nss1 VHT80 / Chain 1 / 5690 MHz (UNII 2C)**



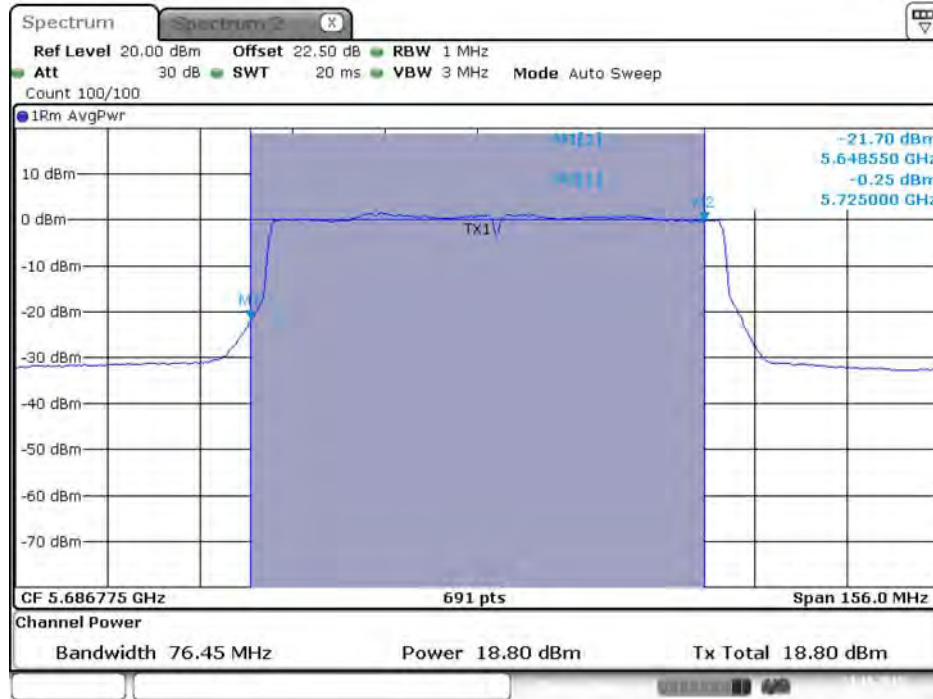
Date: 23.OCT.2015 17:38:00

**Conducted Output Power Plot on Configuration IEEE 802.11ac MCS0/Nss1 VHT80 / Chain 2 / 5690 MHz (UNII 2C)**



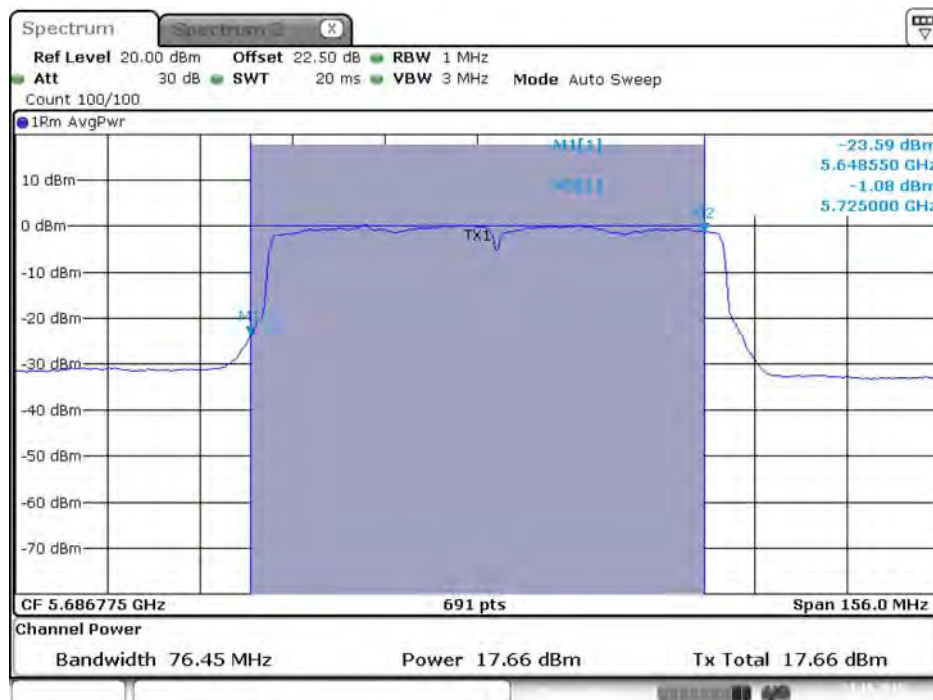
Date: 23.OCT.2015 17:38:07

**Conducted Output Power Plot on Configuration IEEE 802.11ac MCS0/Nss1 VHT80 / Chain 3 / 5690 MHz (UNII 2C)**



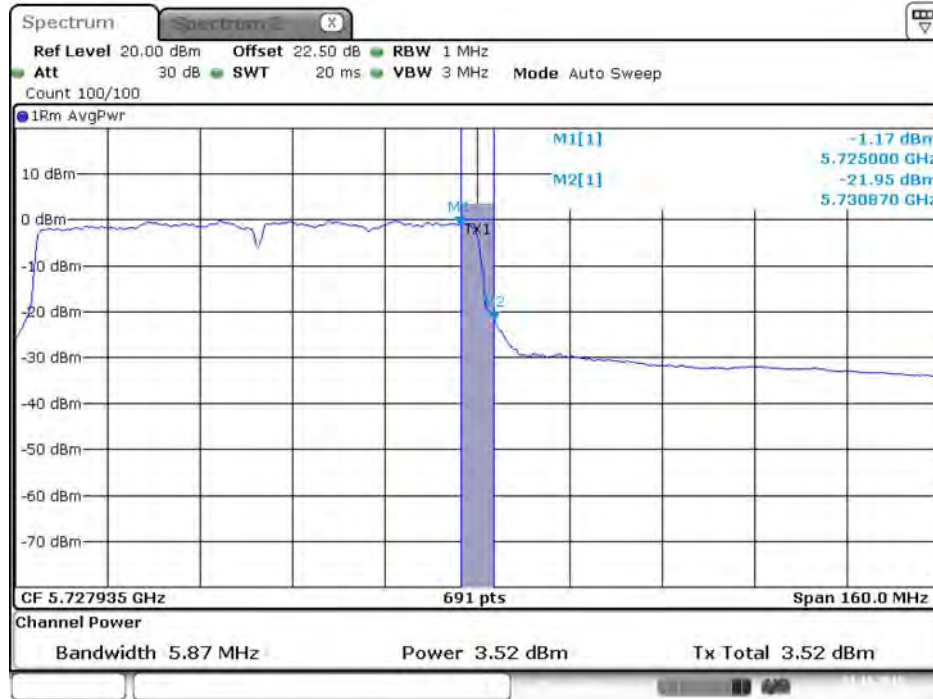
Date: 23.OCT.2015 17:36:14

**Conducted Output Power Plot on Configuration IEEE 802.11ac MCS0/Nss1 VHT80 / Chain 4 / 5690 MHz (UNII 2C)**



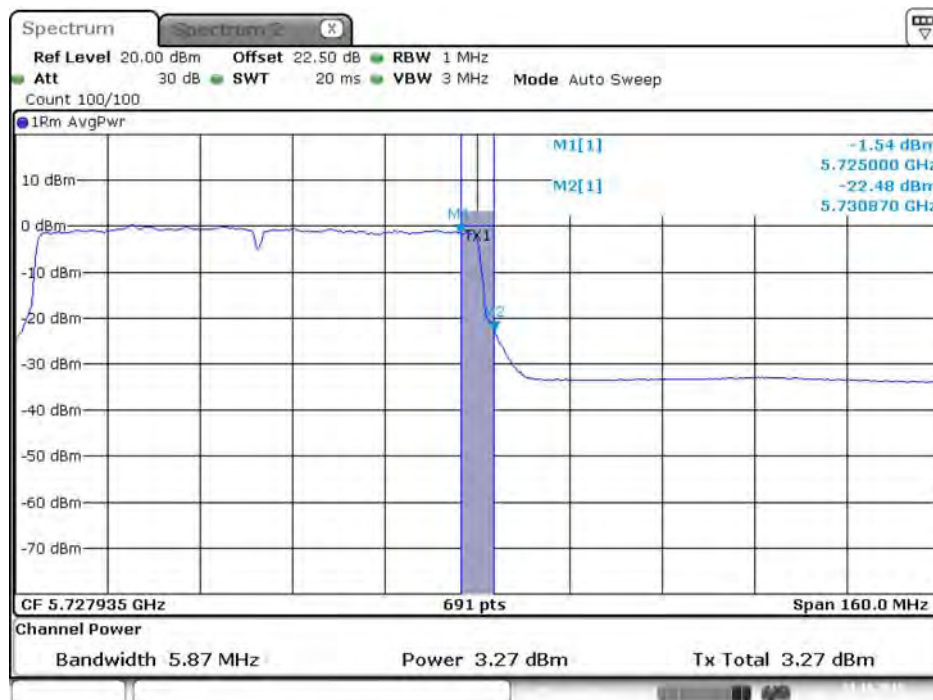
Date: 23.OCT.2015 17:36:21

**Conducted Output Power Plot on Configuration IEEE 802.11ac MCS0/Nss1 VHT80 / Chain 1 / 5690 MHz (UNII 3)**



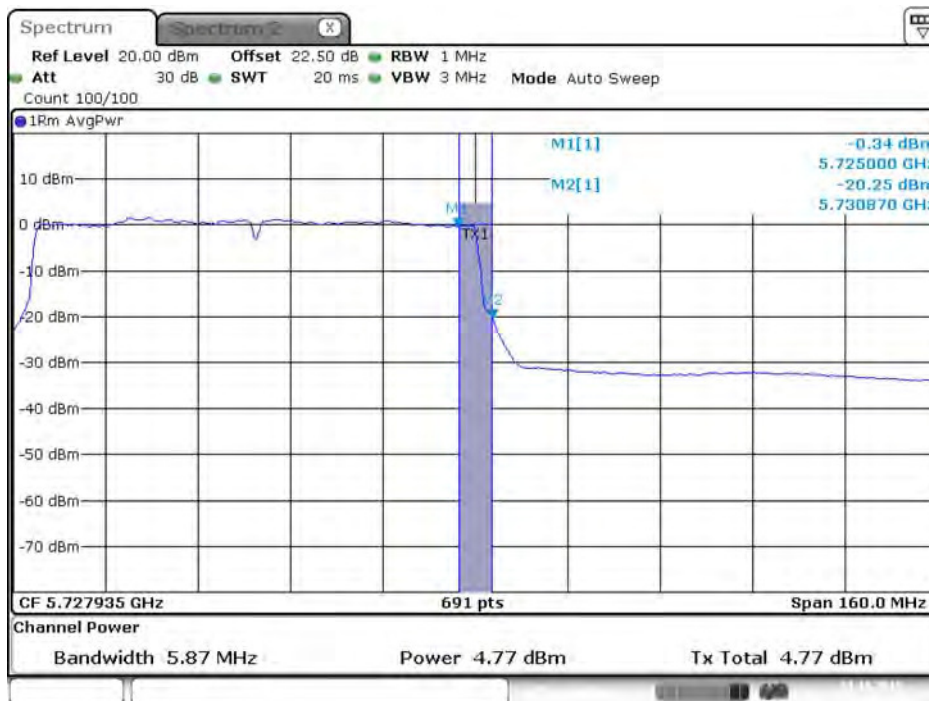
Date: 23.OCT.2015 17:36:03

**Conducted Output Power Plot on Configuration IEEE 802.11ac MCS0/Nss1 VHT80 / Chain 2 / 5690 MHz (UNII 3)**



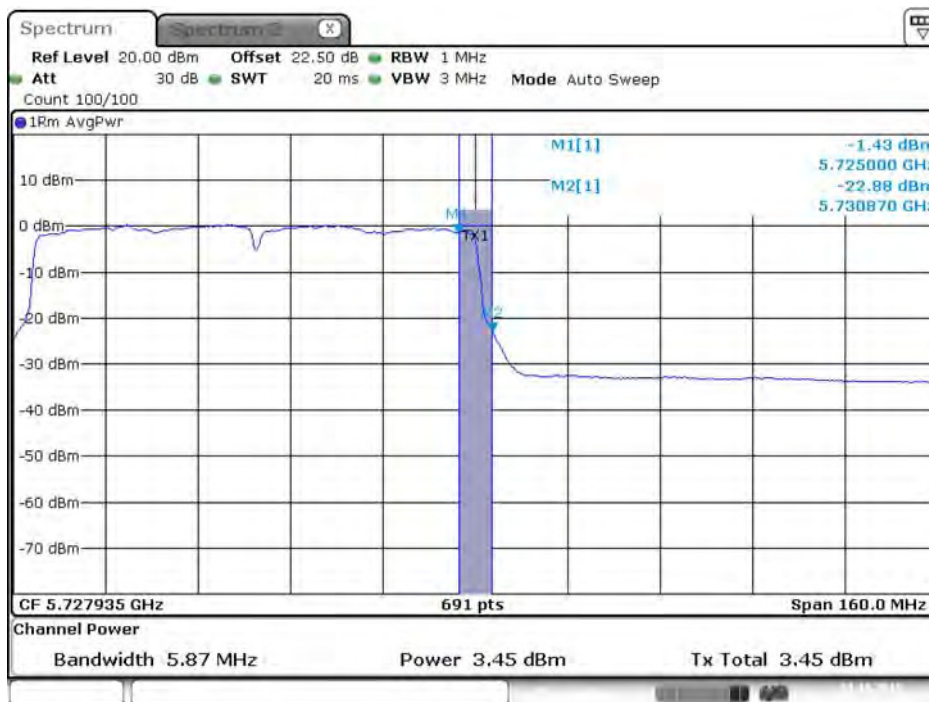
Date: 23.OCT.2015 17:36:10

**Conducted Output Power Plot on Configuration IEEE 802.11ac MCS0/Nss1 VHT80 / Chain 3 / 5690 MHz (UNII 3)**



Date: 23.OCT.2015 17:36:17

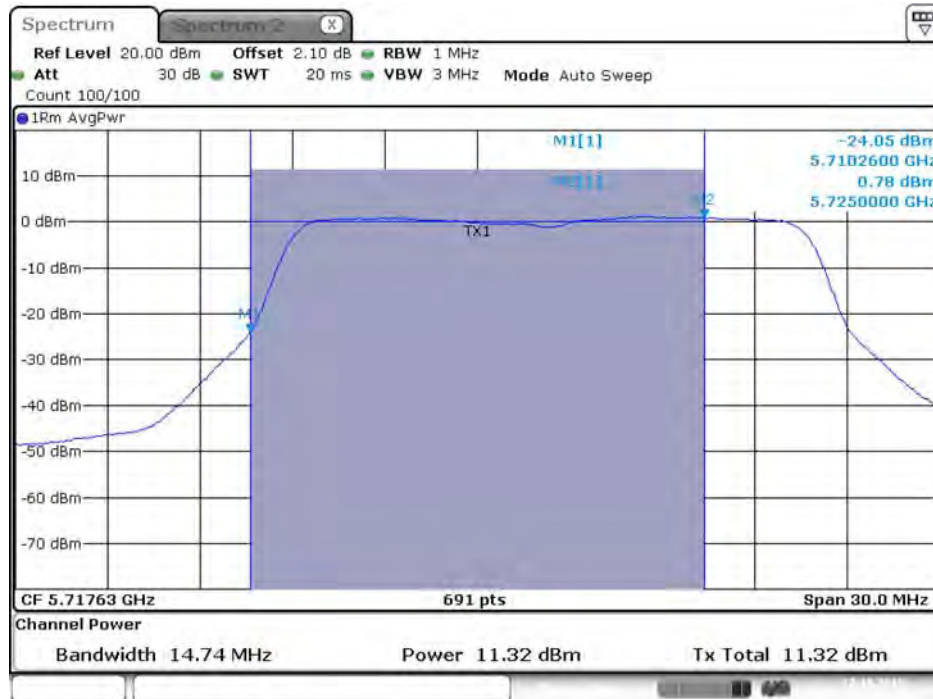
**Conducted Output Power Plot on Configuration IEEE 802.11ac MCS0/Nss1 VHT80 / Chain 4 / 5690 MHz (UNII 3)**



Date: 23.OCT.2015 17:36:24

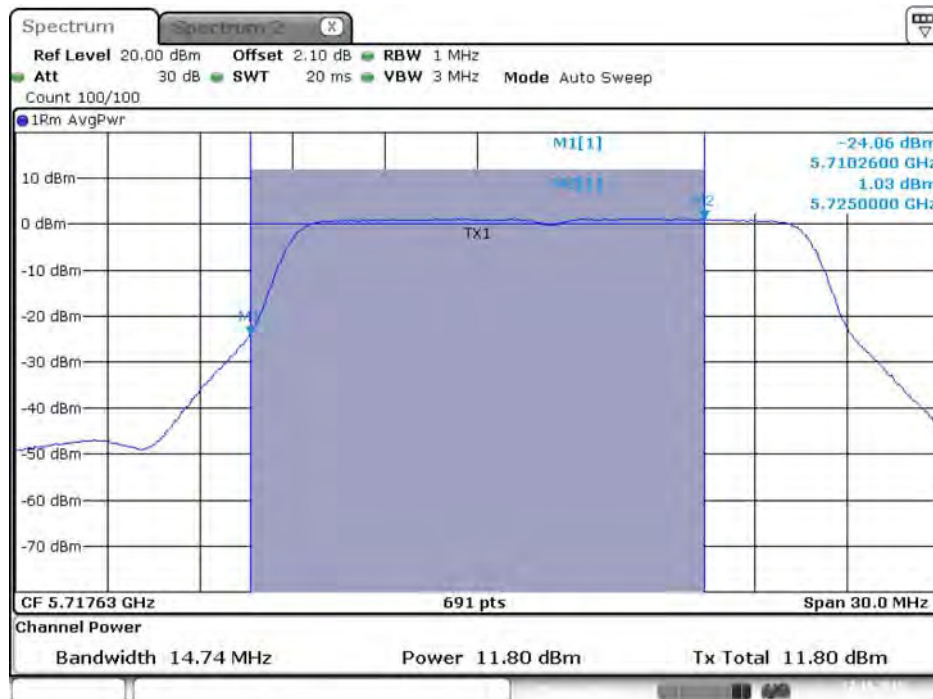
**Mode 7: EUT 1 + Set 9 Dipole Antenna / 4.67 dBi**

**Conducted Output Power Plot on Configuration IEEE 802.11a / Chain 1 / 5720 MHz (UNII 2C)**



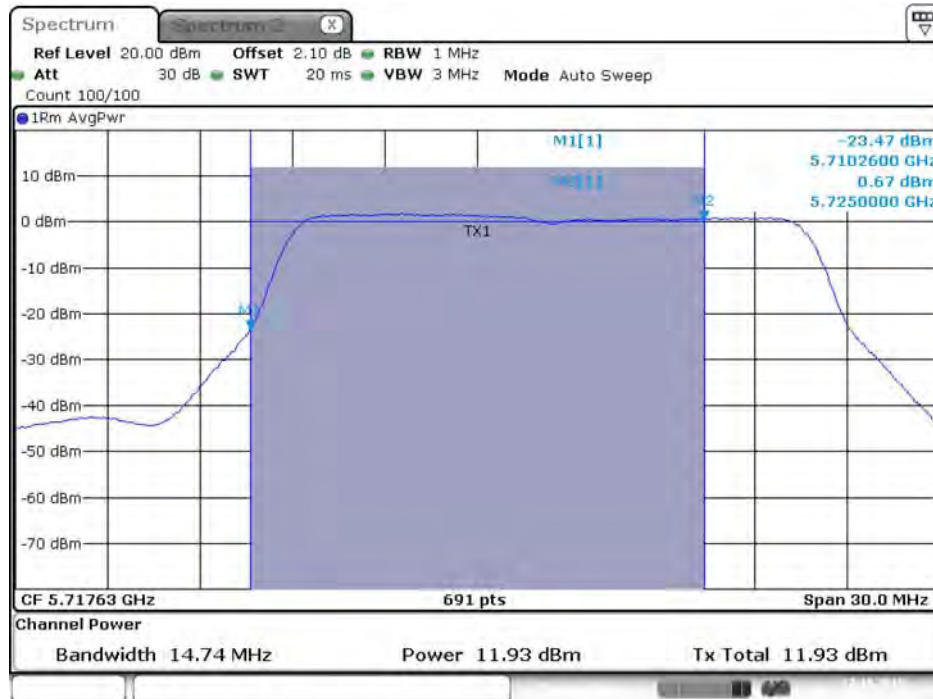
Date: 27.OCT.2015 00:11:52

**Conducted Output Power Plot on Configuration IEEE 802.11a / Chain 2 / 5720 MHz (UNII 2C)**



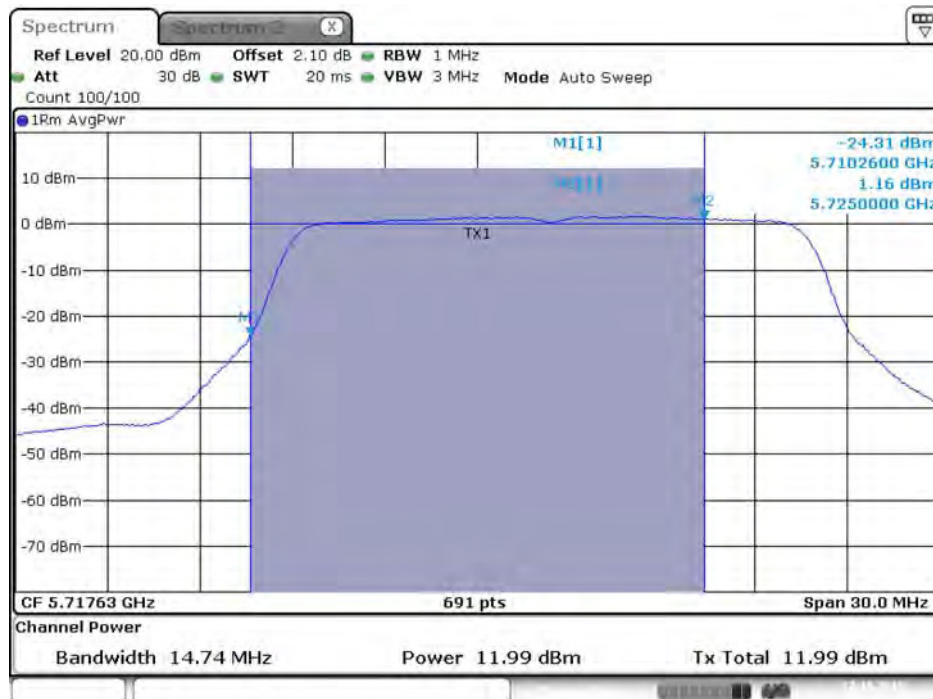
Date: 27.OCT.2015 00:11:59

Conducted Output Power Plot on Configuration IEEE 802.11a / Chain 3 / 5720 MHz (UNII 2C)



Date: 27.OCT.2015 00:12:06

Conducted Output Power Plot on Configuration IEEE 802.11a / Chain 4 / 5720 MHz (UNII 2C)



Date: 27.OCT.2015 00:12:13

Conducted Output Power Plot on Configuration IEEE 802. 11a / Chain 1 / 5720 MHz (UNII 3)



Date: 27.OCT.2015 00:11:55

Conducted Output Power Plot on Configuration IEEE 802. 11a / Chain 2 / 5720 MHz (UNII 3)



Date: 27.OCT.2015 00:12:02

Conducted Output Power Plot on Configuration IEEE 802. 11a / Chain 3 / 5720 MHz (UNII 3)



Date: 27.OCT.2015 00:12:09

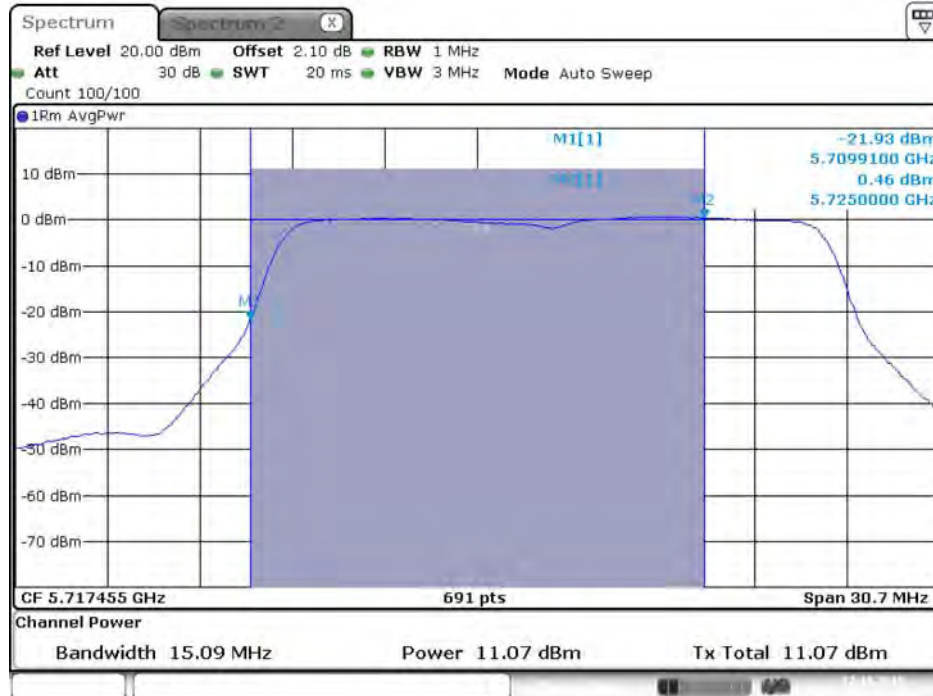
Conducted Output Power Plot on Configuration IEEE 802. 11a / Chain 4 / 5720 MHz (UNII 3)



Date: 27.OCT.2015 00:12:16

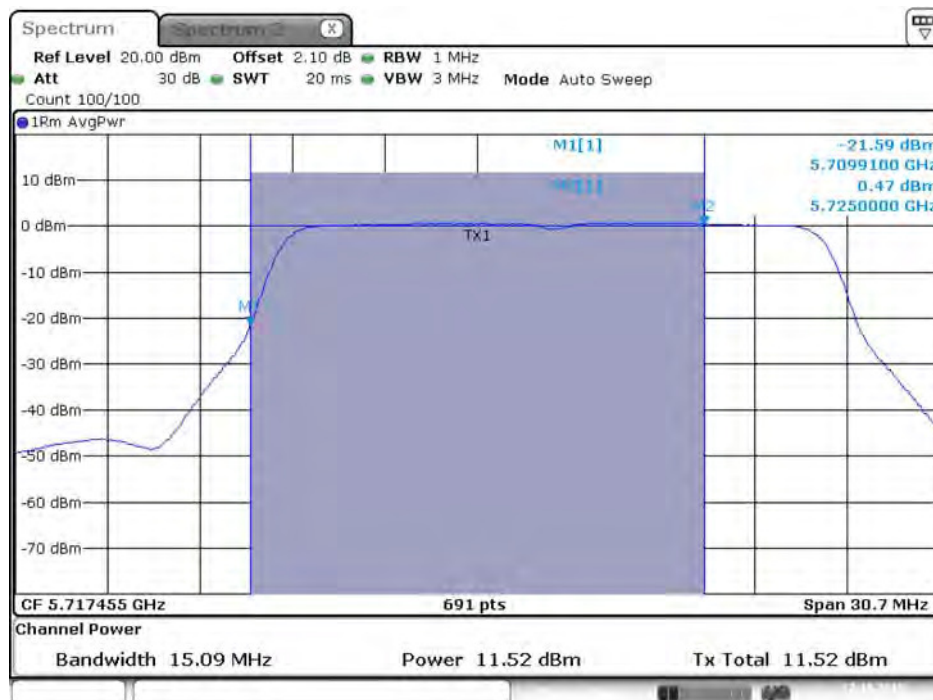


**Conducted Output Power Plot on Configuration IEEE 802.11ac MCS0/Nss1 VHT20 / Chain 1 / 5720 MHz (UNII 2C)**



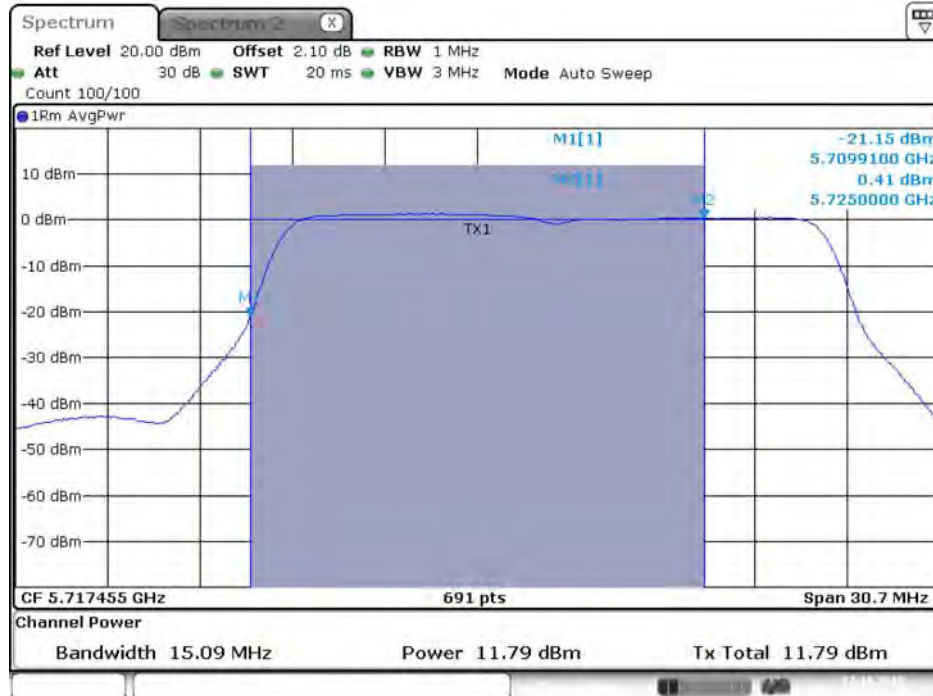
Date: 27.OCT.2015 00:17:08

**Conducted Output Power Plot on Configuration IEEE 802.11ac MCS0/Nss1 VHT20 / Chain 2 / 5720 MHz (UNII 2C)**



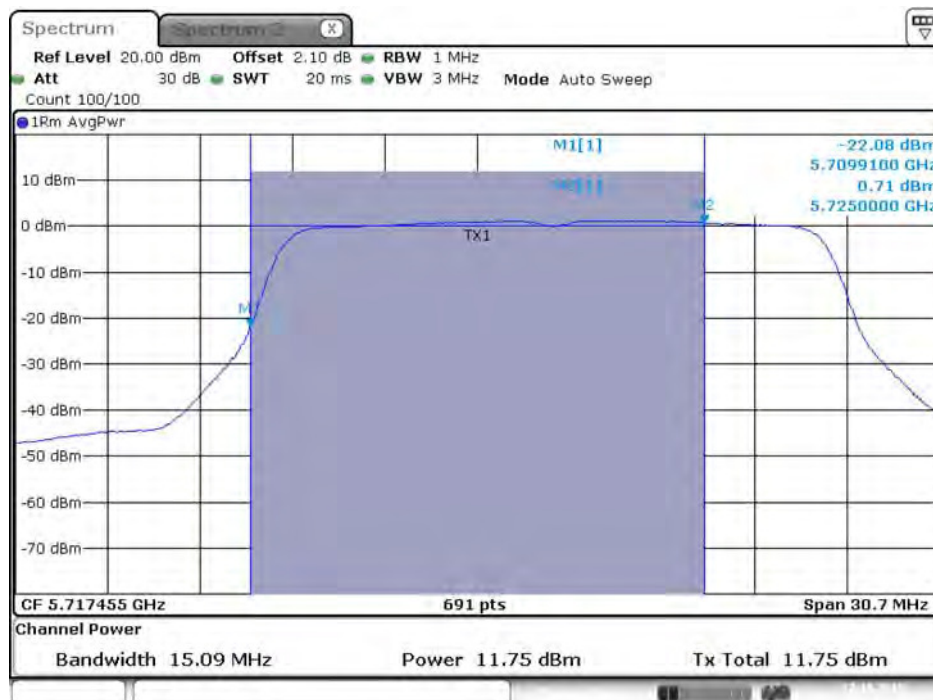
Date: 27.OCT.2015 00:17:15

**Conducted Output Power Plot on Configuration IEEE 802.11ac MCS0/Nss1 VHT20 / Chain 3 / 5720 MHz (UNII 2C)**



Date: 27.OCT.2015 00:17:22

**Conducted Output Power Plot on Configuration IEEE 802.11ac MCS0/Nss1 VHT20 / Chain 4 / 5720 MHz (UNII 2C)**



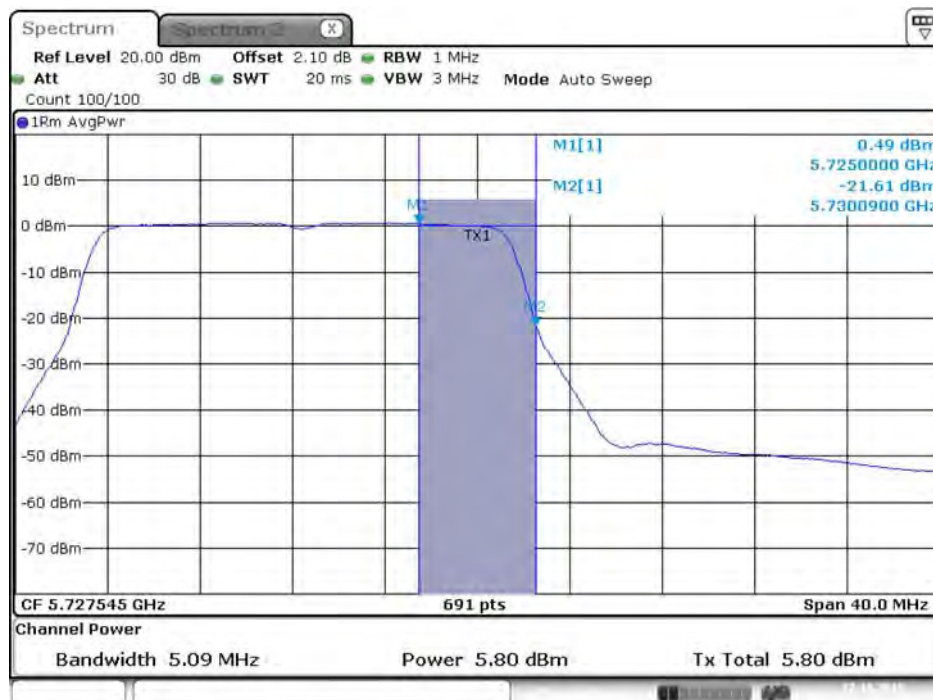
Date: 27.OCT.2015 00:17:29

**Conducted Output Power Plot on Configuration IEEE 802.11ac MCS0/Nss1 VHT20 / Chain 1 / 5720 MHz (UNII 3)**



Date: 27.OCT.2015 00:17:11

**Conducted Output Power Plot on Configuration IEEE 802.11ac MCS0/Nss1 VHT20 / Chain 2 / 5720 MHz (UNII 3)**



Date: 27.OCT.2015 00:17:18

**Conducted Output Power Plot on Configuration IEEE 802.11ac MCS0/Nss1 VHT20 / Chain 3 / 5720 MHz (UNII 3)**



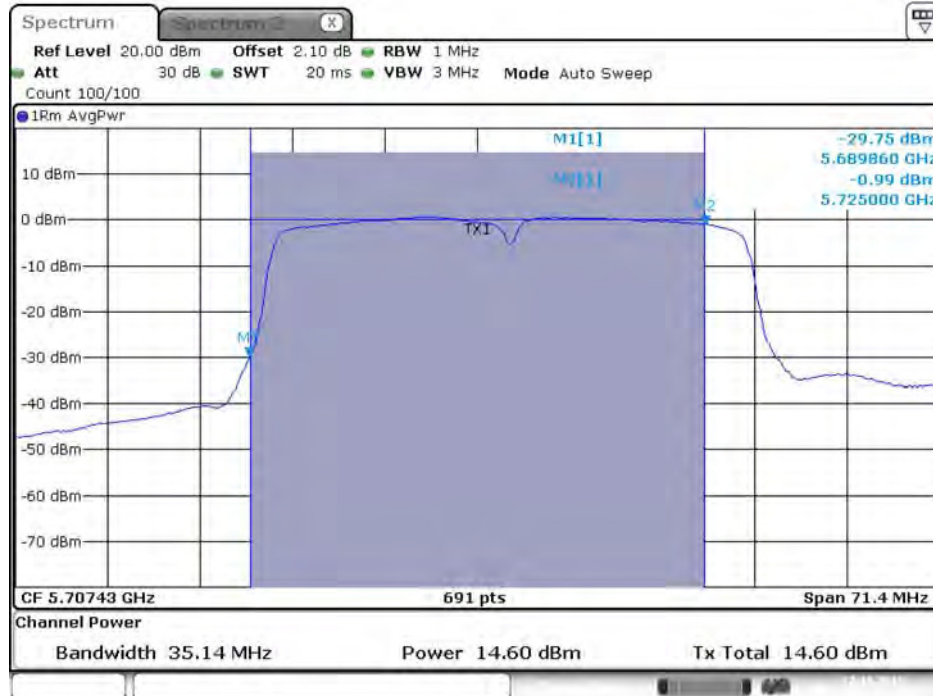
Date: 27.OCT.2015 00:17:25

**Conducted Output Power Plot on Configuration IEEE 802.11ac MCS0/Nss1 VHT20 / Chain 4 / 5720 MHz (UNII 3)**



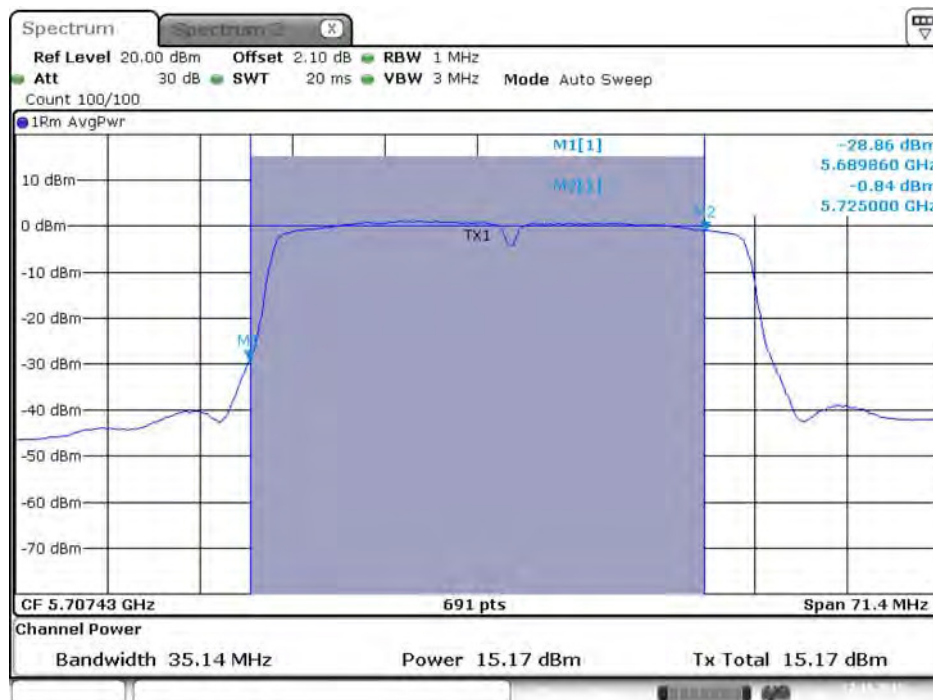
Date: 27.OCT.2015 00:17:32

**Conducted Output Power Plot on Configuration IEEE 802.11ac MCS0/Nss1 VHT40 / Chain 1 / 5710 MHz (UNII 2C)**



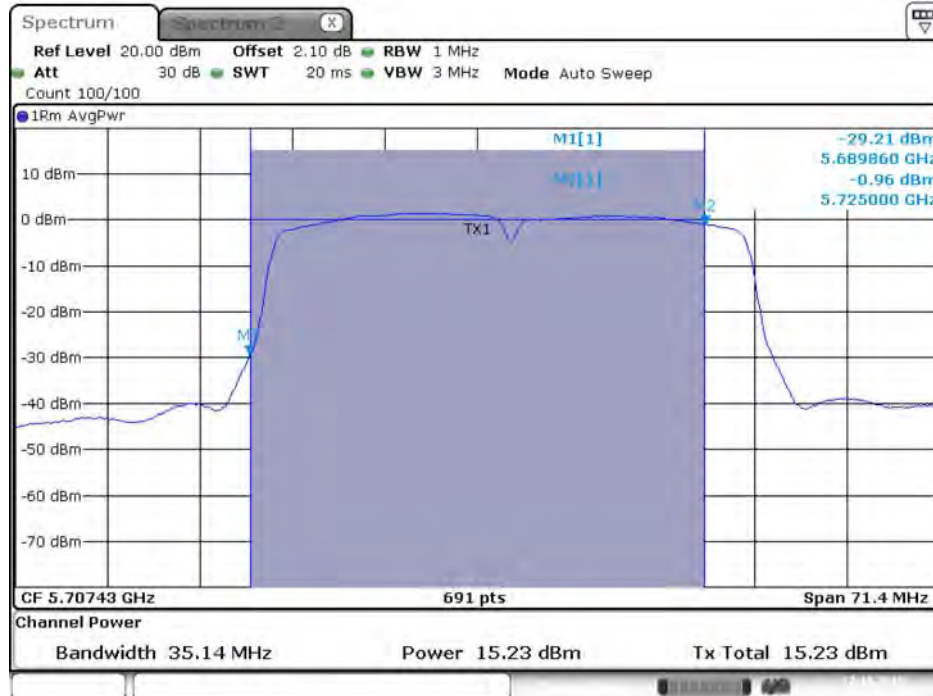
Date: 27.OCT.2015 00:24:35

**Conducted Output Power Plot on Configuration IEEE 802.11ac MCS0/Nss1 VHT40 / Chain 2 / 5710 MHz (UNII 2C)**



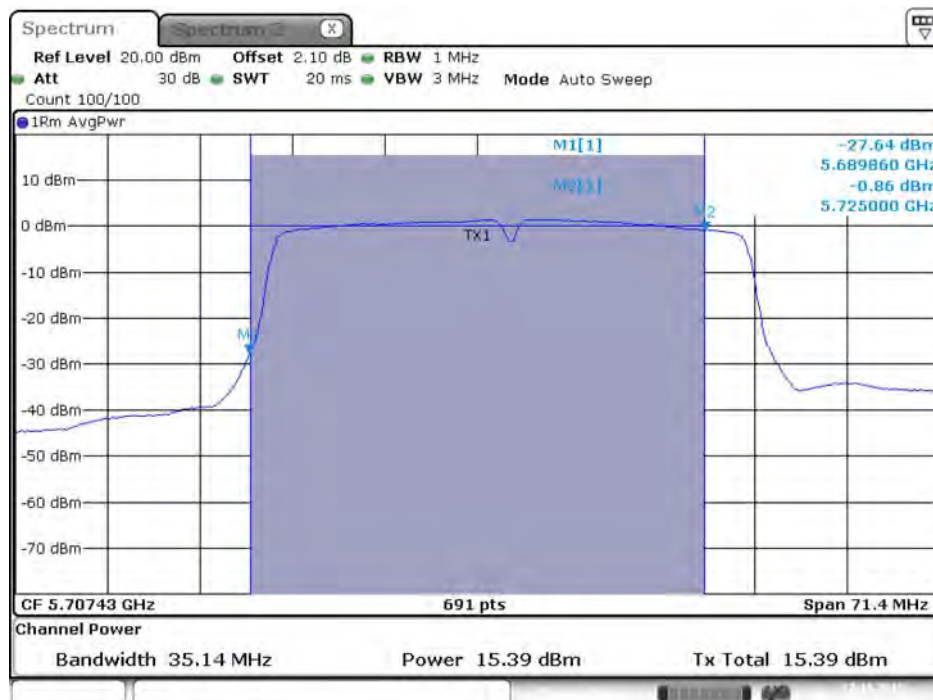
Date: 27.OCT.2015 00:24:43

**Conducted Output Power Plot on Configuration IEEE 802.11ac MCS0/Nss1 VHT40 / Chain 3 / 5710 MHz (UNII 2C)**



Date: 27.OCT.2015 00:24:50

**Conducted Output Power Plot on Configuration IEEE 802.11ac MCS0/Nss1 VHT40 / Chain 4 / 5710 MHz (UNII 2C)**



Date: 27.OCT.2015 00:24:57

**Conducted Output Power Plot on Configuration IEEE 802.11ac MCS0/Nss1 VHT40 / Chain 1 / 5710 MHz (UNII 3)**



Date: 27.OCT.2015 00:24:39

**Conducted Output Power Plot on Configuration IEEE 802.11ac MCS0/Nss1 VHT40 / Chain 2 / 5710 MHz (UNII 3)**



Date: 27.OCT.2015 00:24:46

**Conducted Output Power Plot on Configuration IEEE 802.11ac MCS0/Nss1 VHT40 / Chain 3 / 5710 MHz (UNII 3)**



Date: 27.OCT.2015 00:24:53

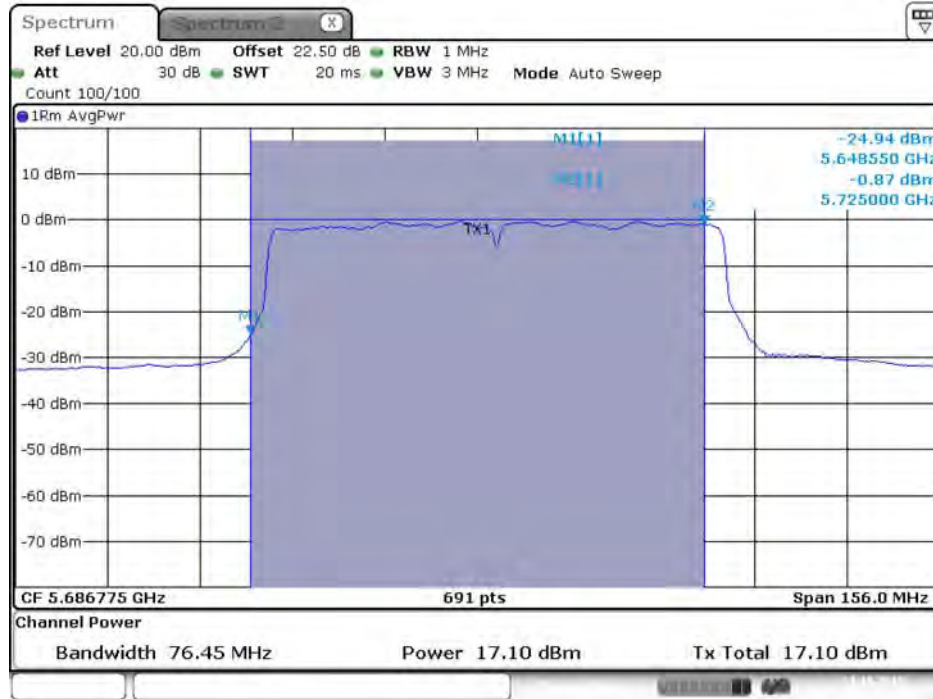
**Conducted Output Power Plot on Configuration IEEE 802.11ac MCS0/Nss1 VHT40 / Chain 4 / 5710 MHz (UNII 3)**



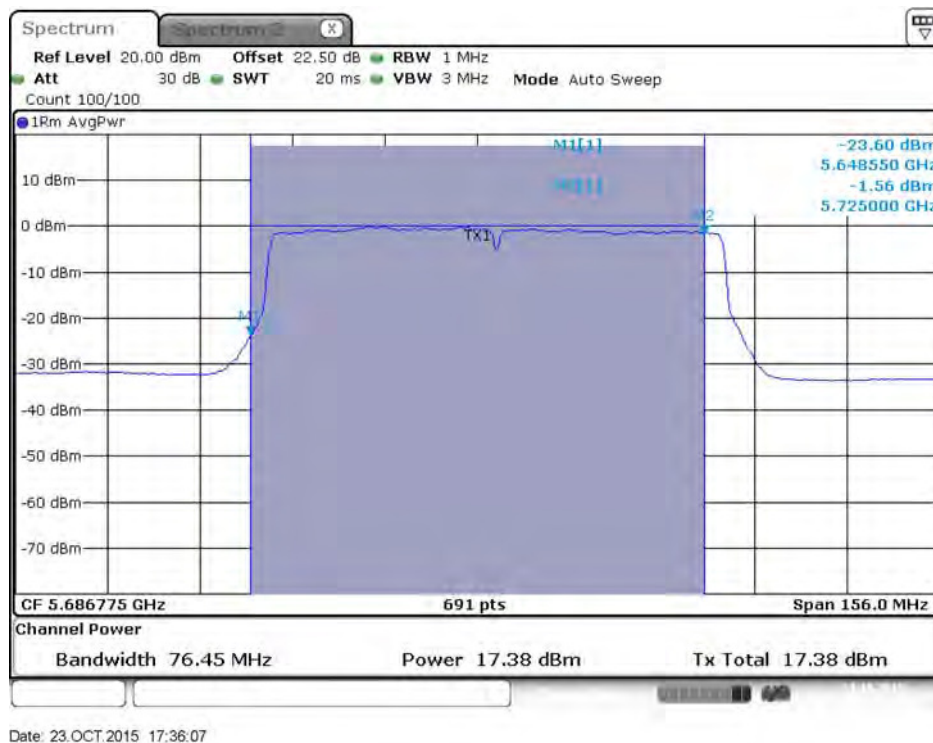
Date: 27.OCT.2015 00:25:00



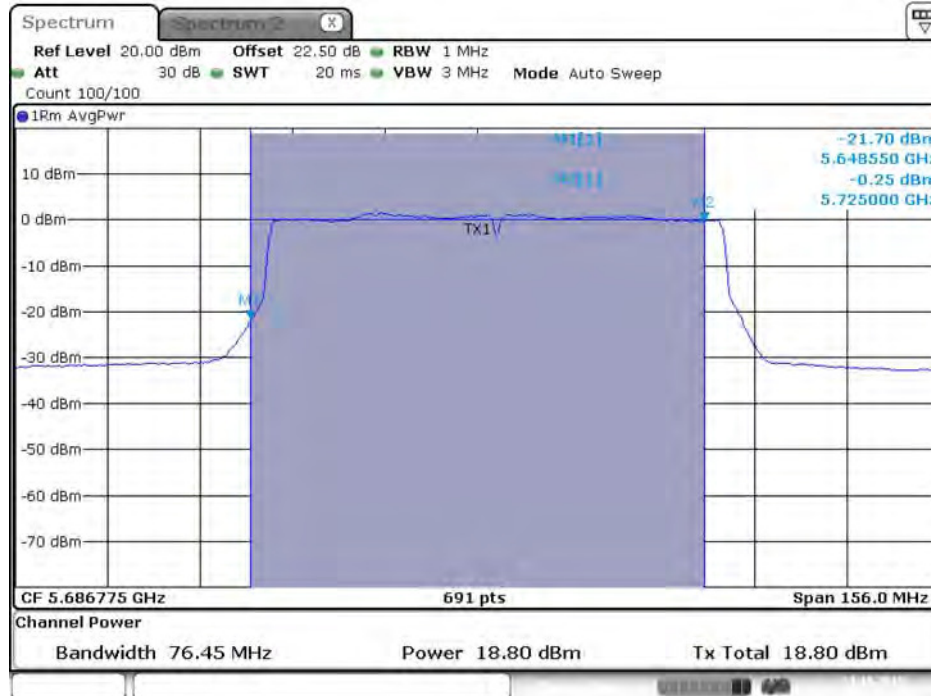
**Conducted Output Power Plot on Configuration IEEE 802.11ac MCS0/Nss1 VHT80 / Chain 1 / 5690 MHz (UNII 2C)**



**Conducted Output Power Plot on Configuration IEEE 802.11ac MCS0/Nss1 VHT80 / Chain 2 / 5690 MHz (UNII 2C)**

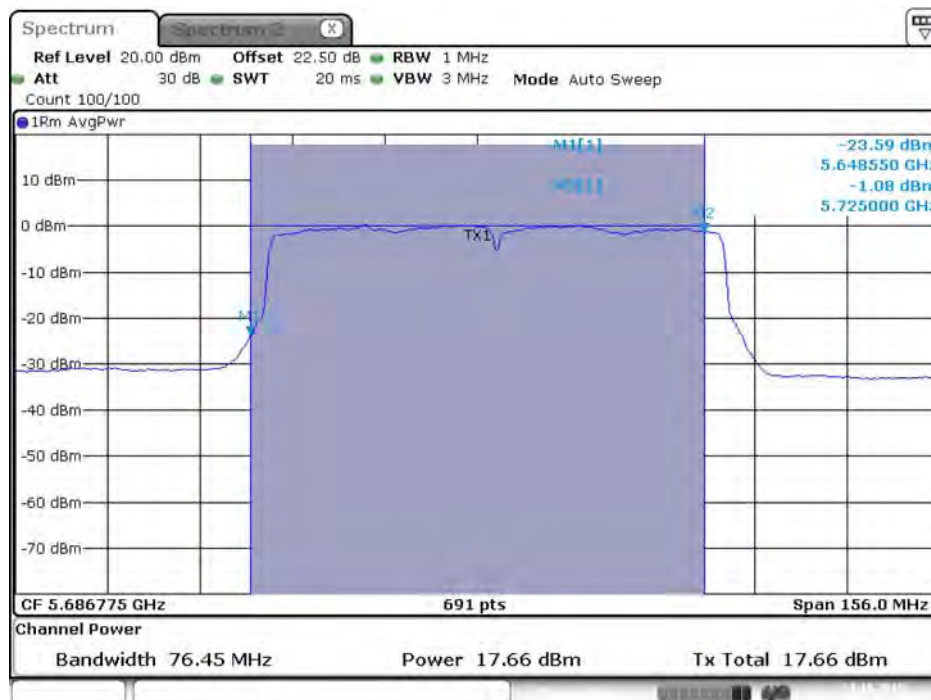


**Conducted Output Power Plot on Configuration IEEE 802.11ac MCS0/Nss1 VHT80 / Chain 3 / 5690 MHz (UNII 2C)**



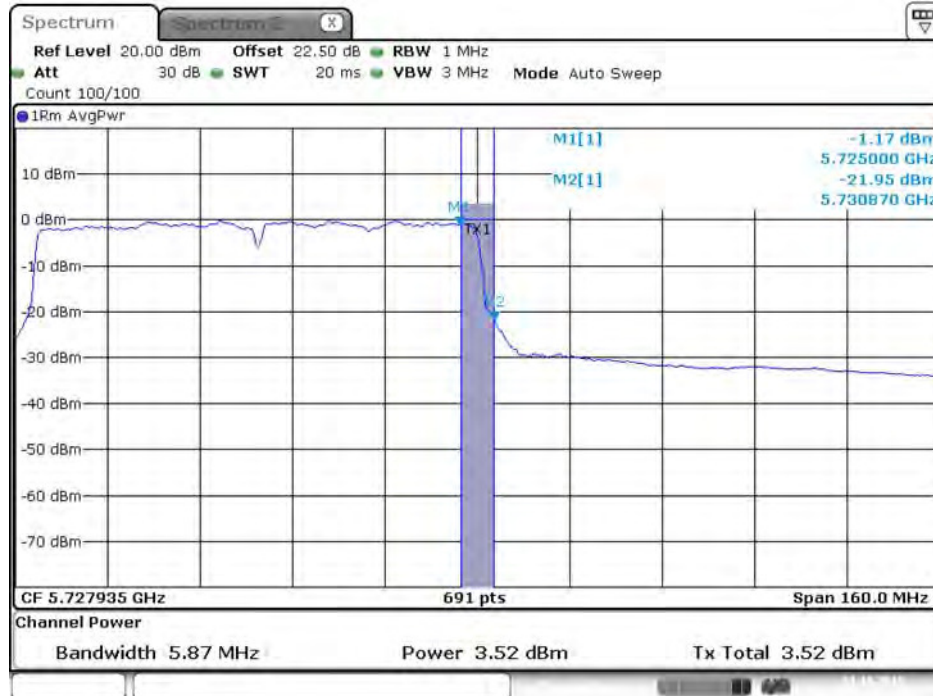
Date: 23.OCT.2015 17:36:14

**Conducted Output Power Plot on Configuration IEEE 802.11ac MCS0/Nss1 VHT80 / Chain 4 / 5690 MHz (UNII 2C)**



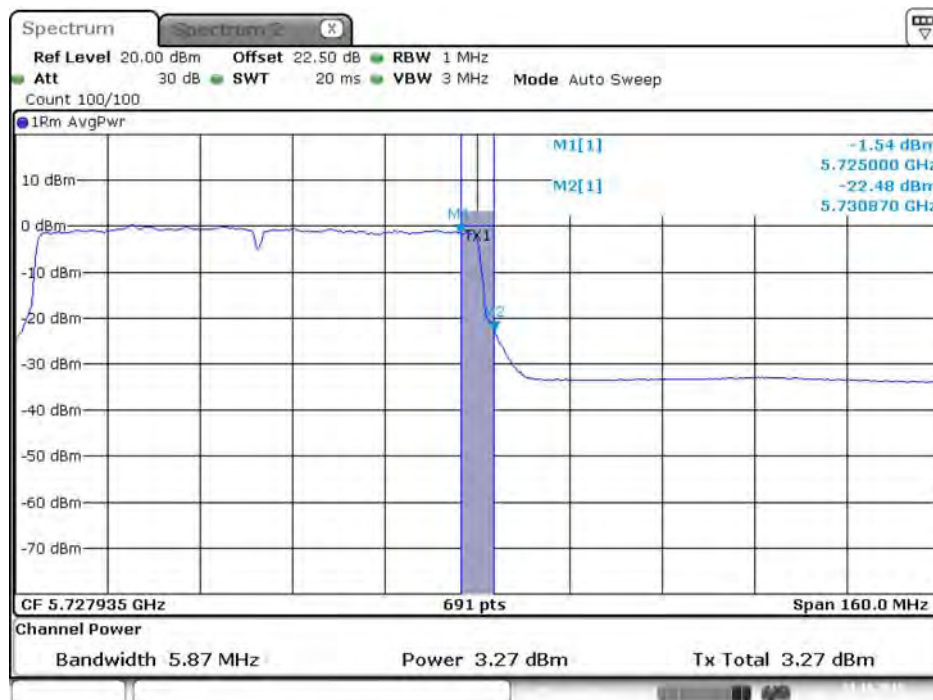
Date: 23.OCT.2015 17:36:21

**Conducted Output Power Plot on Configuration IEEE 802.11ac MCS0/Nss1 VHT80 / Chain 1 / 5690 MHz (UNII 3)**



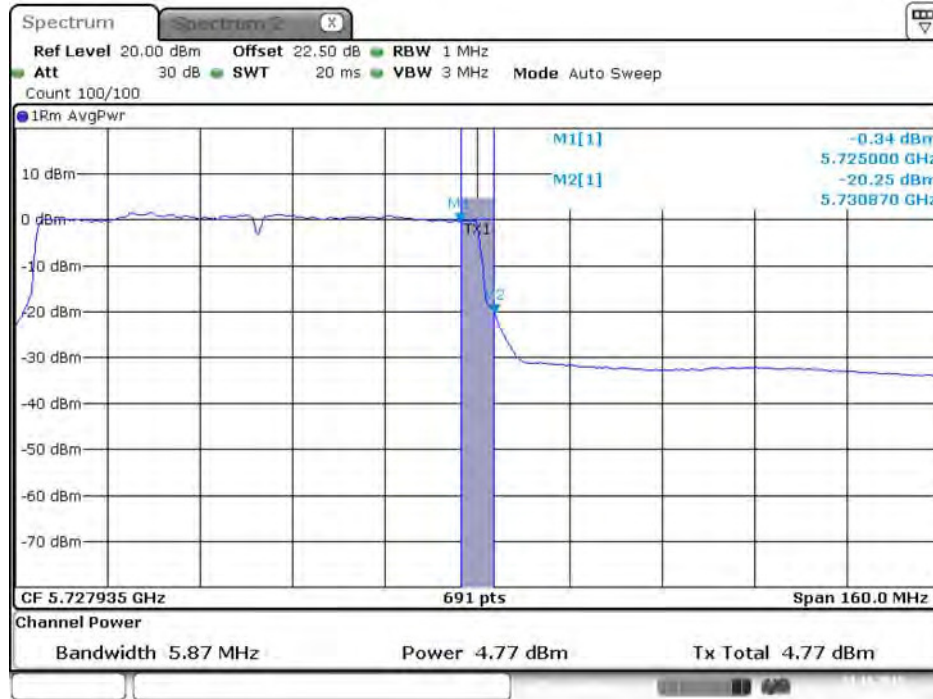
Date: 23.OCT.2015 17:36:03

**Conducted Output Power Plot on Configuration IEEE 802.11ac MCS0/Nss1 VHT80 / Chain 2 / 5690 MHz (UNII 3)**



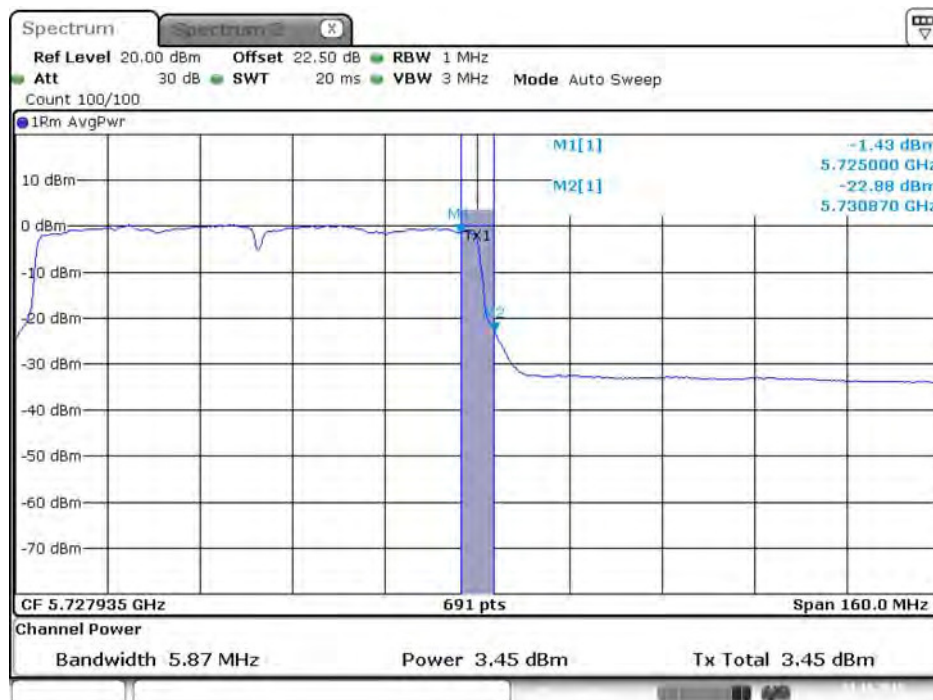
Date: 23.OCT.2015 17:36:10

**Conducted Output Power Plot on Configuration IEEE 802.11ac MCS0/Nss1 VHT80 / Chain 3 / 5690 MHz (UNII 3)**



Date: 23.OCT.2015 17:36:17

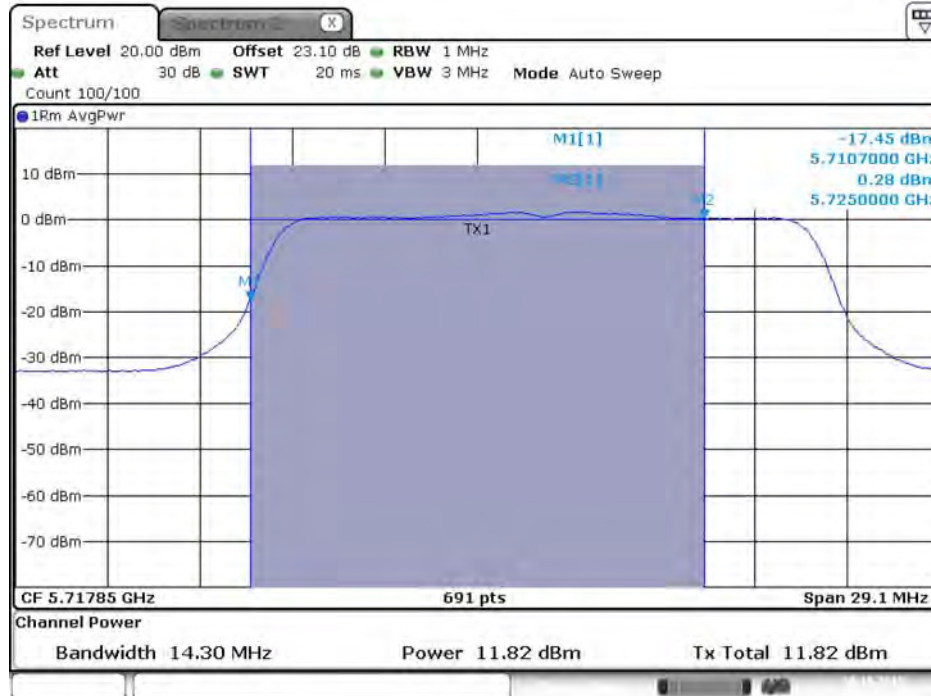
**Conducted Output Power Plot on Configuration IEEE 802.11ac MCS0/Nss1 VHT80 / Chain 4 / 5690 MHz (UNII 3)**



Date: 23.OCT.2015 17:36:24

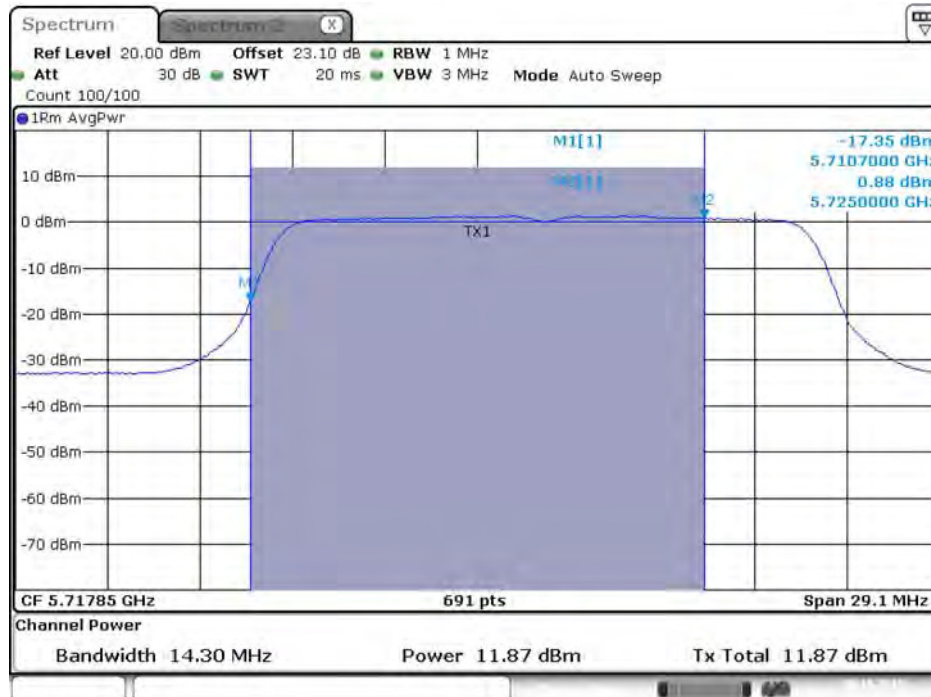
Mode 8: EUT 2 + Set 10 PIFA Antenna / Chain1:5.84 dBi, Chain2:5.50 dBi, Chain3:5.84 dBi, Chain4:5.65 dBi

Conducted Output Power Plot on Configuration IEEE 802.11a / Chain 1 / 5720 MHz (UNII 2C)



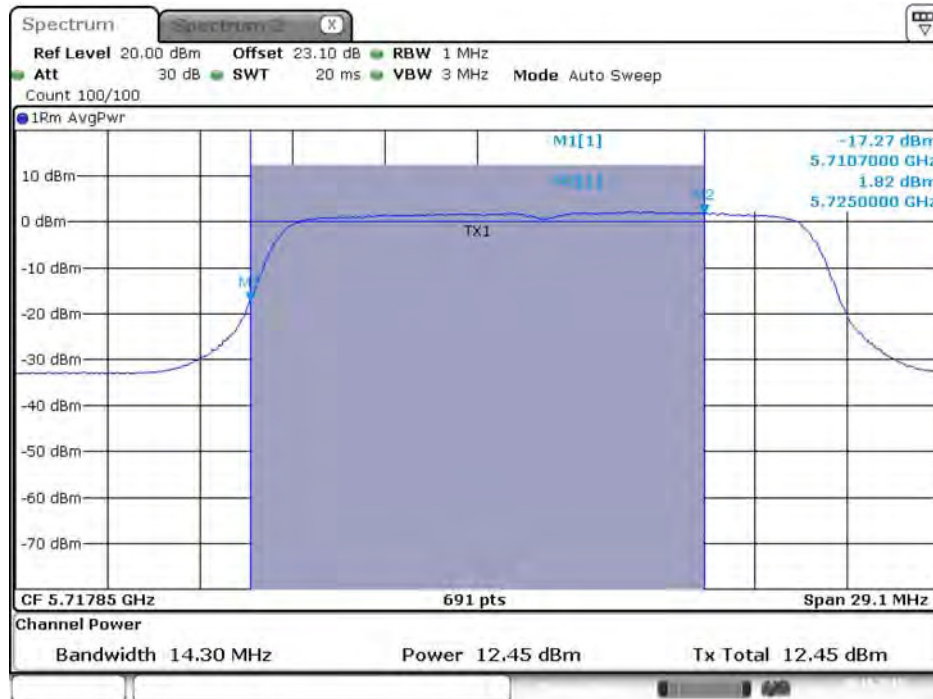
Date: 20.OCT.2015 22:39:19

Conducted Output Power Plot on Configuration IEEE 802.11a / Chain 2 / 5720 MHz (UNII 2C)



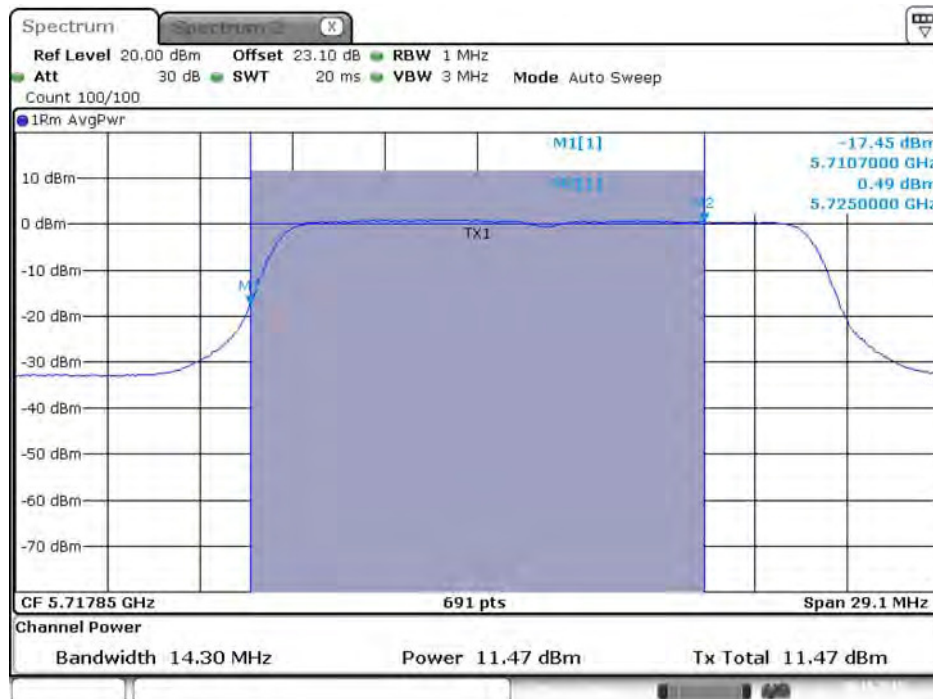
Date: 20.OCT.2015 22:39:26

Conducted Output Power Plot on Configuration IEEE 802.11a / Chain 3 / 5720 MHz (UNII 2C)



Date: 20.OCT.2015 22:39:33

Conducted Output Power Plot on Configuration IEEE 802.11a / Chain 4 / 5720 MHz (UNII 2C)



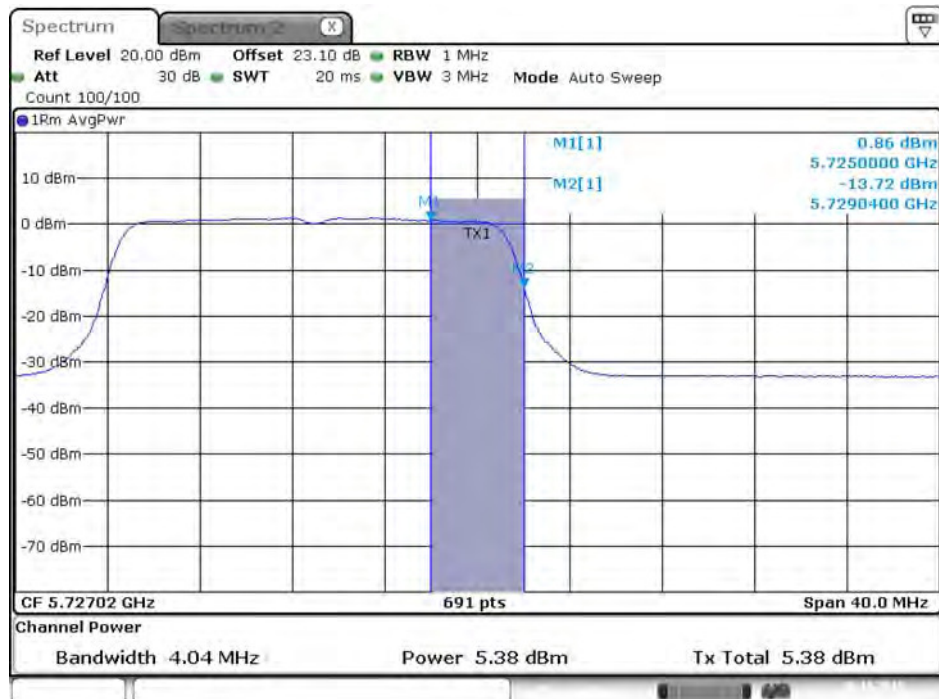
Date: 20.OCT.2015 22:39:40

Conducted Output Power Plot on Configuration IEEE 802. 11a / Chain 1 / 5720 MHz (UNII 3)



Date: 20.OCT.2015 22:39:23

Conducted Output Power Plot on Configuration IEEE 802. 11a / Chain 2 / 5720 MHz (UNII 3)



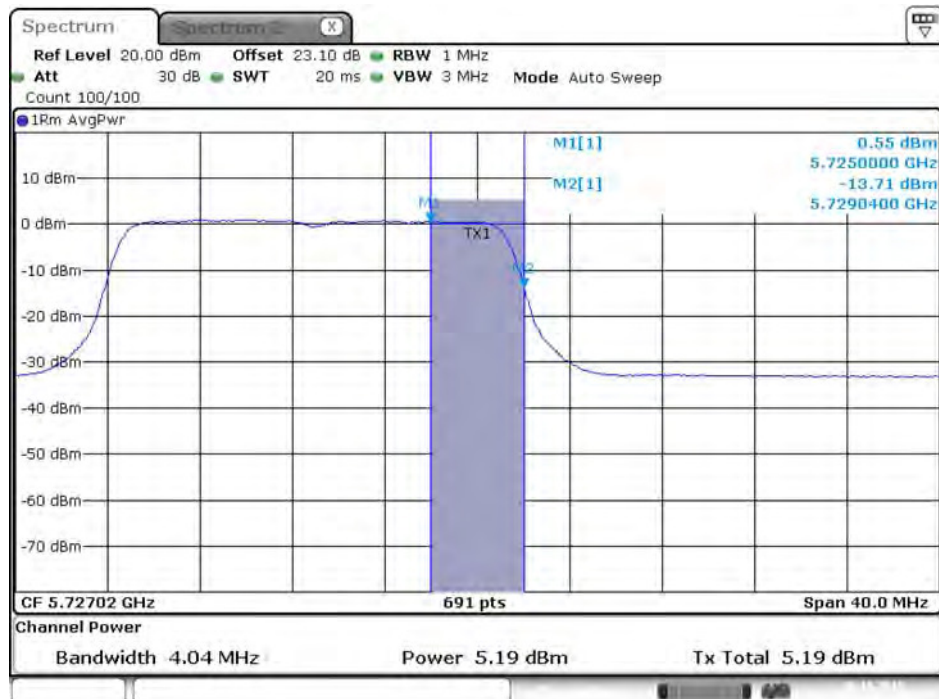
Date: 20.OCT.2015 22:39:30

Conducted Output Power Plot on Configuration IEEE 802. 11a / Chain 3 / 5720 MHz (UNII 3)



Date: 20.OCT.2015 22:39:37

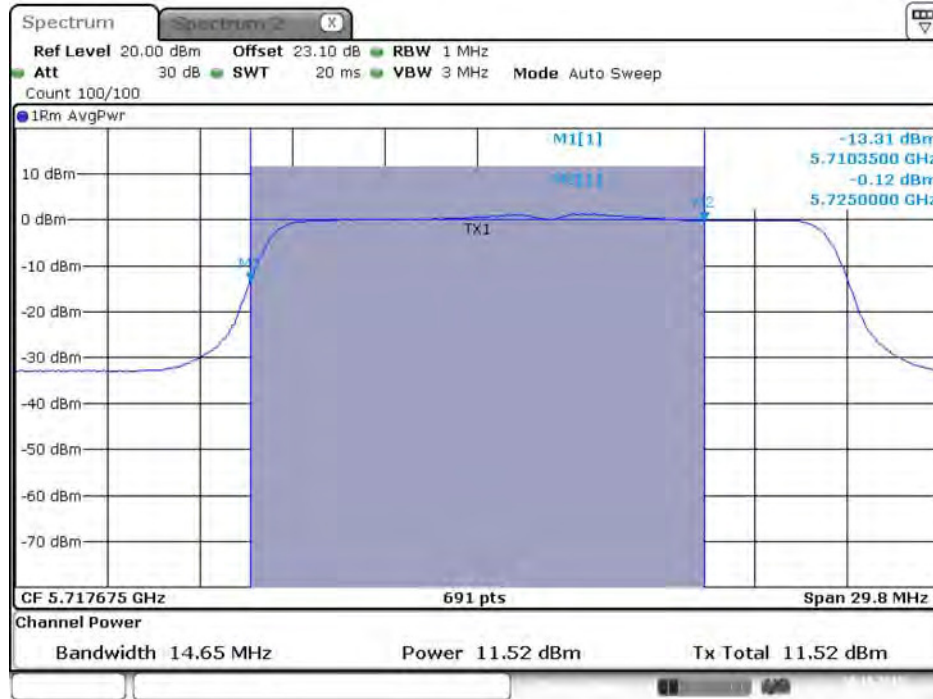
Conducted Output Power Plot on Configuration IEEE 802. 11a / Chain 4 / 5720 MHz (UNII 3)



Date: 20.OCT.2015 22:39:44

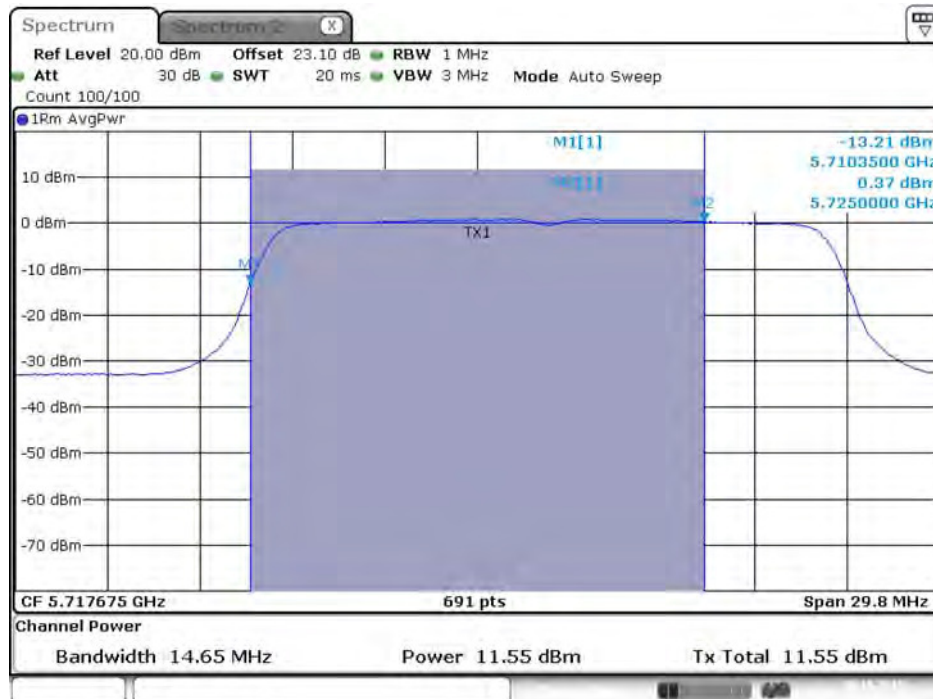


**Conducted Output Power Plot on Configuration IEEE 802.11ac MCS0/Nss1 VHT20 / Chain 1 / 5720 MHz (UNII 2C)**



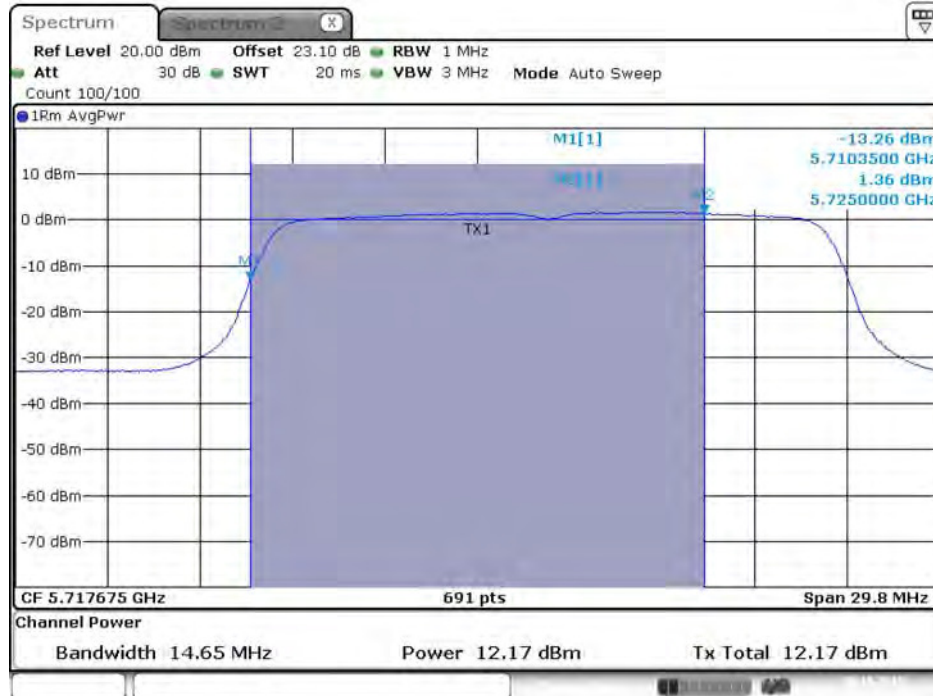
Date: 20.OCT.2015 23:00:44

**Conducted Output Power Plot on Configuration IEEE 802.11ac MCS0/Nss1 VHT20 / Chain 2 / 5720 MHz (UNII 2C)**



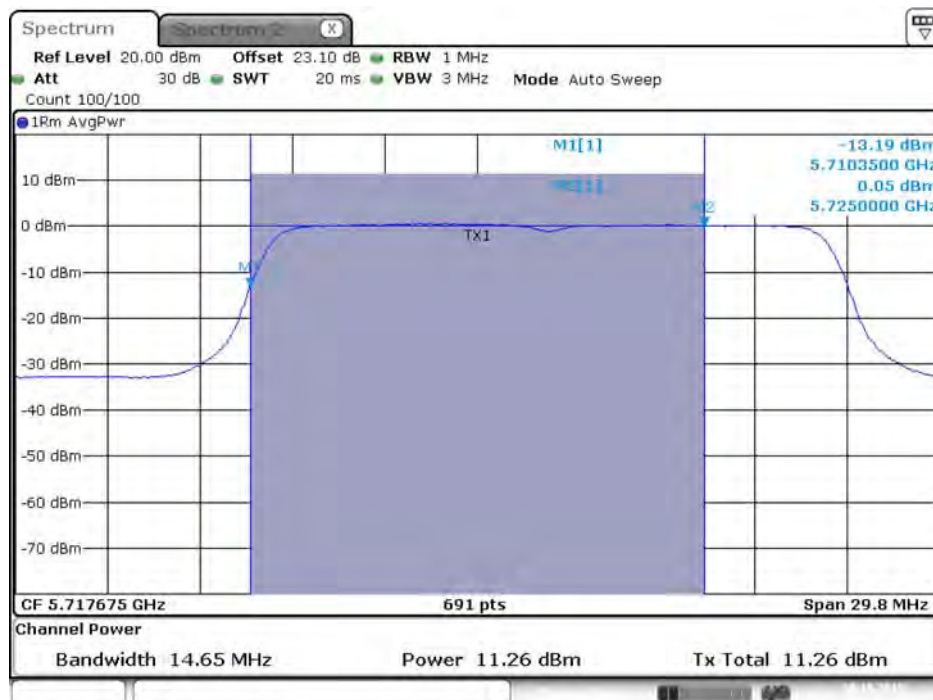
Date: 20.OCT.2015 23:00:51

**Conducted Output Power Plot on Configuration IEEE 802.11ac MCS0/Nss1 VHT20 / Chain 3 / 5720 MHz (UNII 2C)**



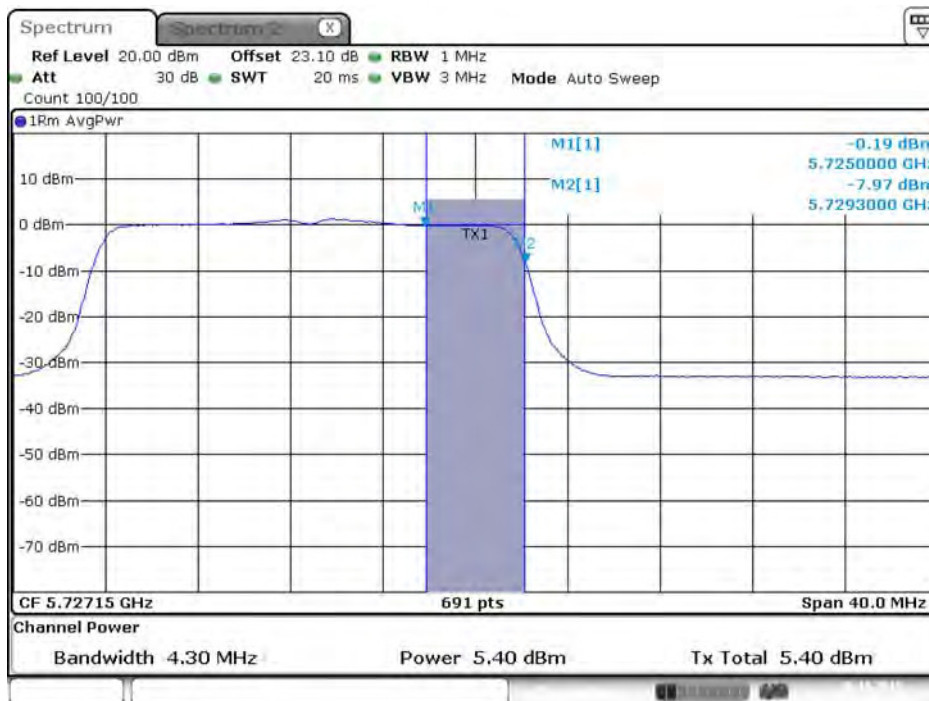
Date: 20.OCT.2015 23:00:58

**Conducted Output Power Plot on Configuration IEEE 802.11ac MCS0/Nss1 VHT20 / Chain 4 / 5720 MHz (UNII 2C)**



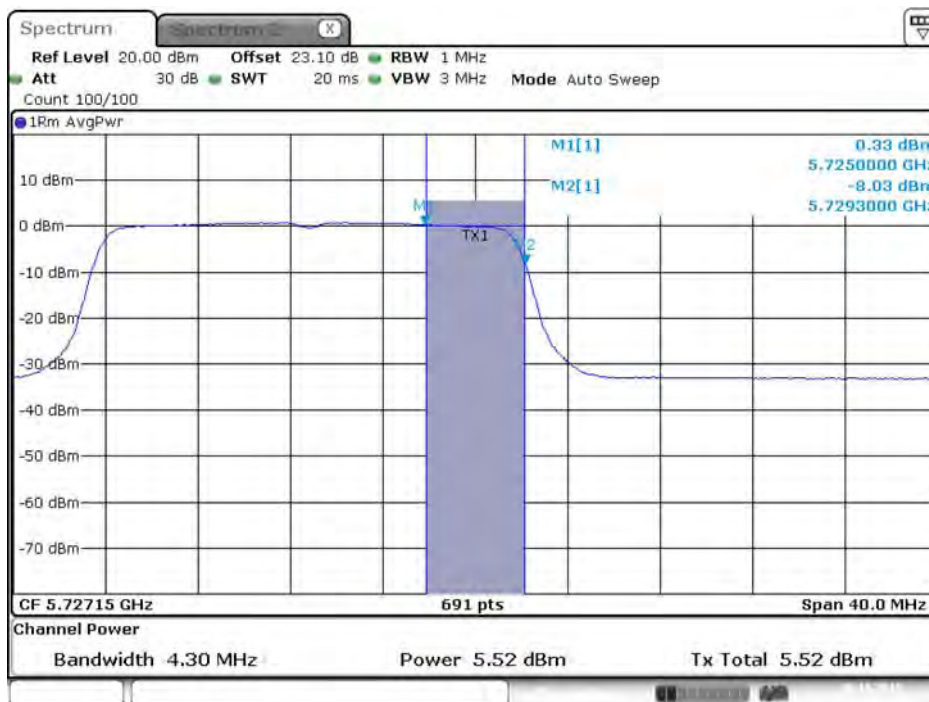
Date: 20.OCT.2015 23:01:06

Conducted Output Power Plot on Configuration IEEE 802.11ac MCS0/Nss1 VHT20 / Chain 1 / 5720 MHz (UNII 3)



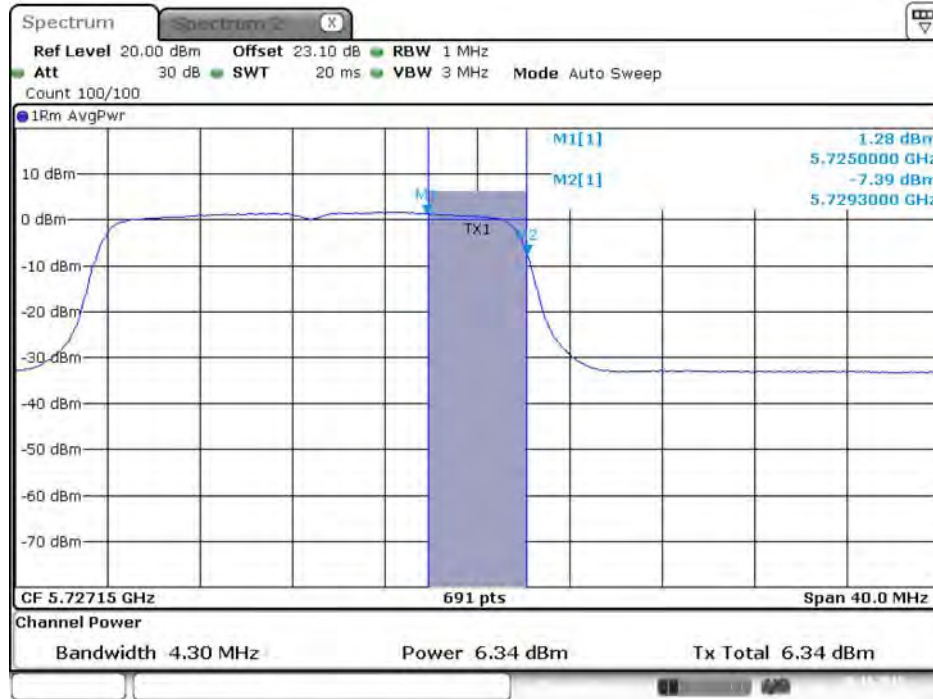
Date: 20.OCT.2015 23:00:48

Conducted Output Power Plot on Configuration IEEE 802.11ac MCS0/Nss1 VHT20 / Chain 2 / 5720 MHz (UNII 3)



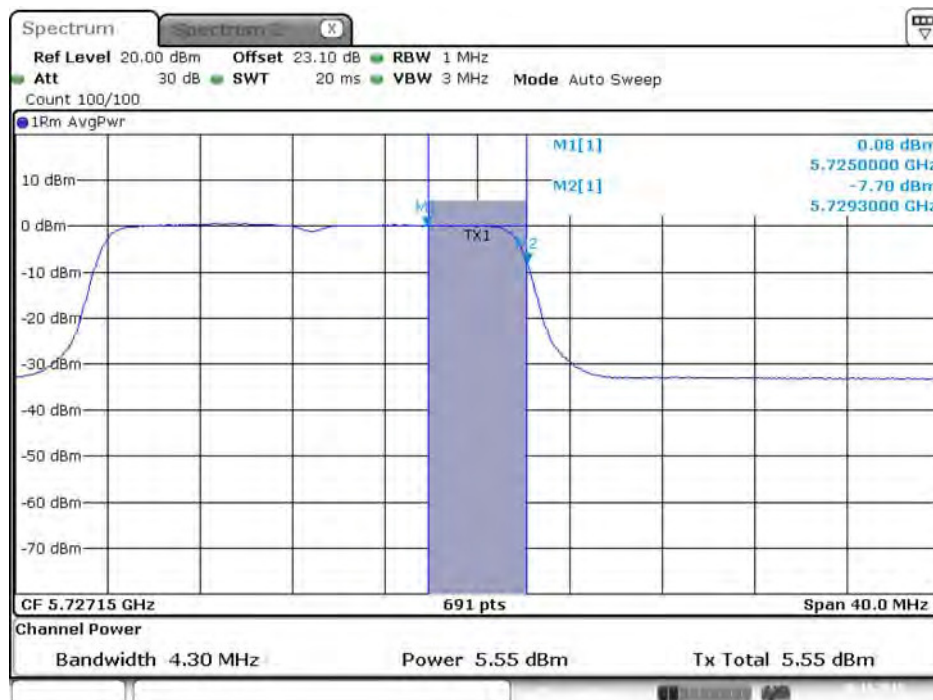
Date: 20.OCT.2015 23:00:55

**Conducted Output Power Plot on Configuration IEEE 802.11ac MCS0/Nss1 VHT20 / Chain 3 / 5720 MHz (UNII 3)**



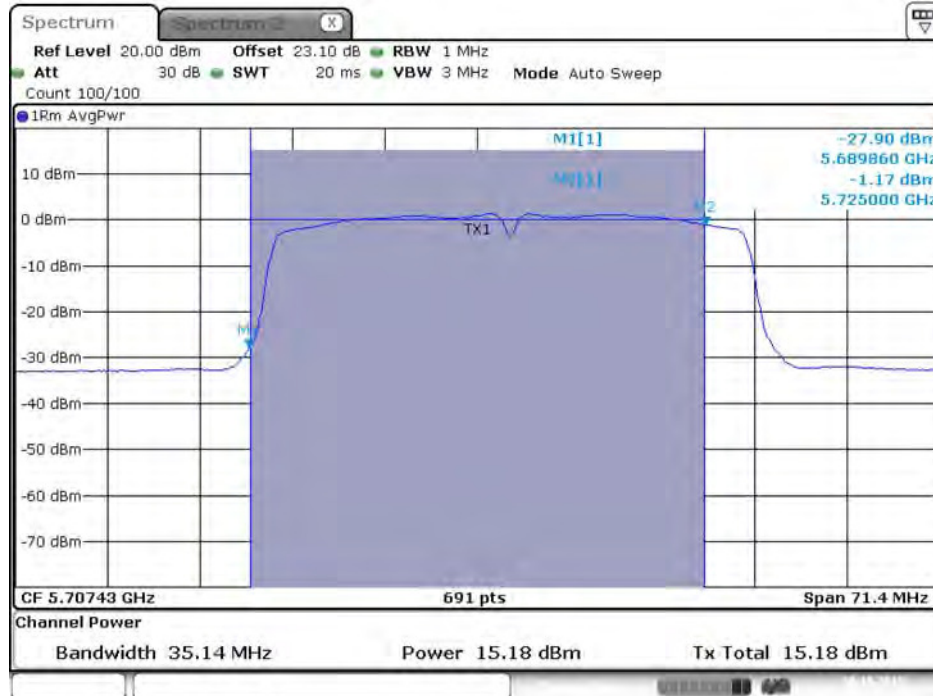
Date: 20.OCT.2015 23:01:02

**Conducted Output Power Plot on Configuration IEEE 802.11ac MCS0/Nss1 VHT20 / Chain 4 / 5720 MHz (UNII 3)**



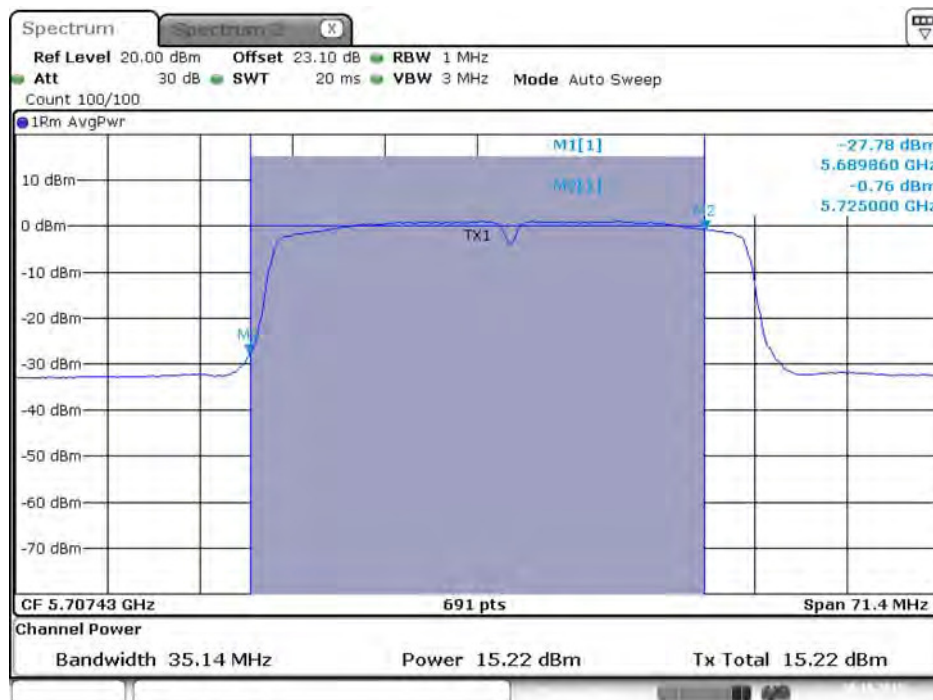
Date: 20.OCT.2015 23:01:09

**Conducted Output Power Plot on Configuration IEEE 802.11ac MCS0/Nss1 VHT40 / Chain 1 / 5710 MHz (UNII 2C)**



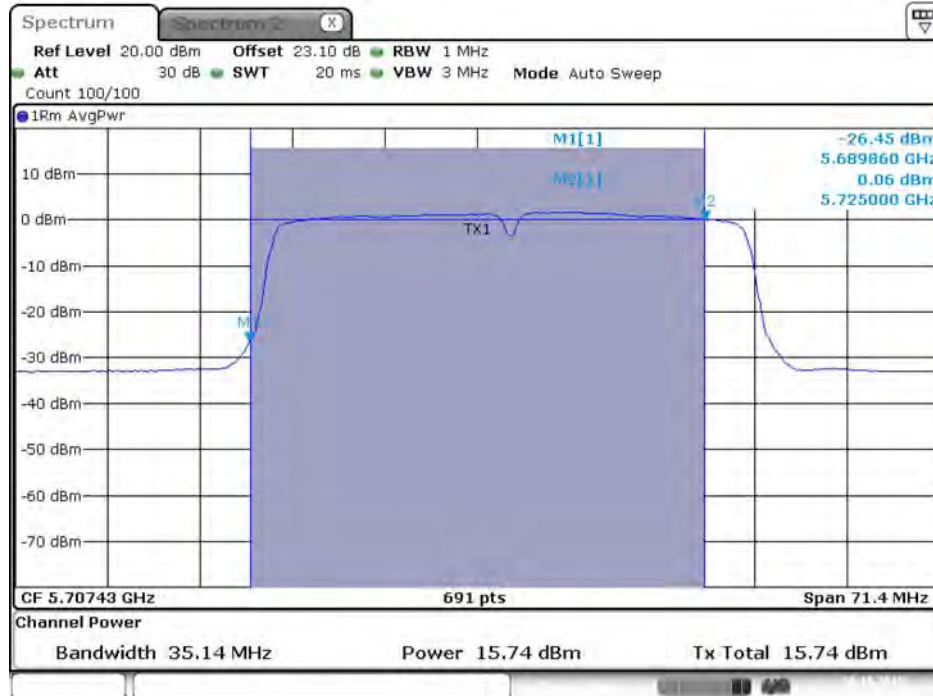
Date: 20.OCT.2015 22:46:40

**Conducted Output Power Plot on Configuration IEEE 802.11ac MCS0/Nss1 VHT40 / Chain 2 / 5710 MHz (UNII 2C)**



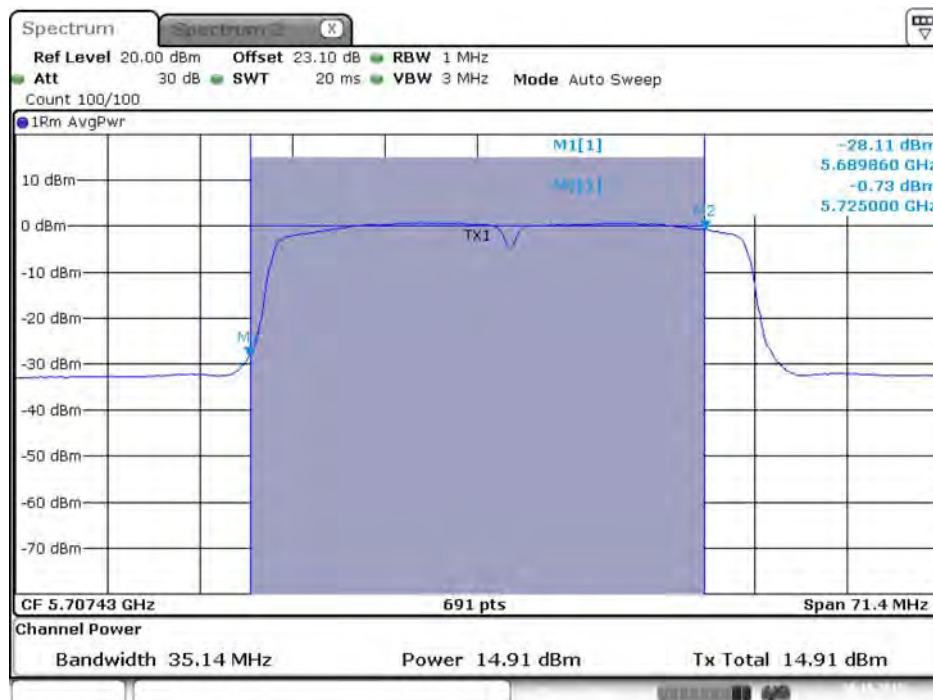
Date: 20.OCT.2015 22:46:47

**Conducted Output Power Plot on Configuration IEEE 802.11ac MCS0/Nss1 VHT40 / Chain 3 / 5710 MHz (UNII 2C)**



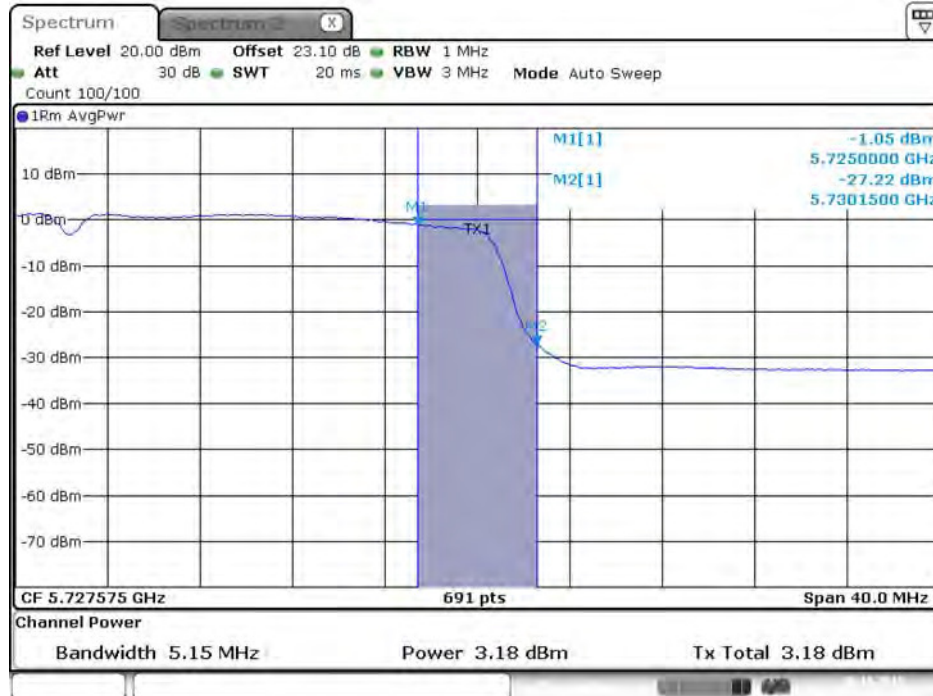
Date: 20.OCT.2015 22:48:54

**Conducted Output Power Plot on Configuration IEEE 802.11ac MCS0/Nss1 VHT40 / Chain 4 / 5710 MHz (UNII 2C)**



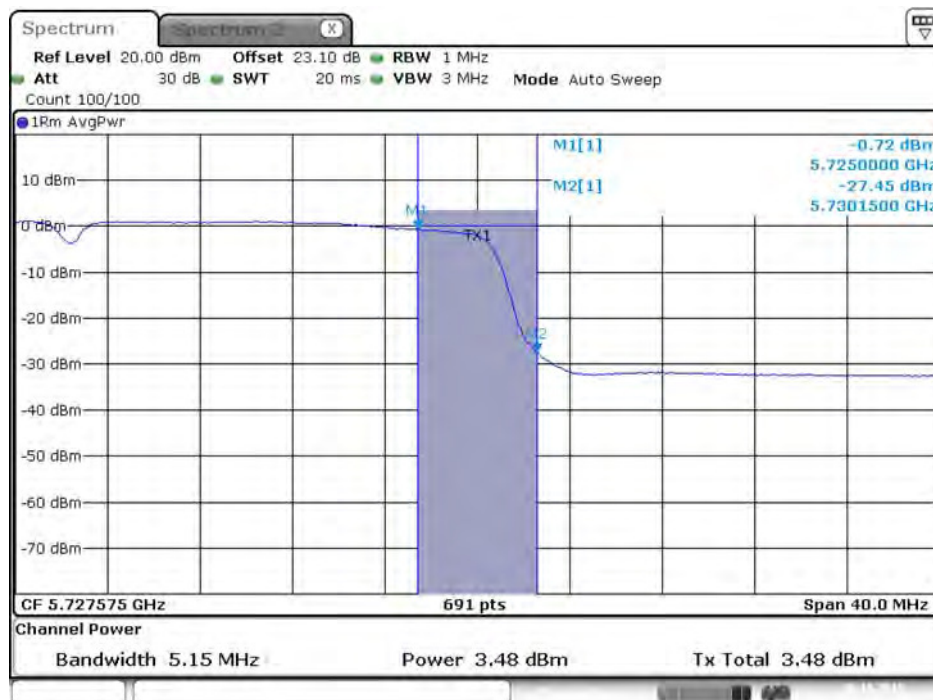
Date: 20.OCT.2015 22:47:01

**Conducted Output Power Plot on Configuration IEEE 802.11ac MCS0/Nss1 VHT40 / Chain 1 / 5710 MHz (UNII 3)**



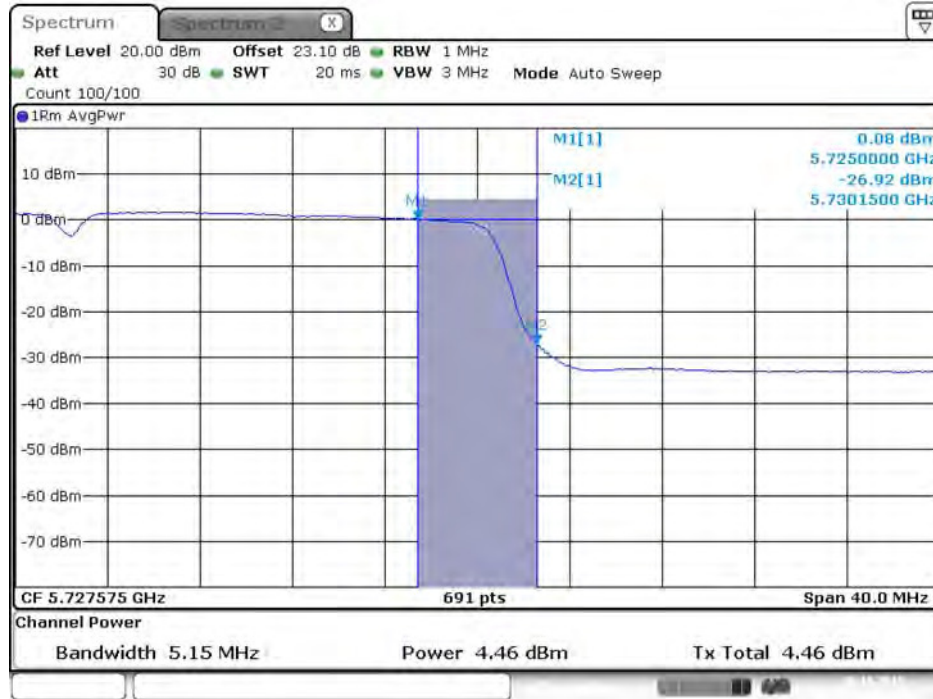
Date: 20.OCT.2015 22:46:44

**Conducted Output Power Plot on Configuration IEEE 802.11ac MCS0/Nss1 VHT40 / Chain 2 / 5710 MHz (UNII 3)**



Date: 20.OCT.2015 22:46:51

**Conducted Output Power Plot on Configuration IEEE 802.11ac MCS0/Nss1 VHT40 / Chain 3 / 5710 MHz (UNII 3)**



Date: 20.OCT.2015 22:48:58

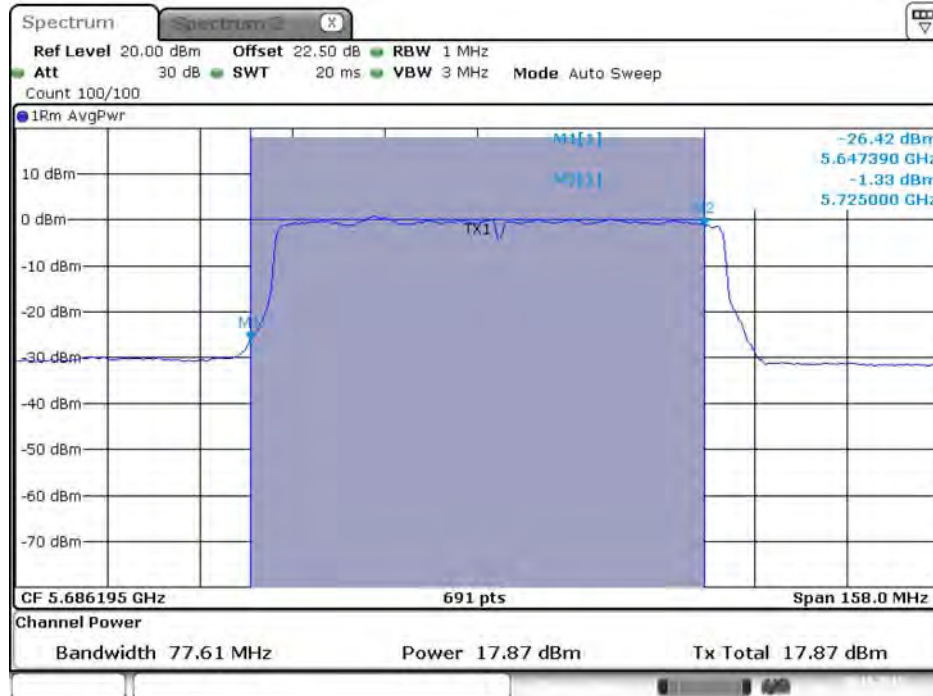
**Conducted Output Power Plot on Configuration IEEE 802.11ac MCS0/Nss1 VHT40 / Chain 4 / 5710 MHz (UNII 3)**



Date: 20.OCT.2015 22:47:05

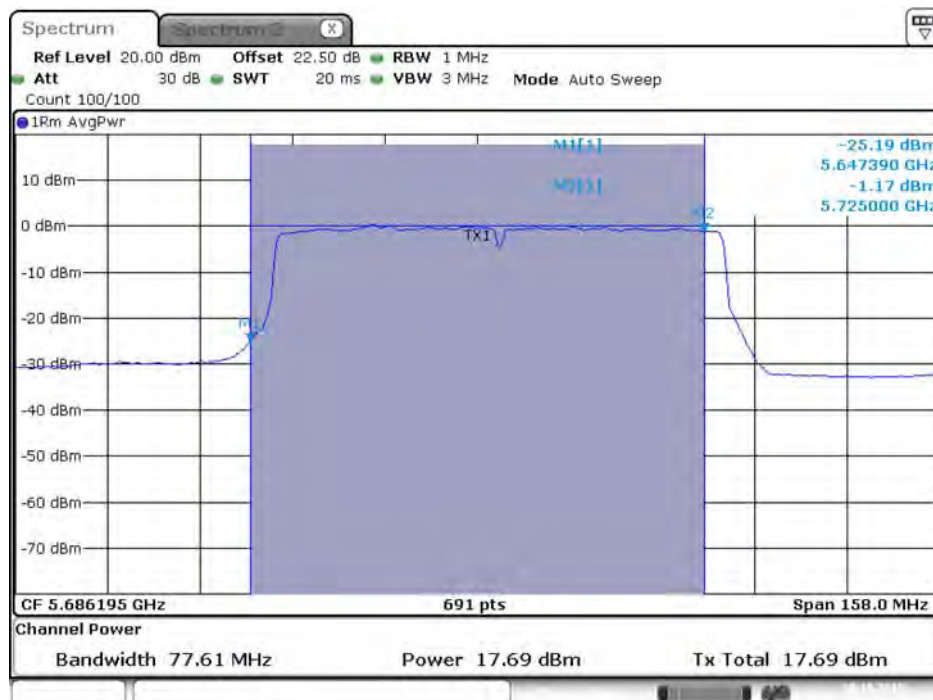


**Conducted Output Power Plot on Configuration IEEE 802.11ac MCS0/Nss1 VHT80 / Chain 1 / 5690 MHz (UNII 2C)**



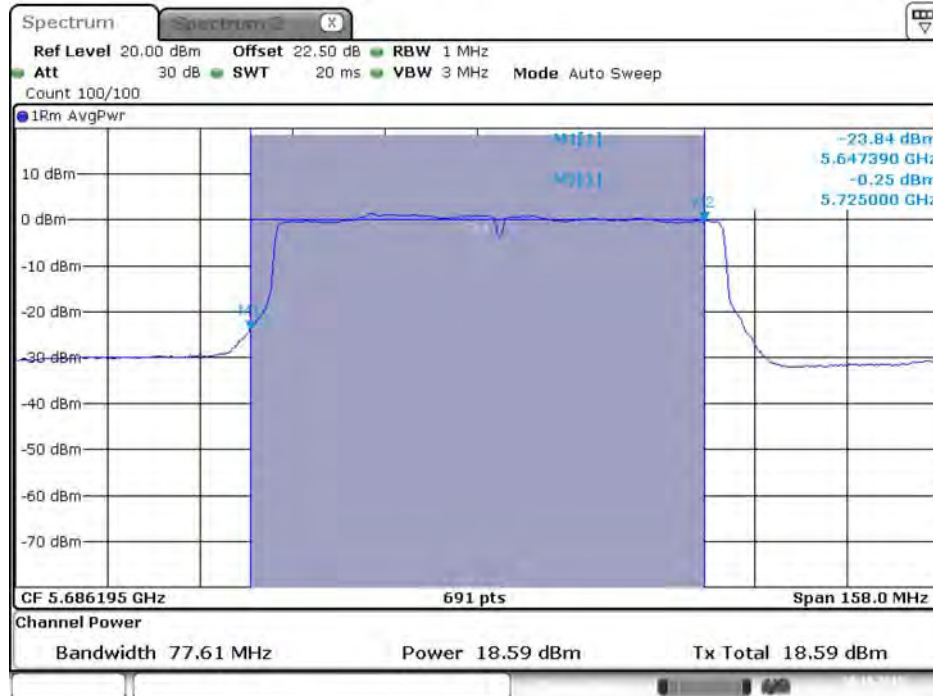
Date: 20.OCT.2015 22:49:49

**Conducted Output Power Plot on Configuration IEEE 802.11ac MCS0/Nss1 VHT80 / Chain 2 / 5690 MHz (UNII 2C)**



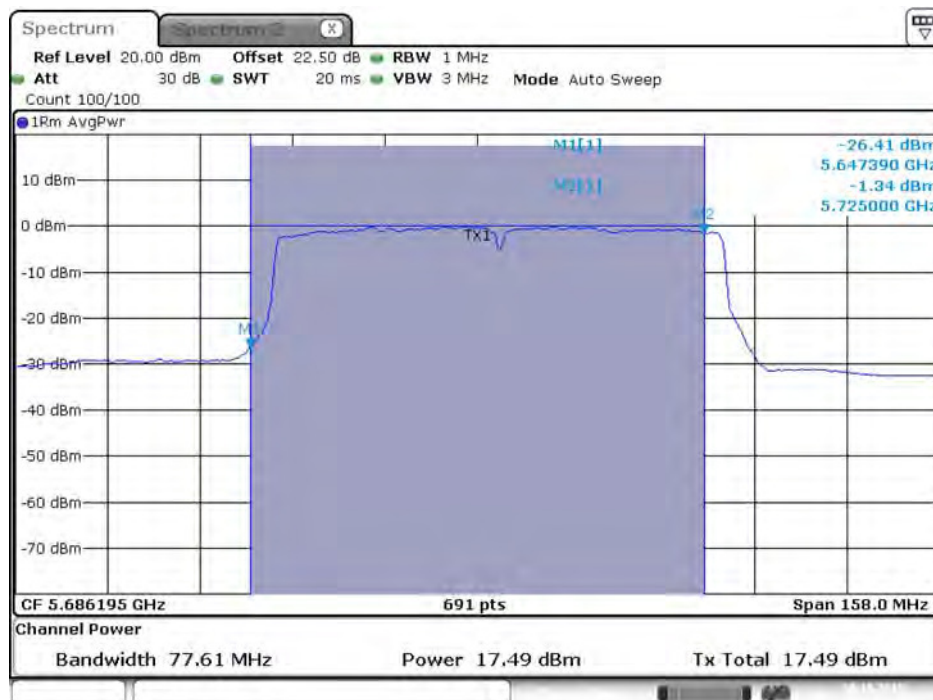
Date: 20.OCT.2015 22:49:56

**Conducted Output Power Plot on Configuration IEEE 802.11ac MCS0/Nss1 VHT80 / Chain 3 / 5690 MHz (UNII 2C)**



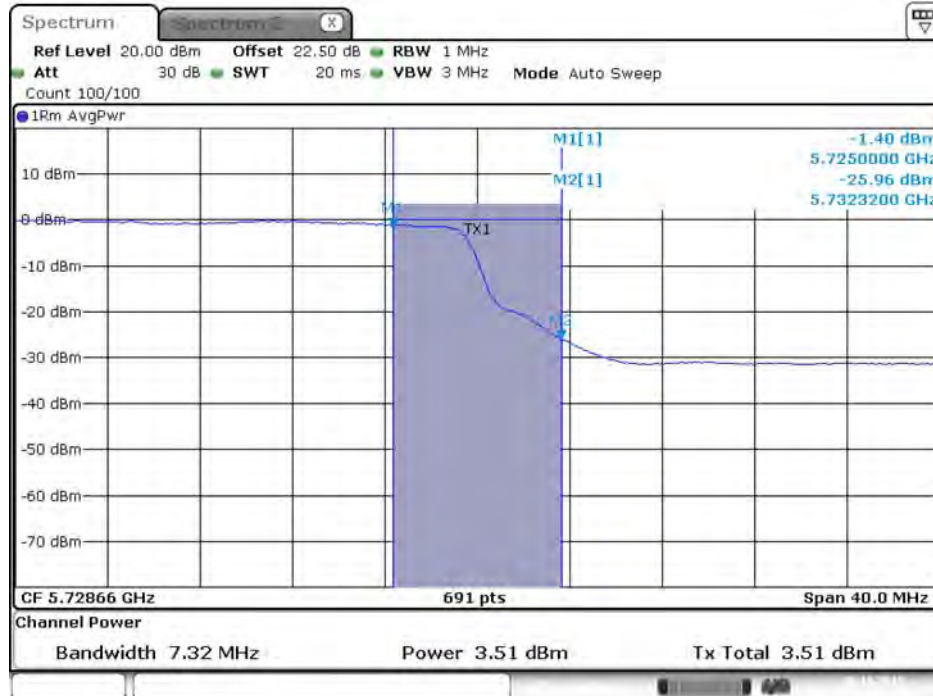
Date: 20.OCT.2015 22:50:03

**Conducted Output Power Plot on Configuration IEEE 802.11ac MCS0/Nss1 VHT80 / Chain 4 / 5690 MHz (UNII 2C)**



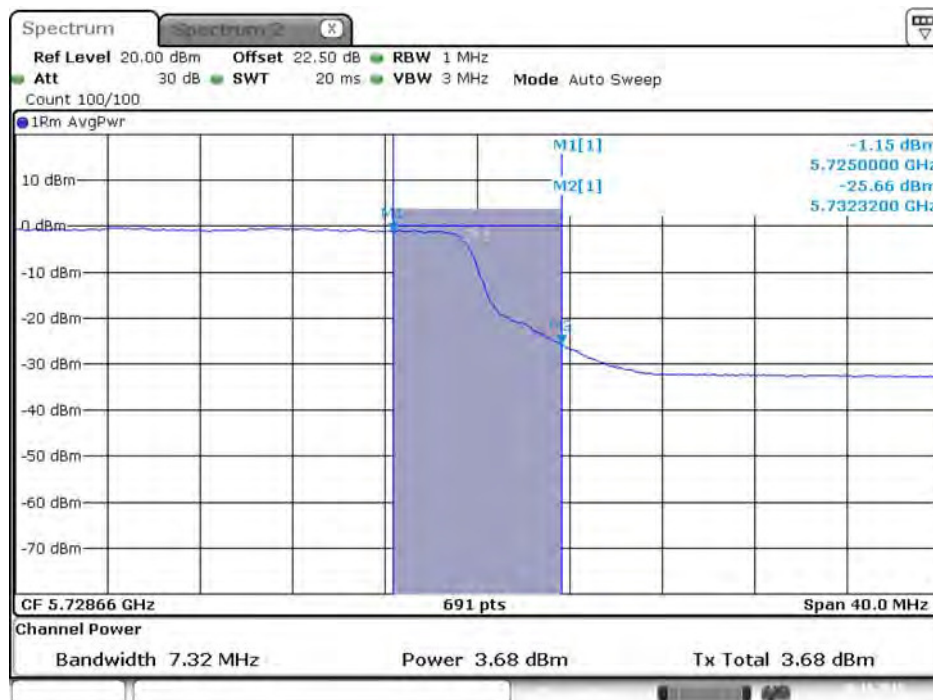
Date: 20.OCT.2015 22:50:10

Conducted Output Power Plot on Configuration IEEE 802.11ac MCS0/Nss1 VHT80 / Chain 1 / 5690 MHz (UNII 3)



Date: 20.OCT.2015 22:49:52

Conducted Output Power Plot on Configuration IEEE 802.11ac MCS0/Nss1 VHT80 / Chain 2 / 5690 MHz (UNII 3)



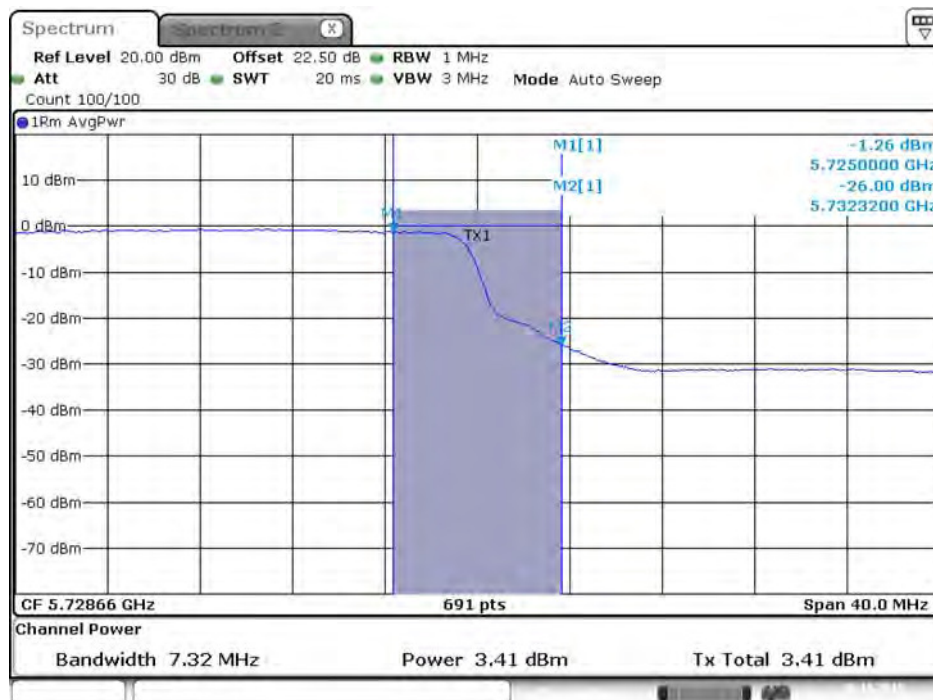
Date: 20.OCT.2015 22:49:59

Conducted Output Power Plot on Configuration IEEE 802.11ac MCS0/Nss1 VHT80 / Chain 3 / 5690 MHz (UNII 3)



Date: 20.OCT.2015 22:50:06

Conducted Output Power Plot on Configuration IEEE 802.11ac MCS0/Nss1 VHT80 / Chain 4 / 5690 MHz (UNII 3)



Date: 20.OCT.2015 22:50:13

## 4.5. Power Spectral Density Measurement

### 4.5.1. Limit

The following table is power spectral density limits and decrease power density limit rule refer to section 4.4.1.

	Frequency Band	Limit
<input checked="" type="checkbox"/>	5.25-5.35 GHz	11 dBm/MHz
<input checked="" type="checkbox"/>	5.470-5.725 GHz	11 dBm/MHz

### 4.5.2. Measuring Instruments and Setting

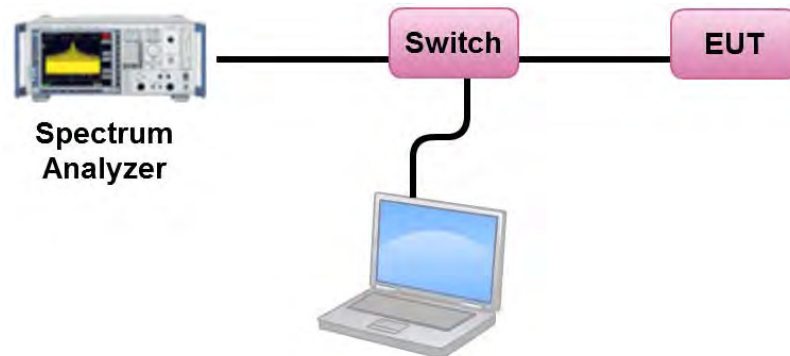
Please refer to section 5 of equipments list in this report. The following table is the setting of the spectrum analyzer.

Spectrum Parameter	Setting
Attenuation	Auto
Span Frequency	Encompass the entire emissions bandwidth (EBW) of the signal
RBW	1000 kHz
VBW	3000 kHz
Detector	RMS
Trace	AVERAGE
Sweep Time	Auto
Trace Average	100 times

### 4.5.3. Test Procedures

1. The transmitter output (antenna port) was connected RF switch to the spectrum analyzer.
2. Test was performed in accordance with KDB789033 D02 v01 for Compliance Testing of Unlicensed National Information Infrastructure (U-NII) Devices - section (F) Maximum Power Spectral Density (PSD).
3. Multiple antenna systems was performed in accordance KDB662911 D01 v02r01 in-Band Power Spectral Density (PSD) Measurements (a) Measure and sum the spectra across the outputs.
4. When measuring first spectral bin of output 1 is summed with that in the first spectral bin of output 2 and that from the first spectral bin of output 3 and so on up to the Nth output to obtain the value for the first frequency bin of the summed spectrum. The summed spectrum value for each of the other frequency bins is computed in the same way.

#### 4.5.4. Test Setup Layout



#### 4.5.5. Test Deviation

There is no deviation with the original standard.

#### 4.5.6. EUT Operation during Test

The EUT was programmed to be in continuously transmitting mode.

#### 4.5.7. Test Result of Power Spectral Density

Temperature	25°C	Humidity	50%
Test Engineer	Eddie Weng & Lucas Huang		
Test Mode	Mode 1: EUT 1 + Set 1 Ceiling Mount Omni Antenna / 7 dBi		

Mode	Frequency	Power Density (dBm/MHz)	Max. Limit (dBm/MHz)	Result
802.11a	5260 MHz	6.52	6.99	Complies
	5300 MHz	6.69	6.99	Complies
	5320 MHz	6.57	6.99	Complies
	5500 MHz	6.57	6.99	Complies
	5580 MHz	6.63	6.99	Complies
	5700 MHz	6.52	6.99	Complies
802.11ac MCS0/Nss1 VHT20	5260 MHz	6.58	6.99	Complies
	5300 MHz	6.63	6.99	Complies
	5320 MHz	6.64	6.99	Complies
	5500 MHz	6.61	6.99	Complies
	5580 MHz	6.72	6.99	Complies
	5700 MHz	6.76	6.99	Complies
802.11ac MCS0/Nss1 VHT40	5270 MHz	6.51	6.99	Complies
	5310 MHz	2.20	6.99	Complies
	5510 MHz	5.07	6.99	Complies
	5550 MHz	6.50	6.99	Complies
	5670 MHz	6.43	6.99	Complies
802.11ac MCS0/Nss1 VHT80	5290 MHz	-1.22	6.99	Complies
	5530 MHz	-2.58	6.99	Complies
	5610 MHz	3.86	6.99	Complies

Note:  $Directional\ Gain = 10 \cdot \log \left[ \frac{\sum_{j=1}^{N_{SS}} \left\{ \sum_{k=1}^{N_{ANT}} g_{j,k} \right\}^2}{N_{ANT}} \right] = 10.01\text{ dBi} > 6\text{ dBi}$ , so the limit  $11 - (10.01 - 6) = 6.99\text{ dBm/MHz}$ .

**Straddle Channel**
**Configuration IEEE 802.11a / Chain 1 + Chain 2 + Chain 3 + Chain 4**

Channel	Frequency	Power Density (dBm/MHz)	Max. Limit (dBm/MHz)	Result
144	5720 MHz (UNII 2C)	6.96	6.99	Complies

Note:  

$$Directional\ Gain = 10 \cdot \log \left[ \frac{\sum_{j=1}^{N_{SS}} \left\{ \sum_{k=1}^{N_{ANT}} g_{j,k} \right\}^2}{N_{ANT}} \right] = 10.01\text{ dBi} > 6\text{ dBi}, \text{ so the limit } 11 - (10.01 - 6) = 6.99\text{ dBm/MHz}.$$

Channel	Frequency	Power Density (dBm/MHz)	10log(500kHz/RBW) Factor (dB)	Power Density (dBm/500kHz)	Power Density Limit (dBm/500kHz)	Result
144	5720 MHz (UNII 3)	6.82	-3.01	3.81	25.99	Complies

Note:  

$$Directional\ Gain = 10 \cdot \log \left[ \frac{\sum_{j=1}^{N_{SS}} \left\{ \sum_{k=1}^{N_{ANT}} g_{j,k} \right\}^2}{N_{ANT}} \right] = 10.01\text{ dBi} > 6\text{ dBi}, \text{ so the limit } 30 - (10.01 - 6) = 25.99\text{ dBm/500kHz}.$$

**Configuration IEEE 802.11ac MCS0/Nss1 VHT20 / Chain 1 + Chain 2 + Chain 3 + Chain 4**

Channel	Frequency	Power Density (dBm/MHz)	Max. Limit (dBm/MHz)	Result
144	5720 MHz (UNII 2C)	6.80	6.99	Complies

Note:  

$$Directional\ Gain = 10 \cdot \log \left[ \frac{\sum_{j=1}^{N_{SS}} \left\{ \sum_{k=1}^{N_{ANT}} g_{j,k} \right\}^2}{N_{ANT}} \right] = 10.01\text{ dBi} > 6\text{ dBi}, \text{ so the limit } 11 - (10.01 - 6) = 6.99\text{ dBm/MHz}.$$

Channel	Frequency	Power Density (dBm/MHz)	10log(500kHz/RBW) Factor (dB)	Power Density (dBm/500kHz)	Power Density Limit (dBm/500kHz)	Result
144	5720 MHz (UNII 3)	6.49	-3.01	3.48	25.99	Complies

Note:  

$$Directional\ Gain = 10 \cdot \log \left[ \frac{\sum_{j=1}^{N_{SS}} \left\{ \sum_{k=1}^{N_{ANT}} g_{j,k} \right\}^2}{N_{ANT}} \right] = 10.01\text{ dBi} > 6\text{ dBi}, \text{ so the limit } 30 - (10.01 - 6) = 25.99\text{ dBm/500kHz}.$$



**Configuration IEEE 802.11ac MCS0/Nss1 VHT40 / Chain 1 + Chain 2 + Chain 3 + Chain 4**

Channel	Frequency	Power Density (dBm/MHz)	Max. Limit (dBm/MHz)	Result
142	5710 MHz (UNII 2C)	6.86	6.99	Complies

Note: 
$$DirectionalGain = 10 \cdot \log \left[ \frac{\sum_{j=1}^{N_{SS}} \left\{ \sum_{k=1}^{N_{ANT}} g_{j,k} \right\}^2}{N_{ANT}} \right] = 10.01 \text{ dBi} > 6 \text{ dBi}, \text{ so the limit } 11 - (10.01 - 6) = 6.99 \text{ dBm/MHz.}$$

Channel	Frequency	Power Density (dBm/MHz)	10log(500kHz/RBW) Factor (dB)	Power Density (dBm/500kHz)	Power Density Limit (dBm/500kHz)	Result
142	5710 MHz (UNII 3)	5.08	-3.01	2.07	25.99	Complies

Note: 
$$DirectionalGain = 10 \cdot \log \left[ \frac{\sum_{j=1}^{N_{SS}} \left\{ \sum_{k=1}^{N_{ANT}} g_{j,k} \right\}^2}{N_{ANT}} \right] = 10.01 \text{ dBi} > 6 \text{ dBi}, \text{ so the limit } 30 - (10.01 - 6) = 25.99 \text{ dBm/500kHz.}$$

**Configuration IEEE 802.11ac MCS0/Nss1 VHT80 / Chain 1 + Chain 2 + Chain 3 + Chain 4**

Channel	Frequency	Power Density (dBm/MHz)	Max. Limit (dBm/MHz)	Result
138	5690 MHz (UNII 2C)	4.12	6.99	Complies

Note: 
$$DirectionalGain = 10 \cdot \log \left[ \frac{\sum_{j=1}^{N_{SS}} \left\{ \sum_{k=1}^{N_{ANT}} g_{j,k} \right\}^2}{N_{ANT}} \right] = 10.01 \text{ dBi} > 6 \text{ dBi}, \text{ so the limit } 11 - (10.01 - 6) = 6.99 \text{ dBm/MHz.}$$

Channel	Frequency	Power Density (dBm/MHz)	10log(500kHz/RBW) Factor (dB)	Power Density (dBm/500kHz)	Power Density Limit (dBm/500kHz)	Result
138	5690 MHz (UNII 3)	3.18	-3.01	0.17	25.99	Complies

Note: 
$$DirectionalGain = 10 \cdot \log \left[ \frac{\sum_{j=1}^{N_{SS}} \left\{ \sum_{k=1}^{N_{ANT}} g_{j,k} \right\}^2}{N_{ANT}} \right] = 10.01 \text{ dBi} > 6 \text{ dBi}, \text{ so the limit } 30 - (10.01 - 6) = 25.99 \text{ dBm/500kHz.}$$

<b>Temperature</b>	25°C	<b>Humidity</b>	50%
<b>Test Engineer</b>	Eddie Weng & Lucas Huang		
<b>Test Mode</b>	Mode 2: EUT 1 + Set 2 Sector Antenna / 6.5 dBi		

Mode	Frequency	Power Density (dBm/MHz)	Max. Limit (dBm/MHz)	Result
802.11a	5260 MHz	7.44	7.49	Complies
	5300 MHz	7.39	7.49	Complies
	5320 MHz	7.35	7.49	Complies
	5500 MHz	7.40	7.49	Complies
	5580 MHz	7.42	7.49	Complies
	5700 MHz	7.45	7.49	Complies
802.11ac MCS0/Nss1 VHT20	5260 MHz	7.31	7.49	Complies
	5300 MHz	7.30	7.49	Complies
	5320 MHz	7.14	7.49	Complies
	5500 MHz	7.38	7.49	Complies
	5580 MHz	7.09	7.49	Complies
	5700 MHz	7.15	7.49	Complies
802.11ac MCS0/Nss1 VHT40	5270 MHz	7.31	7.49	Complies
	5310 MHz	2.64	7.49	Complies
	5510 MHz	1.79	7.49	Complies
	5550 MHz	7.07	7.49	Complies
	5670 MHz	7.30	7.49	Complies
802.11ac MCS0/Nss1 VHT80	5290 MHz	-3.06	7.49	Complies
	5530 MHz	-3.32	7.49	Complies
	5610 MHz	3.86	7.49	Complies

Note:

$$\text{Directional Gain} = 10 \cdot \log \left[ \frac{\sum_{j=1}^{N_{SS}} \left\{ \sum_{k=1}^{N_{ANT}} g_{j,k} \right\}^2}{N_{ANT}} \right] = 9.51 \text{ dBi} > 6 \text{ dBi}, \text{ so the limit } 11 - (9.51 - 6) = 7.49 \text{ dBm/MHz}.$$

**Straddle Channel**
**Configuration IEEE 802.11a / Chain 1 + Chain 2 + Chain 3 + Chain 4**

Channel	Frequency	Power Density (dBm/MHz)	Max. Limit (dBm/MHz)	Result
144	5720 MHz (UNII 2C)	7.44	7.49	Complies

Note:  $\left[ \frac{\sum_{j=1}^{N_{CS}} \left\{ \sum_{k=1}^{N_{ANT}} g_{j,k} \right\}^2}{N_{ANT}} \right] = 9.51 \text{ dBi} > 6 \text{ dBi}$ , so the limit  $11 - (9.51 - 6) = 7.49 \text{ dBm/MHz}$ .

$\text{Directional Gain} = 10 \cdot \log$

Channel	Frequency	Power Density (dBm/MHz)	10log(500kHz/RBW) Factor (dB)	Power Density (dBm/500kHz)	Power Density Limit (dBm/500kHz)	Result
144	5720 MHz (UNII 3)	7.12	-3.01	4.11	26.49	Complies

Note:  $\left[ \frac{\sum_{j=1}^{N_{CS}} \left\{ \sum_{k=1}^{N_{ANT}} g_{j,k} \right\}^2}{N_{ANT}} \right] = 9.51 \text{ dBi} > 6 \text{ dBi}$ , so the limit  $30 - (9.51 - 6) = 26.49 \text{ dBm/500kHz}$ .

$\text{Directional Gain} = 10 \cdot \log$

**Configuration IEEE 802.11ac MCS0/Nss1 VHT20 / Chain 1 + Chain 2 + Chain 3 + Chain 4**

Channel	Frequency	Power Density (dBm/MHz)	Max. Limit (dBm/MHz)	Result
144	5720 MHz (UNII 2C)	7.29	7.49	Complies

Note:  $\left[ \frac{\sum_{j=1}^{N_{CS}} \left\{ \sum_{k=1}^{N_{ANT}} g_{j,k} \right\}^2}{N_{ANT}} \right] = 9.51 \text{ dBi} > 6 \text{ dBi}$ , so the limit  $11 - (9.51 - 6) = 7.49 \text{ dBm/MHz}$ .

$\text{Directional Gain} = 10 \cdot \log$

Channel	Frequency	Power Density (dBm/MHz)	10log(500kHz/RBW) Factor (dB)	Power Density (dBm/500kHz)	Power Density Limit (dBm/500kHz)	Result
144	5720 MHz (UNII 3)	7.08	-3.01	4.07	26.49	Complies

Note:  $\left[ \frac{\sum_{j=1}^{N_{CS}} \left\{ \sum_{k=1}^{N_{ANT}} g_{j,k} \right\}^2}{N_{ANT}} \right] = 9.51 \text{ dBi} > 6 \text{ dBi}$ , so the limit  $30 - (9.51 - 6) = 26.49 \text{ dBm/500kHz}$ .

$\text{Directional Gain} = 10 \cdot \log$

**Configuration IEEE 802.11ac MCS0/Nss1 VHT40 / Chain 1 + Chain 2 + Chain 3 + Chain 4**

Channel	Frequency	Power Density (dBm/MHz)	Max. Limit (dBm/MHz)	Result
142	5710 MHz (UNII 2C)	7.43	7.49	Complies

Note:  $DirectionalGain = 10 \cdot \log \left[ \frac{\sum_{j=1}^{N_{SS}} \left\{ \sum_{k=1}^{N_{ANT}} g_{j,k} \right\}^2}{N_{ANT}} \right] = 9.51 \text{ dBi} > 6 \text{ dBi}$ , so the limit  $11 - (9.51 - 6) = 7.49 \text{ dBm/MHz}$ .

Channel	Frequency	Power Density (dBm/MHz)	10log(500kHz/RBW) Factor (dB)	Power Density (dBm/500kHz)	Power Density Limit (dBm/500kHz)	Result
142	5710 MHz (UNII 3)	5.13	-3.01	2.12	26.49	Complies

Note:  $DirectionalGain = 10 \cdot \log \left[ \frac{\sum_{j=1}^{N_{SS}} \left\{ \sum_{k=1}^{N_{ANT}} g_{j,k} \right\}^2}{N_{ANT}} \right] = 9.51 \text{ dBi} > 6 \text{ dBi}$ , so the limit  $30 - (9.51 - 6) = 26.49 \text{ dBm/500kHz}$ .

**Configuration IEEE 802.11ac MCS0/Nss1 VHT80 / Chain 1 + Chain 2 + Chain 3 + Chain 4**

Channel	Frequency	Power Density (dBm/MHz)	Max. Limit (dBm/MHz)	Result
138	5690 MHz (UNII 2C)	4.38	7.49	Complies

Note:  $DirectionalGain = 10 \cdot \log \left[ \frac{\sum_{j=1}^{N_{SS}} \left\{ \sum_{k=1}^{N_{ANT}} g_{j,k} \right\}^2}{N_{ANT}} \right] = 9.51 \text{ dBi} > 6 \text{ dBi}$ , so the limit  $11 - (9.51 - 6) = 7.49 \text{ dBm/MHz}$ .

Channel	Frequency	Power Density (dBm/MHz)	10log(500kHz/RBW) Factor (dB)	Power Density (dBm/500kHz)	Power Density Limit (dBm/500kHz)	Result
138	5690 MHz (UNII 3)	3.21	-3.01	0.20	26.49	Complies

Note:  $DirectionalGain = 10 \cdot \log \left[ \frac{\sum_{j=1}^{N_{SS}} \left\{ \sum_{k=1}^{N_{ANT}} g_{j,k} \right\}^2}{N_{ANT}} \right] = 9.51 \text{ dBi} > 6 \text{ dBi}$ , so the limit  $30 - (9.51 - 6) = 26.49 \text{ dBm/500kHz}$ .

<b>Temperature</b>	25°C	<b>Humidity</b>	50%
<b>Test Engineer</b>	Eddie Weng & Lucas Huang		
<b>Test Mode</b>	Mode 3: EUT 1 + Set 3 Sector Antenna / 5.5 dBi		

Mode	Frequency	Power Density (dBm/MHz)	Max. Limit (dBm/MHz)	Result
802.11a	5260 MHz	8.28	8.49	Complies
	5300 MHz	8.40	8.49	Complies
	5320 MHz	8.34	8.49	Complies
	5500 MHz	8.12	8.49	Complies
	5580 MHz	8.23	8.49	Complies
	5700 MHz	8.33	8.49	Complies
802.11ac MCS0/Nss1 VHT20	5260 MHz	8.43	8.49	Complies
	5300 MHz	8.41	8.49	Complies
	5320 MHz	8.38	8.49	Complies
	5500 MHz	8.37	8.49	Complies
	5580 MHz	8.40	8.49	Complies
	5700 MHz	8.44	8.49	Complies
802.11ac MCS0/Nss1 VHT40	5270 MHz	7.50	8.49	Complies
	5310 MHz	4.59	8.49	Complies
	5510 MHz	5.45	8.49	Complies
	5550 MHz	7.33	8.49	Complies
	5670 MHz	7.51	8.49	Complies
802.11ac MCS0/Nss1 VHT80	5290 MHz	0.08	8.49	Complies
	5530 MHz	-1.07	8.49	Complies
	5610 MHz	5.25	8.49	Complies

Note:  $Directional\ Gain = 10 \cdot \log \left[ \frac{\sum_{j=1}^{N_{SS}} \left\{ \sum_{k=1}^{N_{ANT}} g_{j,k} \right\}^2}{N_{ANT}} \right] = 8.51\text{ dBi} > 6\text{ dBi}$ , so the limit  $11 - (8.51 - 6) = 8.49\text{ dBm/MHz}$ .

**Straddle Channel**
**Configuration IEEE 802.11a / Chain 1 + Chain 2 + Chain 3 + Chain 4**

Channel	Frequency	Power Density (dBm/MHz)	Max. Limit (dBm/MHz)	Result
144	5720 MHz (UNII 2C)	8.26	8.49	Complies

Note:  $DirectionalGain = 10 \cdot \log \left[ \frac{\sum_{j=1}^{N_{CS}} \left\{ \sum_{k=1}^{N_{ANT}} g_{j,k} \right\}^2}{N_{ANT}} \right] = 8.51 \text{ dBi} > 6 \text{ dBi}$ , so the limit  $11 - (8.51 - 6) = 8.49 \text{ dBm/MHz}$ .

Channel	Frequency	Power Density (dBm/MHz)	10log(500kHz/RBW) Factor (dB)	Power Density (dBm/500kHz)	Power Density Limit (dBm/500kHz)	Result
144	5720 MHz (UNII 3)	8.22	-3.01	5.21	27.49	Complies

Note:  $DirectionalGain = 10 \cdot \log \left[ \frac{\sum_{j=1}^{N_{CS}} \left\{ \sum_{k=1}^{N_{ANT}} g_{j,k} \right\}^2}{N_{ANT}} \right] = 8.51 \text{ dBi} > 6 \text{ dBi}$ , so the limit  $30 - (8.51 - 6) = 27.49 \text{ dBm/500kHz}$ .

**Configuration IEEE 802.11ac MCS0/Nss1 VHT20 / Chain 1 + Chain 2 + Chain 3 + Chain 4**

Channel	Frequency	Power Density (dBm/MHz)	Max. Limit (dBm/MHz)	Result
144	5720 MHz (UNII 2C)	7.90	8.49	Complies

Note:  $DirectionalGain = 10 \cdot \log \left[ \frac{\sum_{j=1}^{N_{CS}} \left\{ \sum_{k=1}^{N_{ANT}} g_{j,k} \right\}^2}{N_{ANT}} \right] = 8.51 \text{ dBi} > 6 \text{ dBi}$ , so the limit  $11 - (8.51 - 6) = 8.49 \text{ dBm/MHz}$ .

Channel	Frequency	Power Density (dBm/MHz)	10log(500kHz/RBW) Factor (dB)	Power Density (dBm/500kHz)	Power Density Limit (dBm/500kHz)	Result
144	5720 MHz (UNII 3)	7.69	-3.01	4.68	27.49	Complies

Note:  $DirectionalGain = 10 \cdot \log \left[ \frac{\sum_{j=1}^{N_{CS}} \left\{ \sum_{k=1}^{N_{ANT}} g_{j,k} \right\}^2}{N_{ANT}} \right] = 8.51 \text{ dBi} > 6 \text{ dBi}$ , so the limit  $30 - (8.51 - 6) = 27.49 \text{ dBm/500kHz}$ .

**Configuration IEEE 802.11ac MCS0/Nss1 VHT40 / Chain 1 + Chain 2 + Chain 3 + Chain 4**

Channel	Frequency	Power Density (dBm/MHz)	Max. Limit (dBm/MHz)	Result
142	5710 MHz (UNII 2C)	7.83	8.49	Complies

Note:  $DirectionalGain = 10 \cdot \log \left[ \frac{\sum_{j=1}^{N_{SS}} \left\{ \sum_{k=1}^{N_{ANT}} g_{j,k} \right\}^2}{N_{ANT}} \right] = 8.51 \text{ dBi} > 6 \text{ dBi}$ , so the limit  $11 - (8.51 - 6) = 8.49 \text{ dBm/MHz}$ .

Channel	Frequency	Power Density (dBm/MHz)	10log(500kHz/RBW) Factor (dB)	Power Density (dBm/500kHz)	Power Density Limit (dBm/500kHz)	Result
142	5710 MHz (UNII 3)	6.20	-3.01	3.19	27.49	Complies

Note:  $DirectionalGain = 10 \cdot \log \left[ \frac{\sum_{j=1}^{N_{SS}} \left\{ \sum_{k=1}^{N_{ANT}} g_{j,k} \right\}^2}{N_{ANT}} \right] = 8.51 \text{ dBi} > 6 \text{ dBi}$ , so the limit  $30 - (8.51 - 6) = 27.49 \text{ dBm/500kHz}$ .

**Configuration IEEE 802.11ac MCS0/Nss1 VHT80 / Chain 1 + Chain 2 + Chain 3 + Chain 4**

Channel	Frequency	Power Density (dBm/MHz)	Max. Limit (dBm/MHz)	Result
138	5690 MHz (UNII 2C)	4.77	8.49	Complies

Note:  $DirectionalGain = 10 \cdot \log \left[ \frac{\sum_{j=1}^{N_{SS}} \left\{ \sum_{k=1}^{N_{ANT}} g_{j,k} \right\}^2}{N_{ANT}} \right] = 8.51 \text{ dBi} > 6 \text{ dBi}$ , so the limit  $11 - (8.51 - 6) = 8.49 \text{ dBm/MHz}$ .

Channel	Frequency	Power Density (dBm/MHz)	10log(500kHz/RBW) Factor (dB)	Power Density (dBm/500kHz)	Power Density Limit (dBm/500kHz)	Result
138	5690 MHz (UNII 3)	3.76	-3.01	0.75	27.49	Complies

Note:  $DirectionalGain = 10 \cdot \log \left[ \frac{\sum_{j=1}^{N_{SS}} \left\{ \sum_{k=1}^{N_{ANT}} g_{j,k} \right\}^2}{N_{ANT}} \right] = 8.51 \text{ dBi} > 6 \text{ dBi}$ , so the limit  $30 - (8.51 - 6) = 27.49 \text{ dBm/500kHz}$ .

<b>Temperature</b>	25°C	<b>Humidity</b>	50%
<b>Test Engineer</b>	Eddie Weng & Lucas Huang		
<b>Test Mode</b>	Mode 4: EUT 1 + Set 4 Sector Antenna / 7.5 dBi		

Mode	Frequency	Power Density (dBm/MHz)	Max. Limit (dBm/MHz)	Result
802.11a	5260 MHz	6.25	6.49	Complies
	5300 MHz	6.26	6.49	Complies
	5320 MHz	6.13	6.49	Complies
	5500 MHz	6.16	6.49	Complies
	5580 MHz	6.21	6.49	Complies
	5700 MHz	6.25	6.49	Complies
802.11ac MCS0/Nss1 VHT20	5260 MHz	5.98	6.49	Complies
	5300 MHz	6.00	6.49	Complies
	5320 MHz	6.25	6.49	Complies
	5500 MHz	6.04	6.49	Complies
	5580 MHz	6.06	6.49	Complies
	5700 MHz	6.16	6.49	Complies
802.11ac MCS0/Nss1 VHT40	5270 MHz	6.05	6.49	Complies
	5310 MHz	1.37	6.49	Complies
	5510 MHz	4.19	6.49	Complies
	5550 MHz	6.41	6.49	Complies
	5670 MHz	6.08	6.49	Complies
802.11ac MCS0/Nss1 VHT80	5290 MHz	-1.80	6.49	Complies
	5530 MHz	-2.14	6.49	Complies
	5610 MHz	3.28	6.49	Complies

Note:  $Directional\ Gain = 10 \cdot \log \left[ \frac{\sum_{j=1}^{N_{SS}} \left\{ \sum_{k=1}^{N_{ANT}} g_{j,k} \right\}^2}{N_{ANT}} \right] = 10.51\text{ dBi} > 6\text{ dBi}$ , so the limit  $11 - (10.51 - 6) = 6.49\text{ dBm/MHz}$ .



**Straddle Channel**
**Configuration IEEE 802.11a / Chain 1 + Chain 2 + Chain 3 + Chain 4**

Channel	Frequency	Power Density (dBm/MHz)	Max. Limit (dBm/MHz)	Result
144	5720 MHz (UNII 2C)	6.26	6.49	Complies

Note:  $Directional\ Gain = 10 \cdot \log \left[ \frac{\sum_{j=1}^{N_{CS}} \left\{ \sum_{k=1}^{N_{ANT}} g_{j,k} \right\}^2}{N_{ANT}} \right] = 10.51\text{ dBi} > 6\text{ dBi}$ , so the limit  $11 - (10.51 - 6) = 6.49\text{ dBm/MHz}$ .

Channel	Frequency	Power Density (dBm/MHz)	10log(500kHz/RBW) Factor (dB)	Power Density (dBm/500kHz)	Power Density Limit (dBm/500kHz)	Result
144	5720 MHz (UNII 3)	5.94	-3.01	2.93	25.49	Complies

Note:  $Directional\ Gain = 10 \cdot \log \left[ \frac{\sum_{j=1}^{N_{CS}} \left\{ \sum_{k=1}^{N_{ANT}} g_{j,k} \right\}^2}{N_{ANT}} \right] = 10.51\text{ dBi} > 6\text{ dBi}$ , so the limit  $30 - (10.51 - 6) = 25.49\text{ dBm/500kHz}$ .

**Configuration IEEE 802.11ac MCS0/Nss1 VHT20 / Chain 1 + Chain 2 + Chain 3 + Chain 4**

Channel	Frequency	Power Density (dBm/MHz)	Max. Limit (dBm/MHz)	Result
144	5720 MHz (UNII 2C)	6.22	6.49	Complies

Note:  $Directional\ Gain = 10 \cdot \log \left[ \frac{\sum_{j=1}^{N_{CS}} \left\{ \sum_{k=1}^{N_{ANT}} g_{j,k} \right\}^2}{N_{ANT}} \right] = 10.51\text{ dBi} > 6\text{ dBi}$ , so the limit  $11 - (10.51 - 6) = 6.49\text{ dBm/MHz}$ .

Channel	Frequency	Power Density (dBm/MHz)	10log(500kHz/RBW) Factor (dB)	Power Density (dBm/500kHz)	Power Density Limit (dBm/500kHz)	Result
144	5720 MHz (UNII 3)	6.10	-3.01	3.09	25.49	Complies

Note:  $Directional\ Gain = 10 \cdot \log \left[ \frac{\sum_{j=1}^{N_{CS}} \left\{ \sum_{k=1}^{N_{ANT}} g_{j,k} \right\}^2}{N_{ANT}} \right] = 10.51\text{ dBi} > 6\text{ dBi}$ , so the limit  $30 - (10.51 - 6) = 25.49\text{ dBm/500kHz}$ .

**Configuration IEEE 802.11ac MCS0/Nss1 VHT40 / Chain 1 + Chain 2 + Chain 3 + Chain 4**

Channel	Frequency	Power Density (dBm/MHz)	Max. Limit (dBm/MHz)	Result
142	5710 MHz (UNII 2C)	6.13	6.49	Complies

Note:  $DirectionalGain = 10 \cdot \log \left[ \frac{\sum_{j=1}^{N_{SS}} \left\{ \sum_{k=1}^{N_{ANT}} g_{j,k} \right\}^2}{N_{ANT}} \right] = 10.51 \text{ dBi} > 6 \text{ dBi}$ , so the limit  $11 - (10.51 - 6) = 6.49 \text{ dBm/MHz}$ .

Channel	Frequency	Power Density (dBm/MHz)	10log(500kHz/RBW) Factor (dB)	Power Density (dBm/500kHz)	Power Density Limit (dBm/500kHz)	Result
142	5710 MHz (UNII 3)	4.66	-3.01	1.65	25.49	Complies

Note:  $DirectionalGain = 10 \cdot \log \left[ \frac{\sum_{j=1}^{N_{SS}} \left\{ \sum_{k=1}^{N_{ANT}} g_{j,k} \right\}^2}{N_{ANT}} \right] = 10.51 \text{ dBi} > 6 \text{ dBi}$ , so the limit  $30 - (10.51 - 6) = 25.49 \text{ dBm/500kHz}$ .

**Configuration IEEE 802.11ac MCS0/Nss1 VHT80 / Chain 1 + Chain 2 + Chain 3 + Chain 4**

Channel	Frequency	Power Density (dBm/MHz)	Max. Limit (dBm/MHz)	Result
138	5690 MHz (UNII 2C)	3.34	6.49	Complies

Note:  $DirectionalGain = 10 \cdot \log \left[ \frac{\sum_{j=1}^{N_{SS}} \left\{ \sum_{k=1}^{N_{ANT}} g_{j,k} \right\}^2}{N_{ANT}} \right] = 10.51 \text{ dBi} > 6 \text{ dBi}$ , so the limit  $11 - (10.51 - 6) = 6.49 \text{ dBm/MHz}$ .

Channel	Frequency	Power Density (dBm/MHz)	10log(500kHz/RBW) Factor (dB)	Power Density (dBm/500kHz)	Power Density Limit (dBm/500kHz)	Result
138	5690 MHz (UNII 3)	1.95	-3.01	-1.06	25.49	Complies

Note:  $DirectionalGain = 10 \cdot \log \left[ \frac{\sum_{j=1}^{N_{SS}} \left\{ \sum_{k=1}^{N_{ANT}} g_{j,k} \right\}^2}{N_{ANT}} \right] = 10.51 \text{ dBi} > 6 \text{ dBi}$ , so the limit  $30 - (10.51 - 6) = 25.49 \text{ dBm/500kHz}$ .

<b>Temperature</b>	25°C	<b>Humidity</b>	50%
<b>Test Engineer</b>	Eddie Weng & Lucas Huang		
<b>Test Mode</b>	Mode 5: EUT 1 + Set 5 Sector Antenna / 4.5 dBi		

Mode	Frequency	Power Density (dBm/MHz)	Max. Limit (dBm/MHz)	Result
802.11a	5260 MHz	9.33	9.49	Complies
	5300 MHz	9.29	9.49	Complies
	5320 MHz	9.31	9.49	Complies
	5500 MHz	9.24	9.49	Complies
	5580 MHz	9.14	9.49	Complies
	5700 MHz	9.34	9.49	Complies
802.11ac MCS0/Nss1 VHT20	5260 MHz	9.35	9.49	Complies
	5300 MHz	9.33	9.49	Complies
	5320 MHz	9.44	9.49	Complies
	5500 MHz	9.11	9.49	Complies
	5580 MHz	9.35	9.49	Complies
	5700 MHz	9.42	9.49	Complies
802.11ac MCS0/Nss1 VHT40	5270 MHz	7.50	9.49	Complies
	5310 MHz	3.52	9.49	Complies
	5510 MHz	5.45	9.49	Complies
	5550 MHz	7.33	9.49	Complies
	5670 MHz	6.93	9.49	Complies
802.11ac MCS0/Nss1 VHT80	5290 MHz	-1.03	9.49	Complies
	5530 MHz	-0.59	9.49	Complies
	5610 MHz	6.45	9.49	Complies

Note:

$$\text{Directional Gain} = 10 \cdot \log \left[ \frac{\sum_{j=1}^{N_{SS}} \left\{ \sum_{k=1}^{N_{ANT}} g_{j,k} \right\}^2}{N_{ANT}} \right] = 7.51 \text{ dBi} > 6 \text{ dBi}, \text{ so the limit } 11 - (7.51 - 6) = 9.49 \text{ dBm/MHz}.$$

**Straddle Channel**
**Configuration IEEE 802.11a / Chain 1 + Chain 2 + Chain 3 + Chain 4**

Channel	Frequency	Power Density (dBm/MHz)	Max. Limit (dBm/MHz)	Result
144	5720 MHz (UNII 2C)	9.19	9.49	Complies

Note:  $\left[ \frac{\sum_{j=1}^{N_{CS}} \left\{ \sum_{k=1}^{N_{ANT}} g_{j,k} \right\}^2}{N_{ANT}} \right] = 7.51 \text{ dBi} > 6 \text{ dBi}$ , so the limit  $11 - (7.51 - 6) = 9.49 \text{ dBm/MHz}$ .

$\text{Directional Gain} = 10 \cdot \log$

Channel	Frequency	Power Density (dBm/MHz)	10log(500kHz/RBW) Factor (dB)	Power Density (dBm/500kHz)	Power Density Limit (dBm/500kHz)	Result
144	5720 MHz (UNII 3)	9.10	-3.01	6.09	28.49	Complies

Note:  $\left[ \frac{\sum_{j=1}^{N_{CS}} \left\{ \sum_{k=1}^{N_{ANT}} g_{j,k} \right\}^2}{N_{ANT}} \right] = 7.51 \text{ dBi} > 6 \text{ dBi}$ , so the limit  $30 - (7.51 - 6) = 28.49 \text{ dBm/500kHz}$ .

$\text{Directional Gain} = 10 \cdot \log$

**Configuration IEEE 802.11ac MCS0/Nss1 VHT20 / Chain 1 + Chain 2 + Chain 3 + Chain 4**

Channel	Frequency	Power Density (dBm/MHz)	Max. Limit (dBm/MHz)	Result
144	5720 MHz (UNII 2C)	8.94	9.49	Complies

Note:  $\left[ \frac{\sum_{j=1}^{N_{CS}} \left\{ \sum_{k=1}^{N_{ANT}} g_{j,k} \right\}^2}{N_{ANT}} \right] = 7.51 \text{ dBi} > 6 \text{ dBi}$ , so the limit  $11 - (7.51 - 6) = 9.49 \text{ dBm/MHz}$ .

$\text{Directional Gain} = 10 \cdot \log$

Channel	Frequency	Power Density (dBm/MHz)	10log(500kHz/RBW) Factor (dB)	Power Density (dBm/500kHz)	Power Density Limit (dBm/500kHz)	Result
144	5720 MHz (UNII 3)	8.62	-3.01	5.61	28.49	Complies

Note:  $\left[ \frac{\sum_{j=1}^{N_{CS}} \left\{ \sum_{k=1}^{N_{ANT}} g_{j,k} \right\}^2}{N_{ANT}} \right] = 7.51 \text{ dBi} > 6 \text{ dBi}$ , so the limit  $30 - (7.51 - 6) = 28.49 \text{ dBm/500kHz}$ .

$\text{Directional Gain} = 10 \cdot \log$

**Configuration IEEE 802.11ac MCS0/Nss1 VHT40 / Chain 1 + Chain 2 + Chain 3 + Chain 4**

Channel	Frequency	Power Density (dBm/MHz)	Max. Limit (dBm/MHz)	Result
142	5710 MHz (UNII 2C)	7.83	9.49	Complies

Note:  $DirectionalGain = 10 \cdot \log \left[ \frac{\sum_{j=1}^{N_{SS}} \left\{ \sum_{k=1}^{N_{ANT}} g_{j,k} \right\}^2}{N_{ANT}} \right] = 7.51 \text{ dBi} > 6 \text{ dBi}$ , so the limit  $11 - (7.51 - 6) = 9.49 \text{ dBm/MHz}$ .

Channel	Frequency	Power Density (dBm/MHz)	10log(500kHz/RBW) Factor (dB)	Power Density (dBm/500kHz)	Power Density Limit (dBm/500kHz)	Result
142	5710 MHz (UNII 3)	6.20	-3.01	3.19	28.49	Complies

Note:  $DirectionalGain = 10 \cdot \log \left[ \frac{\sum_{j=1}^{N_{SS}} \left\{ \sum_{k=1}^{N_{ANT}} g_{j,k} \right\}^2}{N_{ANT}} \right] = 7.51 \text{ dBi} > 6 \text{ dBi}$ , so the limit  $30 - (7.51 - 6) = 28.49 \text{ dBm/500kHz}$ .

**Configuration IEEE 802.11ac MCS0/Nss1 VHT80 / Chain 1 + Chain 2 + Chain 3 + Chain 4**

Channel	Frequency	Power Density (dBm/MHz)	Max. Limit (dBm/MHz)	Result
138	5690 MHz (UNII 2C)	4.77	9.49	Complies

Note:  $DirectionalGain = 10 \cdot \log \left[ \frac{\sum_{j=1}^{N_{SS}} \left\{ \sum_{k=1}^{N_{ANT}} g_{j,k} \right\}^2}{N_{ANT}} \right] = 7.51 \text{ dBi} > 6 \text{ dBi}$ , so the limit  $11 - (7.51 - 6) = 9.49 \text{ dBm/MHz}$ .

Channel	Frequency	Power Density (dBm/MHz)	10log(500kHz/RBW) Factor (dB)	Power Density (dBm/500kHz)	Power Density Limit (dBm/500kHz)	Result
138	5690 MHz (UNII 3)	3.76	-3.01	0.75	28.49	Complies

Note:  $DirectionalGain = 10 \cdot \log \left[ \frac{\sum_{j=1}^{N_{SS}} \left\{ \sum_{k=1}^{N_{ANT}} g_{j,k} \right\}^2}{N_{ANT}} \right] = 7.51 \text{ dBi} > 6 \text{ dBi}$ , so the limit  $30 - (7.51 - 6) = 28.49 \text{ dBm/500kHz}$ .

<b>Temperature</b>	25°C	<b>Humidity</b>	50%
<b>Test Engineer</b>	Eddie Weng & Lucas Huang		
<b>Test Mode</b>	Mode 6: EUT 1 + Set 6 Sector Antenna / 4 dBi		

Mode	Frequency	Power Density (dBm/MHz)	Max. Limit (dBm/MHz)	Result
802.11a	5260 MHz	9.59	9.99	Complies
	5300 MHz	9.29	9.99	Complies
	5320 MHz	9.31	9.99	Complies
	5500 MHz	9.60	9.99	Complies
	5580 MHz	9.53	9.99	Complies
	5700 MHz	8.52	9.99	Complies
802.11ac MCS0/Nss1 VHT20	5260 MHz	9.85	9.99	Complies
	5300 MHz	9.58	9.99	Complies
	5320 MHz	8.63	9.99	Complies
	5500 MHz	9.51	9.99	Complies
	5580 MHz	9.35	9.99	Complies
	5700 MHz	7.15	9.99	Complies
802.11ac MCS0/Nss1 VHT40	5270 MHz	7.50	9.99	Complies
	5310 MHz	2.20	9.99	Complies
	5510 MHz	1.92	9.99	Complies
	5550 MHz	7.33	9.99	Complies
	5670 MHz	6.23	9.99	Complies
802.11ac MCS0/Nss1 VHT80	5290 MHz	-2.15	9.99	Complies
	5530 MHz	-5.99	9.99	Complies
	5610 MHz	2.62	9.99	Complies

Note:  $Directional\ Gain = 10 \cdot \log \left[ \frac{\sum_{j=1}^{N_{SS}} \left\{ \sum_{k=1}^{N_{ANT}} g_{j,k} \right\}^2}{N_{ANT}} \right] = 7.01\text{ dBi} > 6\text{ dBi}$ , so the limit  $11 - (7.01 - 6) = 9.99\text{ dBm/MHz}$ .

**Straddle Channel**
**Configuration IEEE 802.11a / Chain 1 + Chain 2 + Chain 3 + Chain 4**

Channel	Frequency	Power Density (dBm/MHz)	Max. Limit (dBm/MHz)	Result
144	5720 MHz (UNII 2C)	9.74	9.99	Complies

Note:  $DirectionalGain = 10 \cdot \log \left[ \frac{\sum_{j=1}^{N_{CS}} \left\{ \sum_{k=1}^{N_{ANT}} g_{j,k} \right\}^2}{N_{ANT}} \right] = 7.01 \text{ dBi} > 6 \text{ dBi}$ , so the limit  $11 - (7.01 - 6) = 9.99 \text{ dBm/MHz}$ .

Channel	Frequency	Power Density (dBm/MHz)	10log(500kHz/RBW) Factor (dB)	Power Density (dBm/500kHz)	Power Density Limit (dBm/500kHz)	Result
144	5720 MHz (UNII 3)	9.60	-3.01	6.59	28.99	Complies

Note:  $DirectionalGain = 10 \cdot \log \left[ \frac{\sum_{j=1}^{N_{CS}} \left\{ \sum_{k=1}^{N_{ANT}} g_{j,k} \right\}^2}{N_{ANT}} \right] = 7.01 \text{ dBi} > 6 \text{ dBi}$ , so the limit  $30 - (7.01 - 6) = 28.99 \text{ dBm/500kHz}$ .

**Configuration IEEE 802.11ac MCS0/Nss1 VHT20 / Chain 1 + Chain 2 + Chain 3 + Chain 4**

Channel	Frequency	Power Density (dBm/MHz)	Max. Limit (dBm/MHz)	Result
144	5720 MHz (UNII 2C)	9.49	9.99	Complies

Note:  $DirectionalGain = 10 \cdot \log \left[ \frac{\sum_{j=1}^{N_{CS}} \left\{ \sum_{k=1}^{N_{ANT}} g_{j,k} \right\}^2}{N_{ANT}} \right] = 7.01 \text{ dBi} > 6 \text{ dBi}$ , so the limit  $11 - (7.01 - 6) = 9.99 \text{ dBm/MHz}$ .

Channel	Frequency	Power Density (dBm/MHz)	10log(500kHz/RBW) Factor (dB)	Power Density (dBm/500kHz)	Power Density Limit (dBm/500kHz)	Result
144	5720 MHz (UNII 3)	9.21	-3.01	6.20	28.99	Complies

Note:  $DirectionalGain = 10 \cdot \log \left[ \frac{\sum_{j=1}^{N_{CS}} \left\{ \sum_{k=1}^{N_{ANT}} g_{j,k} \right\}^2}{N_{ANT}} \right] = 7.01 \text{ dBi} > 6 \text{ dBi}$ , so the limit  $30 - (7.01 - 6) = 28.99 \text{ dBm/500kHz}$ .

**Configuration IEEE 802.11ac MCS0/Nss1 VHT40 / Chain 1 + Chain 2 + Chain 3 + Chain 4**

Channel	Frequency	Power Density (dBm/MHz)	Max. Limit (dBm/MHz)	Result
142	5710 MHz (UNII 2C)	7.83	9.99	Complies

Note:  $DirectionalGain = 10 \cdot \log \left[ \frac{\sum_{j=1}^{N_{SS}} \left\{ \sum_{k=1}^{N_{ANT}} g_{j,k} \right\}^2}{N_{ANT}} \right] = 7.01 \text{ dBi} > 6 \text{ dBi}$ , so the limit  $11 - (7.01 - 6) = 9.99 \text{ dBm/MHz}$ .

Channel	Frequency	Power Density (dBm/MHz)	10log(500kHz/RBW) Factor (dB)	Power Density (dBm/500kHz)	Power Density Limit (dBm/500kHz)	Result
142	5710 MHz (UNII 3)	6.20	-3.01	3.19	28.99	Complies

Note:  $DirectionalGain = 10 \cdot \log \left[ \frac{\sum_{j=1}^{N_{SS}} \left\{ \sum_{k=1}^{N_{ANT}} g_{j,k} \right\}^2}{N_{ANT}} \right] = 7.01 \text{ dBi} > 6 \text{ dBi}$ , so the limit  $30 - (7.01 - 6) = 28.99 \text{ dBm/500kHz}$ .

**Configuration IEEE 802.11ac MCS0/Nss1 VHT80 / Chain 1 + Chain 2 + Chain 3 + Chain 4**

Channel	Frequency	Power Density (dBm/MHz)	Max. Limit (dBm/MHz)	Result
138	5690 MHz (UNII 2C)	4.77	9.99	Complies

Note:  $DirectionalGain = 10 \cdot \log \left[ \frac{\sum_{j=1}^{N_{SS}} \left\{ \sum_{k=1}^{N_{ANT}} g_{j,k} \right\}^2}{N_{ANT}} \right] = 7.01 \text{ dBi} > 6 \text{ dBi}$ , so the limit  $11 - (7.01 - 6) = 9.99 \text{ dBm/MHz}$ .

Channel	Frequency	Power Density (dBm/MHz)	10log(500kHz/RBW) Factor (dB)	Power Density (dBm/500kHz)	Power Density Limit (dBm/500kHz)	Result
138	5690 MHz (UNII 3)	3.76	-3.01	0.75	28.99	Complies

Note:  $DirectionalGain = 10 \cdot \log \left[ \frac{\sum_{j=1}^{N_{SS}} \left\{ \sum_{k=1}^{N_{ANT}} g_{j,k} \right\}^2}{N_{ANT}} \right] = 7.01 \text{ dBi} > 6 \text{ dBi}$ , so the limit  $30 - (7.01 - 6) = 28.99 \text{ dBm/500kHz}$ .



<b>Temperature</b>	25°C	<b>Humidity</b>	50%
<b>Test Engineer</b>	Eddie Weng & Lucas Huang		
<b>Test Mode</b>	Mode 7: EUT 1 + Set 9 Dipole Antenna / 4.67 dBi		

Mode	Frequency	Power Density (dBm/MHz)	Max. Limit (dBm/MHz)	Result
802.11a	5260 MHz	6.08	6.31	Complies
	5300 MHz	6.11	6.31	Complies
	5320 MHz	6.10	6.31	Complies
	5500 MHz	6.06	6.31	Complies
	5580 MHz	6.21	6.31	Complies
	5700 MHz	6.11	6.31	Complies
802.11ac MCS0/Nss1 VHT20	5260 MHz	6.22	6.31	Complies
	5300 MHz	6.23	6.31	Complies
	5320 MHz	6.27	6.31	Complies
	5500 MHz	6.27	6.31	Complies
	5580 MHz	6.04	6.31	Complies
	5700 MHz	6.13	6.31	Complies
802.11ac MCS0/Nss1 VHT40	5270 MHz	6.17	6.31	Complies
	5310 MHz	3.07	6.31	Complies
	5510 MHz	6.23	6.31	Complies
	5550 MHz	6.24	6.31	Complies
	5670 MHz	6.13	6.31	Complies
802.11ac MCS0/Nss1 VHT80	5290 MHz	-2.15	6.31	Complies
	5530 MHz	-2.50	6.31	Complies
	5610 MHz	4.48	6.31	Complies

Note:  $Directional\ Gain = 10 \cdot \log \left[ \frac{\sum_{j=1}^{N_{SS}} \left\{ \sum_{k=1}^{N_{ANT}} g_{j,k} \right\}^2}{N_{ANT}} \right] = 10.69\text{dBi} > 6\text{dBi}$ , so the limit  $11 - (10.69 - 6) = 6.31\text{dBm/MHz}$ .

**Straddle Channel**
**Configuration IEEE 802.11a / Chain 1 + Chain 2 + Chain 3 + Chain 4**

Channel	Frequency	Power Density (dBm/MHz)	Max. Limit (dBm/MHz)	Result
144	5720 MHz (UNII 2C)	6.14	6.31	Complies

Note:  $DirectionalGain = 10 \cdot \log \left[ \frac{\sum_{j=1}^{N_{SS}} \left\{ \sum_{k=1}^{N_{ANT}} g_{j,k} \right\}^2}{N_{ANT}} \right] = 10.69\text{dBi} > 6\text{dBi}$ , so the limit  $11 - (10.69 - 6) = 6.31\text{ dBm/MHz}$ .

Channel	Frequency	Power Density (dBm/MHz)	10log(500kHz/RBW) Factor (dB)	Power Density (dBm/500kHz)	Power Density Limit (dBm/500kHz)	Result
144	5720 MHz (UNII 3)	5.95	-3.01	2.94	25.31	Complies

Note:  $DirectionalGain = 10 \cdot \log \left[ \frac{\sum_{j=1}^{N_{SS}} \left\{ \sum_{k=1}^{N_{ANT}} g_{j,k} \right\}^2}{N_{ANT}} \right] = 10.69\text{dBi} > 6\text{dBi}$ , so the limit  $30 - (10.69 - 6) = 25.31\text{ dBm/500kHz}$ .

**Configuration IEEE 802.11ac MCS0/Nss1 VHT20 / Chain 1 + Chain 2 + Chain 3 + Chain 4**

Channel	Frequency	Power Density (dBm/MHz)	Max. Limit (dBm/MHz)	Result
144	5720 MHz (UNII 2C)	6.13	6.31	Complies

Note:  $DirectionalGain = 10 \cdot \log \left[ \frac{\sum_{j=1}^{N_{SS}} \left\{ \sum_{k=1}^{N_{ANT}} g_{j,k} \right\}^2}{N_{ANT}} \right] = 10.69\text{dBi} > 6\text{dBi}$ , so the limit  $11 - (10.69 - 6) = 6.31\text{ dBm/MHz}$ .

Channel	Frequency	Power Density (dBm/MHz)	10log(500kHz/RBW) Factor (dB)	Power Density (dBm/500kHz)	Power Density Limit (dBm/500kHz)	Result
144	5720 MHz (UNII 3)	5.88	-3.01	2.87	25.31	Complies

Note:  $DirectionalGain = 10 \cdot \log \left[ \frac{\sum_{j=1}^{N_{SS}} \left\{ \sum_{k=1}^{N_{ANT}} g_{j,k} \right\}^2}{N_{ANT}} \right] = 10.69\text{dBi} > 6\text{dBi}$ , so the limit  $30 - (10.69 - 6) = 25.31\text{ dBm/500kHz}$ .

**Configuration IEEE 802.11ac MCS0/Nss1 VHT40 / Chain 1 + Chain 2 + Chain 3 + Chain 4**

Channel	Frequency	Power Density (dBm/MHz)	Max. Limit (dBm/MHz)	Result
142	5710 MHz (UNII 2C)	6.28	6.31	Complies

Note:  $DirectionalGain = 10 \cdot \log \left[ \frac{\sum_{j=1}^{N_{SS}} \left\{ \sum_{k=1}^{N_{ANT}} g_{j,k} \right\}^2}{N_{ANT}} \right] = 10.69\text{dBi} > 6\text{dBi}$ , so the limit  $11 - (10.69 - 6) = 6.31\text{ dBm/MHz}$ .

Channel	Frequency	Power Density (dBm/MHz)	10log(500kHz/RBW) Factor (dB)	Power Density (dBm/500kHz)	Power Density Limit (dBm/500kHz)	Result
142	5710 MHz (UNII 3)	4.36	-3.01	1.35	25.31	Complies

Note:  $DirectionalGain = 10 \cdot \log \left[ \frac{\sum_{j=1}^{N_{SS}} \left\{ \sum_{k=1}^{N_{ANT}} g_{j,k} \right\}^2}{N_{ANT}} \right] = 10.69\text{dBi} > 6\text{dBi}$ , so the limit  $30 - (10.69 - 6) = 25.31\text{ dBm/500kHz}$ .

**Configuration IEEE 802.11ac MCS0/Nss1 VHT80 / Chain 1 + Chain 2 + Chain 3 + Chain 4**

Channel	Frequency	Power Density (dBm/MHz)	Max. Limit (dBm/MHz)	Result
138	5690 MHz (UNII 2C)	4.77	6.31	Complies

Note:  $DirectionalGain = 10 \cdot \log \left[ \frac{\sum_{j=1}^{N_{SS}} \left\{ \sum_{k=1}^{N_{ANT}} g_{j,k} \right\}^2}{N_{ANT}} \right] = 10.69\text{dBi} > 6\text{dBi}$ , so the limit  $11 - (10.69 - 6) = 6.31\text{ dBm/MHz}$ .

Channel	Frequency	Power Density (dBm/MHz)	10log(500kHz/RBW) Factor (dB)	Power Density (dBm/500kHz)	Power Density Limit (dBm/500kHz)	Result
138	5690 MHz (UNII 3)	3.76	-3.01	0.75	25.31	Complies

Note:  $DirectionalGain = 10 \cdot \log \left[ \frac{\sum_{j=1}^{N_{SS}} \left\{ \sum_{k=1}^{N_{ANT}} g_{j,k} \right\}^2}{N_{ANT}} \right] = 10.69\text{dBi} > 6\text{dBi}$ , so the limit  $30 - (10.69 - 6) = 25.31\text{ dBm/500kHz}$ .

<b>Temperature</b>	25°C	<b>Humidity</b>	50%
<b>Test Engineer</b>	Eddie Weng & Lucas Huang		
<b>Test Mode</b>	Mode 8: EUT 2 + Set 10 PIFA Antenna / Chain1:5.84 dBi, Chain2:5.50 dBi, Chain3:5.84 dBi, Chain4:5.65 dBi		

Mode	Frequency	Power Density (dBm/MHz)	Max. Limit (dBm/MHz)	Result
802.11a	5260 MHz	5.03	5.27	Complies
	5300 MHz	5.10	5.27	Complies
	5320 MHz	5.26	5.27	Complies
	5500 MHz	5.20	5.27	Complies
	5580 MHz	5.04	5.27	Complies
	5700 MHz	5.03	5.27	Complies
802.11ac MCS0/Nss1 VHT20	5260 MHz	5.14	5.27	Complies
	5300 MHz	5.11	5.27	Complies
	5320 MHz	5.13	5.27	Complies
	5500 MHz	5.12	5.27	Complies
	5580 MHz	5.15	5.27	Complies
	5700 MHz	5.09	5.27	Complies
802.11ac MCS0/Nss1 VHT40	5270 MHz	5.04	5.27	Complies
	5310 MHz	0.56	5.27	Complies
	5510 MHz	3.89	5.27	Complies
	5550 MHz	5.18	5.27	Complies
	5670 MHz	5.14	5.27	Complies
802.11ac MCS0/Nss1 VHT80	5290 MHz	-2.68	5.27	Complies
	5530 MHz	-3.57	5.27	Complies
	5610 MHz	4.17	5.27	Complies

Note:  $Directional\ Gain = 10 \cdot \log \left[ \frac{\sum_{j=1}^{N_{SS}} \left\{ \sum_{k=1}^{N_{ANT}} g_{j,k} \right\}^2}{N_{ANT}} \right] = 11.73\text{dBi} > 6\text{dBi}$ , so the limit  $11 - (11.73 - 6) = 5.27\text{dBm/MHz}$ .

**Straddle Channel**
**Configuration IEEE 802.11a / Chain 1 + Chain 2 + Chain 3 + Chain 4**

Channel	Frequency	Power Density (dBm/MHz)	Max. Limit (dBm/MHz)	Result
144	5720 MHz (UNII 2C)	5.15	5.27	Complies

Note:  $\left[ \frac{\sum_{j=1}^{N_{CS}} \left\{ \sum_{k=1}^{N_{ANT}} g_{j,k} \right\}^2}{N_{ANT}} \right] = 11.73\text{dBi} > 6\text{dBi}$ , so the limit  $11 - (11.73 - 6) = 5.27\text{dBm/MHz}$ .

$Directional\ Gain = 10 \cdot \log$

Channel	Frequency	Power Density (dBm/MHz)	10log(500kHz/RBW) Factor (dB)	Power Density (dBm/500kHz)	Power Density Limit (dBm/500kHz)	Result
144	5720 MHz (UNII 3)	4.62	-3.01	1.61	24.27	Complies

Note:  $\left[ \frac{\sum_{j=1}^{N_{CS}} \left\{ \sum_{k=1}^{N_{ANT}} g_{j,k} \right\}^2}{N_{ANT}} \right] = 11.73\text{dBi} > 6\text{dBi}$ , so the limit  $30 - (11.73 - 6) = 24.27\text{dBm/500kHz}$ .

$Directional\ Gain = 10 \cdot \log$

**Configuration IEEE 802.11ac MCS0/Nss1 VHT20 / Chain 1 + Chain 2 + Chain 3 + Chain 4**

Channel	Frequency	Power Density (dBm/MHz)	Max. Limit (dBm/MHz)	Result
144	5720 MHz (UNII 2C)	5.01	5.27	Complies

Note:  $\left[ \frac{\sum_{j=1}^{N_{CS}} \left\{ \sum_{k=1}^{N_{ANT}} g_{j,k} \right\}^2}{N_{ANT}} \right] = 11.73\text{dBi} > 6\text{dBi}$ , so the limit  $11 - (11.73 - 6) = 5.27\text{dBm/MHz}$ .

$Directional\ Gain = 10 \cdot \log$

Channel	Frequency	Power Density (dBm/MHz)	10log(500kHz/RBW) Factor (dB)	Power Density (dBm/500kHz)	Power Density Limit (dBm/500kHz)	Result
144	5720 MHz (UNII 3)	4.37	-3.01	1.36	24.27	Complies

Note:  $\left[ \frac{\sum_{j=1}^{N_{CS}} \left\{ \sum_{k=1}^{N_{ANT}} g_{j,k} \right\}^2}{N_{ANT}} \right] = 11.73\text{dBi} > 6\text{dBi}$ , so the limit  $30 - (11.73 - 6) = 24.27\text{dBm/500kHz}$ .

$Directional\ Gain = 10 \cdot \log$

**Configuration IEEE 802.11ac MCS0/Nss1 VHT40 / Chain 1 + Chain 2 + Chain 3 + Chain 4**

Channel	Frequency	Power Density (dBm/MHz)	Max. Limit (dBm/MHz)	Result
142	5710 MHz (UNII 2C)	5.02	5.27	Complies

Note:  $DirectionalGain = 10 \cdot \log \left[ \frac{\sum_{j=1}^{N_{SS}} \left\{ \sum_{k=1}^{N_{ANT}} g_{j,k} \right\}^2}{N_{ANT}} \right] = 11.73\text{dBi} > 6\text{dBi}$ , so the limit  $11 - (11.73 - 6) = 5.27\text{dBm/MHz}$ .

Channel	Frequency	Power Density (dBm/MHz)	10log(500kHz/RBW) Factor (dB)	Power Density (dBm/500kHz)	Power Density Limit (dBm/500kHz)	Result
142	5710 MHz (UNII 3)	3.39	-3.01	0.38	24.27	Complies

Note:  $DirectionalGain = 10 \cdot \log \left[ \frac{\sum_{j=1}^{N_{SS}} \left\{ \sum_{k=1}^{N_{ANT}} g_{j,k} \right\}^2}{N_{ANT}} \right] = 11.73\text{dBi} > 6\text{dBi}$ , so the limit  $30 - (11.73 - 6) = 24.27\text{dBm/500kHz}$ .

**Configuration IEEE 802.11ac MCS0/Nss1 VHT80 / Chain 1 + Chain 2 + Chain 3 + Chain 4**

Channel	Frequency	Power Density (dBm/MHz)	Max. Limit (dBm/MHz)	Result
138	5690 MHz (UNII 2C)	5.20	5.27	Complies

Note:  $DirectionalGain = 10 \cdot \log \left[ \frac{\sum_{j=1}^{N_{SS}} \left\{ \sum_{k=1}^{N_{ANT}} g_{j,k} \right\}^2}{N_{ANT}} \right] = 11.73\text{dBi} > 6\text{dBi}$ , so the limit  $11 - (11.73 - 6) = 5.27\text{dBm/MHz}$ .

Channel	Frequency	Power Density (dBm/MHz)	10log(500kHz/RBW) Factor (dB)	Power Density (dBm/500kHz)	Power Density Limit (dBm/500kHz)	Result
138	5690 MHz (UNII 3)	3.75	-3.01	0.74	24.27	Complies

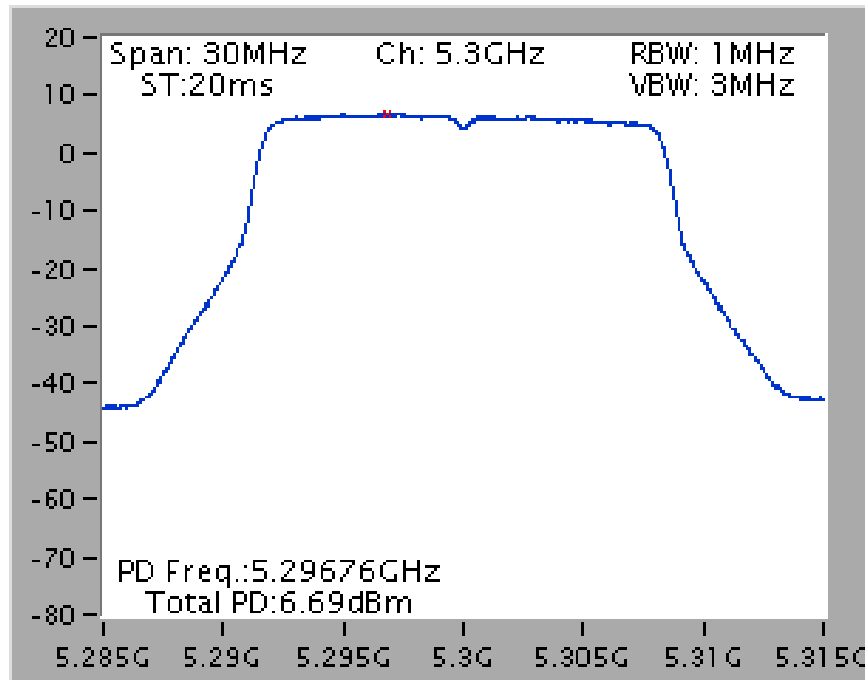
Note:  $DirectionalGain = 10 \cdot \log \left[ \frac{\sum_{j=1}^{N_{SS}} \left\{ \sum_{k=1}^{N_{ANT}} g_{j,k} \right\}^2}{N_{ANT}} \right] = 11.73\text{dBi} > 6\text{dBi}$ , so the limit  $30 - (11.73 - 6) = 24.27\text{dBm/500kHz}$ .

Note: All the test values were listed in the report.

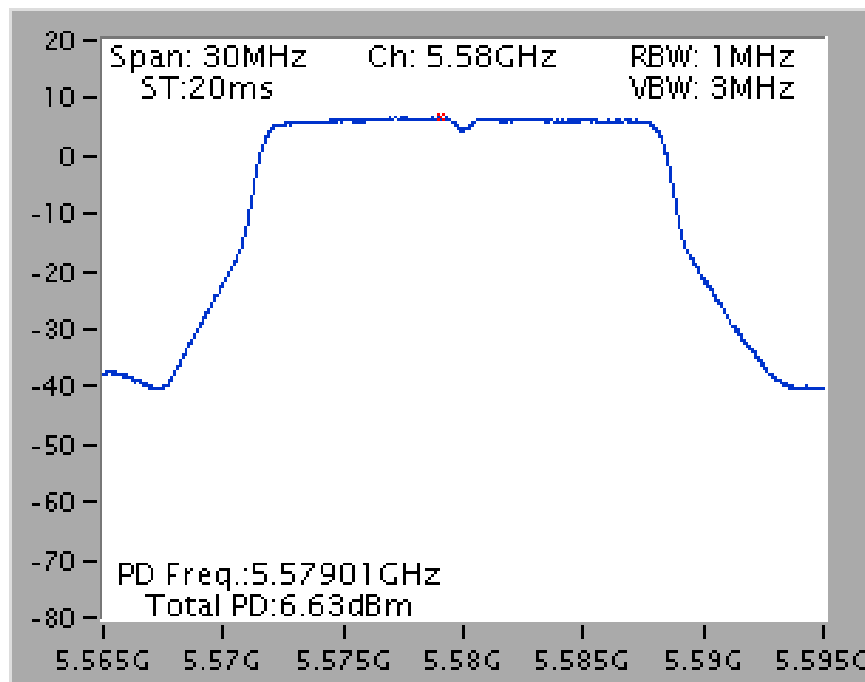
For plots, only the channel with worse result was shown.

Mode 1: EUT 1 + Set 1 Ceiling Mount Omni Antenna / 7 dBi

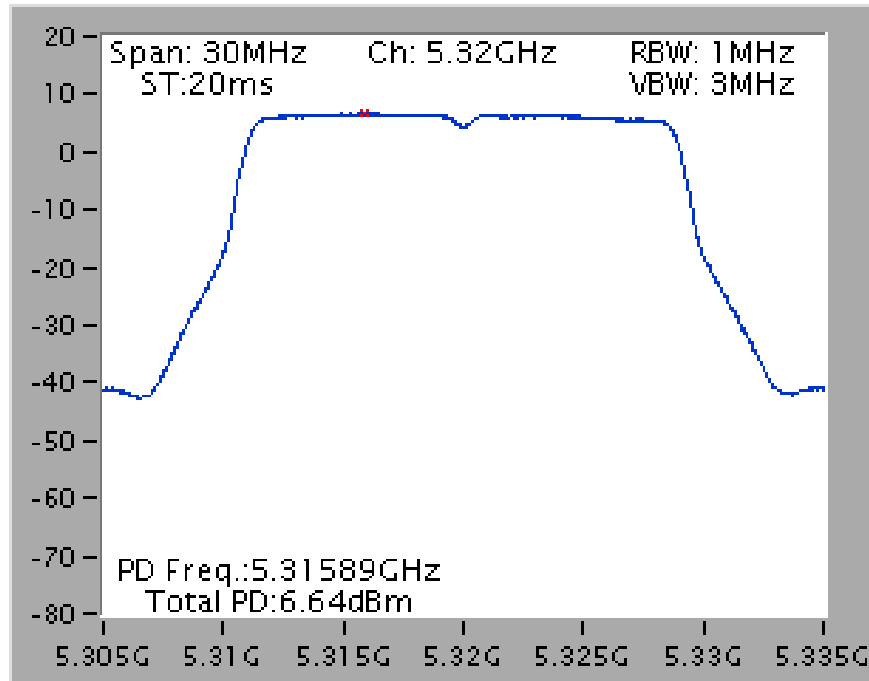
Power Density Plot on Configuration IEEE 802.11a / Chain 1 + Chain 2 + Chain 3 + Chain 4 / 5300 MHz



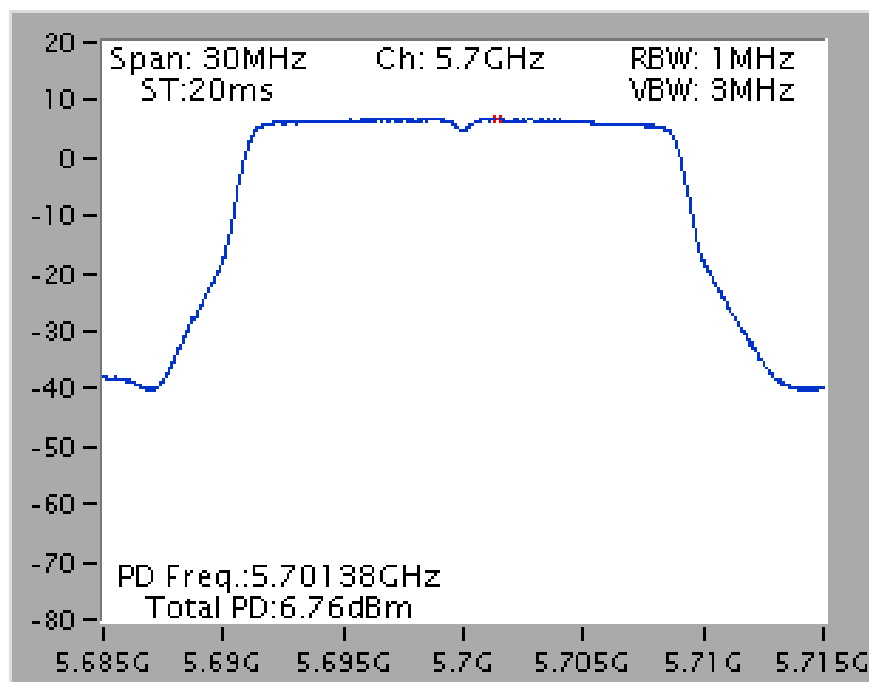
Power Density Plot on Configuration IEEE 802.11a / Chain 1 + Chain 2 + Chain 3 + Chain 4 / 5580 MHz



Power Density Plot on Configuration IEEE 802.11ac MCS0/Nss1 VHT20 / Chain 1 + Chain 2 + Chain 3 + Chain 4 / 5320 MHz

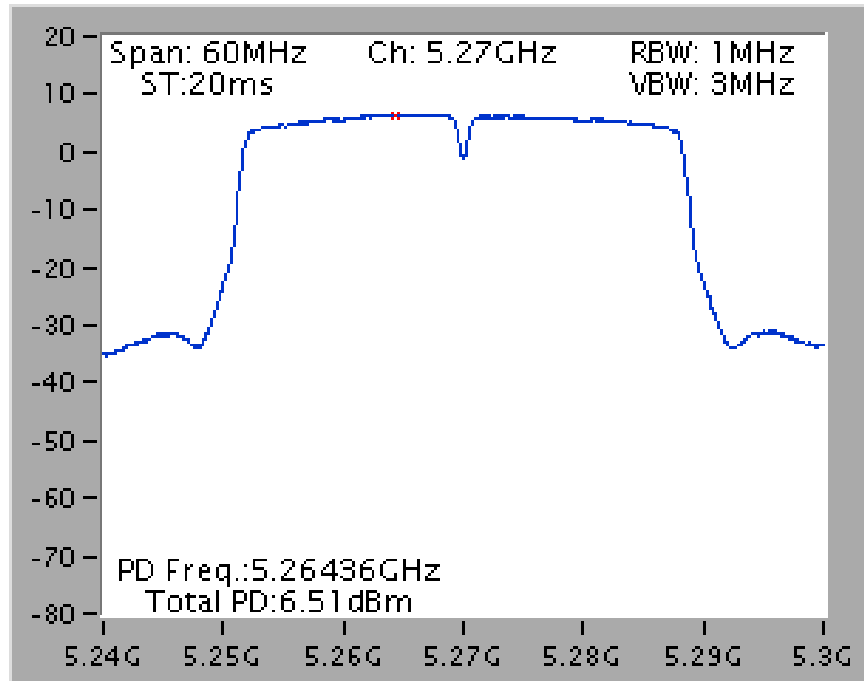


Power Density Plot on Configuration IEEE 802.11ac MCS0/Nss1 VHT20 / Chain 1 + Chain 2 + Chain 3 + Chain 4 / 5700 MHz

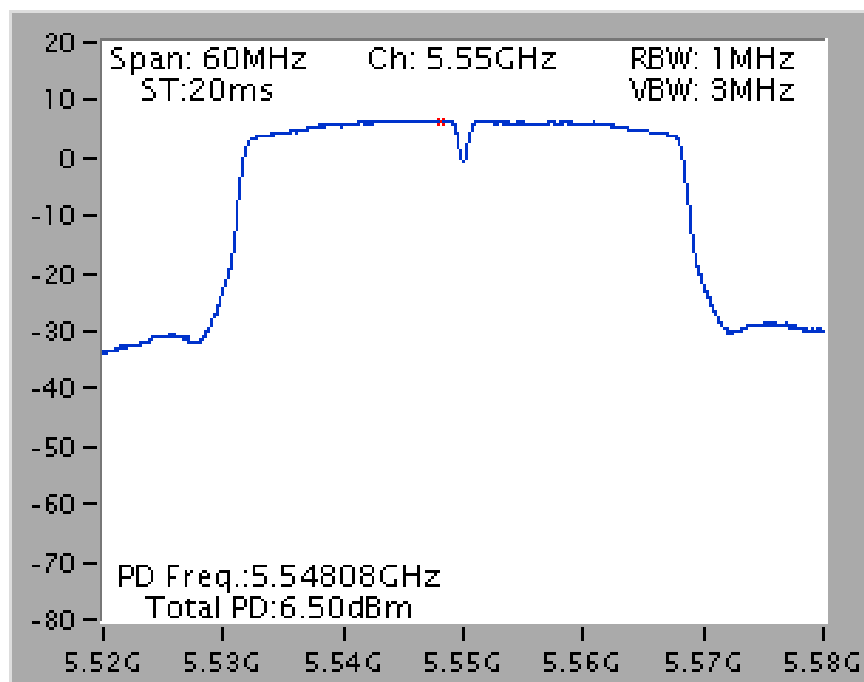




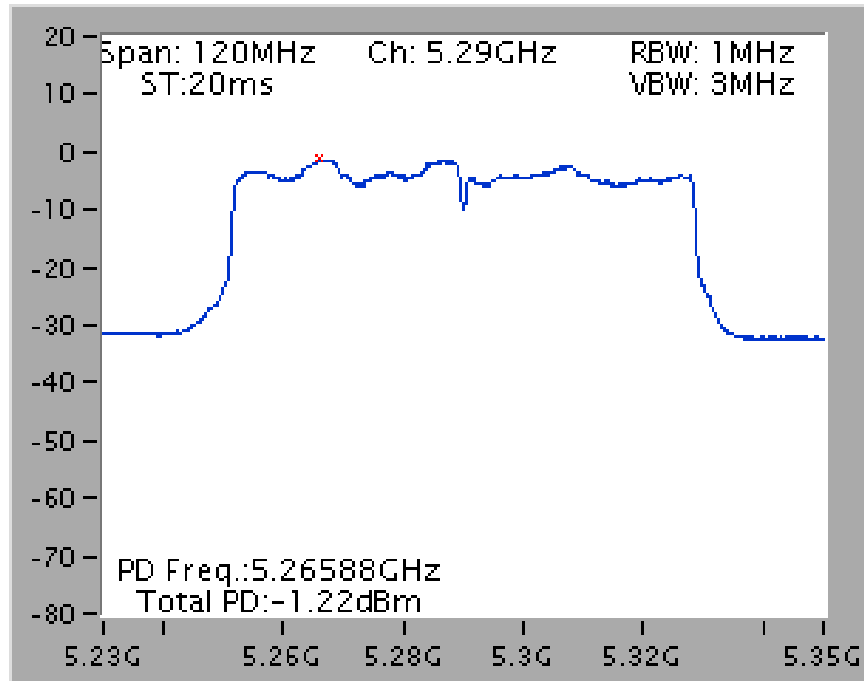
Power Density Plot on Configuration IEEE 802.11ac MCS0/Nss1 VHT40 / Chain 1 + Chain 2 + Chain 3 + Chain 4 / 5270 MHz



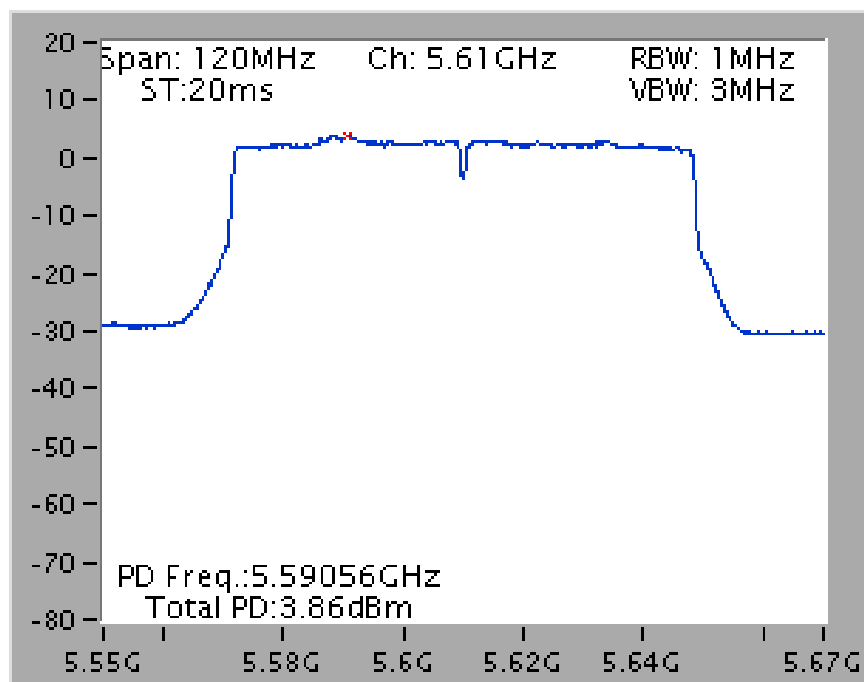
Power Density Plot on Configuration IEEE 802.11ac MCS0/Nss1 VHT40 / Chain 1 + Chain 2 + Chain 3 + Chain 4 / 5550 MHz



Power Density Plot on Configuration IEEE 802.11ac MCS0/Nss1 VHT80 / Chain 1 + Chain 2 + Chain 3 + Chain 4 / 5290 MHz

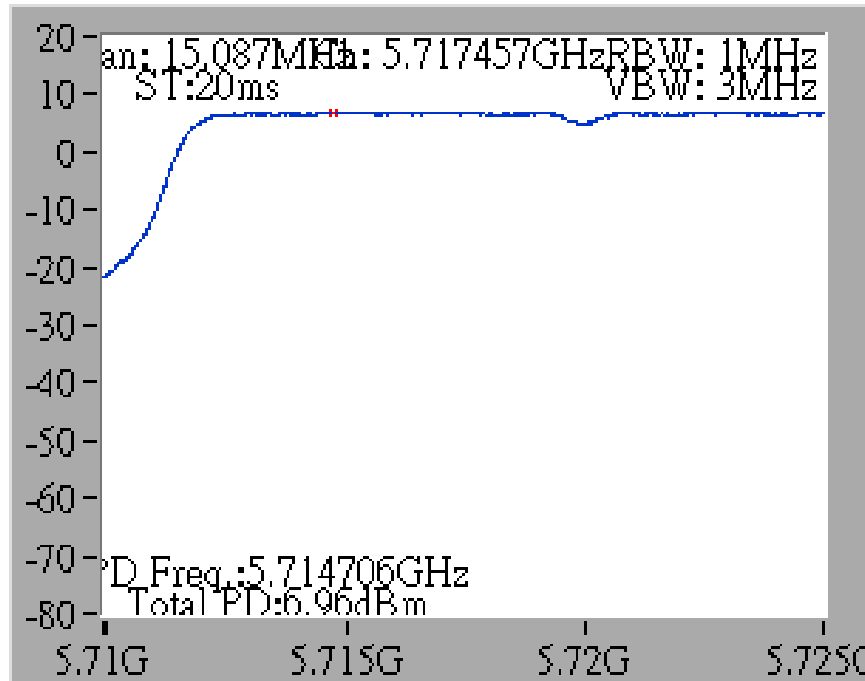


Power Density Plot on Configuration IEEE 802.11ac MCS0/Nss1 VHT80 / Chain 1 + Chain 2 + Chain 3 + Chain 4 / 5610 MHz

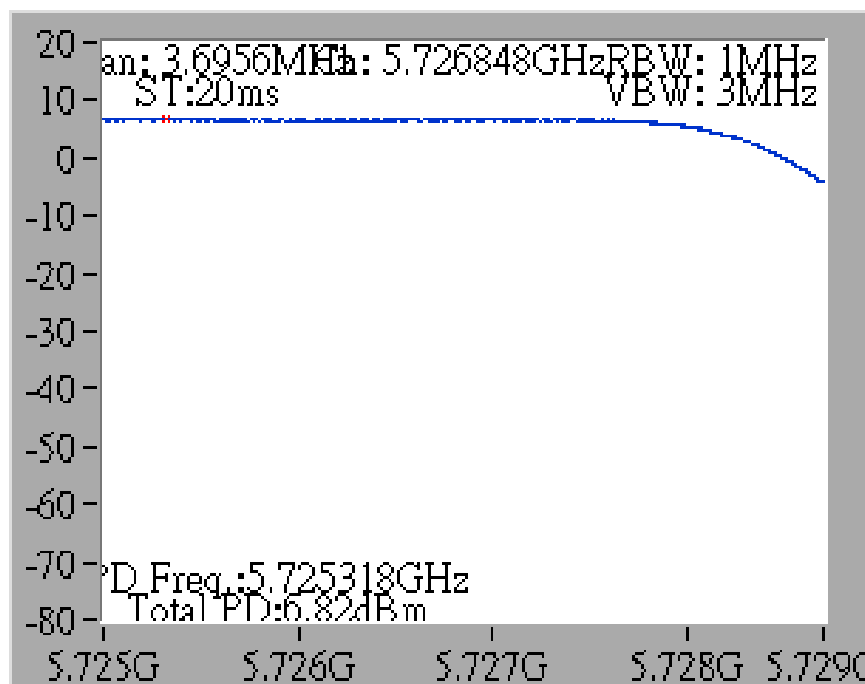


**Straddle Channel**

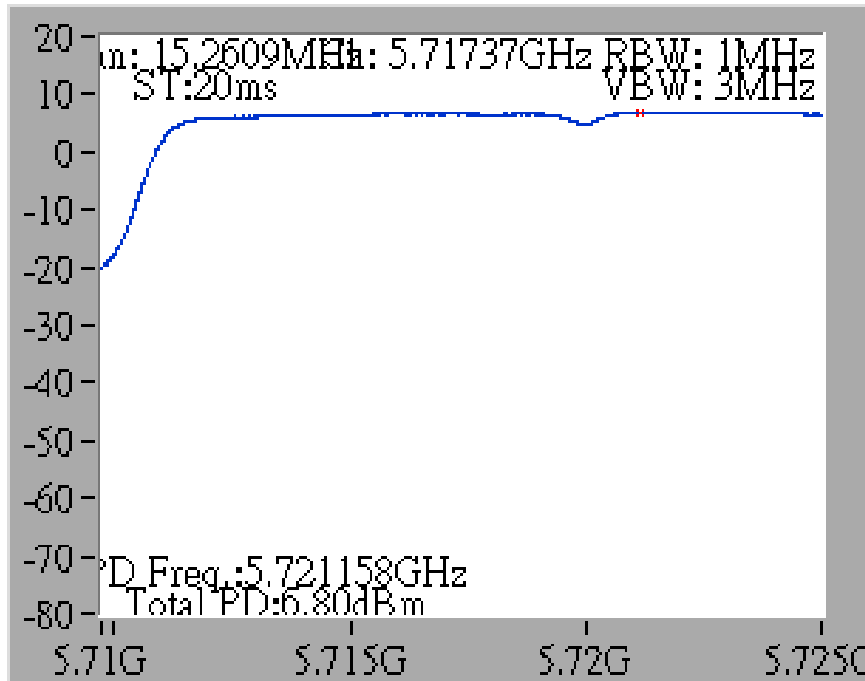
**Power Density Plot on Configuration IEEE 802.11a / Chain 1 + Chain 2 + Chain 3 + Chain 4 / 5720 MHz (UNII 2C)**



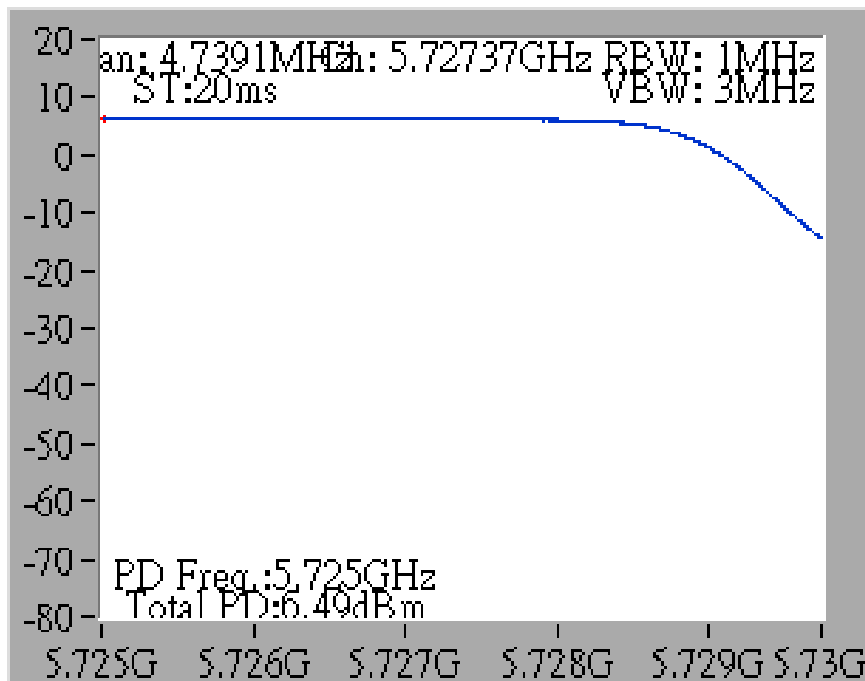
**Power Density Plot on Configuration IEEE 802.11a / Chain 1 + Chain 2 + Chain 3 + Chain 4 / 5720 MHz (UNII 3)**



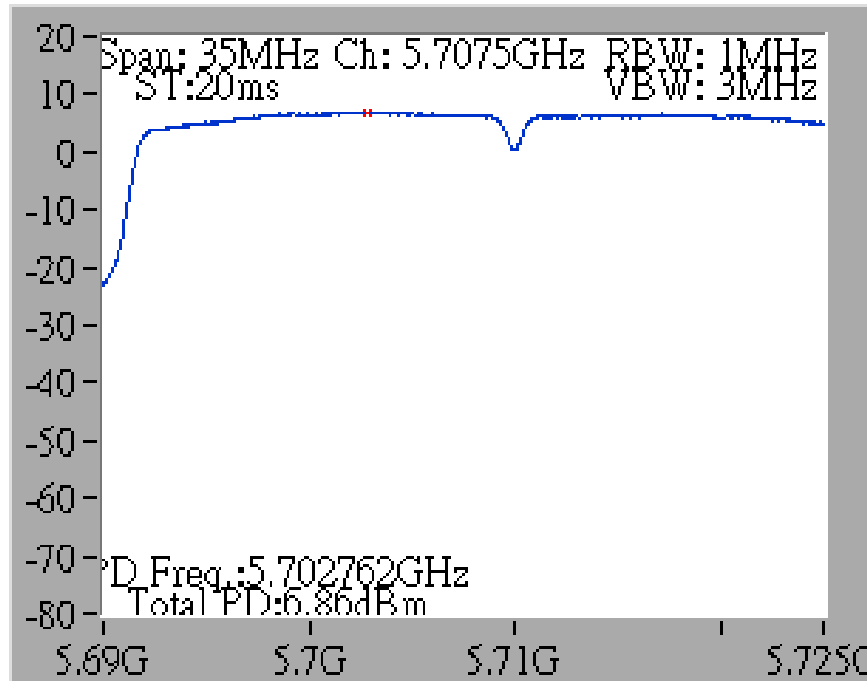
Power Density Plot on Configuration IEEE 802.11ac MCS0/Nss1 VHT20 / Chain 1 + Chain 2 + Chain 3 + Chain 4 / 5720 MHz (UNII 2C)



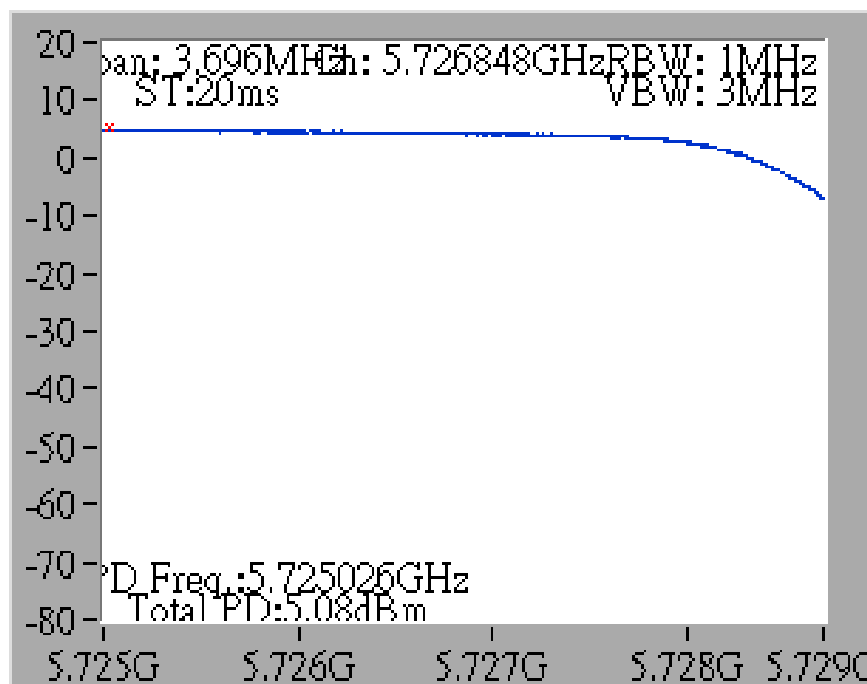
Power Density Plot on Configuration IEEE 802.11ac MCS0/Nss1 VHT20 / Chain 1 + Chain 2 + Chain 3 + Chain 4 / 5720 MHz (UNII 3)



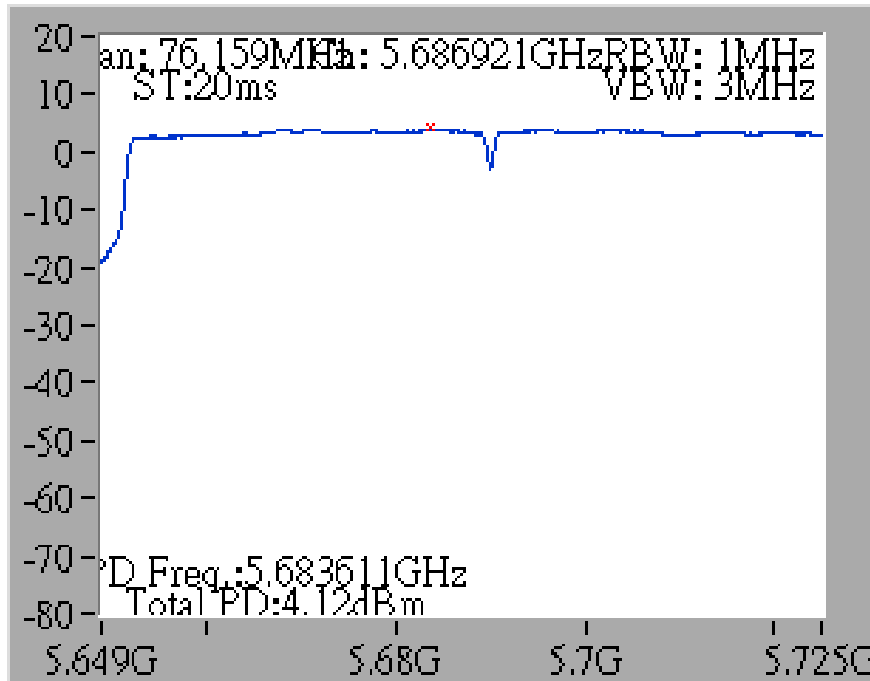
Power Density Plot on Configuration IEEE 802.11ac MCS0/Nss1 VHT40 / Chain 1 + Chain 2 + Chain 3 + Chain 4 / 5710 MHz (UNII 2C)



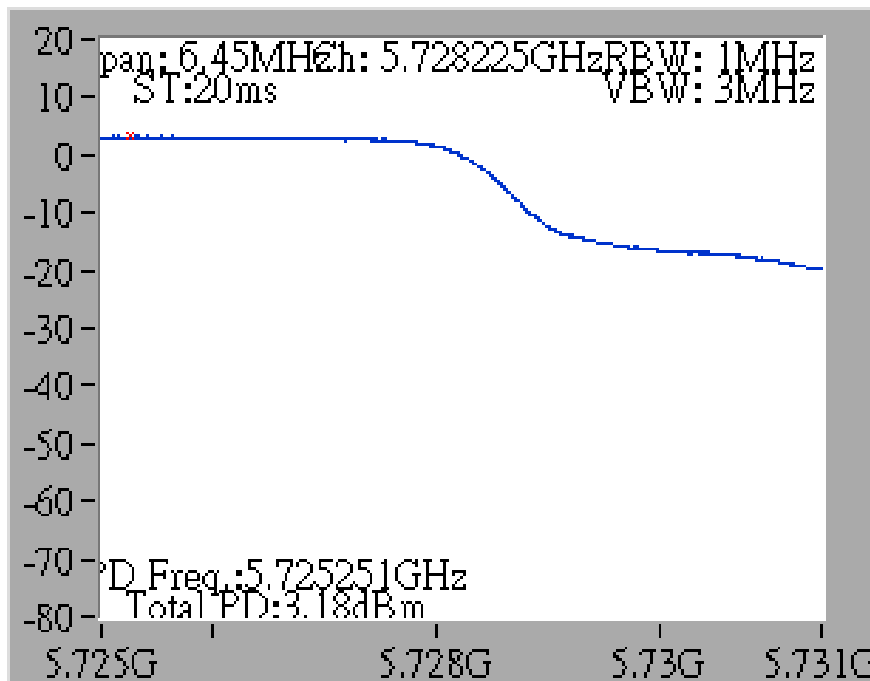
Power Density Plot on Configuration IEEE 802.11ac MCS0/Nss1 VHT40 / Chain 1 + Chain 2 + Chain 3 + Chain 4 / 5710 MHz (UNII 3)



Power Density Plot on Configuration IEEE 802.11ac MCS0/Nss1 VHT80 / Chain 1 + Chain 2 + Chain 3 + Chain 4 / 5690 MHz (UNII 2C)

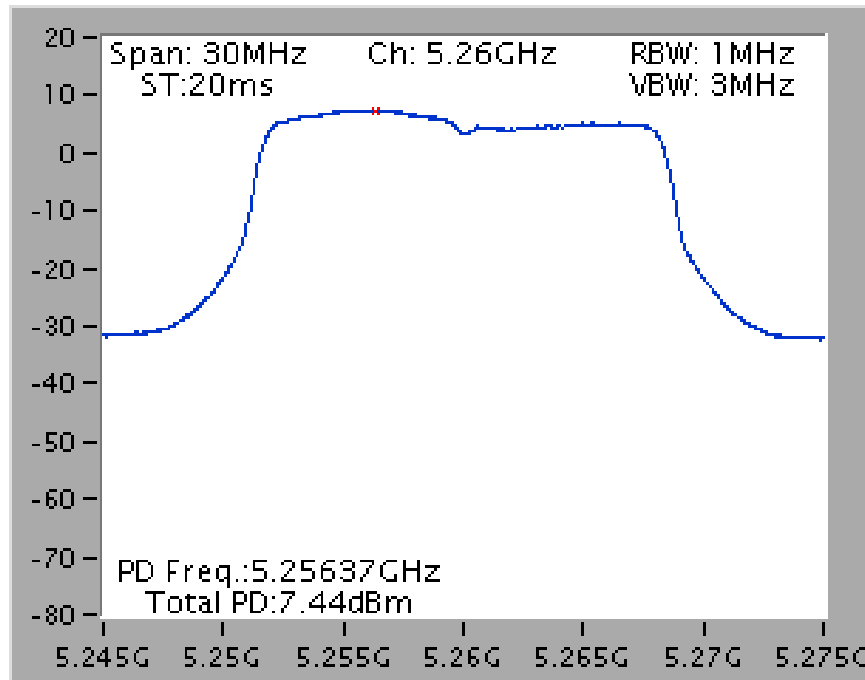


Power Density Plot on Configuration IEEE 802.11ac MCS0/Nss1 VHT80 / Chain 1 + Chain 2 + Chain 3 + Chain 4 / 5690 MHz (UNII 3)

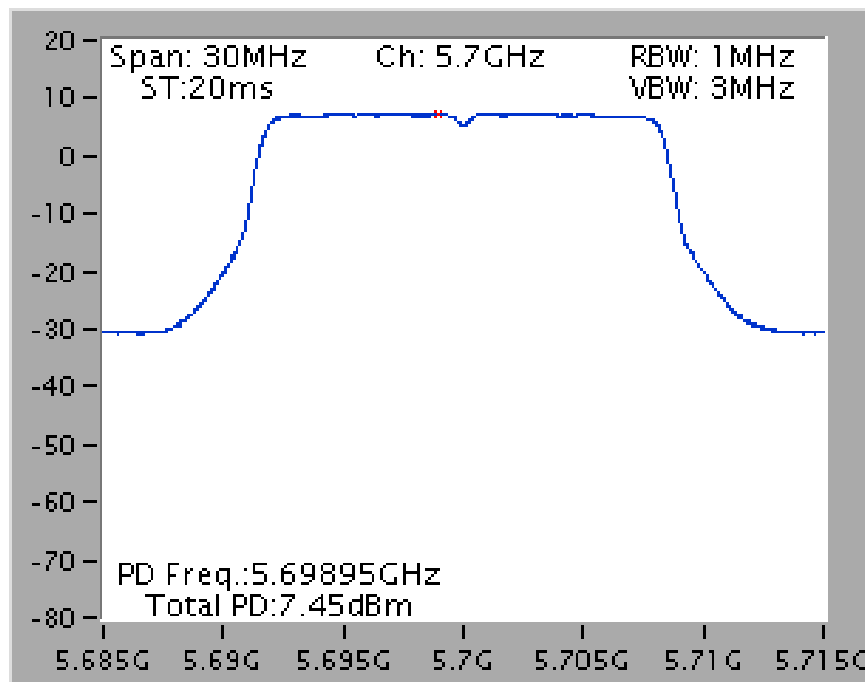


Mode 2: EUT 1 + Set 2 Sector Antenna / 6.5 dBi

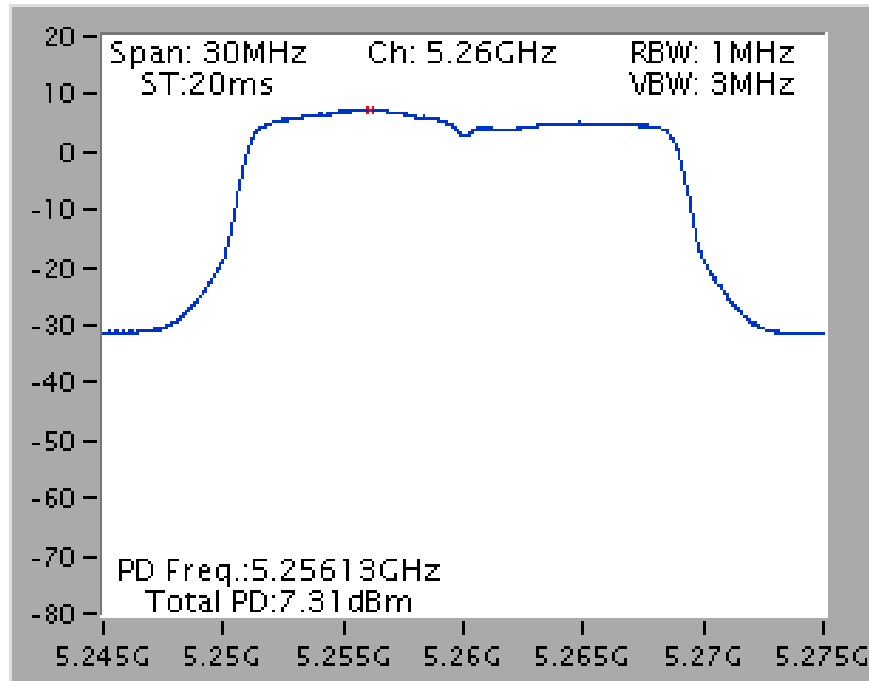
Power Density Plot on Configuration IEEE 802.11a / Chain 1 + Chain 2 + Chain 3 + Chain 4 / 5260 MHz



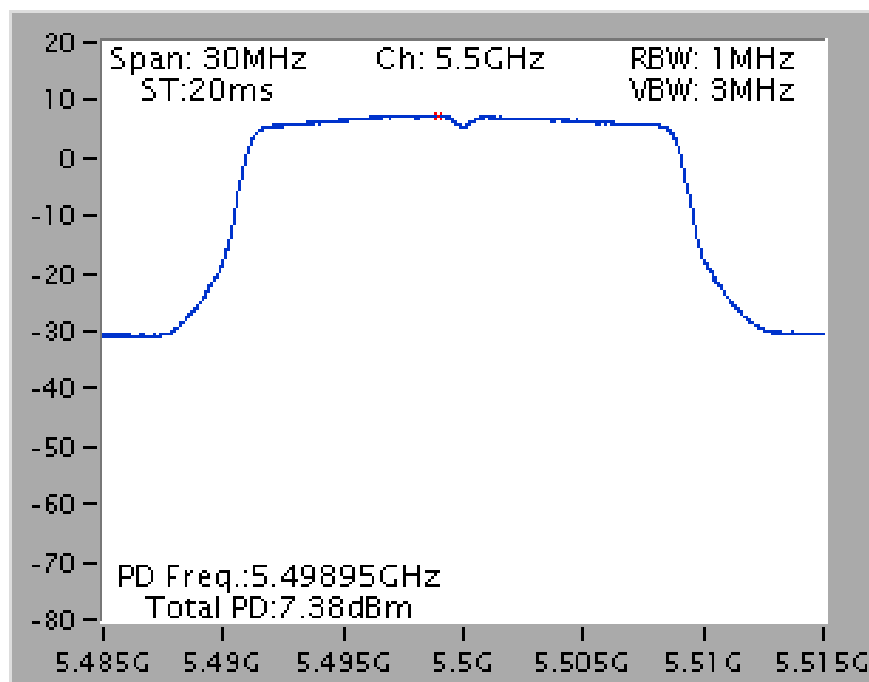
Power Density Plot on Configuration IEEE 802.11a / Chain 1 + Chain 2 + Chain 3 + Chain 4 / 5700 MHz



Power Density Plot on Configuration IEEE 802.11ac MCS0/Nss1 VHT20 / Chain 1 + Chain 2 + Chain 3 + Chain 4 / 5260 MHz

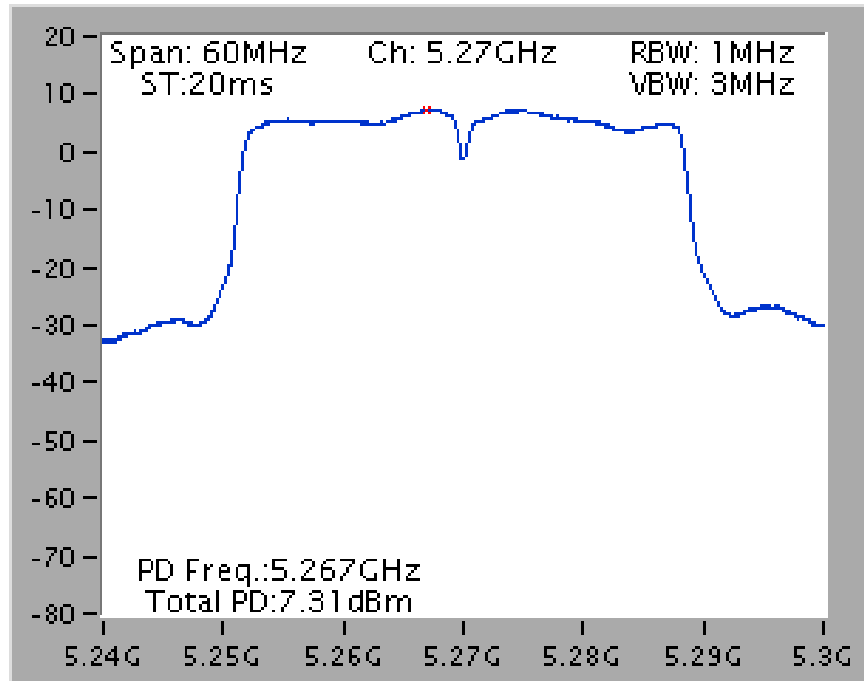


Power Density Plot on Configuration IEEE 802.11ac MCS0/Nss1 VHT20 / Chain 1 + Chain 2 + Chain 3 + Chain 4 / 5500 MHz

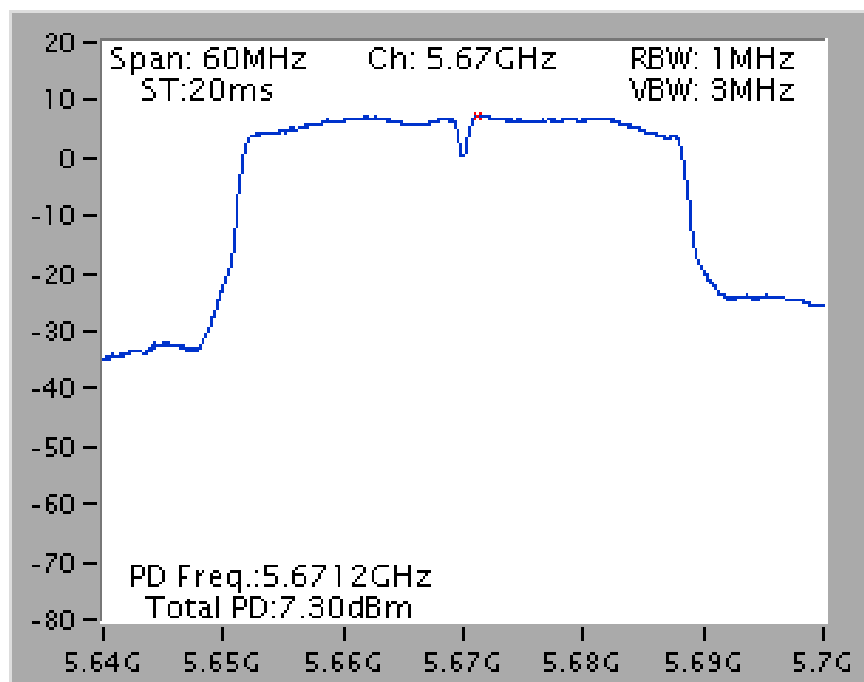




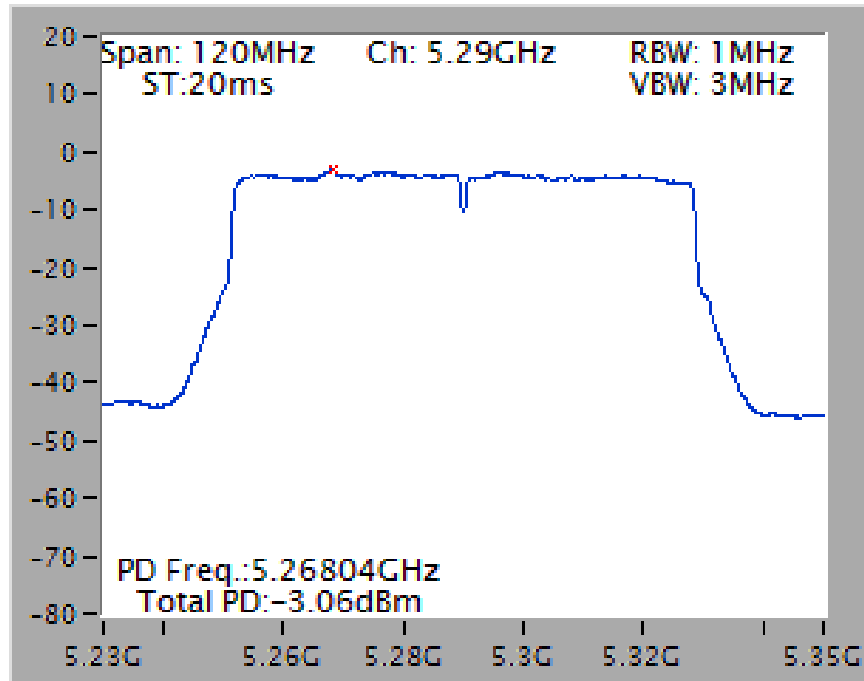
Power Density Plot on Configuration IEEE 802.11ac MCS0/Nss1 VHT40 / Chain 1 + Chain 2 + Chain 3 + Chain 4 / 5270 MHz



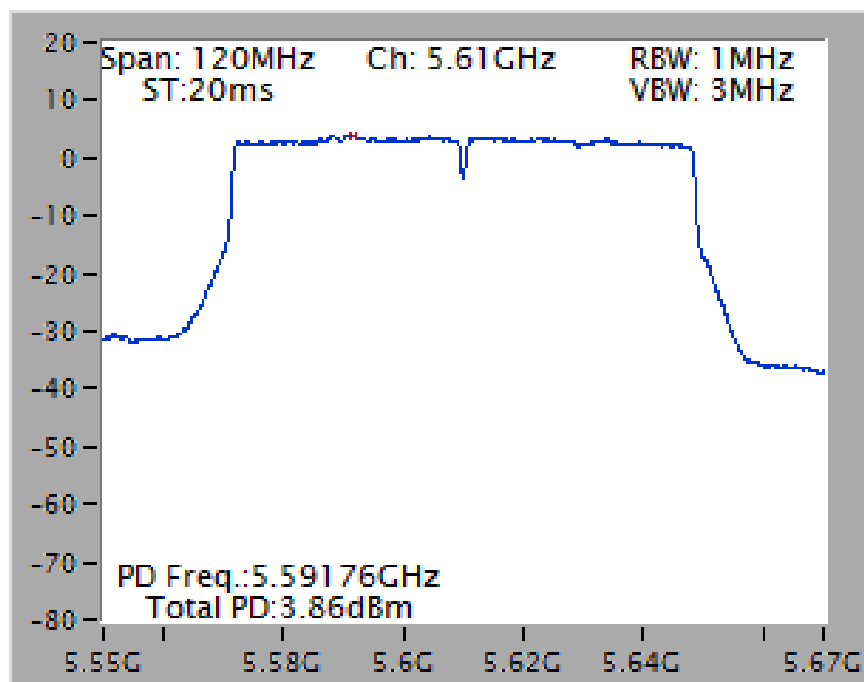
Power Density Plot on Configuration IEEE 802.11ac MCS0/Nss1 VHT40 / Chain 1 + Chain 2 + Chain 3 + Chain 4 / 5670 MHz



Power Density Plot on Configuration IEEE 802.11ac MCS0/Nss1 VHT80 / Chain 1 + Chain 2 + Chain 3 + Chain 4 / 5290 MHz

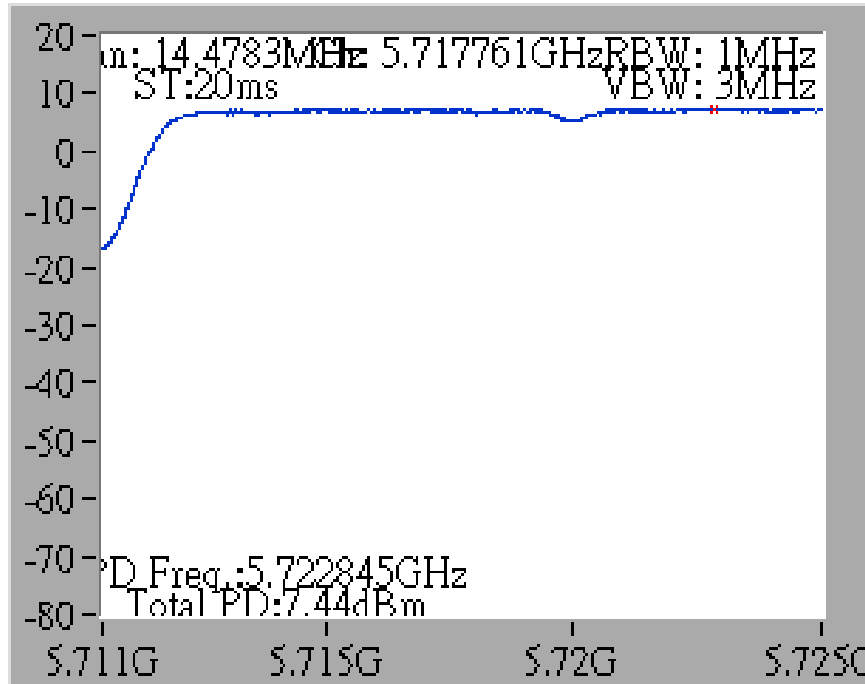


Power Density Plot on Configuration IEEE 802.11ac MCS0/Nss1 VHT80 / Chain 1 + Chain 2 + Chain 3 + Chain 4 / 5610 MHz

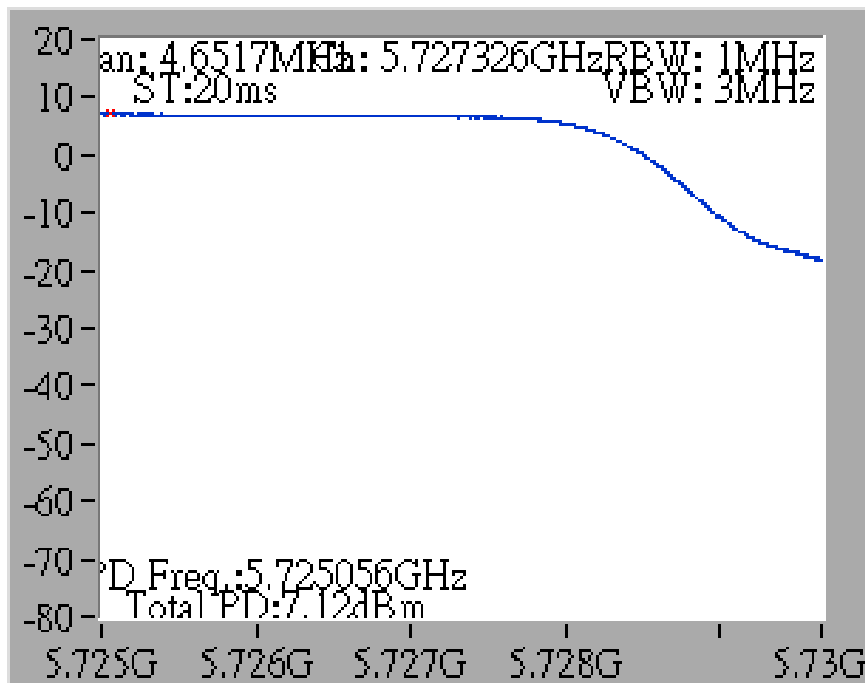


**Straddle Channel**

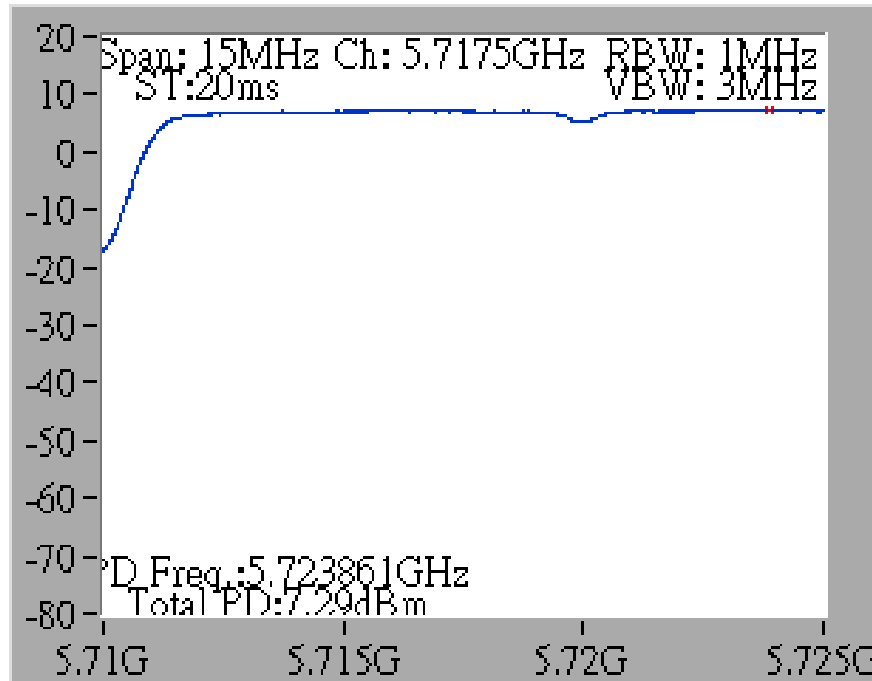
**Power Density Plot on Configuration IEEE 802.11a / Chain 1 + Chain 2 + Chain 3 + Chain 4 / 5720 MHz (UNII 2C)**



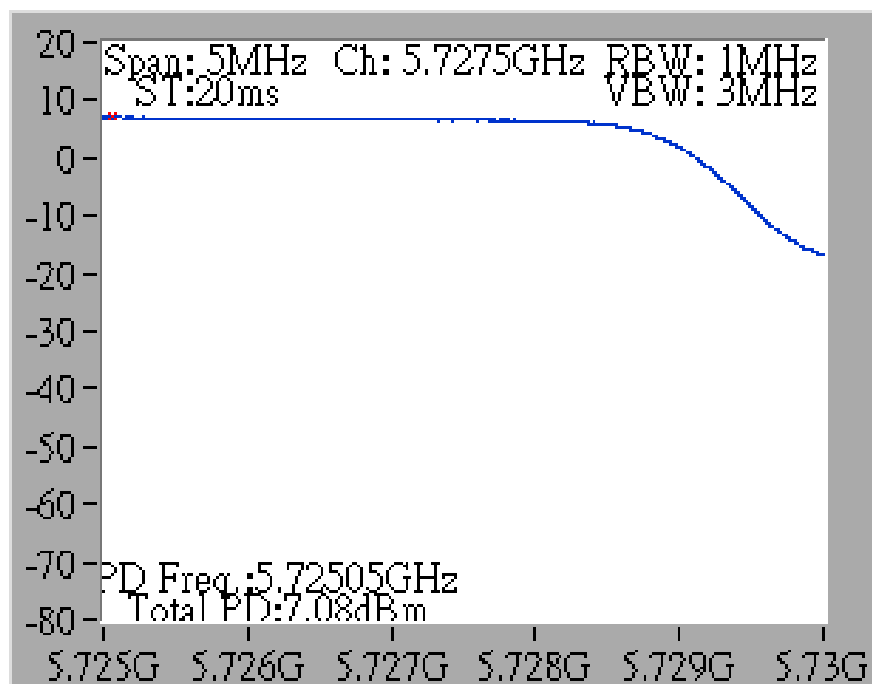
**Power Density Plot on Configuration IEEE 802.11a / Chain 1 + Chain 2 + Chain 3 + Chain 4 / 5720 MHz (UNII 3)**



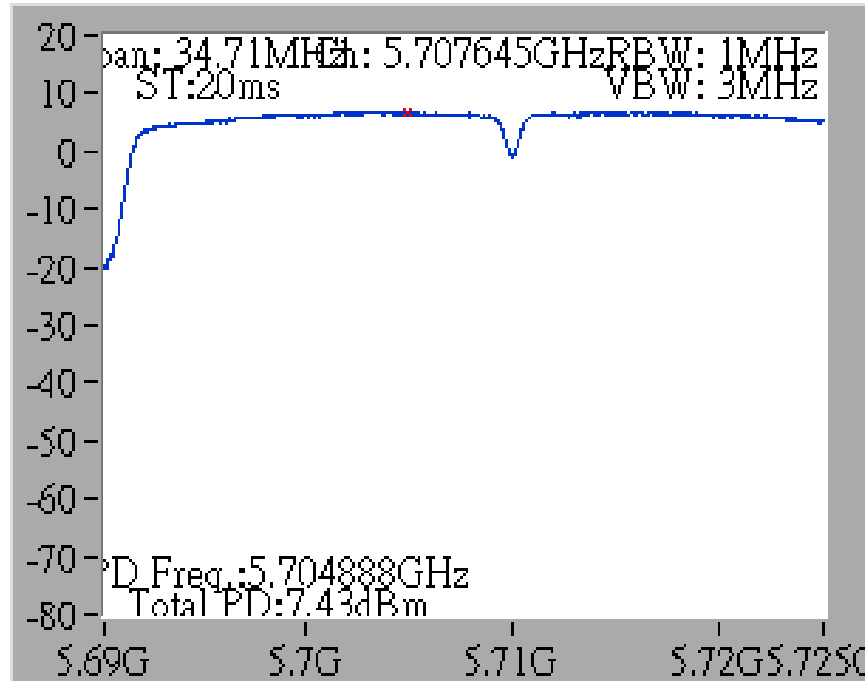
Power Density Plot on Configuration IEEE 802.11ac MCS0/Nss1 VHT20 / Chain 1 + Chain 2 + Chain 3 + Chain 4 / 5720 MHz (UNII 2C)



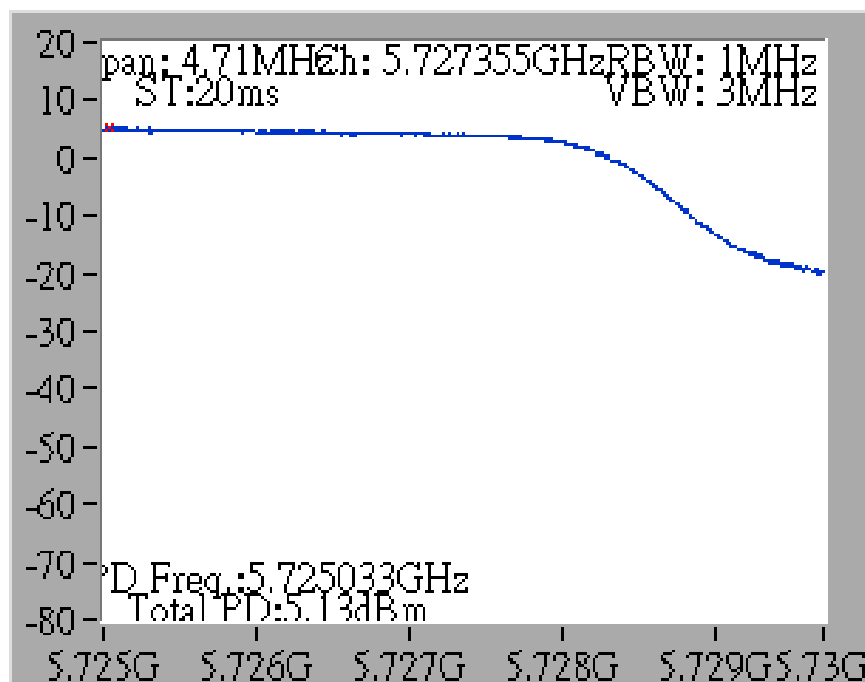
Power Density Plot on Configuration IEEE 802.11ac MCS0/Nss1 VHT20 / Chain 1 + Chain 2 + Chain 3 + Chain 4 / 5720 MHz (UNII 3)



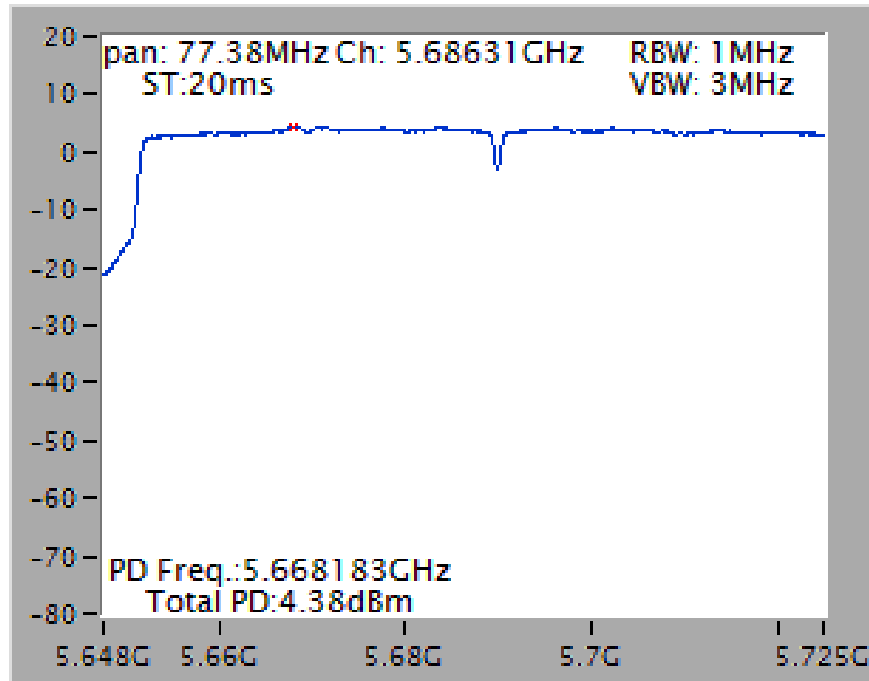
Power Density Plot on Configuration IEEE 802.11ac MCS0/Nss1 VHT40 / Chain 1 + Chain 2 + Chain 3 + Chain 4 / 5710 MHz (UNII 2C)



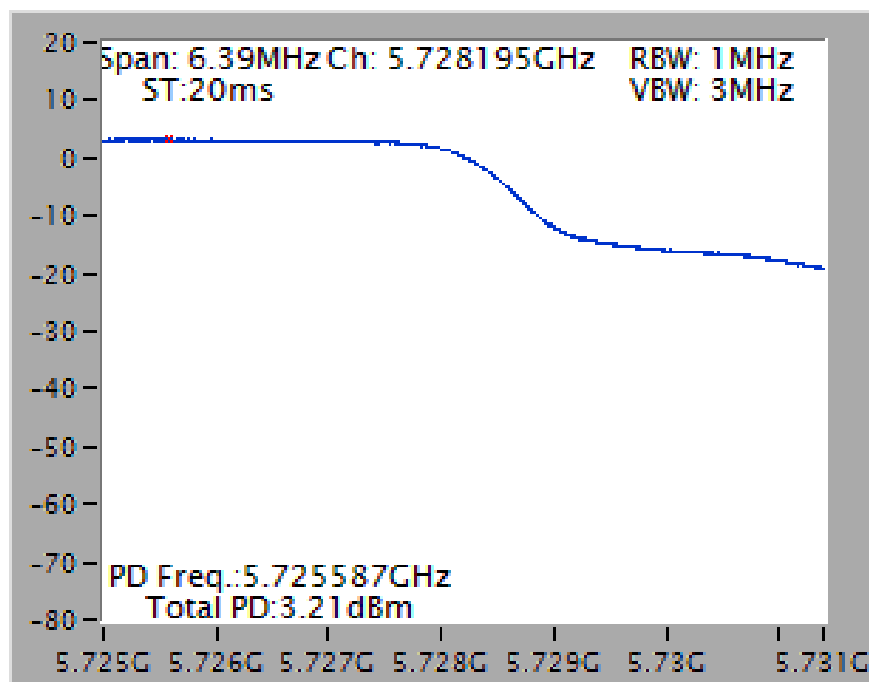
Power Density Plot on Configuration IEEE 802.11ac MCS0/Nss1 VHT40 / Chain 1 + Chain 2 + Chain 3 + Chain 4 / 5710 MHz (UNII 3)



Power Density Plot on Configuration IEEE 802.11ac MCS0/Nss1 VHT80 / Chain 1 + Chain 2 + Chain 3 + Chain 4 / 5690 MHz (UNII 2C)

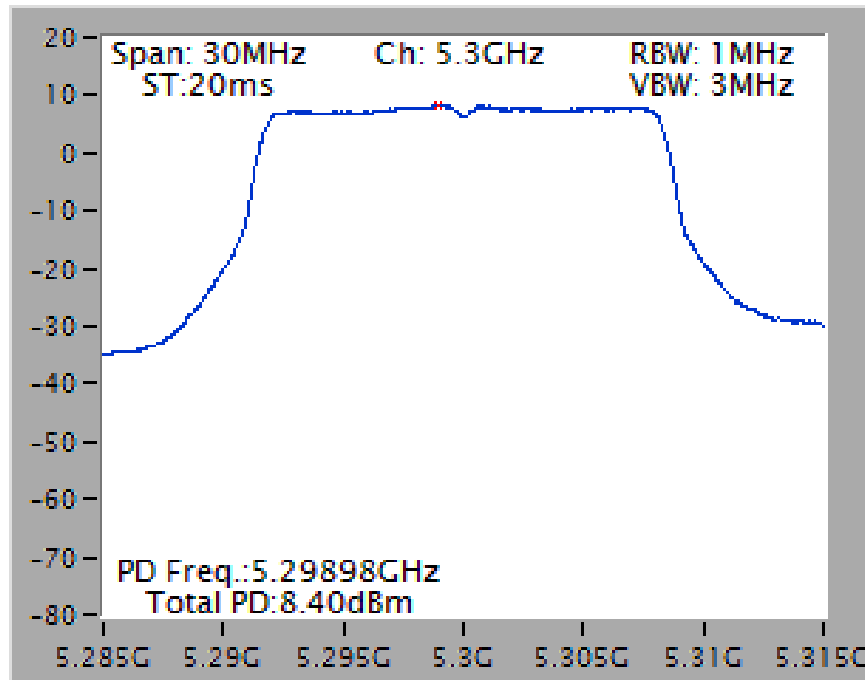


Power Density Plot on Configuration IEEE 802.11ac MCS0/Nss1 VHT80 / Chain 1 + Chain 2 + Chain 3 + Chain 4 / 5690 MHz (UNII 3)

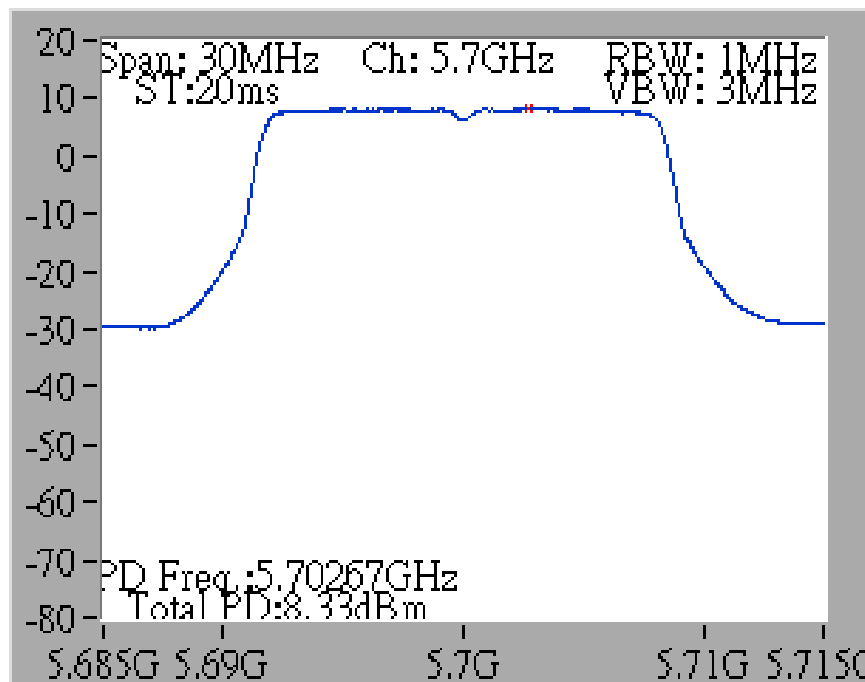


Mode 3: EUT 1 + Set 3 Sector Antenna / 5.5 dBi

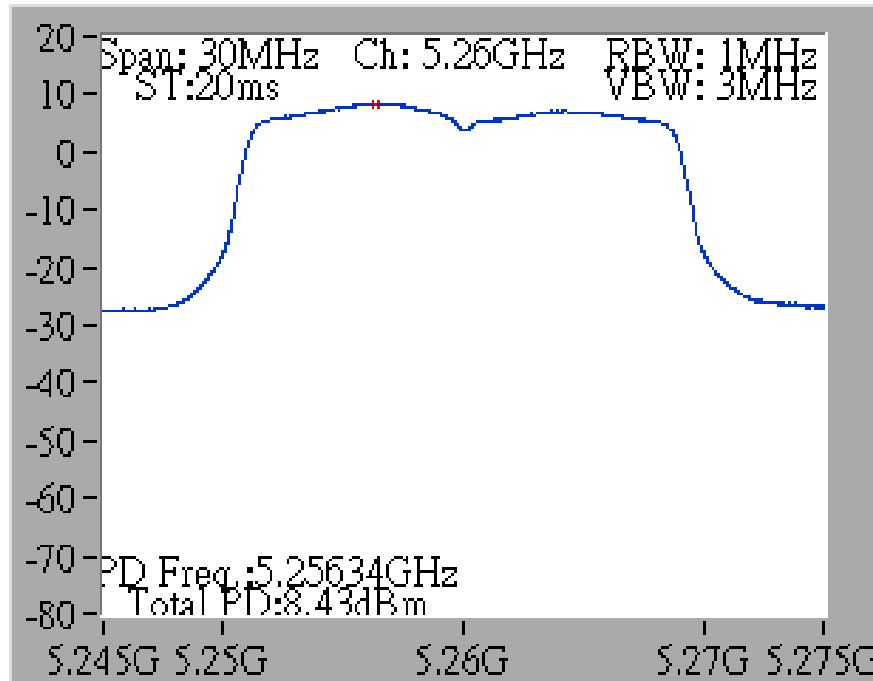
Power Density Plot on Configuration IEEE 802.11a / Chain 1 + Chain 2 + Chain 3 + Chain 4 / 5300 MHz



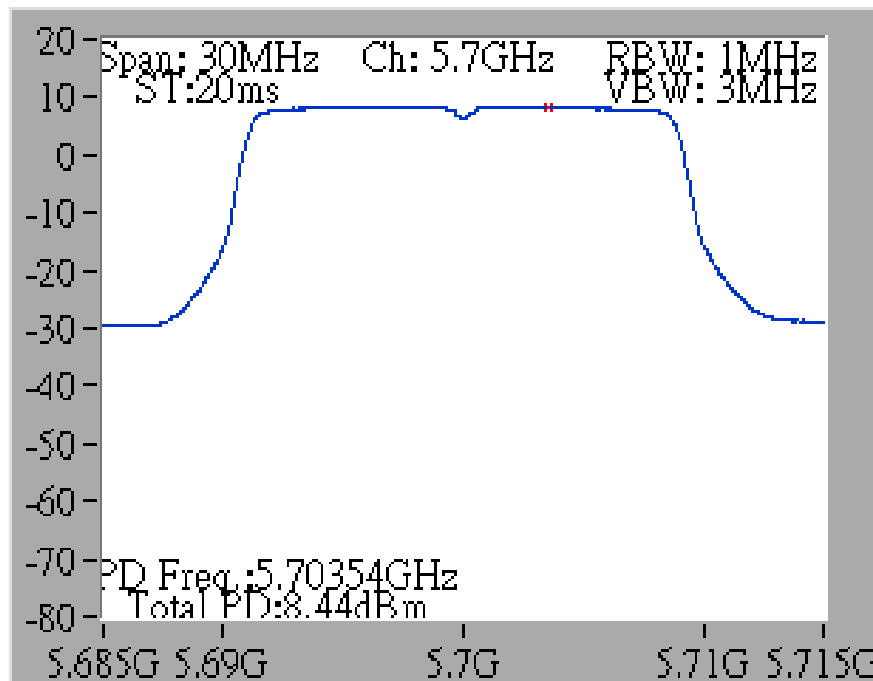
Power Density Plot on Configuration IEEE 802.11a / Chain 1 + Chain 2 + Chain 3 + Chain 4 / 5700 MHz



Power Density Plot on Configuration IEEE 802.11ac MCS0/Nss1 VHT20 / Chain 1 + Chain 2 + Chain 3 + Chain 4 / 5260 MHz

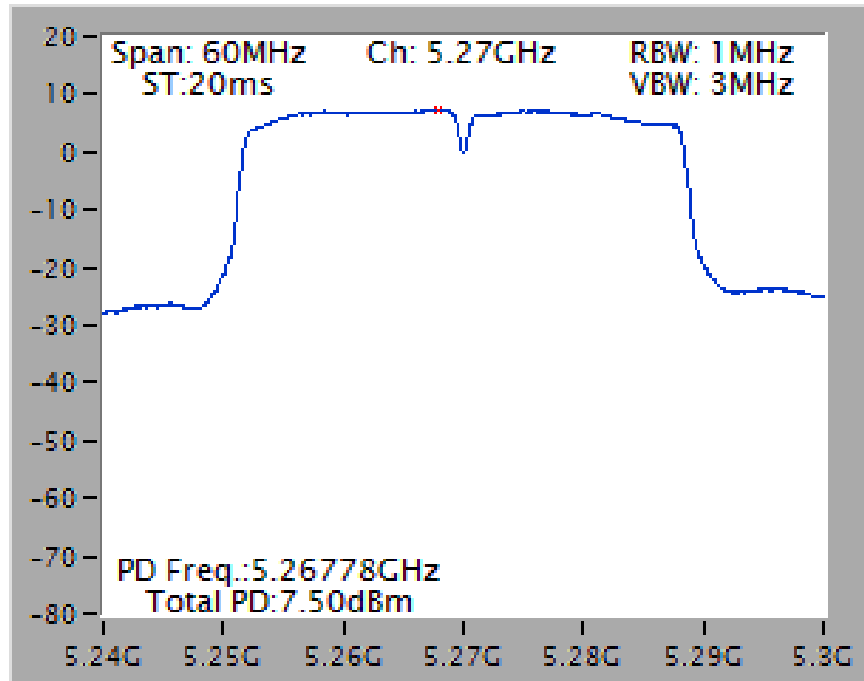


Power Density Plot on Configuration IEEE 802.11ac MCS0/Nss1 VHT20 / Chain 1 + Chain 2 + Chain 3 + Chain 4 / 5700 MHz

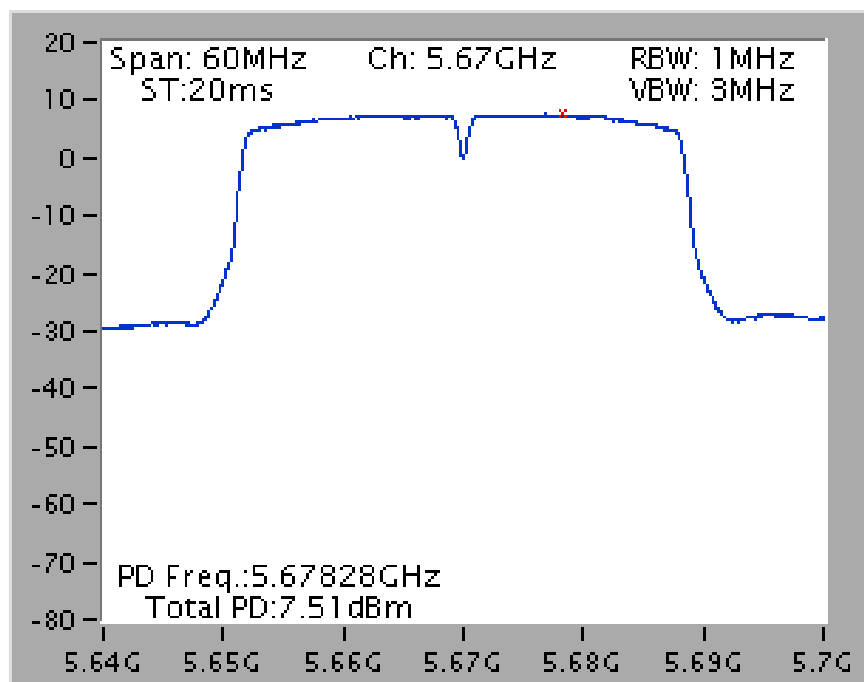




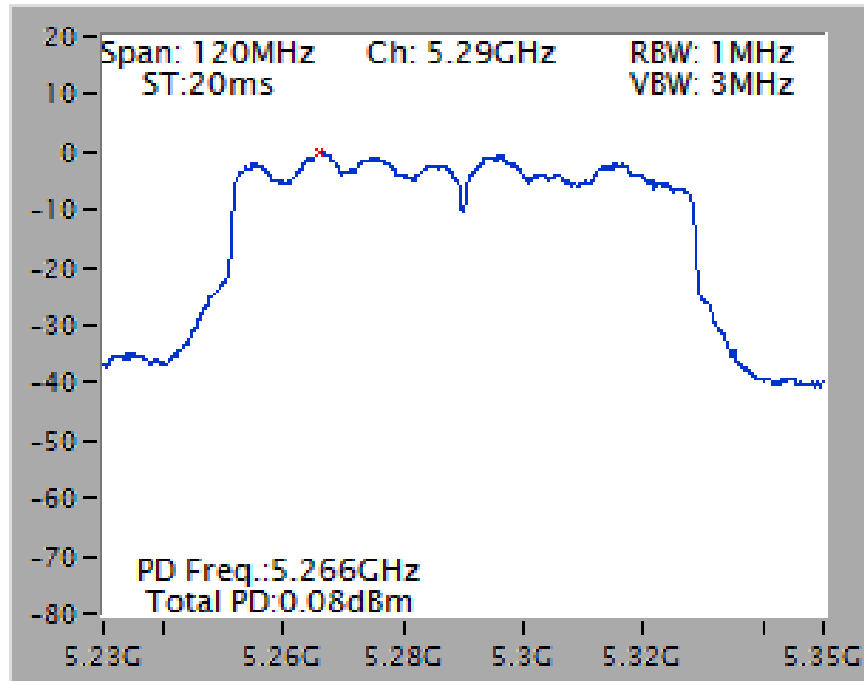
Power Density Plot on Configuration IEEE 802.11ac MCS0/Nss1 VHT40 / Chain 1 + Chain 2 + Chain 3 + Chain 4 / 5270 MHz



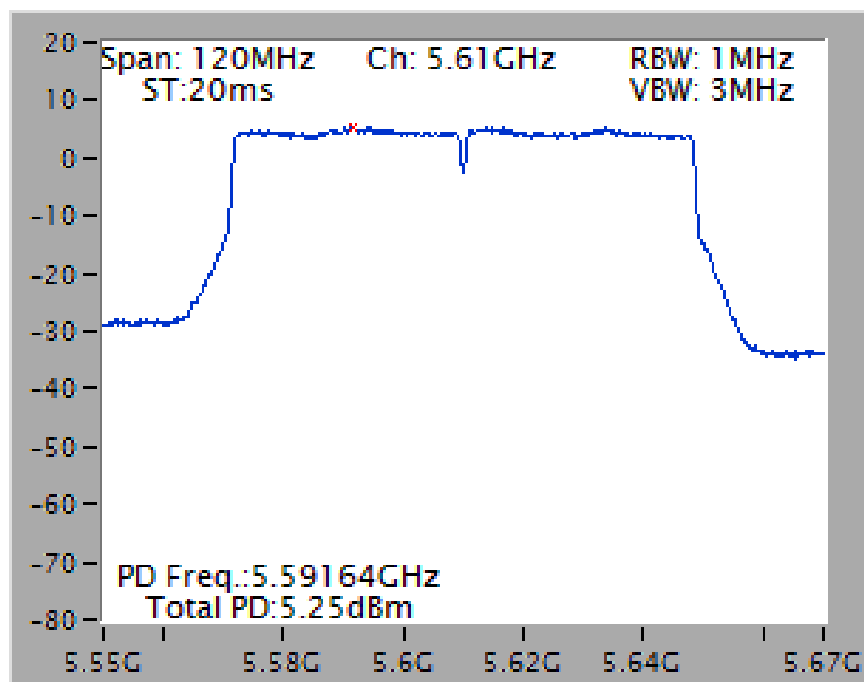
Power Density Plot on Configuration IEEE 802.11ac MCS0/Nss1 VHT40 / Chain 1 + Chain 2 + Chain 3 + Chain 4 / 5670 MHz



Power Density Plot on Configuration IEEE 802.11ac MCS0/Nss1 VHT80 / Chain 1 + Chain 2 + Chain 3 + Chain 4 / 5290 MHz

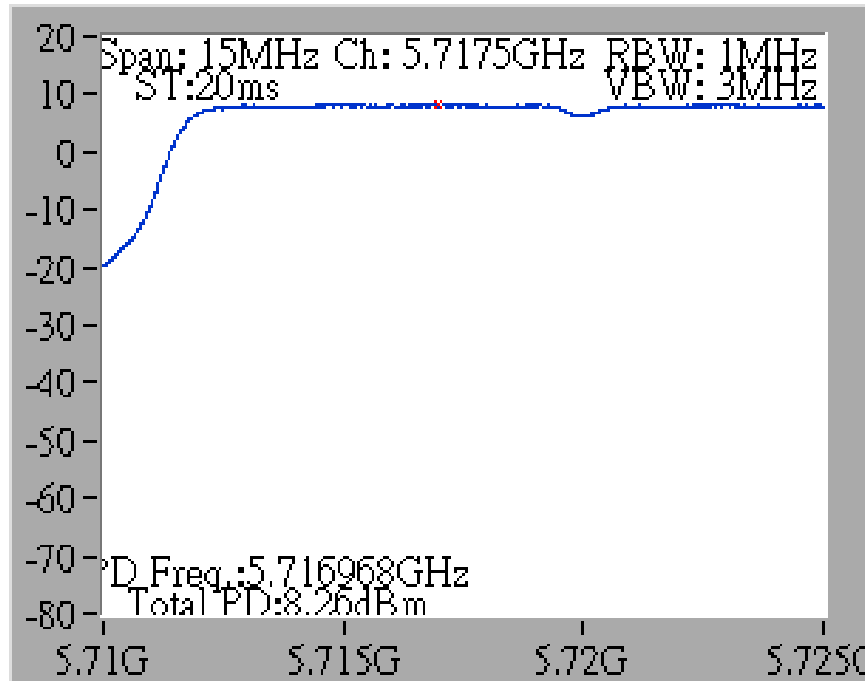


Power Density Plot on Configuration IEEE 802.11ac MCS0/Nss1 VHT80 / Chain 1 + Chain 2 + Chain 3 + Chain 4 / 5610 MHz

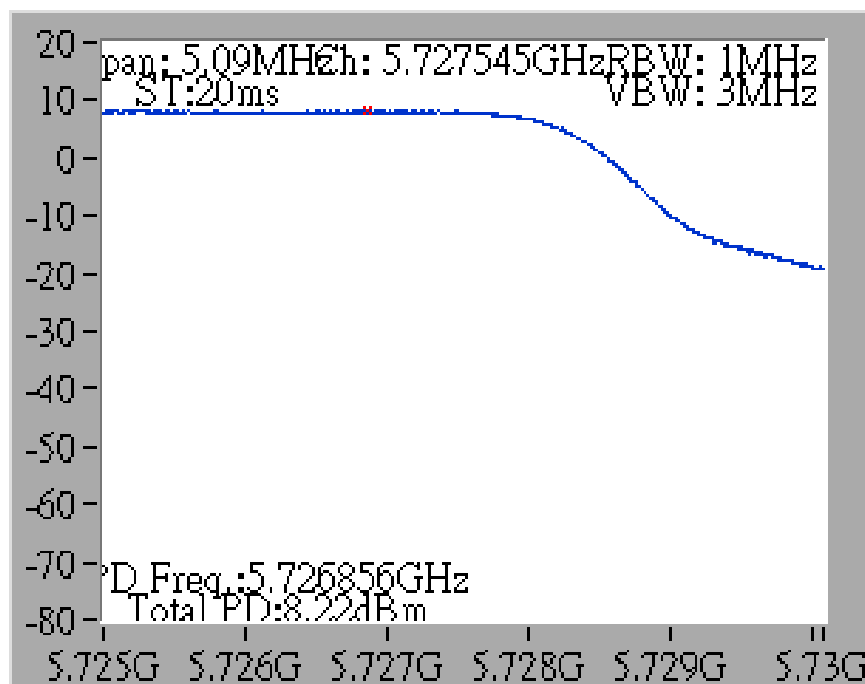


**Straddle Channel**

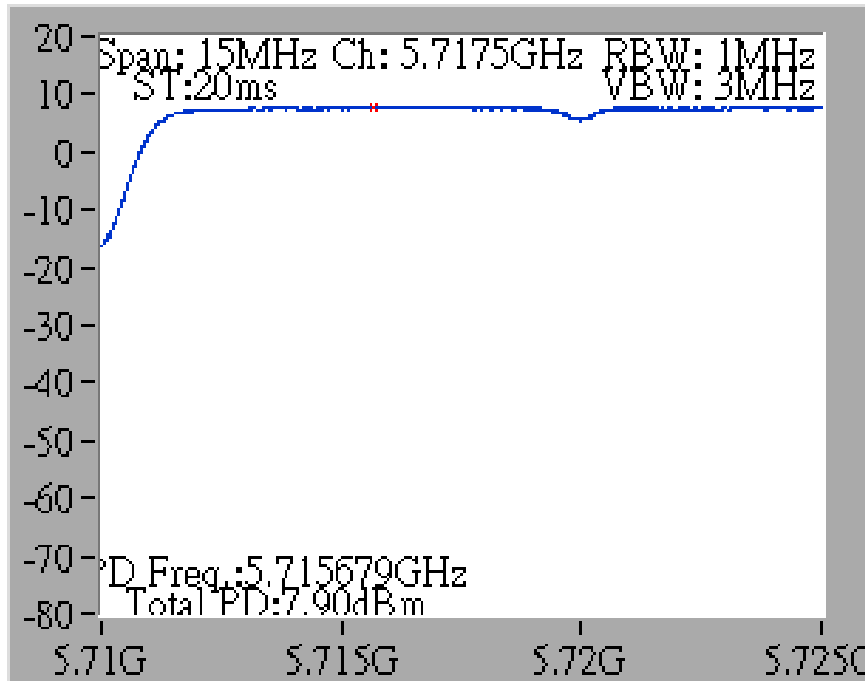
**Power Density Plot on Configuration IEEE 802.11a / Chain 1 + Chain 2 + Chain 3 + Chain 4 / 5720 MHz (UNII 2C)**



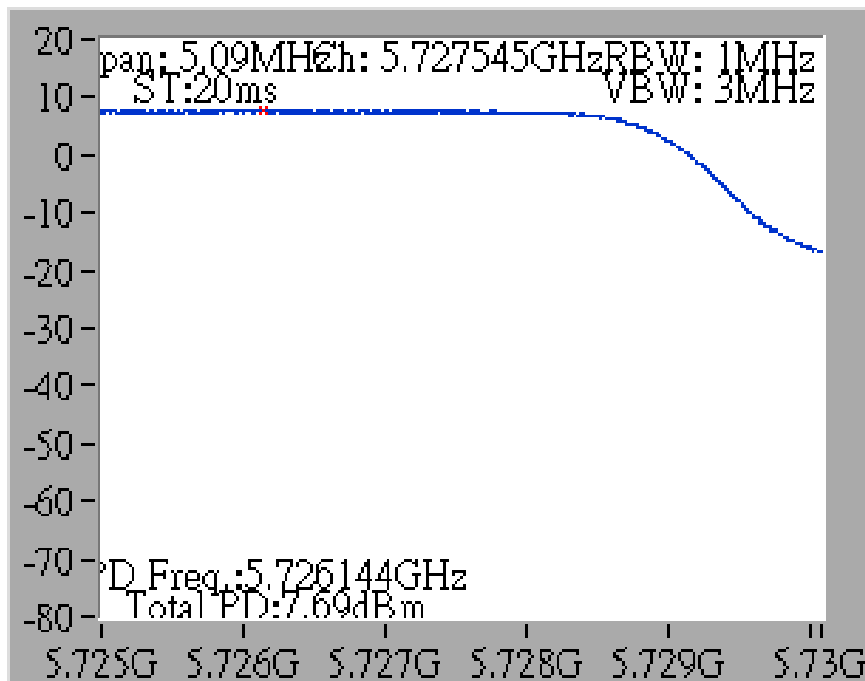
**Power Density Plot on Configuration IEEE 802.11a / Chain 1 + Chain 2 + Chain 3 + Chain 4 / 5720 MHz (UNII 3)**



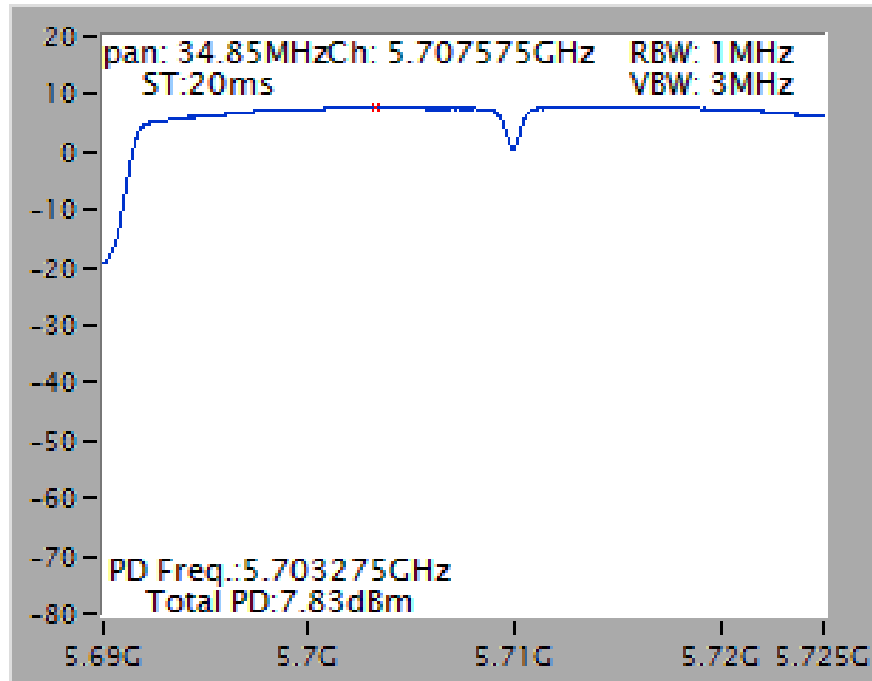
**Power Density Plot on Configuration IEEE 802.11ac MCS0/Nss1 VHT20 / Chain 1 + Chain 2 + Chain 3 + Chain 4 / 5720 MHz (UNII 2C)**



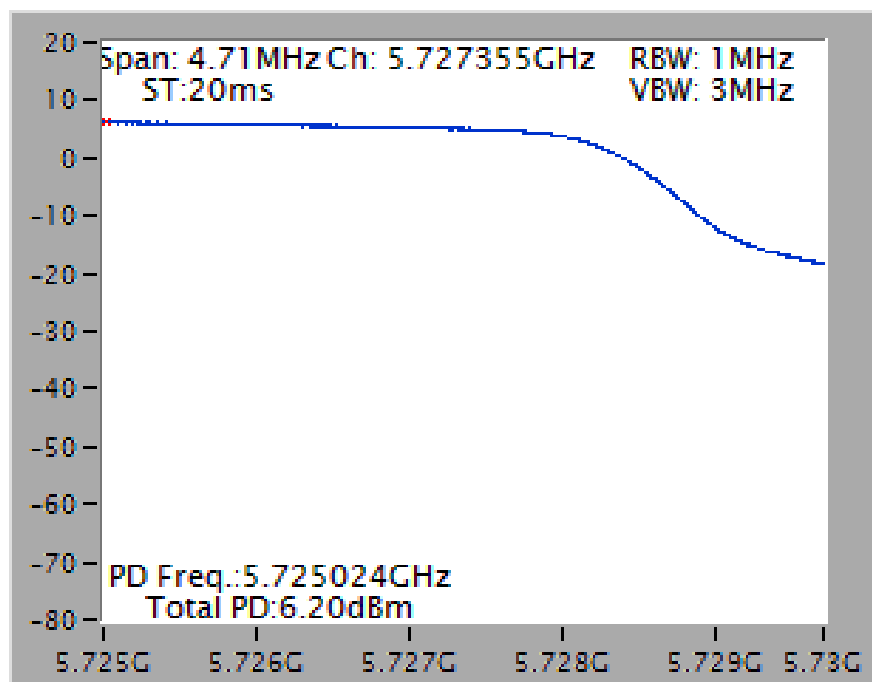
**Power Density Plot on Configuration IEEE 802.11ac MCS0/Nss1 VHT20 / Chain 1 + Chain 2 + Chain 3 + Chain 4 / 5720 MHz (UNII 3)**



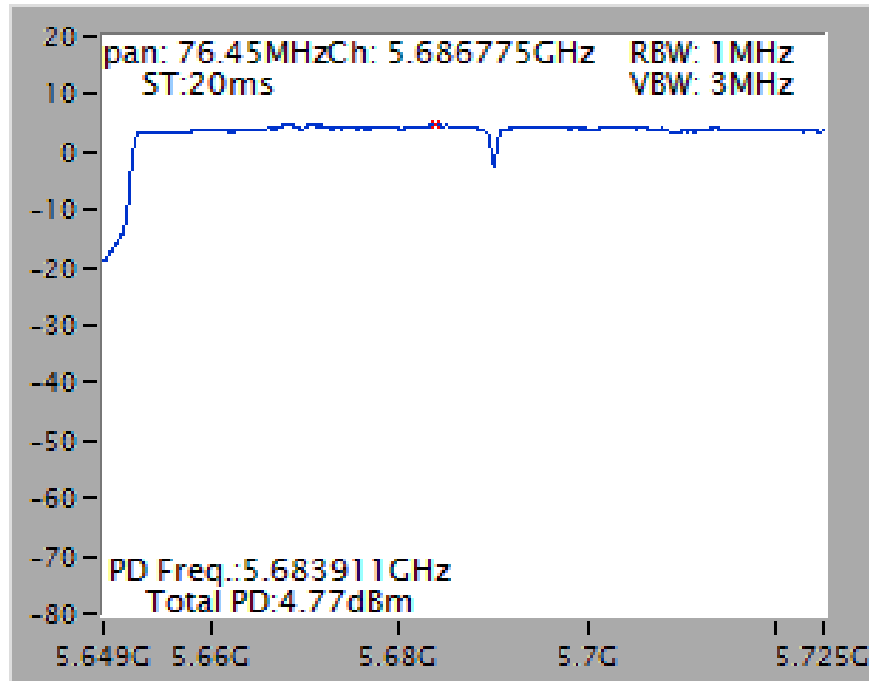
Power Density Plot on Configuration IEEE 802.11ac MCS0/Nss1 VHT40 / Chain 1 + Chain 2 + Chain 3 + Chain 4 / 5710 MHz (UNII 2C)



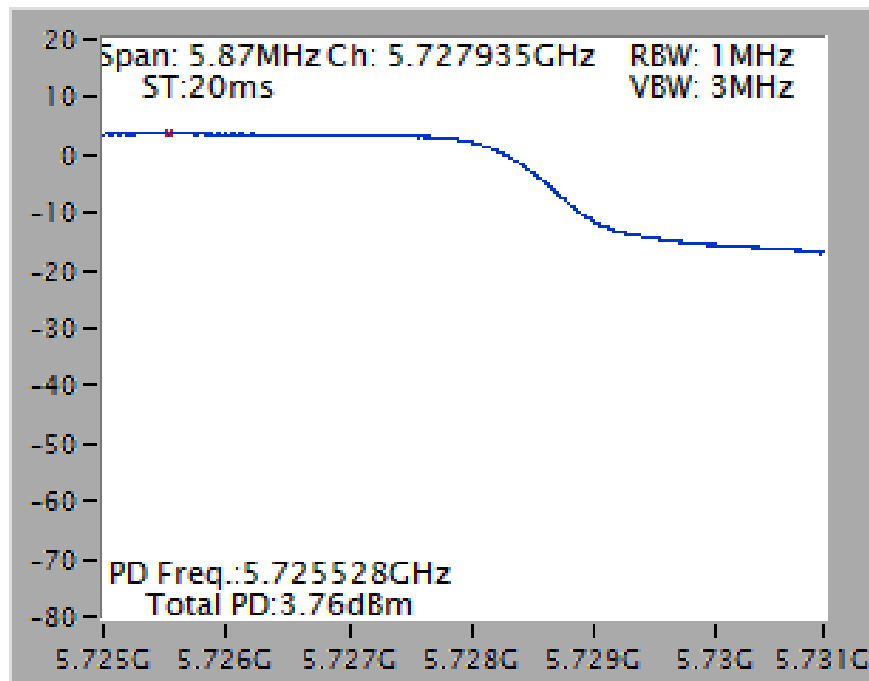
Power Density Plot on Configuration IEEE 802.11ac MCS0/Nss1 VHT40 / Chain 1 + Chain 2 + Chain 3 + Chain 4 / 5710 MHz (UNII 3)



Power Density Plot on Configuration IEEE 802.11ac MCS0/Nss1 VHT80 / Chain 1 + Chain 2 + Chain 3 + Chain 4 / 5690 MHz (UNII 2C)

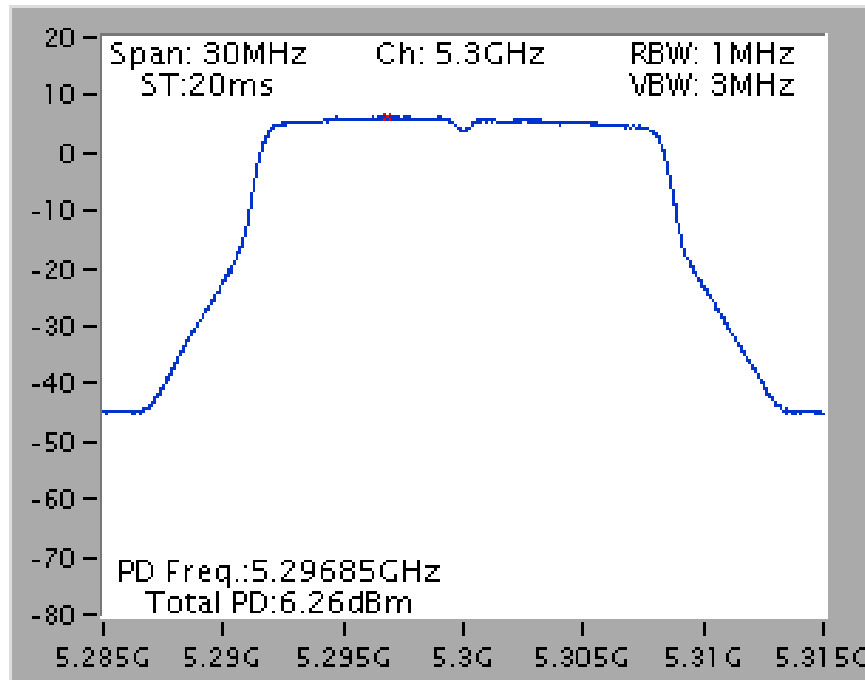


Power Density Plot on Configuration IEEE 802.11ac MCS0/Nss1 VHT80 / Chain 1 + Chain 2 + Chain 3 + Chain 4 / 5690 MHz (UNII 3)

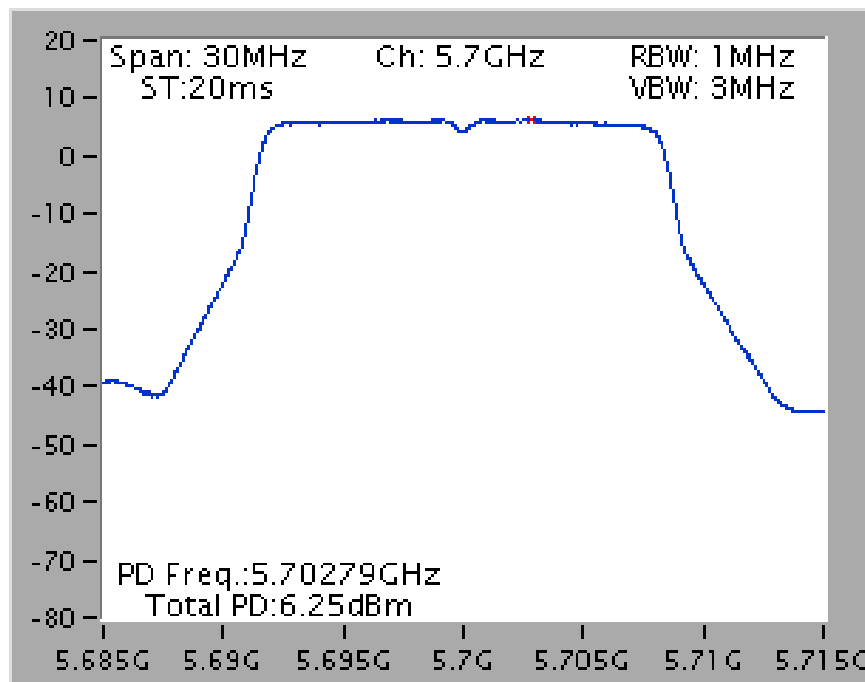


**Mode 4: EUT 1 + Set 4 Sector Antenna / 7.5 dBi**

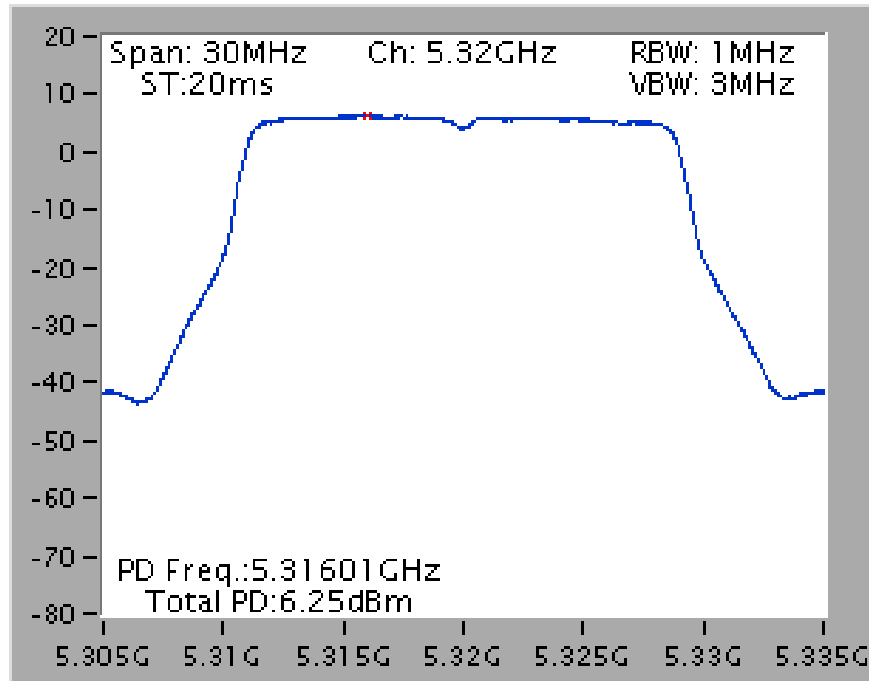
**Power Density Plot on Configuration IEEE 802.11a / Chain 1 + Chain 2 + Chain 3 + Chain 4 / 5300 MHz**



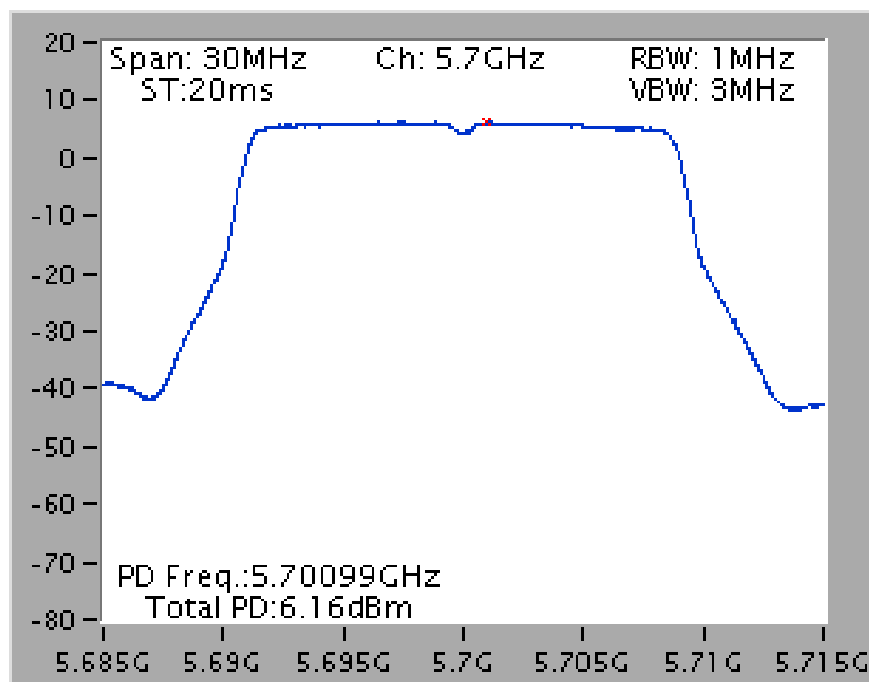
**Power Density Plot on Configuration IEEE 802.11a / Chain 1 + Chain 2 + Chain 3 + Chain 4 / 5700 MHz**



Power Density Plot on Configuration IEEE 802.11ac MCS0/Nss1 VHT20 / Chain 1 + Chain 2 + Chain 3 + Chain 4 / 5320 MHz

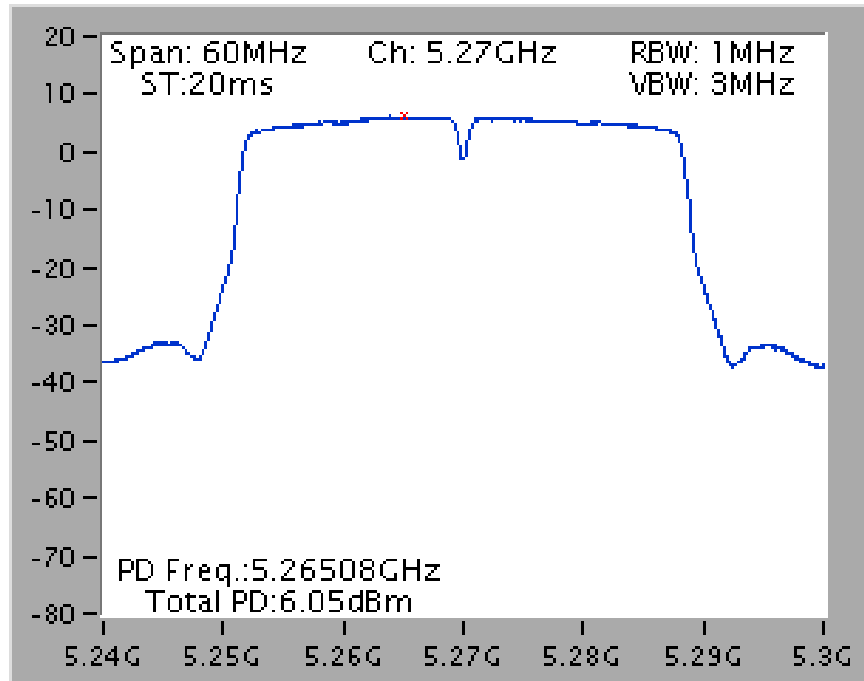


Power Density Plot on Configuration IEEE 802.11ac MCS0/Nss1 VHT20 / Chain 1 + Chain 2 + Chain 3 + Chain 4 / 5700 MHz

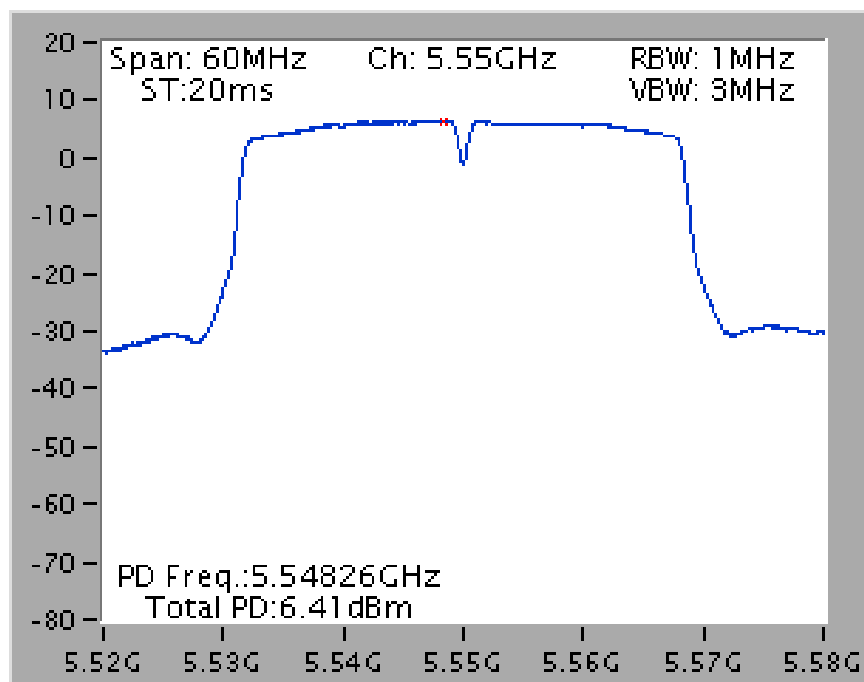




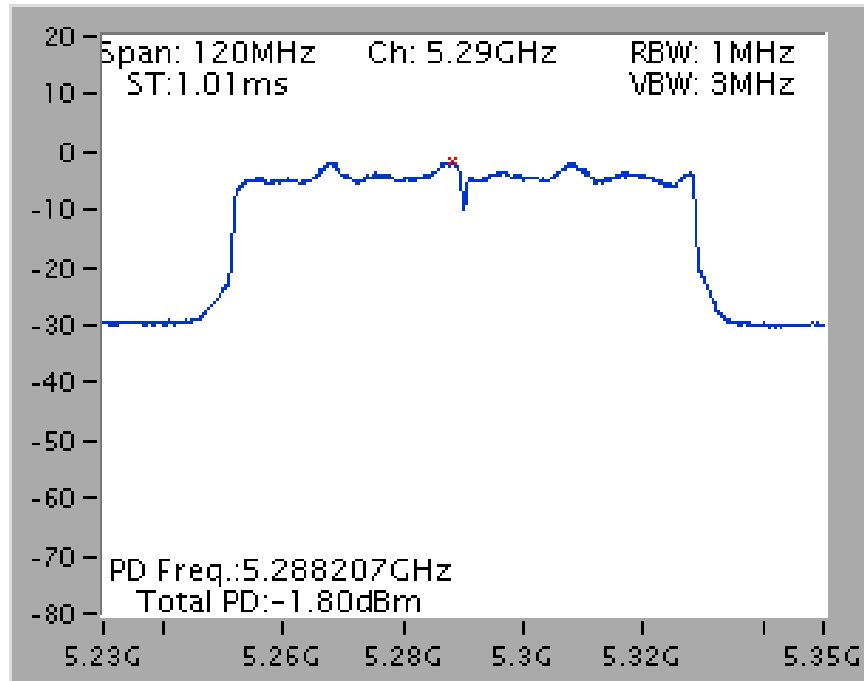
Power Density Plot on Configuration IEEE 802.11ac MCS0/Nss1 VHT40 / Chain 1 + Chain 2 + Chain 3 + Chain 4 / 5270 MHz



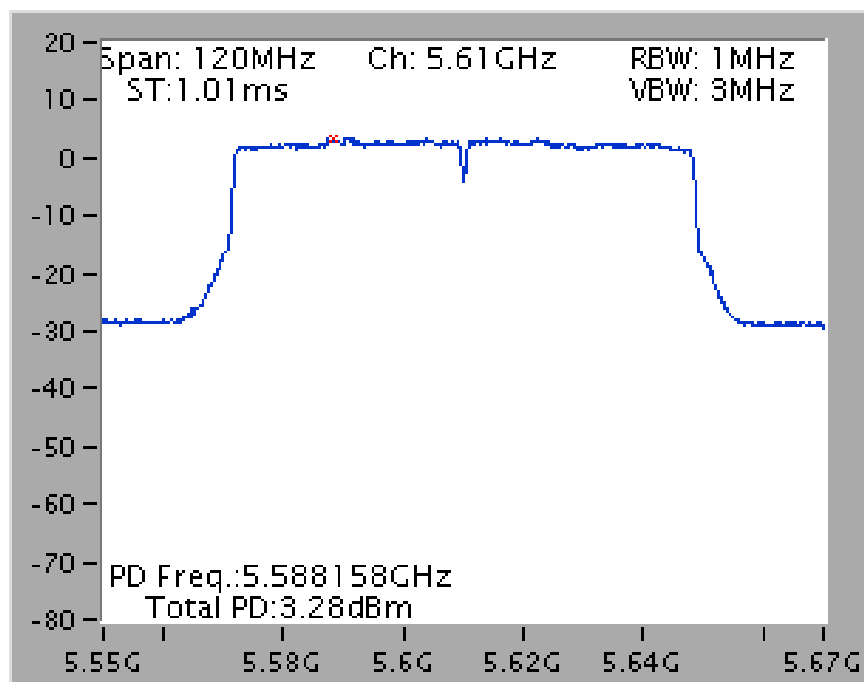
Power Density Plot on Configuration IEEE 802.11ac MCS0/Nss1 VHT40 / Chain 1 + Chain 2 + Chain 3 + Chain 4 / 5550 MHz



Power Density Plot on Configuration IEEE 802.11ac MCS0/Nss1 VHT80 / Chain 1 + Chain 2 + Chain 3 + Chain 4 / 5290 MHz

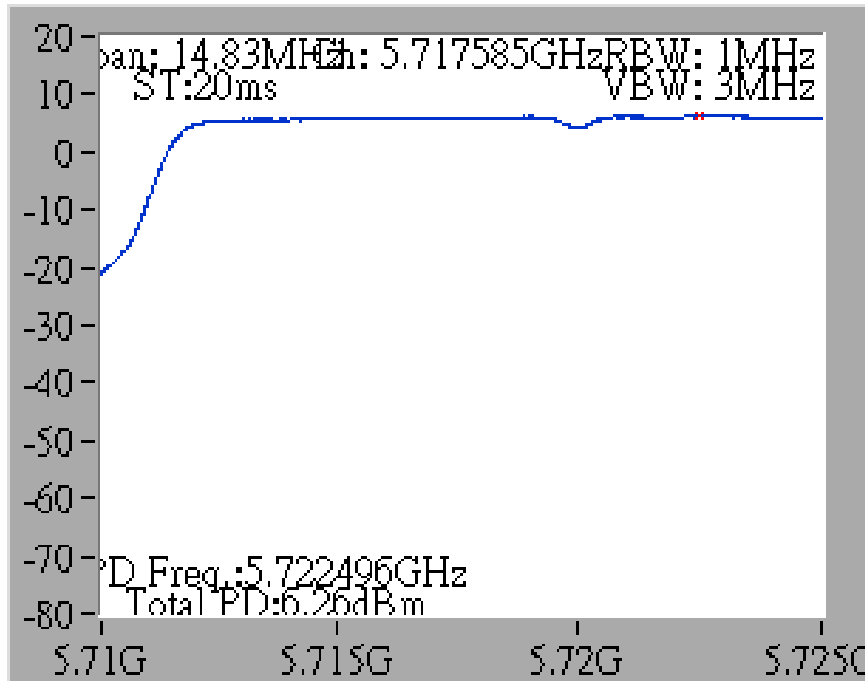


Power Density Plot on Configuration IEEE 802.11ac MCS0/Nss1 VHT80 / Chain 1 + Chain 2 + Chain 3 + Chain 4 / 5610 MHz

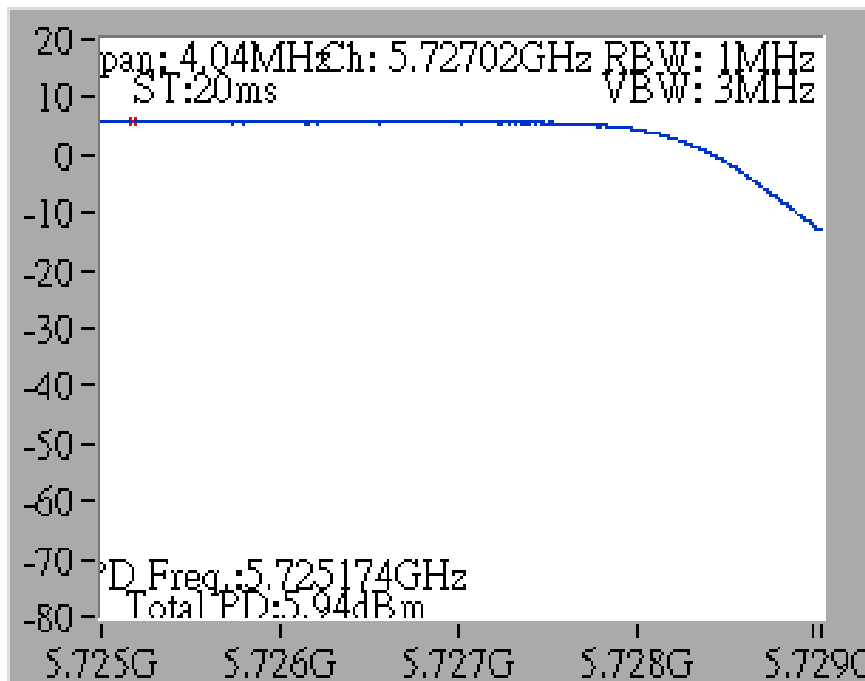


**Straddle Channel**

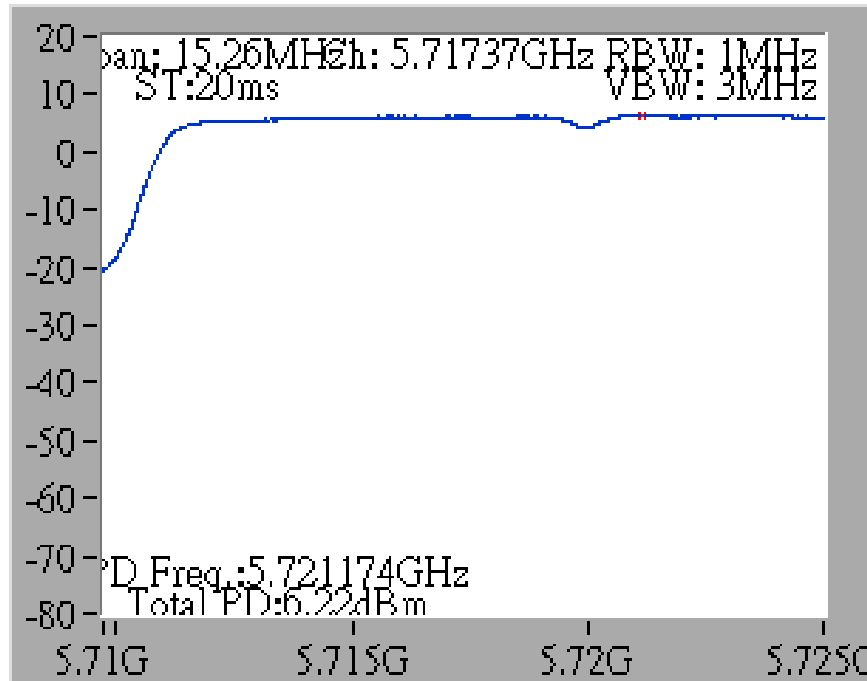
**Power Density Plot on Configuration IEEE 802.11a / Chain 1 + Chain 2 + Chain 3 + Chain 4 / 5720 MHz (UNII 2C)**



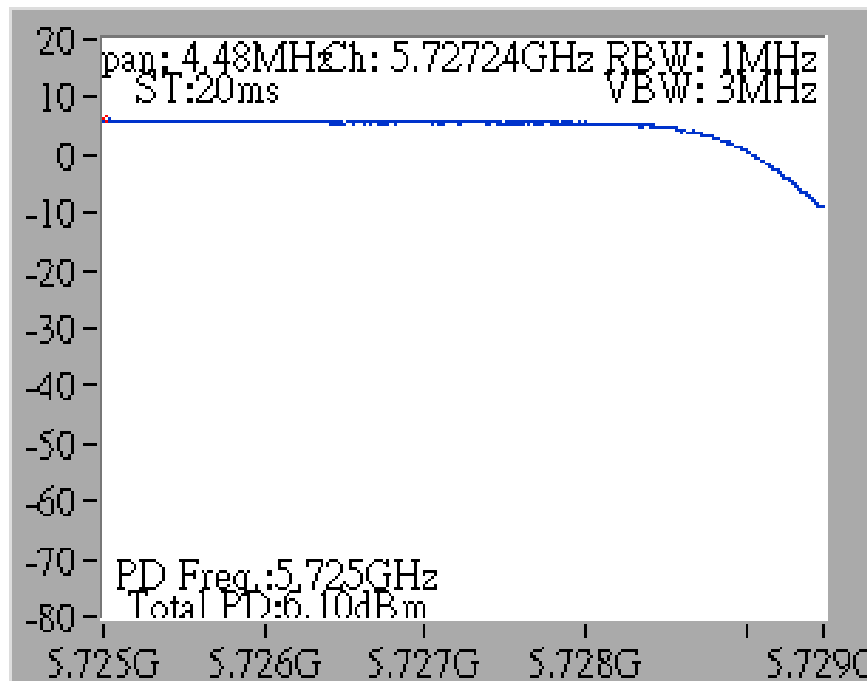
**Power Density Plot on Configuration IEEE 802.11a / Chain 1 + Chain 2 + Chain 3 + Chain 4 / 5720 MHz (UNII 3)**



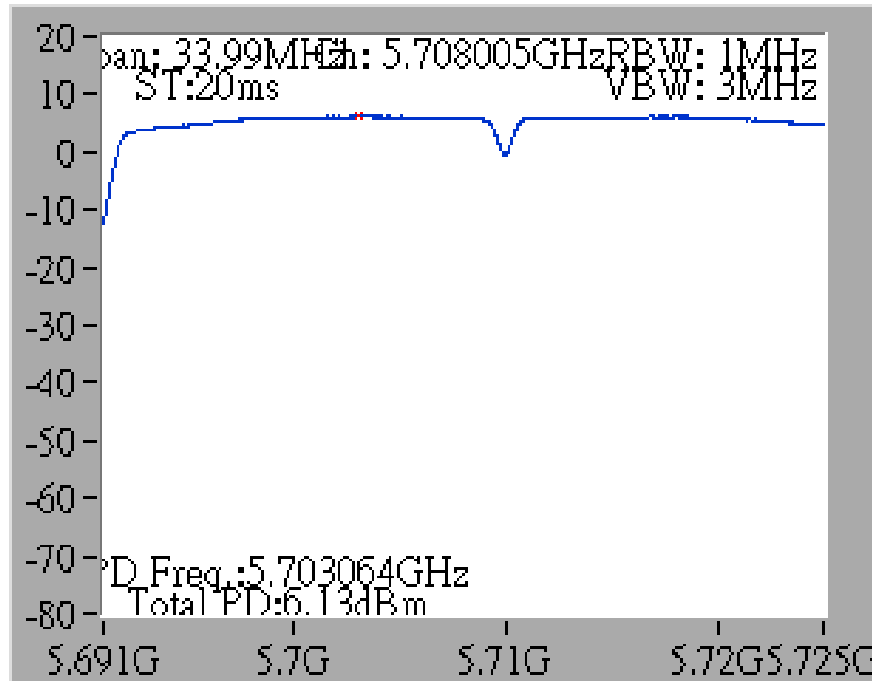
Power Density Plot on Configuration IEEE 802.11ac MCS0/Nss1 VHT20 / Chain 1 + Chain 2 + Chain 3 + Chain 4 / 5720 MHz (UNII 2C)



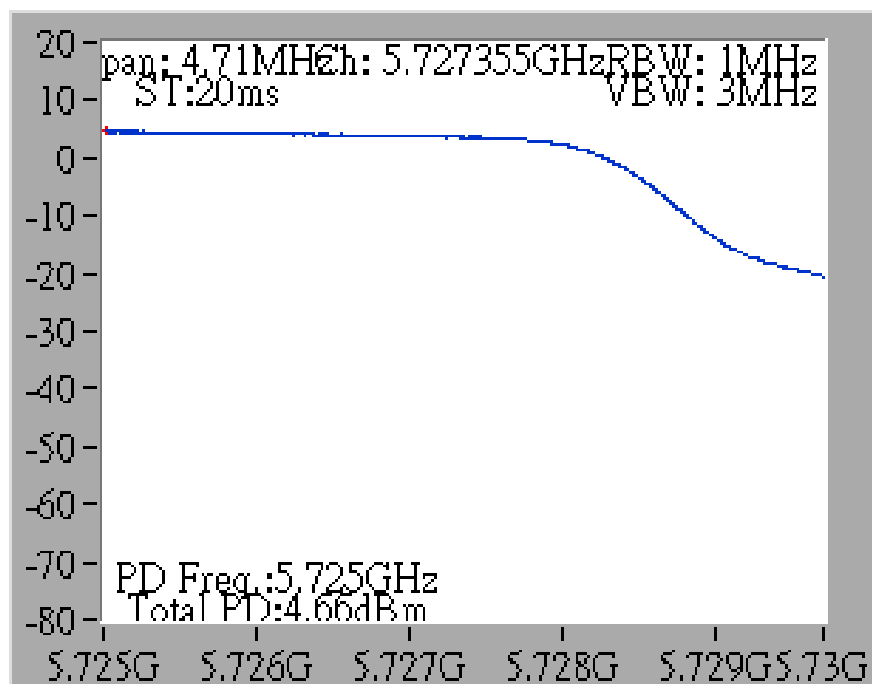
Power Density Plot on Configuration IEEE 802.11ac MCS0/Nss1 VHT20 / Chain 1 + Chain 2 + Chain 3 + Chain 4 / 5720 MHz (UNII 3)



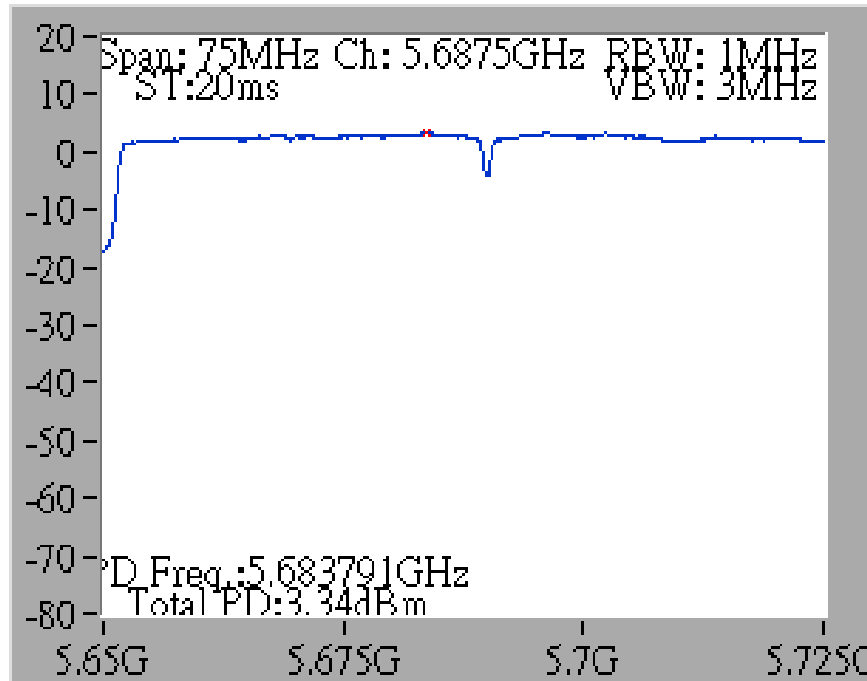
Power Density Plot on Configuration IEEE 802.11ac MCS0/Nss1 VHT40 / Chain 1 + Chain 2 + Chain 3 + Chain 4 / 5710 MHz (UNII 2C)



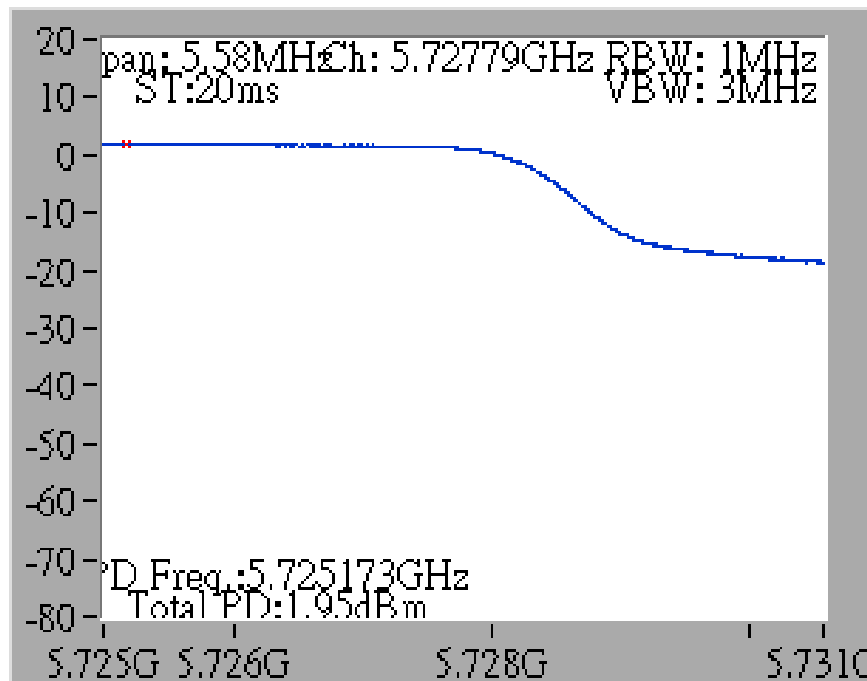
Power Density Plot on Configuration IEEE 802.11ac MCS0/Nss1 VHT40 / Chain 1 + Chain 2 + Chain 3 + Chain 4 / 5710 MHz (UNII 3)

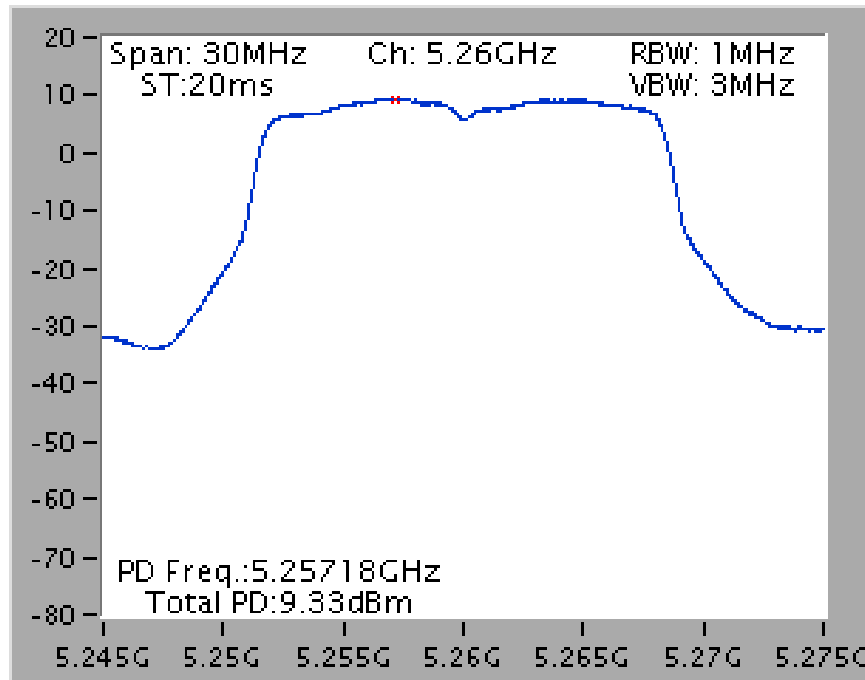
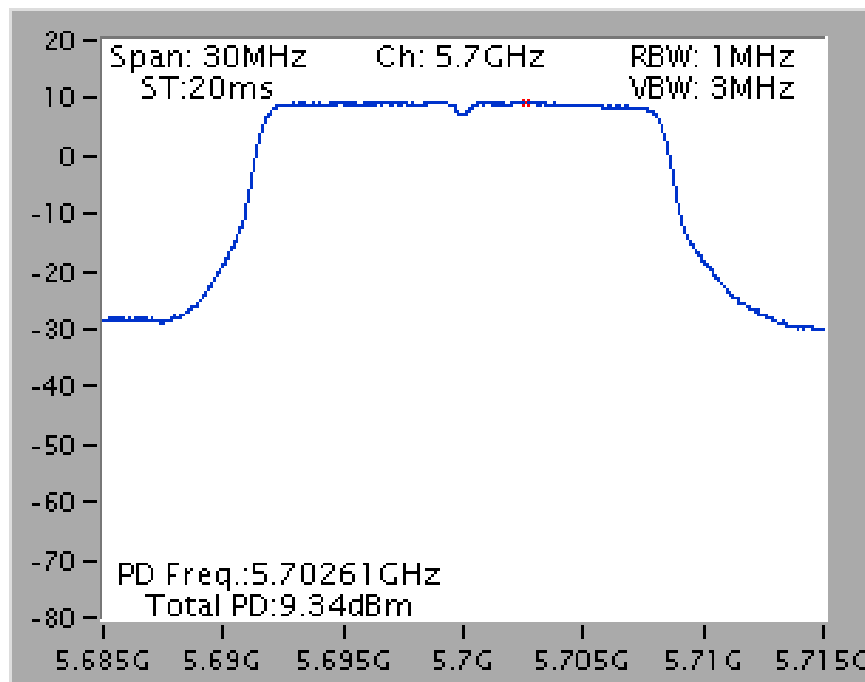


**Power Density Plot on Configuration IEEE 802.11ac MCS0/Nss1 VHT80 / Chain 1 + Chain 2 + Chain 3 + Chain 4 / 5690 MHz (UNII 2C)**

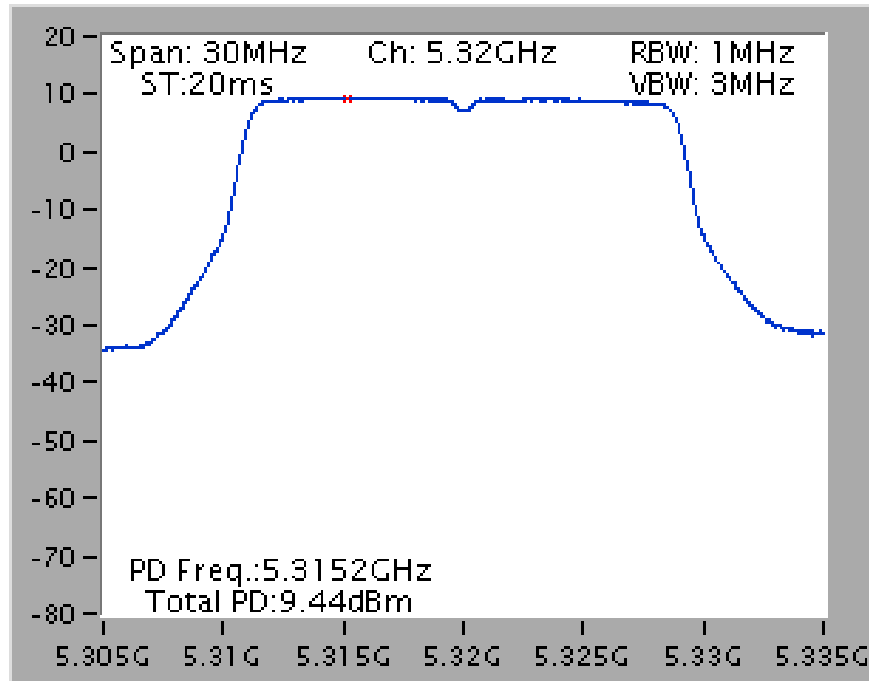


**Power Density Plot on Configuration IEEE 802.11ac MCS0/Nss1 VHT80 / Chain 1 + Chain 2 + Chain 3 + Chain 4 / 5690 MHz (UNII 3)**

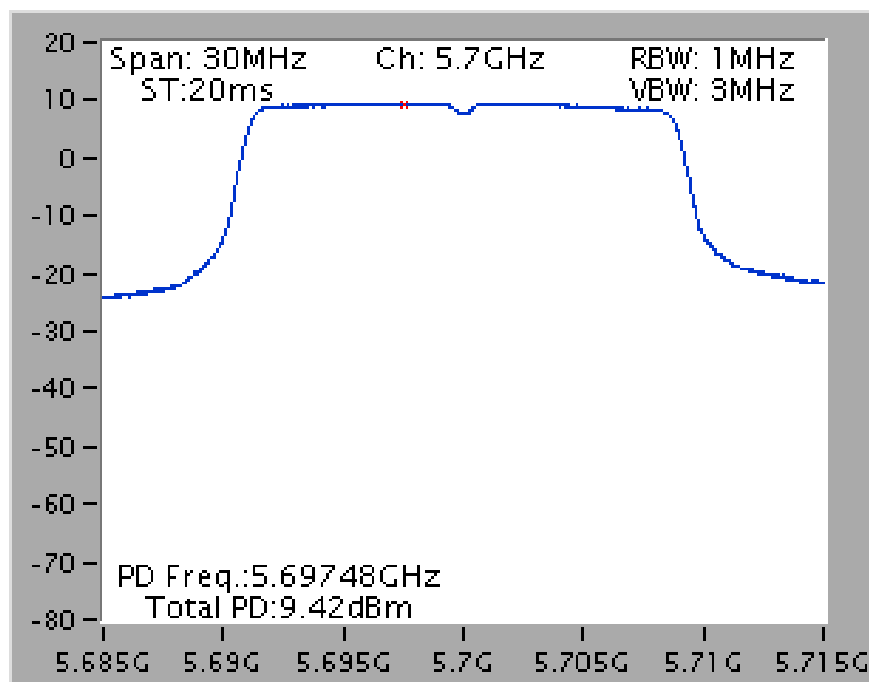


**Mode 5: EUT 1 + Set 5 Sector Antenna / 4.5 dBi****Power Density Plot on Configuration IEEE 802.11a / Chain 1 + Chain 2 + Chain 3 + Chain 4 / 5260 MHz****Power Density Plot on Configuration IEEE 802.11a / Chain 1 + Chain 2 + Chain 3 + Chain 4 / 5700 MHz**

Power Density Plot on Configuration IEEE 802.11ac MCS0/Nss1 VHT20 / Chain 1 + Chain 2 + Chain 3 + Chain 4 / 5320 MHz

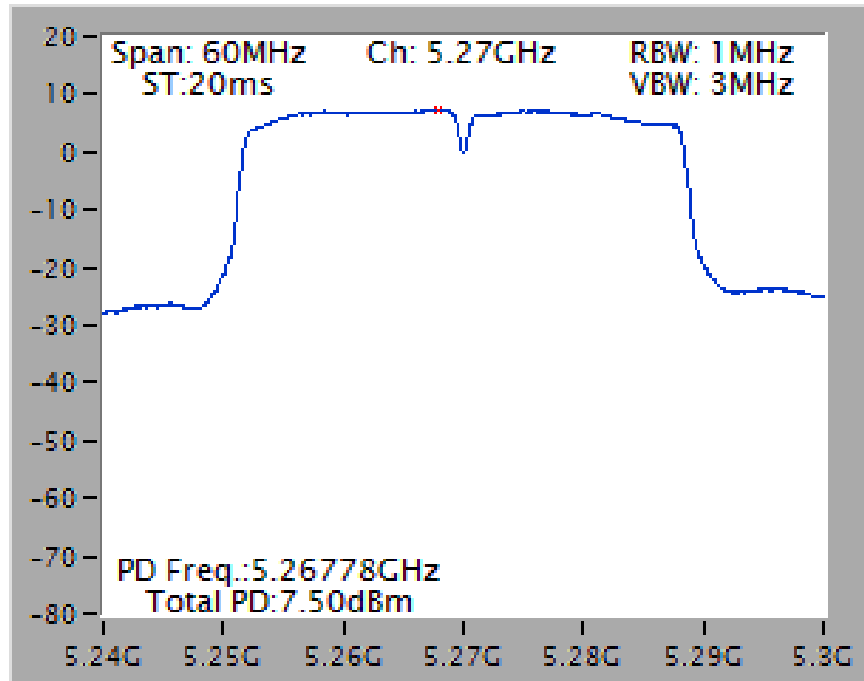


Power Density Plot on Configuration IEEE 802.11ac MCS0/Nss1 VHT20 / Chain 1 + Chain 2 + Chain 3 + Chain 4 / 5700 MHz

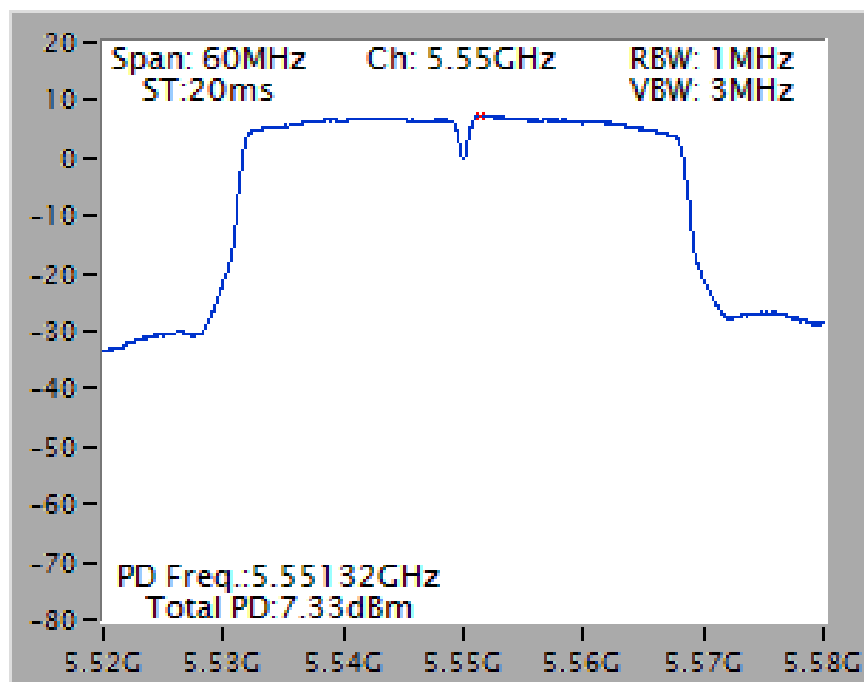




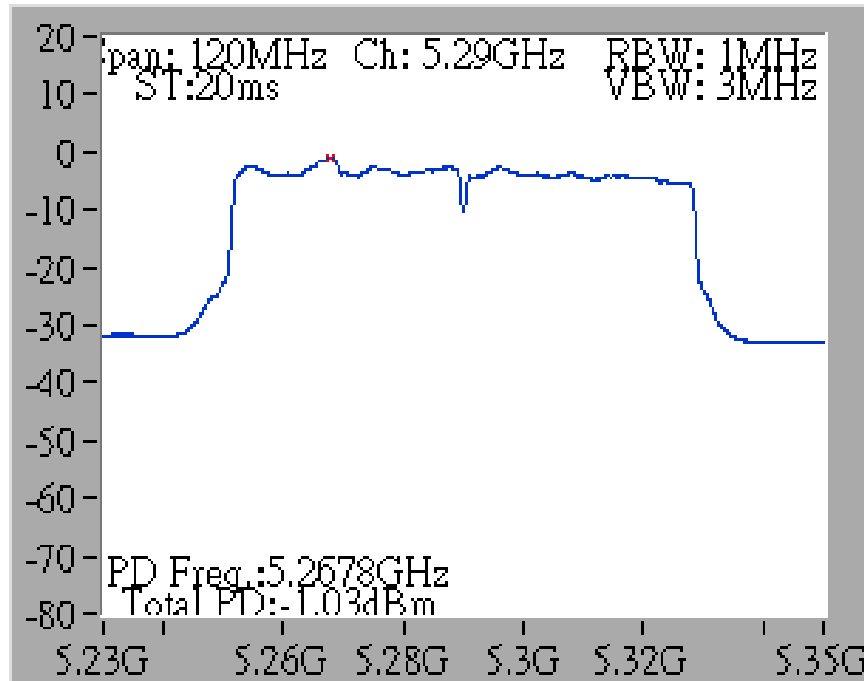
Power Density Plot on Configuration IEEE 802.11ac MCS0/Nss1 VHT40 / Chain 1 + Chain 2 + Chain 3 + Chain 4 / 5270 MHz



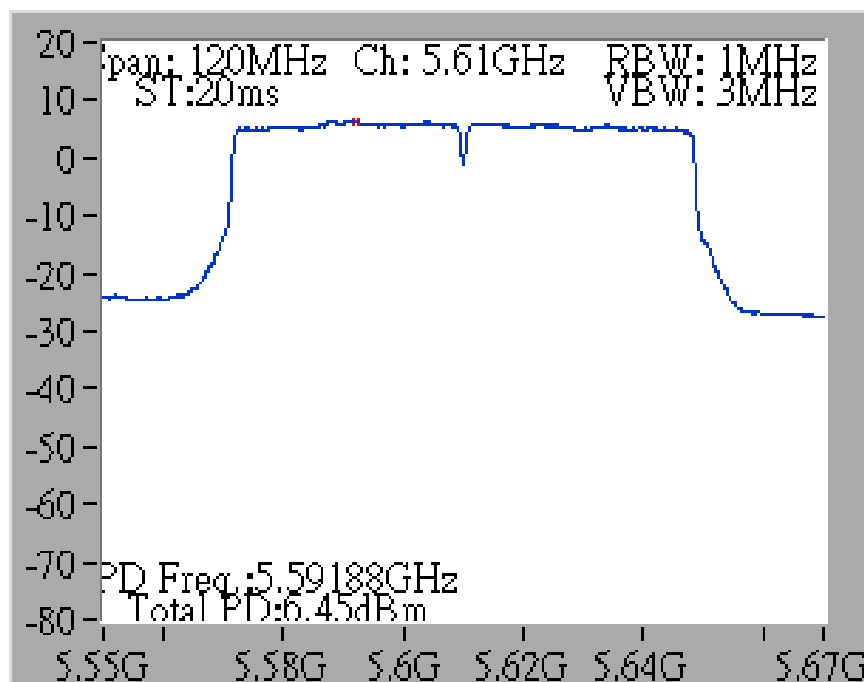
Power Density Plot on Configuration IEEE 802.11ac MCS0/Nss1 VHT40 / Chain 1 + Chain 2 + Chain 3 + Chain 4 / 5550 MHz



Power Density Plot on Configuration IEEE 802.11ac MCS0/Nss1 VHT80 / Chain 1 + Chain 2 + Chain 3 + Chain 4 / 5290 MHz

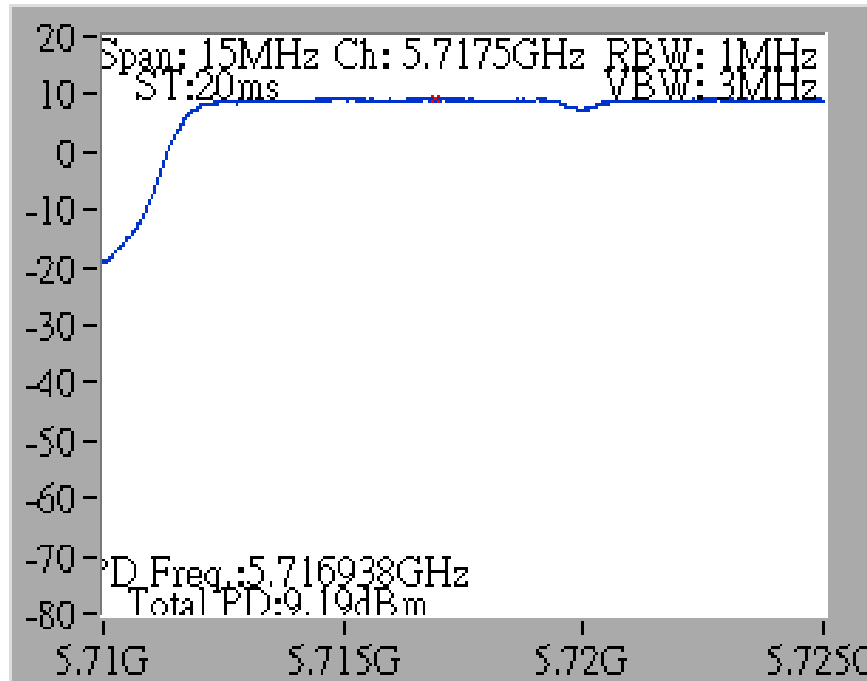


Power Density Plot on Configuration IEEE 802.11ac MCS0/Nss1 VHT80 / Chain 1 + Chain 2 + Chain 3 + Chain 4 / 5610 MHz

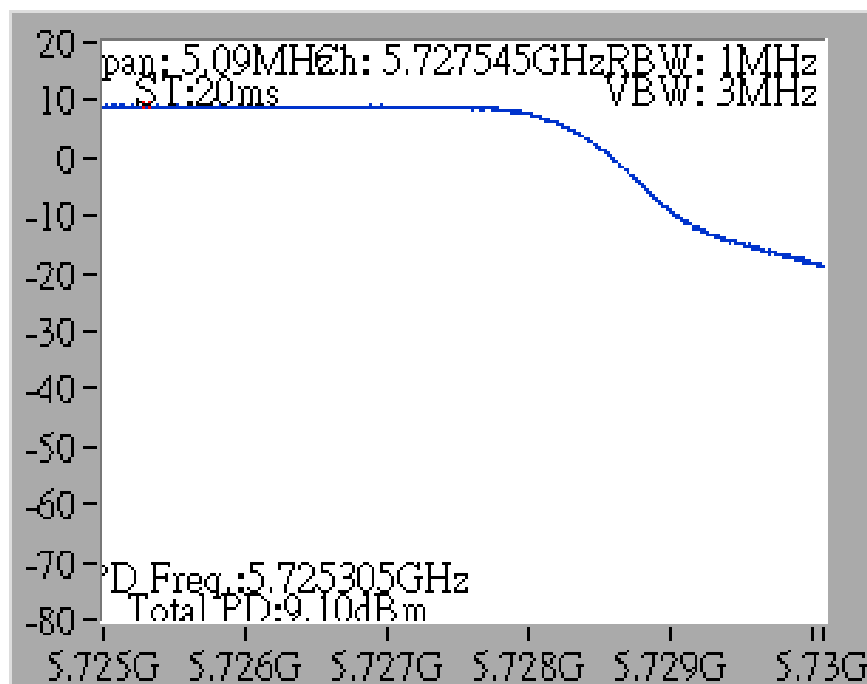


**Straddle Channel**

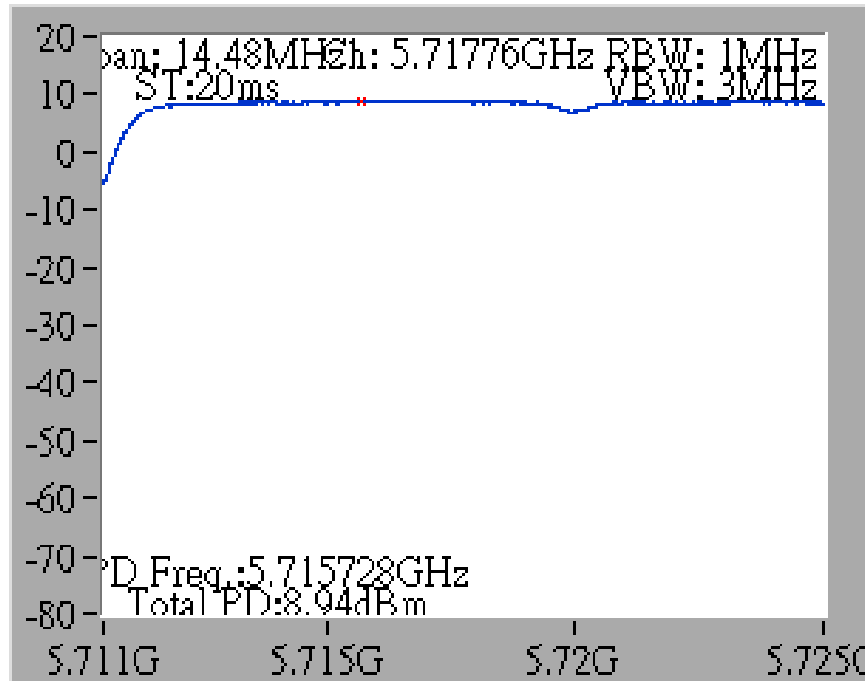
**Power Density Plot on Configuration IEEE 802.11a / Chain 1 + Chain 2 + Chain 3 + Chain 4 / 5720 MHz (UNII 2C)**



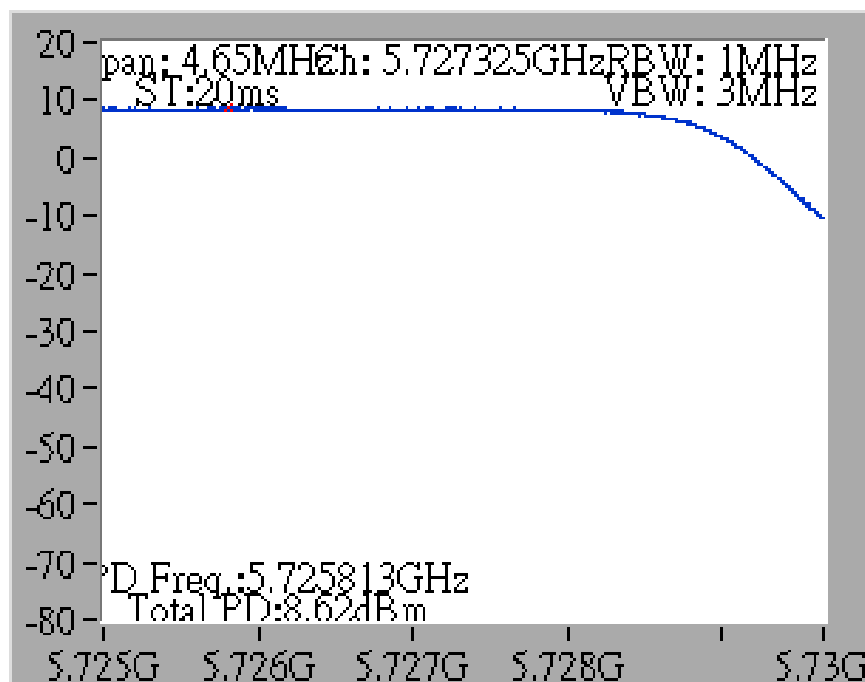
**Power Density Plot on Configuration IEEE 802.11a / Chain 1 + Chain 2 + Chain 3 + Chain 4 / 5720 MHz (UNII 3)**



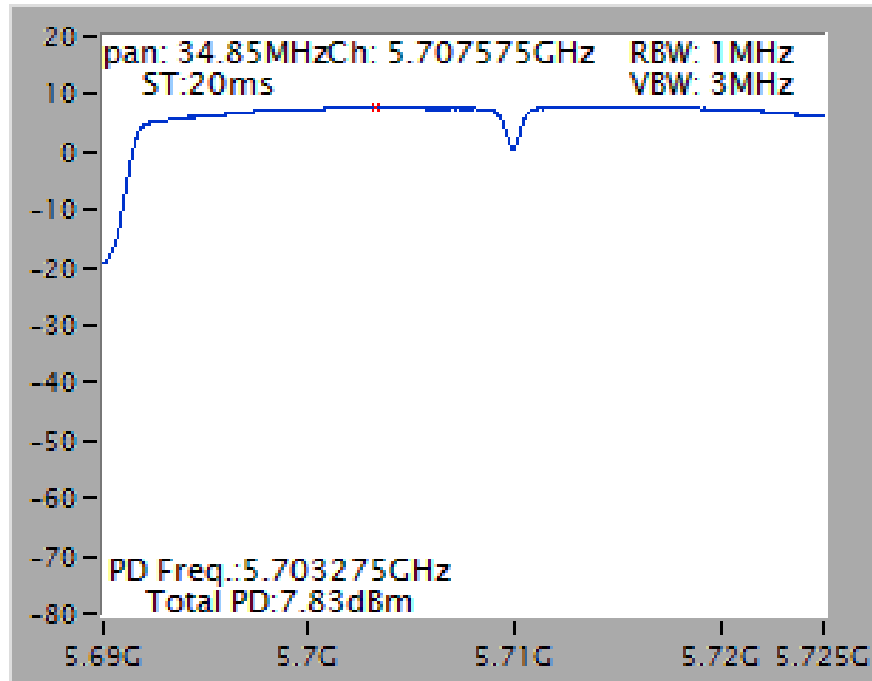
Power Density Plot on Configuration IEEE 802.11ac MCS0/Nss1 VHT20 / Chain 1 + Chain 2 + Chain 3 + Chain 4 / 5720 MHz (UNII 2C)



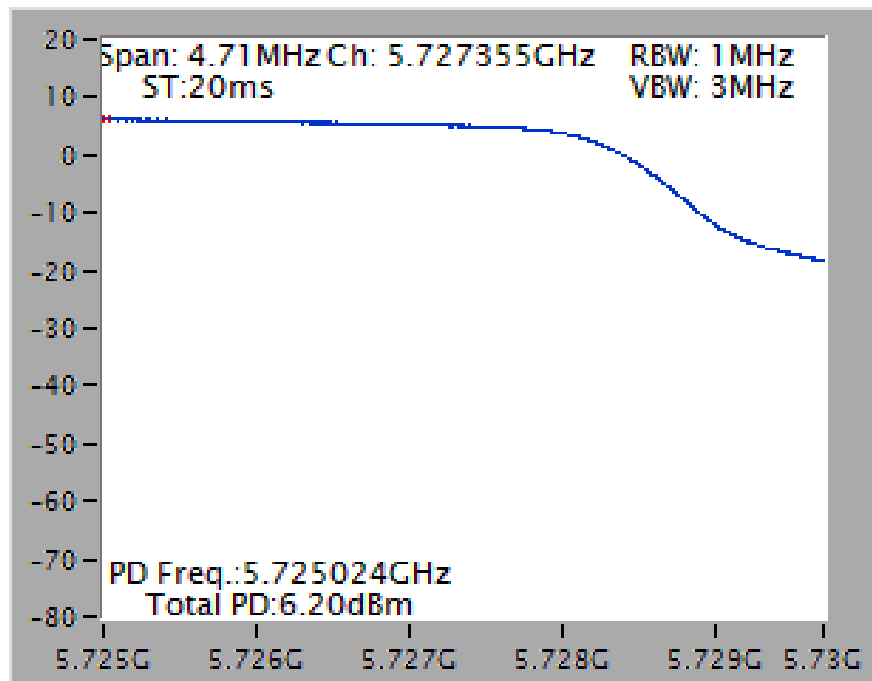
Power Density Plot on Configuration IEEE 802.11ac MCS0/Nss1 VHT20 / Chain 1 + Chain 2 + Chain 3 + Chain 4 / 5720 MHz (UNII 3)



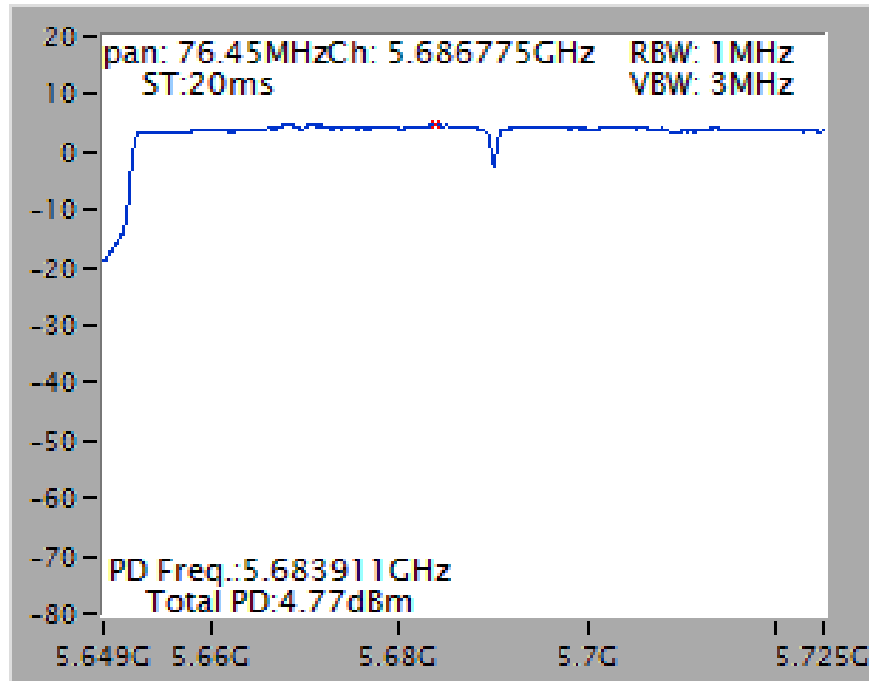
Power Density Plot on Configuration IEEE 802.11ac MCS0/Nss1 VHT40 / Chain 1 + Chain 2 + Chain 3 + Chain 4 / 5710 MHz (UNII 2C)



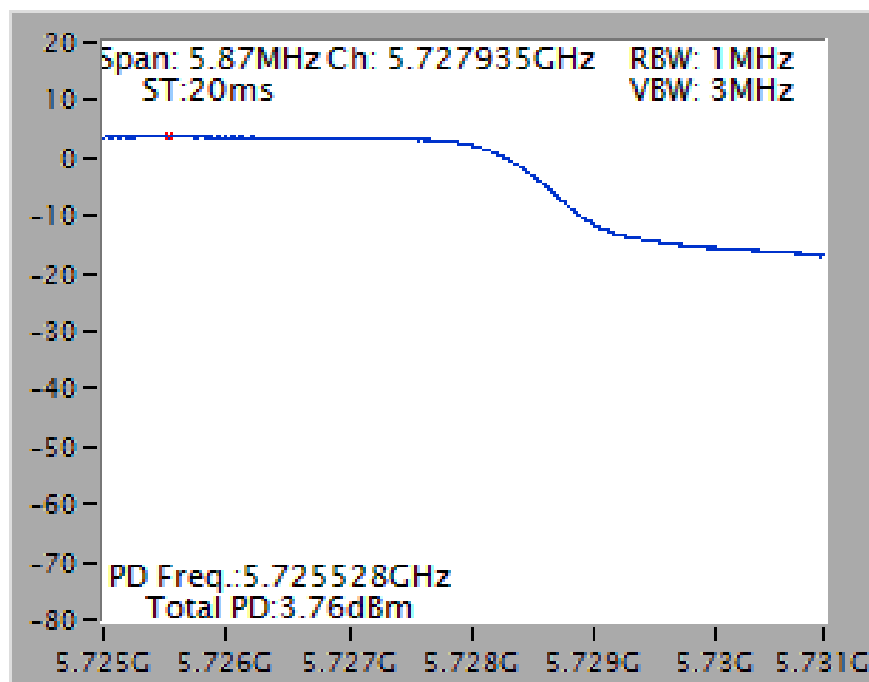
Power Density Plot on Configuration IEEE 802.11ac MCS0/Nss1 VHT40 / Chain 1 + Chain 2 + Chain 3 + Chain 4 / 5710 MHz (UNII 3)

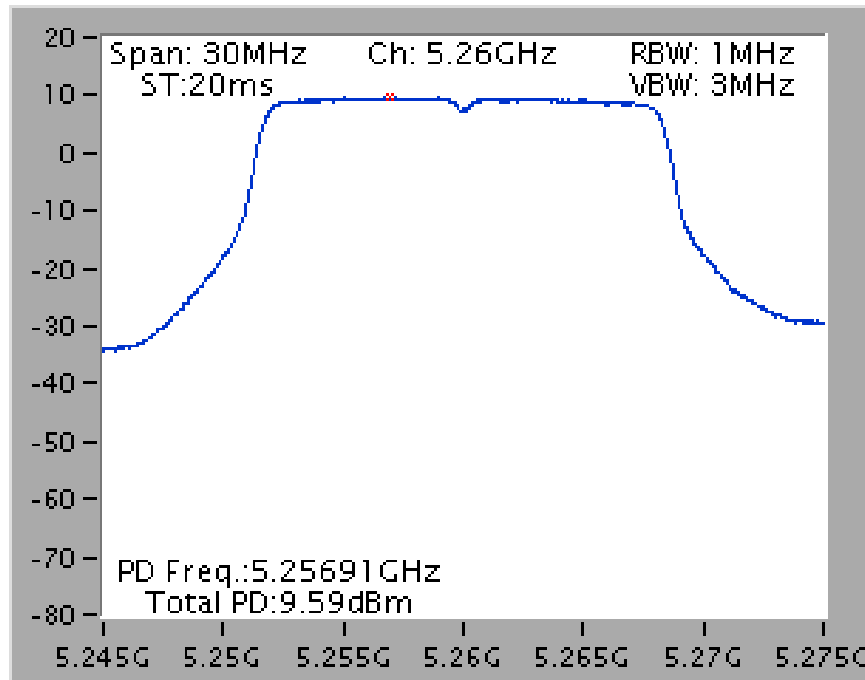
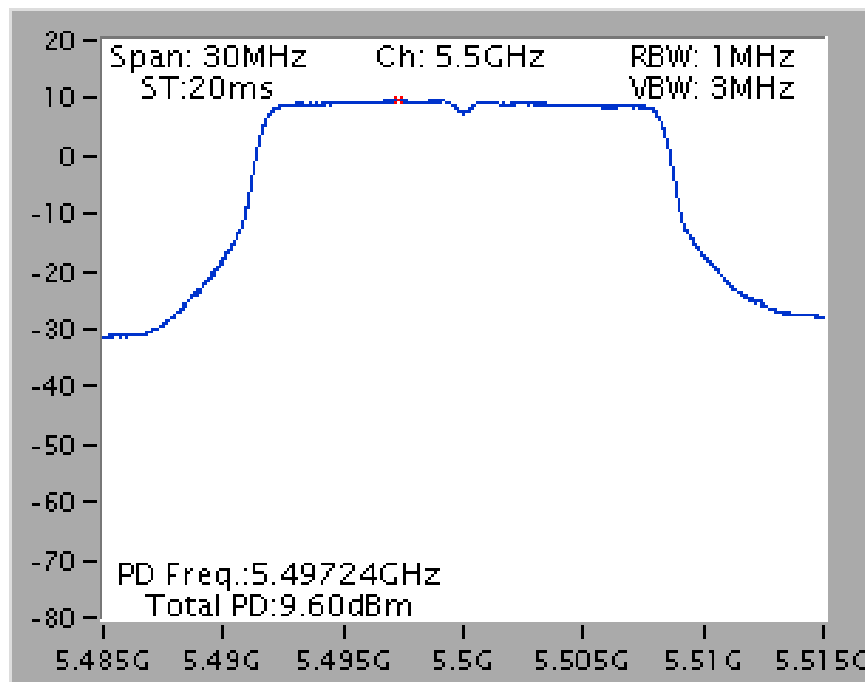


Power Density Plot on Configuration IEEE 802.11ac MCS0/Nss1 VHT80 / Chain 1 + Chain 2 + Chain 3 + Chain 4 / 5690 MHz (UNII 2C)

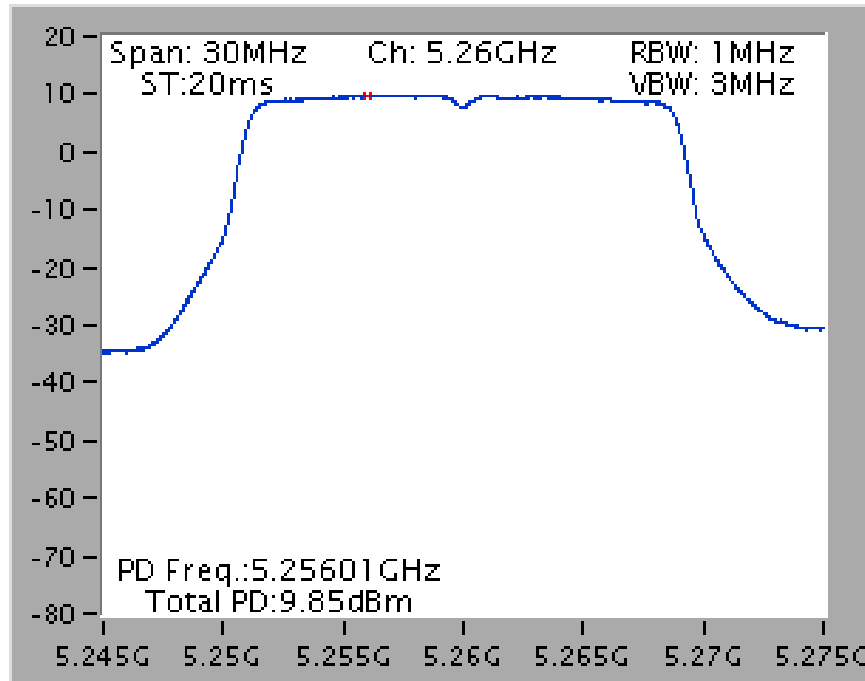


Power Density Plot on Configuration IEEE 802.11ac MCS0/Nss1 VHT80 / Chain 1 + Chain 2 + Chain 3 + Chain 4 / 5690 MHz (UNII 3)

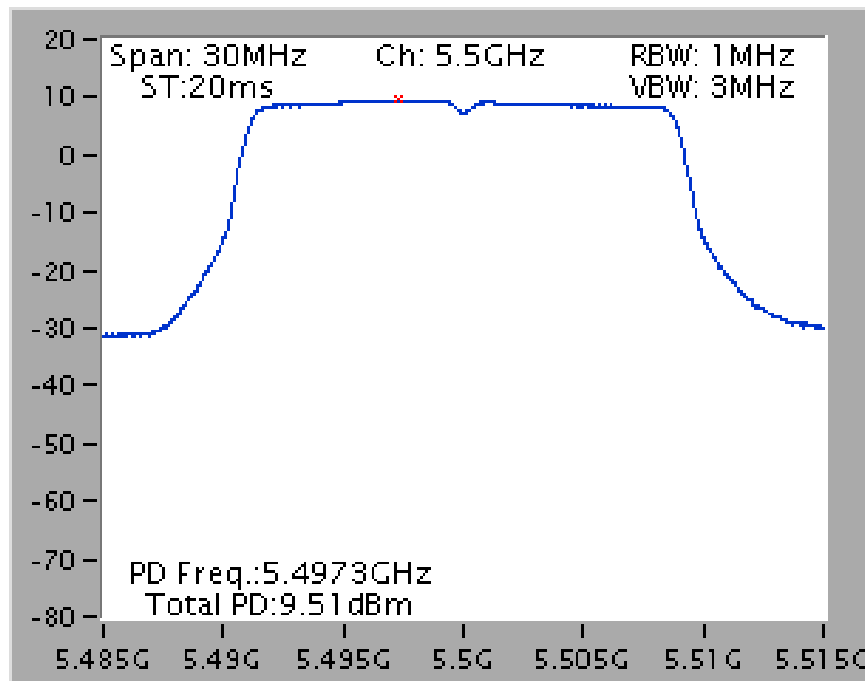


**Mode 6: EUT 1 + Set 6 Sector Antenna / 4 dBi****Power Density Plot on Configuration IEEE 802.11a / Chain 1 + Chain 2 + Chain 3 + Chain 4 / 5260 MHz****Power Density Plot on Configuration IEEE 802.11a / Chain 1 + Chain 2 + Chain 3 + Chain 4 / 5500 MHz**

**Power Density Plot on Configuration IEEE 802.11ac MCS0/Nss1 VHT20 / Chain 1 + Chain 2 + Chain 3 + Chain 4 / 5260 MHz**

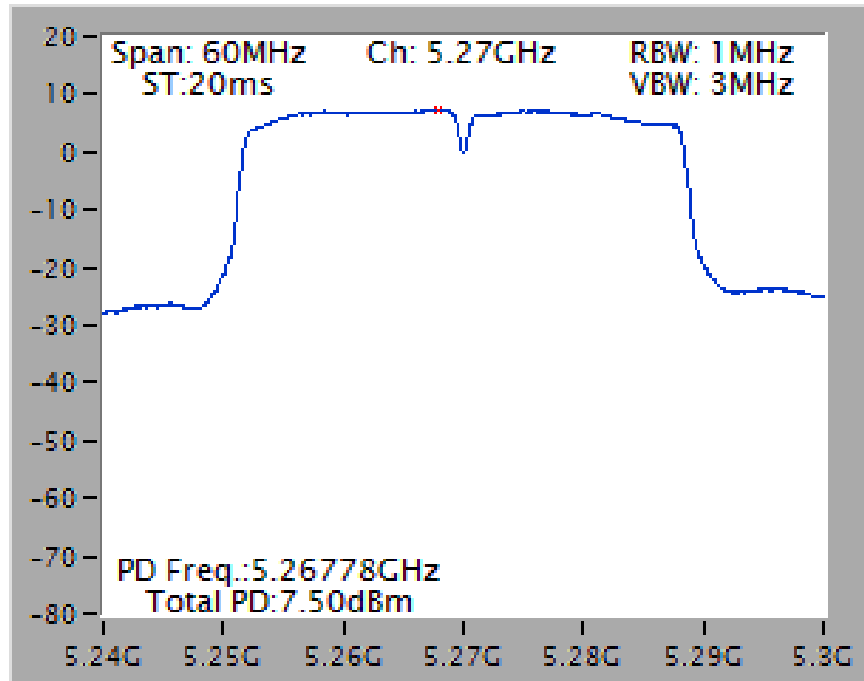


**Power Density Plot on Configuration IEEE 802.11ac MCS0/Nss1 VHT20 / Chain 1 + Chain 2 + Chain 3 + Chain 4 / 5500 MHz**

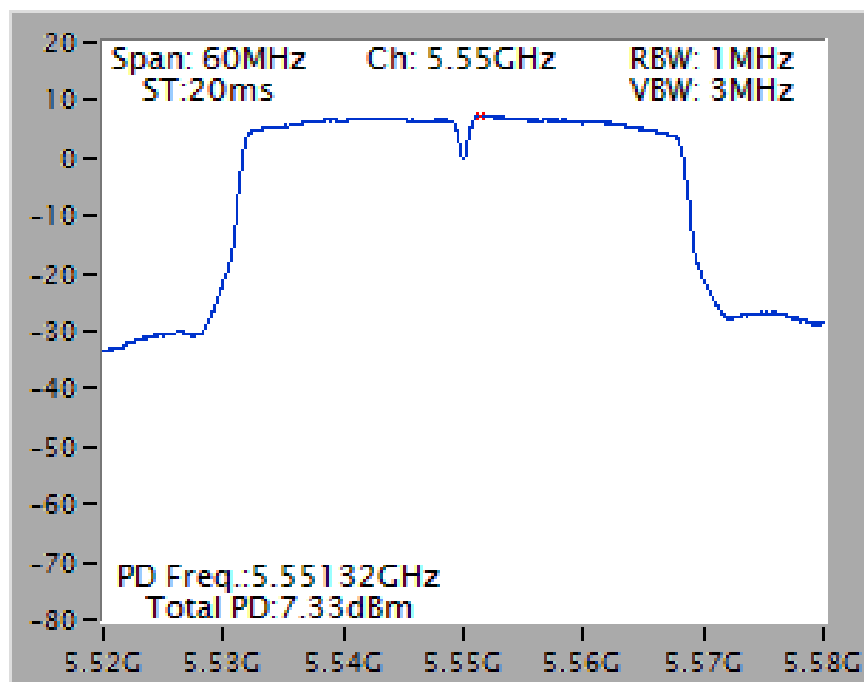




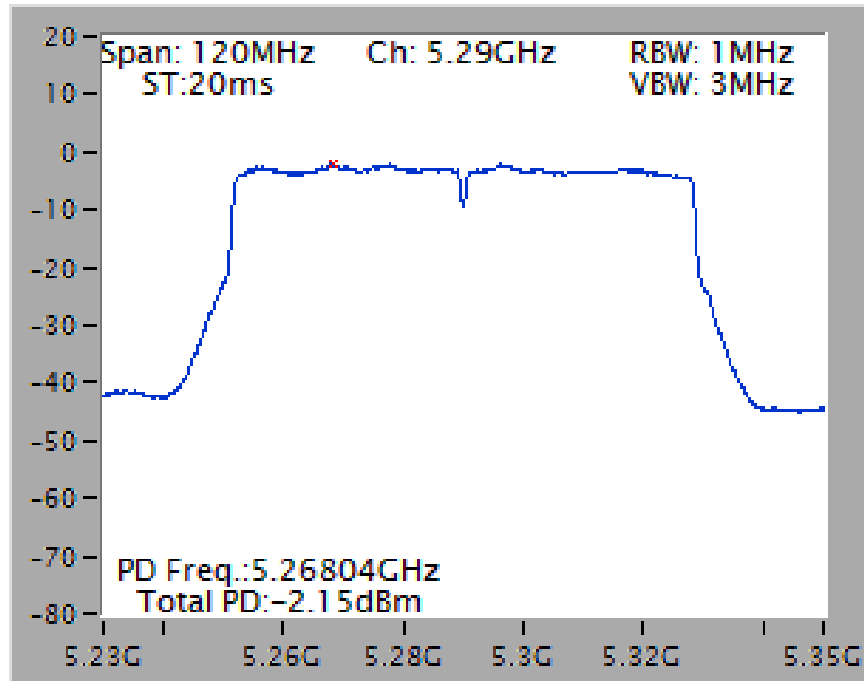
Power Density Plot on Configuration IEEE 802.11ac MCS0/Nss1 VHT40 / Chain 1 + Chain 2 + Chain 3 + Chain 4 / 5270 MHz



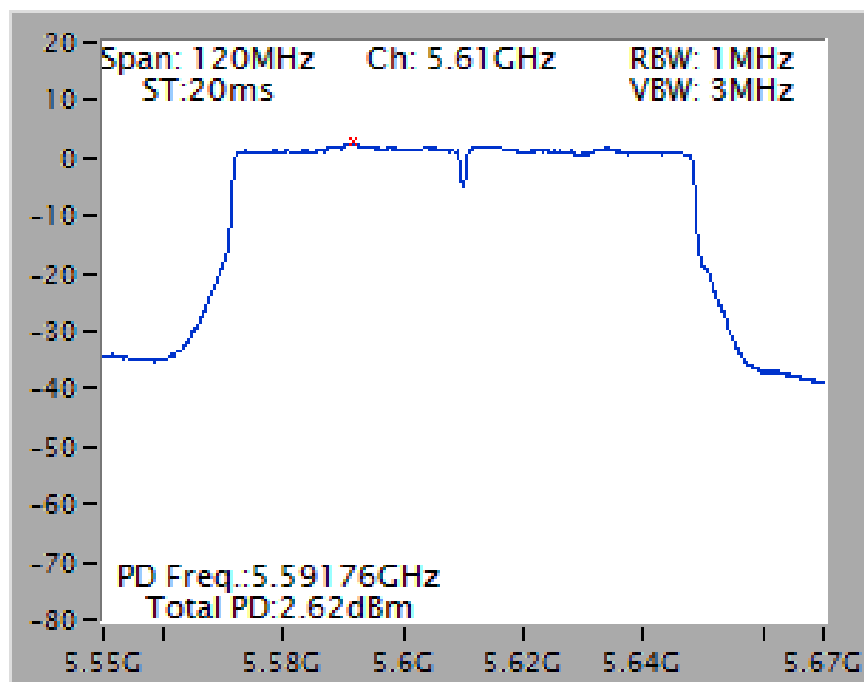
Power Density Plot on Configuration IEEE 802.11ac MCS0/Nss1 VHT40 / Chain 1 + Chain 2 + Chain 3 + Chain 4 / 5550 MHz



Power Density Plot on Configuration IEEE 802.11ac MCS0/Nss1 VHT80 / Chain 1 + Chain 2 + Chain 3 + Chain 4 / 5290 MHz

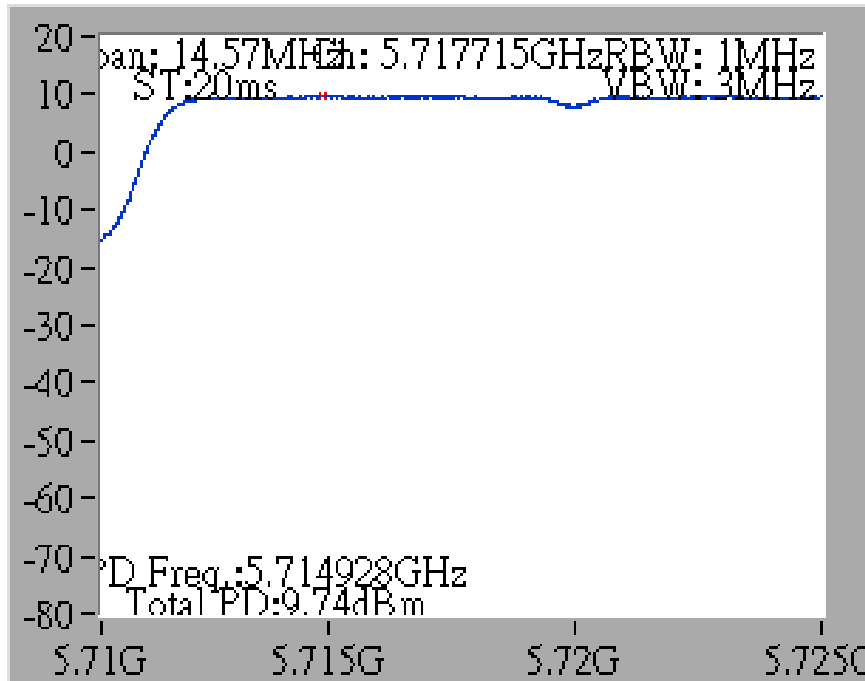


Power Density Plot on Configuration IEEE 802.11ac MCS0/Nss1 VHT80 / Chain 1 + Chain 2 + Chain 3 + Chain 4 / 5610 MHz

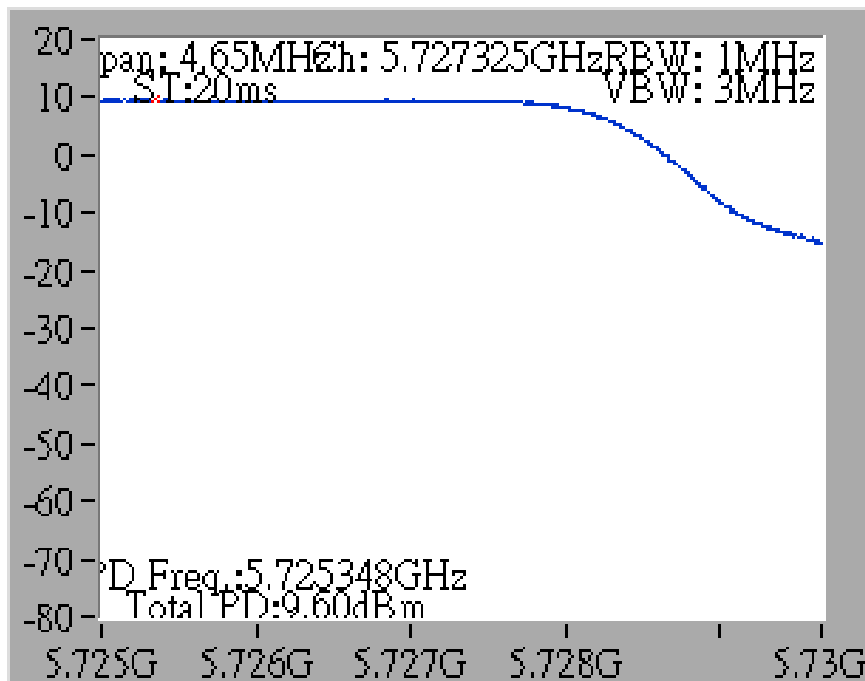


**Straddle Channel**

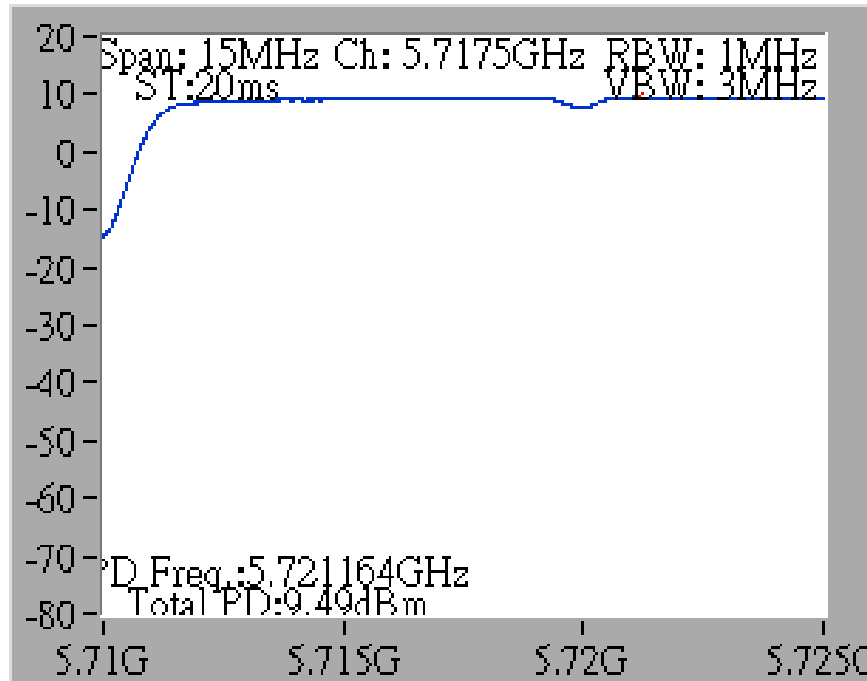
**Power Density Plot on Configuration IEEE 802.11a / Chain 1 + Chain 2 + Chain 3 + Chain 4 / 5720 MHz (UNII 2C)**



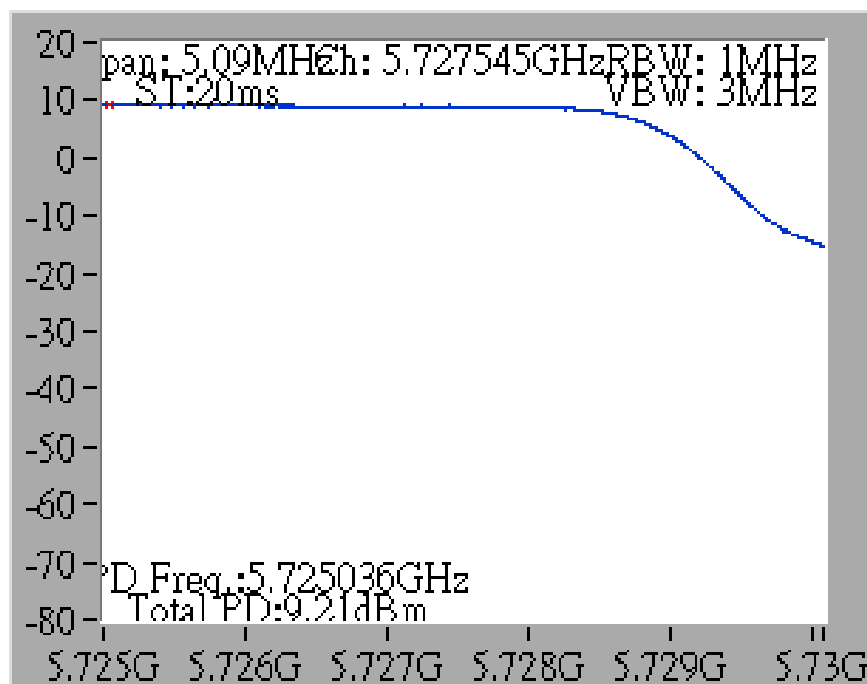
**Power Density Plot on Configuration IEEE 802.11a / Chain 1 + Chain 2 + Chain 3 + Chain 4 / 5720 MHz (UNII 3)**



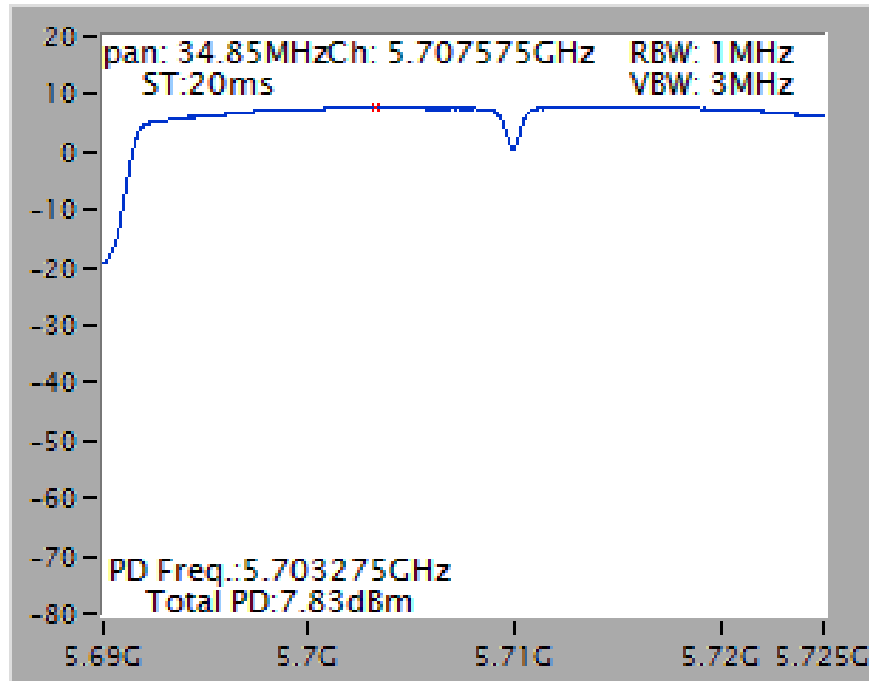
Power Density Plot on Configuration IEEE 802.11ac MCS0/Nss1 VHT20 / Chain 1 + Chain 2 + Chain 3 + Chain 4 / 5720 MHz (UNII 2C)



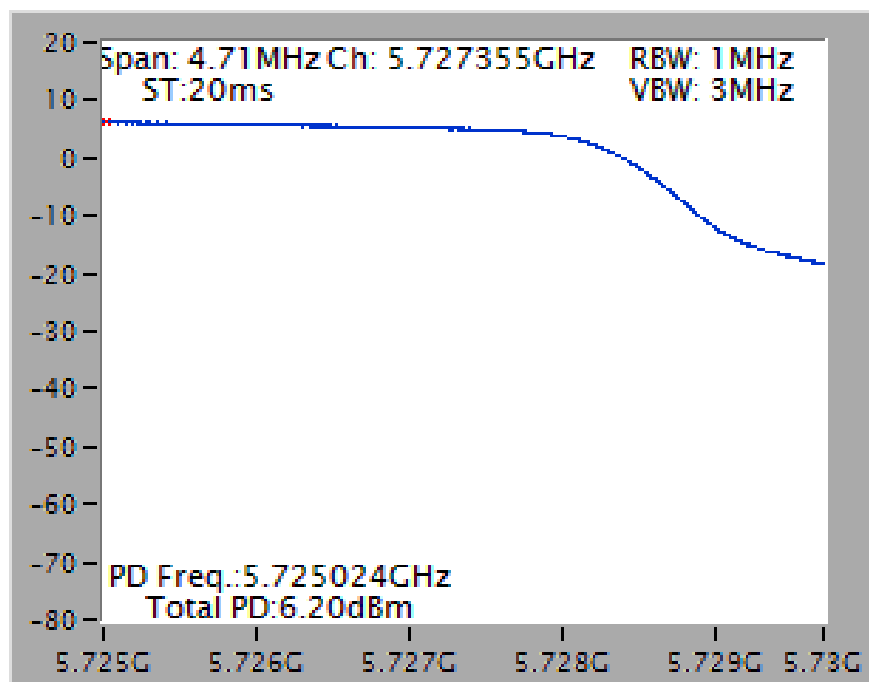
Power Density Plot on Configuration IEEE 802.11ac MCS0/Nss1 VHT20 / Chain 1 + Chain 2 + Chain 3 + Chain 4 / 5720 MHz (UNII 3)



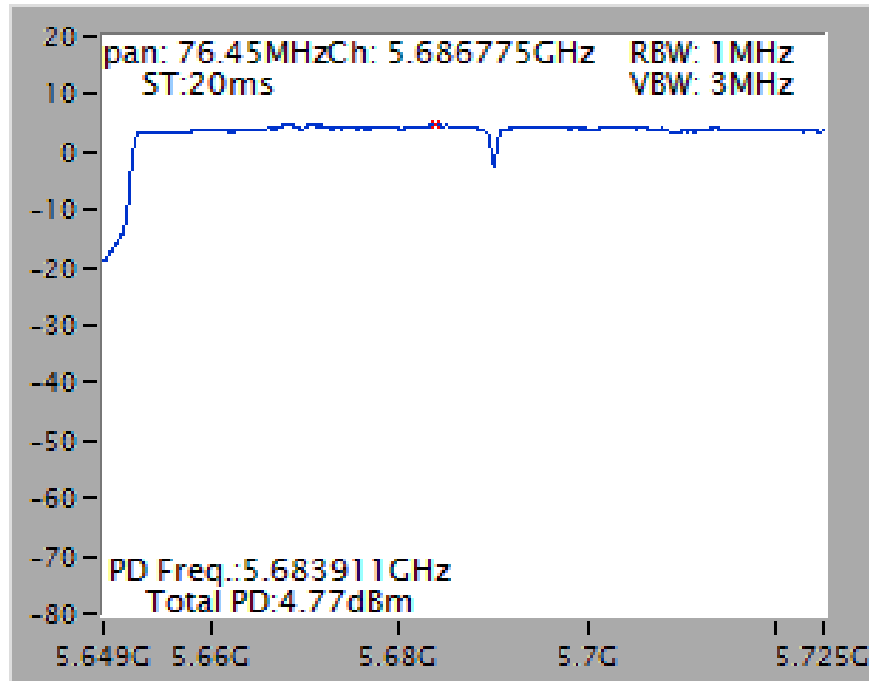
Power Density Plot on Configuration IEEE 802.11ac MCS0/Nss1 VHT40 / Chain 1 + Chain 2 + Chain 3 + Chain 4 / 5710 MHz (UNII 2C)



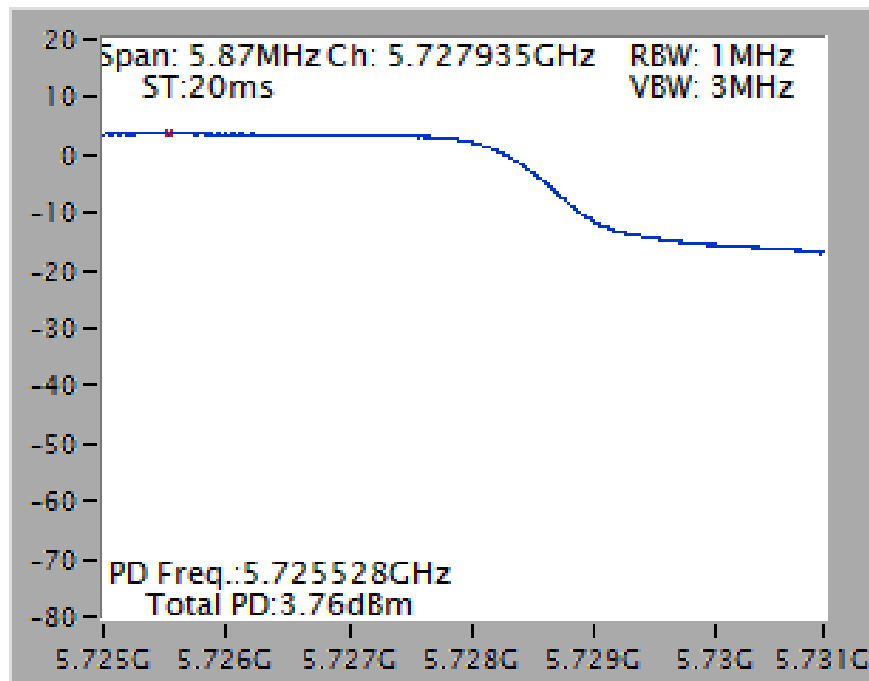
Power Density Plot on Configuration IEEE 802.11ac MCS0/Nss1 VHT40 / Chain 1 + Chain 2 + Chain 3 + Chain 4 / 5710 MHz (UNII 3)



Power Density Plot on Configuration IEEE 802.11ac MCS0/Nss1 VHT80 / Chain 1 + Chain 2 + Chain 3 + Chain 4 / 5690 MHz (UNII 2C)

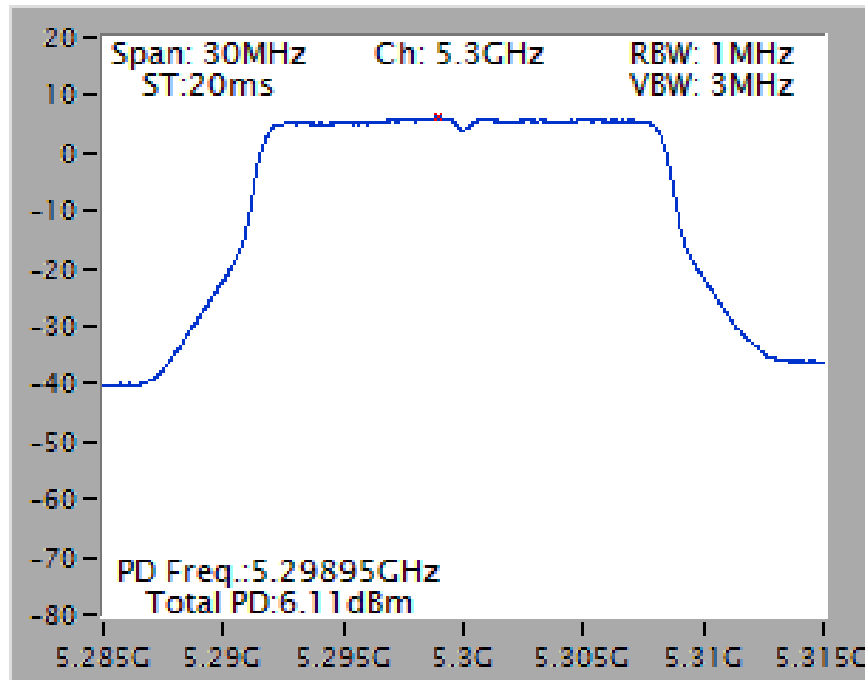


Power Density Plot on Configuration IEEE 802.11ac MCS0/Nss1 VHT80 / Chain 1 + Chain 2 + Chain 3 + Chain 4 / 5690 MHz (UNII 3)

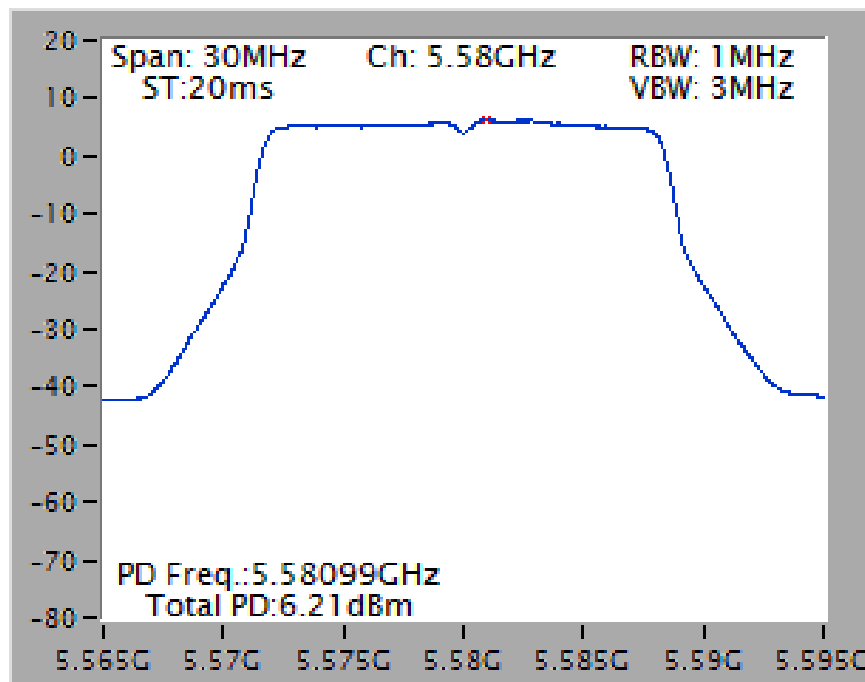


Mode 7: EUT 1 + Set 9 Dipole Antenna / 4.67 dBi

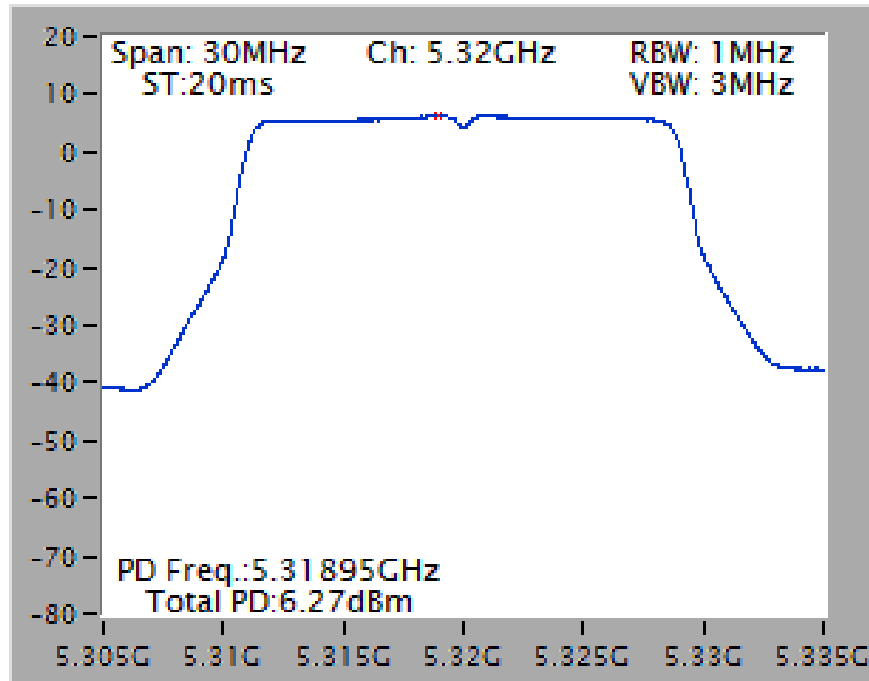
Power Density Plot on Configuration IEEE 802.11a / Chain 1 + Chain 2 + Chain 3 + Chain 4 / 5300 MHz



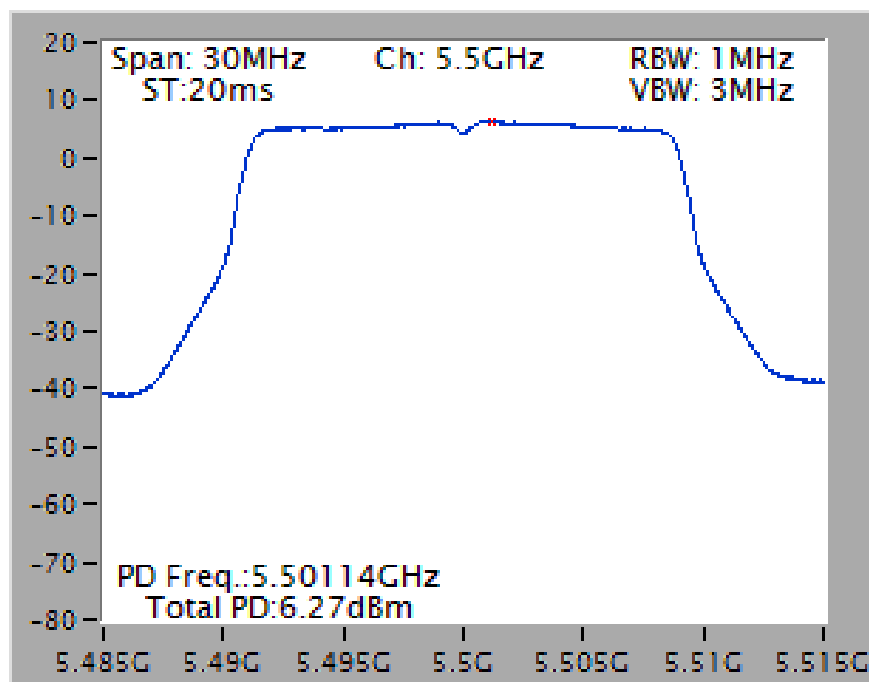
Power Density Plot on Configuration IEEE 802.11a / Chain 1 + Chain 2 + Chain 3 + Chain 4 / 5580 MHz



Power Density Plot on Configuration IEEE 802.11ac MCS0/Nss1 VHT20 / Chain 1 + Chain 2 + Chain 3 + Chain 4 / 5320 MHz

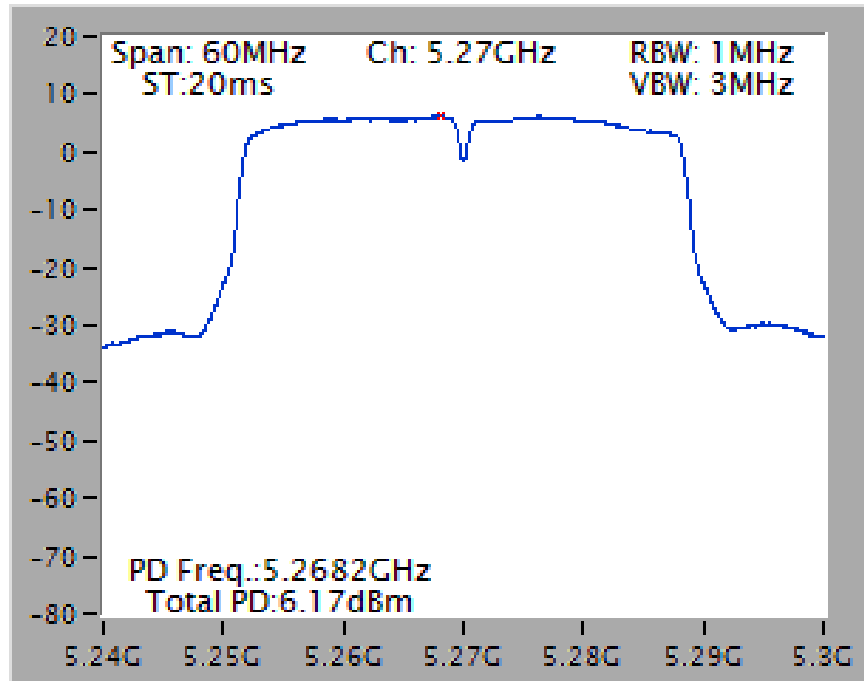


Power Density Plot on Configuration IEEE 802.11ac MCS0/Nss1 VHT20 / Chain 1 + Chain 2 + Chain 3 + Chain 4 / 5500 MHz

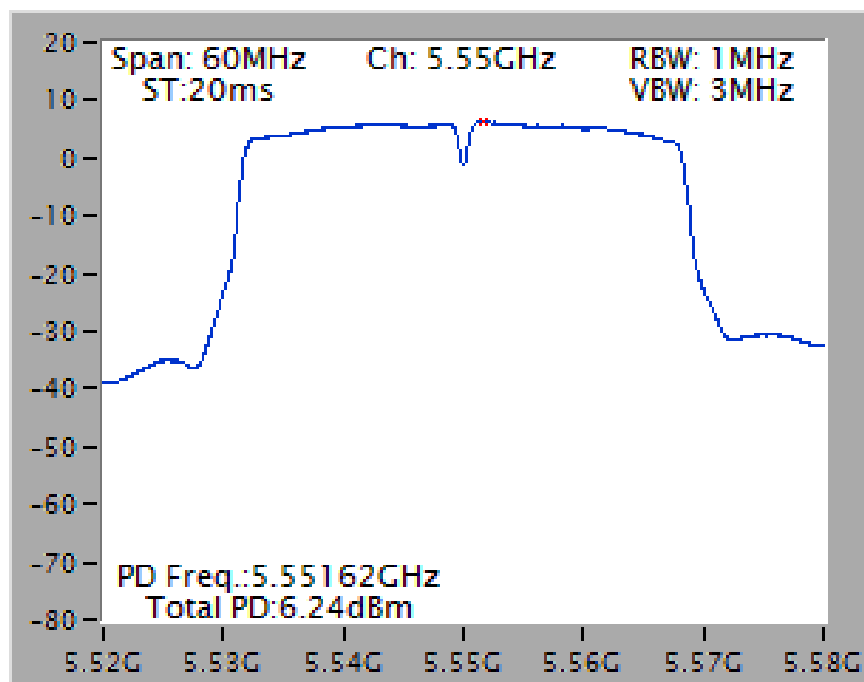




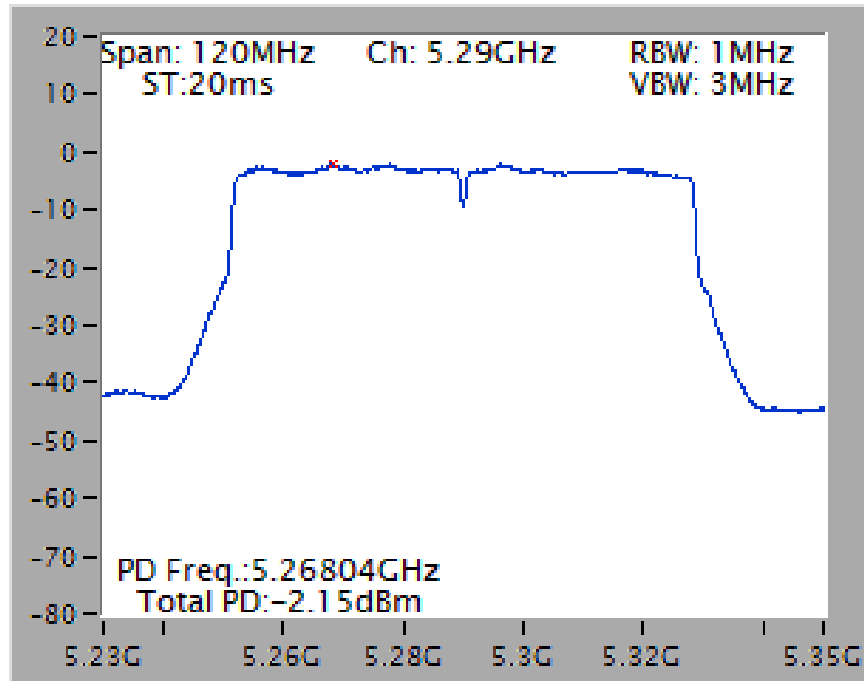
Power Density Plot on Configuration IEEE 802.11ac MCS0/Nss1 VHT40 / Chain 1 + Chain 2 + Chain 3 + Chain 4 / 5270 MHz



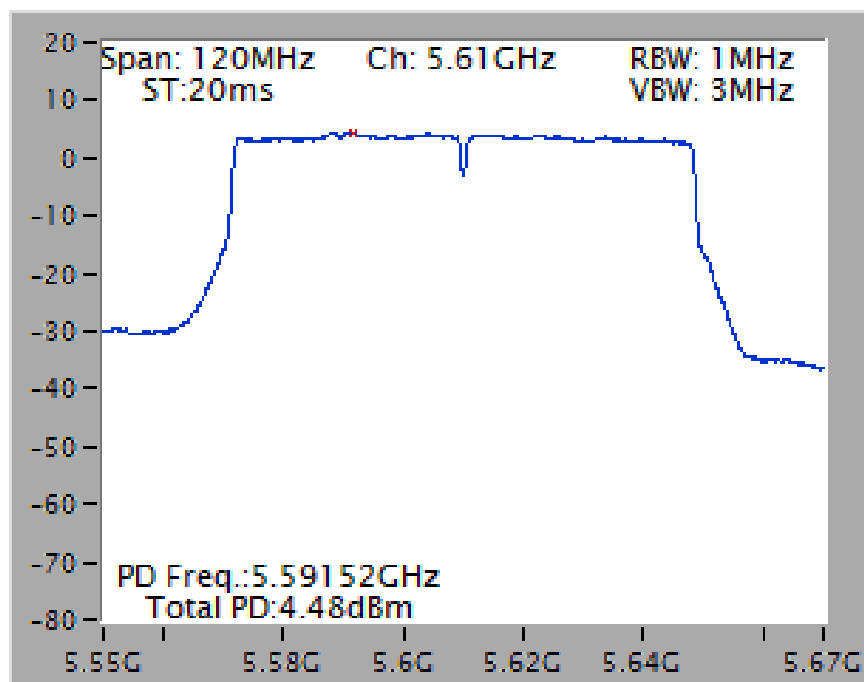
Power Density Plot on Configuration IEEE 802.11ac MCS0/Nss1 VHT40 / Chain 1 + Chain 2 + Chain 3 + Chain 4 / 5550 MHz



Power Density Plot on Configuration IEEE 802.11ac MCS0/Nss1 VHT80 / Chain 1 + Chain 2 + Chain 3 + Chain 4 / 5290 MHz

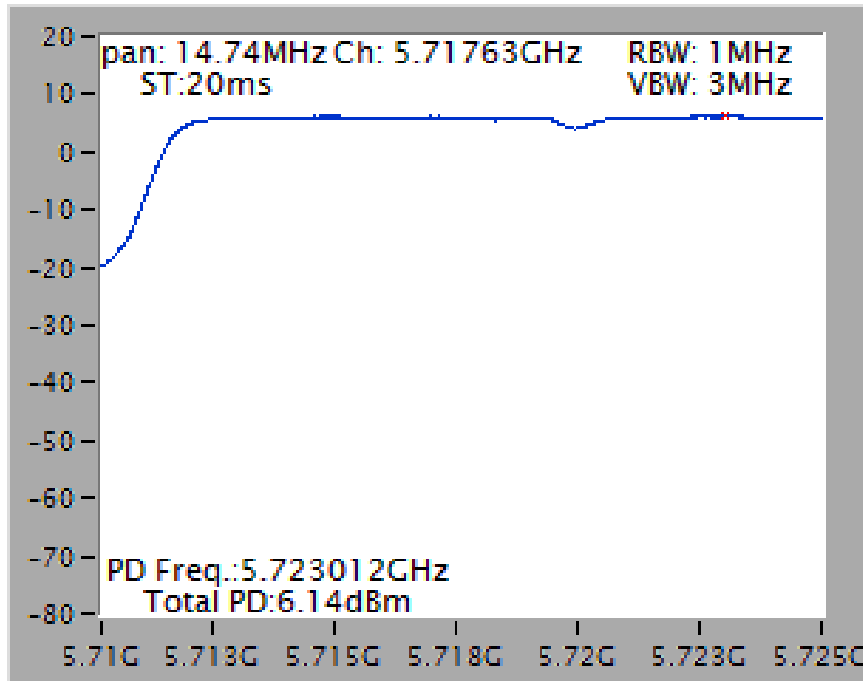


Power Density Plot on Configuration IEEE 802.11ac MCS0/Nss1 VHT80 / Chain 1 + Chain 2 + Chain 3 + Chain 4 / 5610 MHz

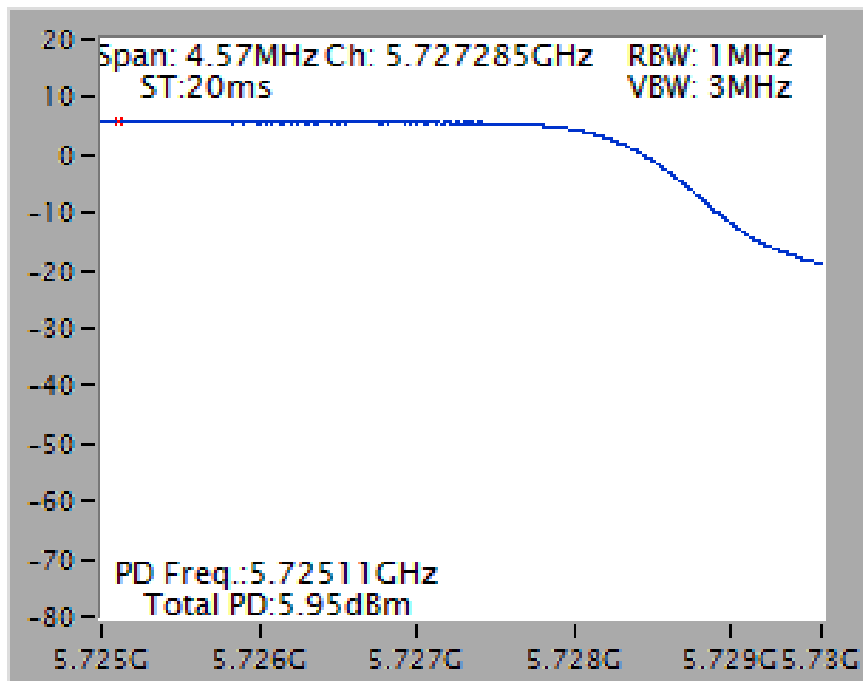


**Straddle Channel**

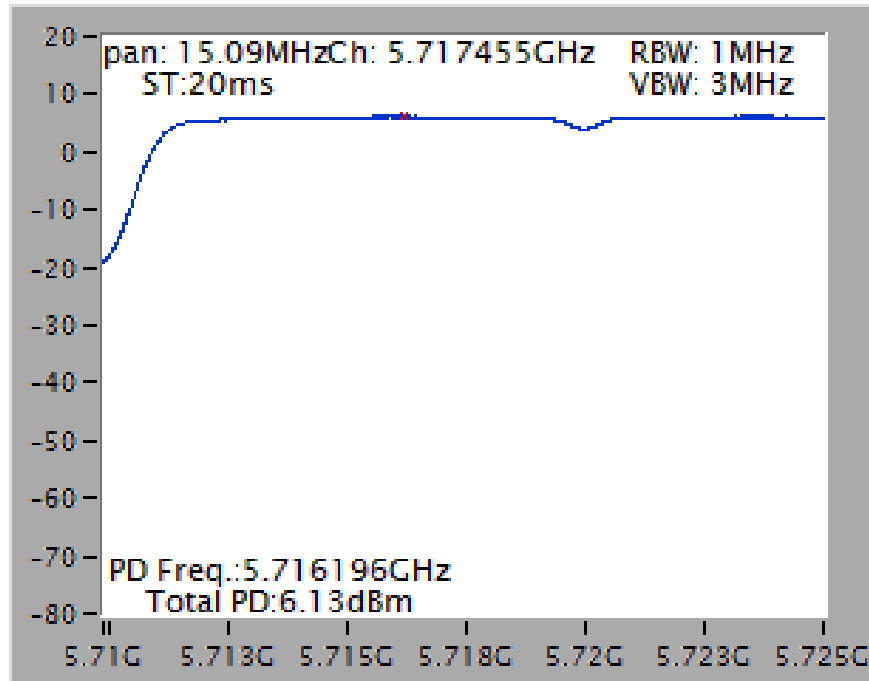
**Power Density Plot on Configuration IEEE 802.11a / Chain 1 + Chain 2 + Chain 3 + Chain 4 / 5720 MHz (UNII 2C)**



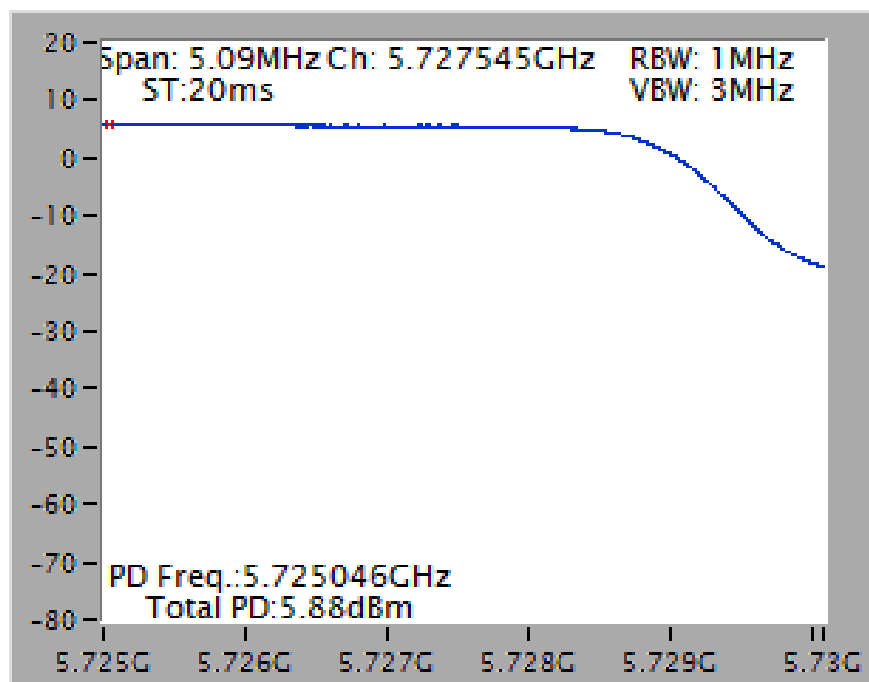
**Power Density Plot on Configuration IEEE 802.11a / Chain 1 + Chain 2 + Chain 3 + Chain 4 / 5720 MHz (UNII 3)**



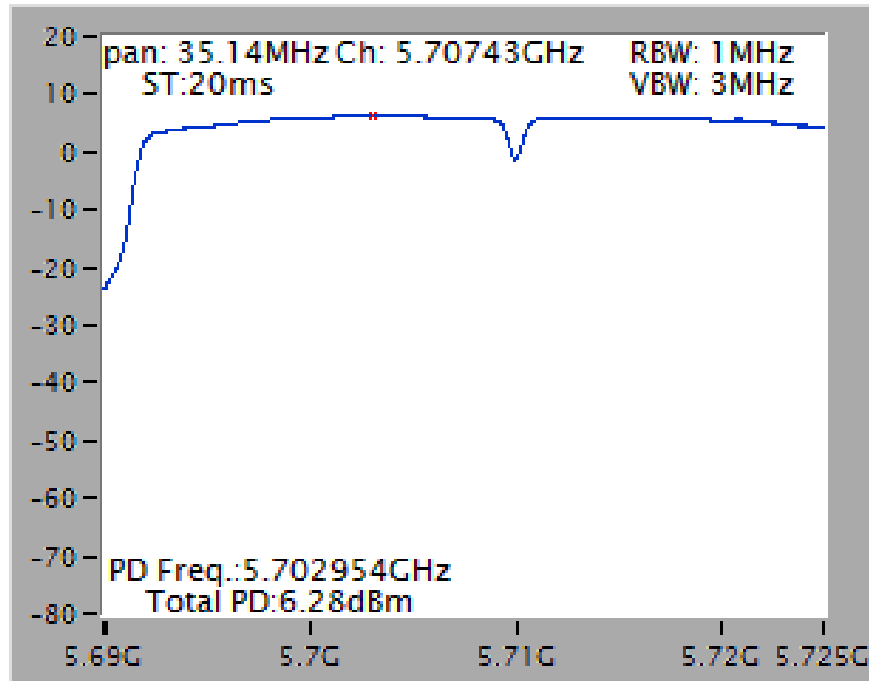
Power Density Plot on Configuration IEEE 802.11ac MCS0/Nss1 VHT20 / Chain 1 + Chain 2 + Chain 3 + Chain 4 / 5720 MHz (UNII 2C)



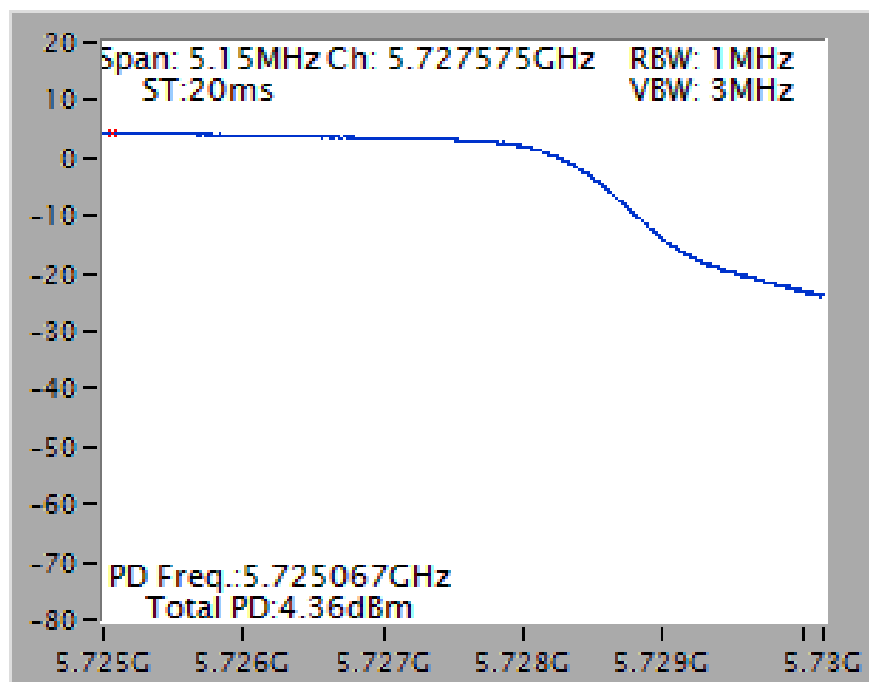
Power Density Plot on Configuration IEEE 802.11ac MCS0/Nss1 VHT20 / Chain 1 + Chain 2 + Chain 3 + Chain 4 / 5720 MHz (UNII 3)



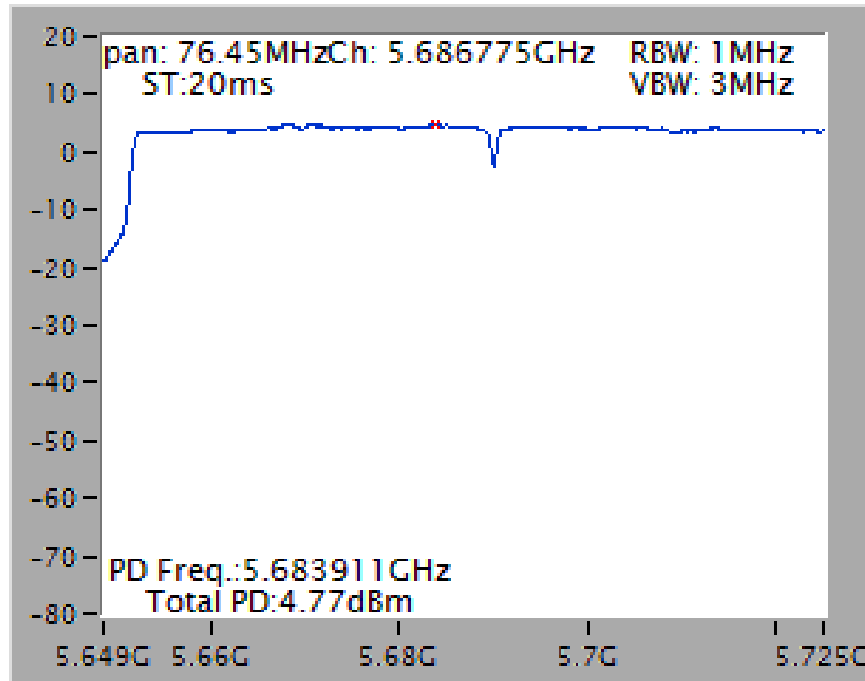
Power Density Plot on Configuration IEEE 802.11ac MCS0/Nss1 VHT40 / Chain 1 + Chain 2 + Chain 3 + Chain 4 / 5710 MHz (UNII 2C)



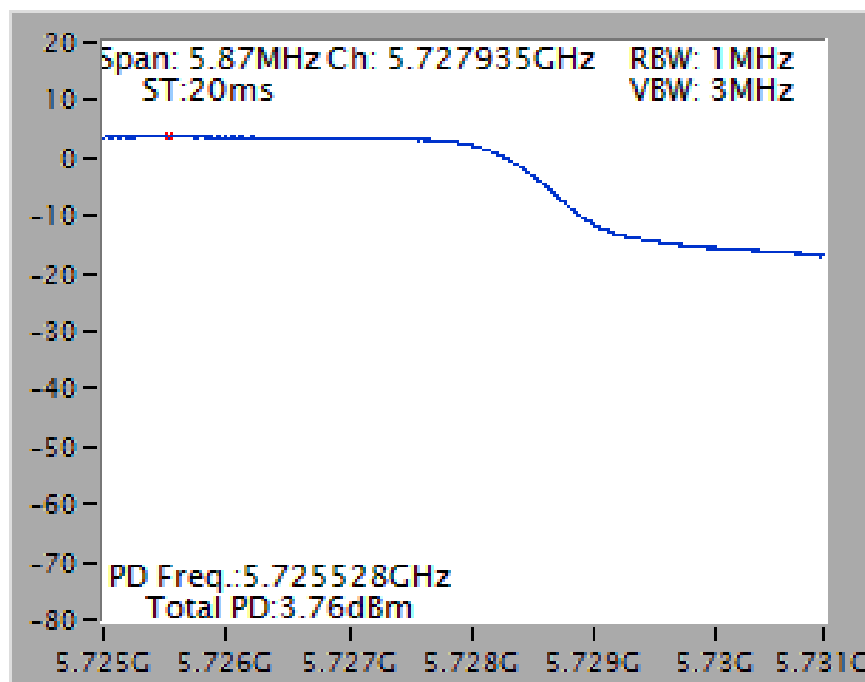
Power Density Plot on Configuration IEEE 802.11ac MCS0/Nss1 VHT40 / Chain 1 + Chain 2 + Chain 3 + Chain 4 / 5710 MHz (UNII 3)



Power Density Plot on Configuration IEEE 802.11ac MCS0/Nss1 VHT80 / Chain 1 + Chain 2 + Chain 3 + Chain 4 / 5690 MHz (UNII 2C)

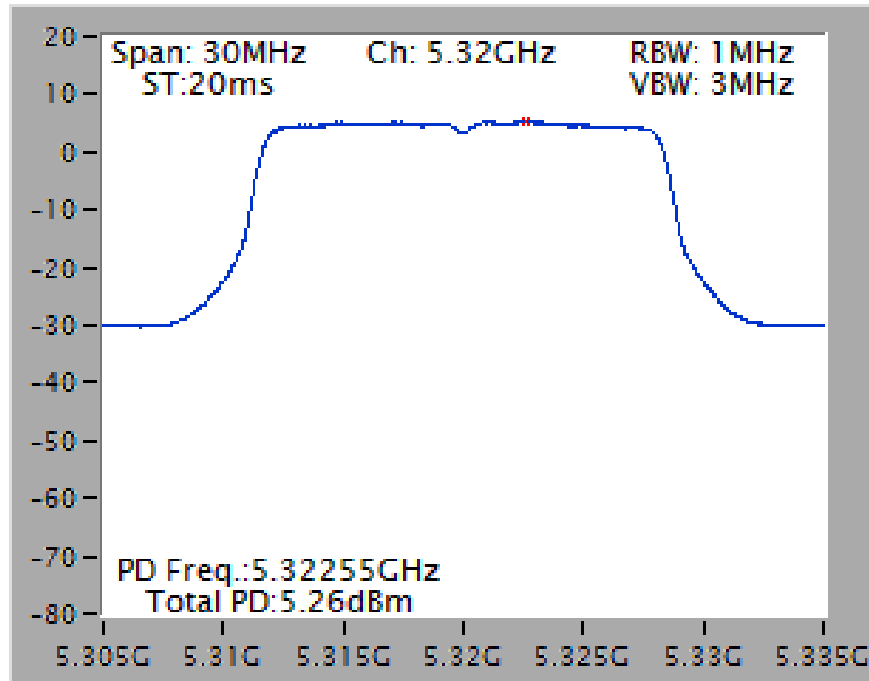


Power Density Plot on Configuration IEEE 802.11ac MCS0/Nss1 VHT80 / Chain 1 + Chain 2 + Chain 3 + Chain 4 / 5690 MHz (UNII 3)

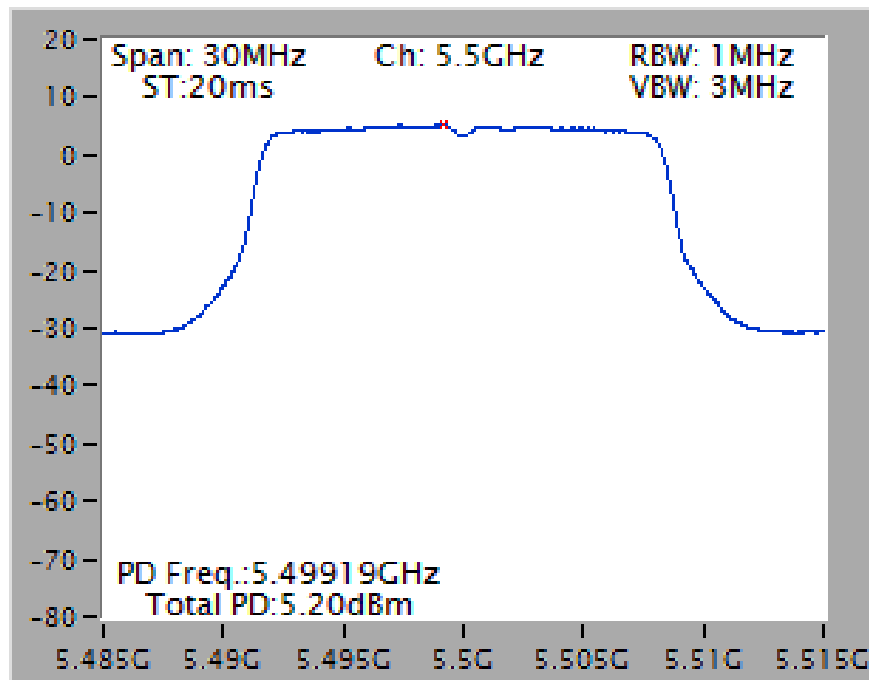


Mode 8: EUT 2 + Set 10 PIFA Antenna / Chain1:5.84 dBi, Chain2:5.50 dBi, Chain3:5.84 dBi, Chain4:5.65 dBi

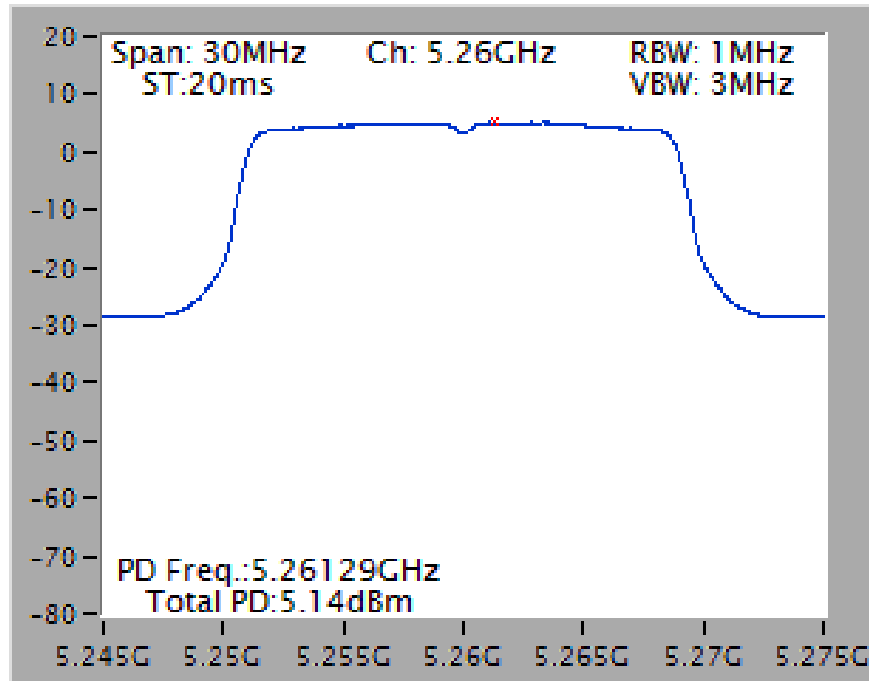
Power Density Plot on Configuration IEEE 802.11a / Chain 1 + Chain 2 + Chain 3 + Chain 4 / 5320 MHz



Power Density Plot on Configuration IEEE 802.11a / Chain 1 + Chain 2 + Chain 3 + Chain 4 / 5500 MHz



Power Density Plot on Configuration IEEE 802.11ac MCS0/Nss1 VHT20 / Chain 1 + Chain 2 + Chain 3 + Chain 4 / 5260 MHz



Power Density Plot on Configuration IEEE 802.11ac MCS0/Nss1 VHT20 / Chain 1 + Chain 2 + Chain 3 + Chain 4 / 5580 MHz

