

Annex 4: Set-up photographs
to TEST REPORT
No.: 17-1-0290002T24a

According to:
FCC Regulations
Part 15.225

ISED-Regulations
RSS-Gen, Issue 4
RSS-210, Issue 9

for

peiker acustic GmbH

WMI - Wireless Mobile Interface
WMI2-W205

FCC-ID: QWY-WMI2W205
ISED: 6588A-WMI2W205








Laboratory Accreditation and Listings		
 Deutsche Akkreditierungsstelle D-PL-12047-01-01 Accredited EMC-Test Laboratory	 Industry Canada Reg. No.: 3462D-1 Reg. No.: 3462D-2 Reg. No.: 3462D-3	 Voluntary Controls for Electromagnetic Emissions Reg. No.: R-20013, C-20009, T-20006, G-20013
 	 Lab Code: 20011130-00	 MRA US-EU 0003
accredited according to DIN EN ISO/IEC 17025		
<p align="center"> CETECOM GmbH Laboratory Radio Communications & Electromagnetic Compatibility Im Teelbruch 116 • 45219 Essen • Germany Registered in Essen, Germany, Reg. No.: HRB Essen 8984 Tel.: + 49 (0) 20 54 / 95 19-954 • Fax: + 49 (0) 20 54 / 95 19-964 E-mail: info@cetecom.com • Internet: www.cetecom.com </p>		
Laboratory Accreditation and Listings		

Table of contents

1. TEST SETUP PHOTOGRAPHS.....	3
---------------------------------------	----------

1. Test Setup Photographs

1.1. Conducted Test Setup (Normal & Extreme Test Conditions)




Photograph 1: EUT inside Temperature Chamber- Close View




Photograph 2: EUT inside Temperature Chamber- Overall View

1.2. Radiated Spurious Emissions – 9 kHz to 30 MHz



Photograph 3: Overall View- 9 kHz-30 MHz- EUT Laying - Front Side

1.3. Radiated Spurious Emissions – 30 MHz to 1 GHz



Photograph 4: Close View -9 kHz-30 MHz- EUT Laying - Front Side