

Annex 4: Set-up photographs
TEST REPORT
 No.: 17-1-0290002T23a

According to:
FCC Regulations
 Part 15.225

ISED-Regulations
 RSS-Gen, Issue 4
 RSS-210, Issue 9

for

peiker acustic GmbH

WMI - Wireless Mobile Interface
 WMI2-W205-M1

FCC-ID: QWY-WMI2W205
ISED: 6588A-WMI2W205









Laboratory Accreditation and Listings		
 Deutsche Akkreditierungsstelle D-PL-12047-01-01 Accredited EMC-Test Laboratory	 Industry Canada Reg. No.: 3462D-1 Reg. No.: 3462D-2 Reg. No.: 3462D-3	 Voluntary Controls for Electromagnetic Emissions Reg. No.: R-20013, C-20009, T-20006, G-20013
 	 Lab Code: 20011130-00	 MRA US-EU 0003
accredited according to DIN EN ISO/IEC 17025		
<p align="center"> CETECOM GmbH Laboratory Radio Communications & Electromagnetic Compatibility Im Teelbruch 116 • 45219 Essen • Germany Registered in Essen, Germany, Reg. No.: HRB Essen 8984 Tel.: + 49 (0) 20 54 / 95 19-954 • Fax: + 49 (0) 20 54 / 95 19-964 E-mail: info@cetecom.com • Internet: www.cetecom.com </p>		
Laboratory Accreditation and Listings		

Table of contents


1. TEST SETUP PHOTOGRAPHS.....	3
---------------------------------------	----------

1. Test Setup Photographs

1.1. Radiated Spurious Emissions



Photograph 1: Overall View- 9 kHz-30 MHz- EUT Laying - Front Side



Photograph 2: Close View- 9 kHz-30 MHz- EUT Laying - Front Side
Remark: The project number 17-1-02305 is also valid for this measurement.