

Annex 1: Diagrams of the measurements to
TEST REPORT
 No.: 17-1-0290002T23a

According to:
FCC Regulations
 Part 15.225

ISED-Regulations
 RSS-Gen, Issue 4
 RSS-210, Issue 9

for

peiker acoustic GmbH

WMI - Wireless Mobile Interface
 WMI2-W205-M1

FCC-ID: QWY-WMI2W205
ISED: 6588A-WMI2W205








| Laboratory Accreditation and Listings | | |
|--|---|--|
|  Deutsche Akkreditierungsstelle D-PL-12047-01-01 Accredited EMC-Test Laboratory |  Industry Canada Reg. No.: 3462D-1 Reg. No.: 3462D-2 Reg. No.: 3462D-3 |  Voluntary Controls for Electromagnetic Emissions Reg. No.: R-20013, C-20009, T-20006, G-20013 |
|   |  Lab Code: 20011130-00 |  MRA US-EU 0003 |
| accredited according to DIN EN ISO/IEC 17025 | | |
| <p align="center"> CETECOM GmbH Laboratory Radio Communications & Electromagnetic Compatibility Im Teelbruch 116 • 45219 Essen • Germany Registered in Essen, Germany, Reg. No.: HRB Essen 8984 Tel.: + 49 (0) 20 54 / 95 19-954 • Fax: + 49 (0) 20 54 / 95 19-964 E-mail: info@cetecom.com • Internet: www.cetecom.com </p> | | |
| Laboratory Accreditation and Listings | | |

Table of contents

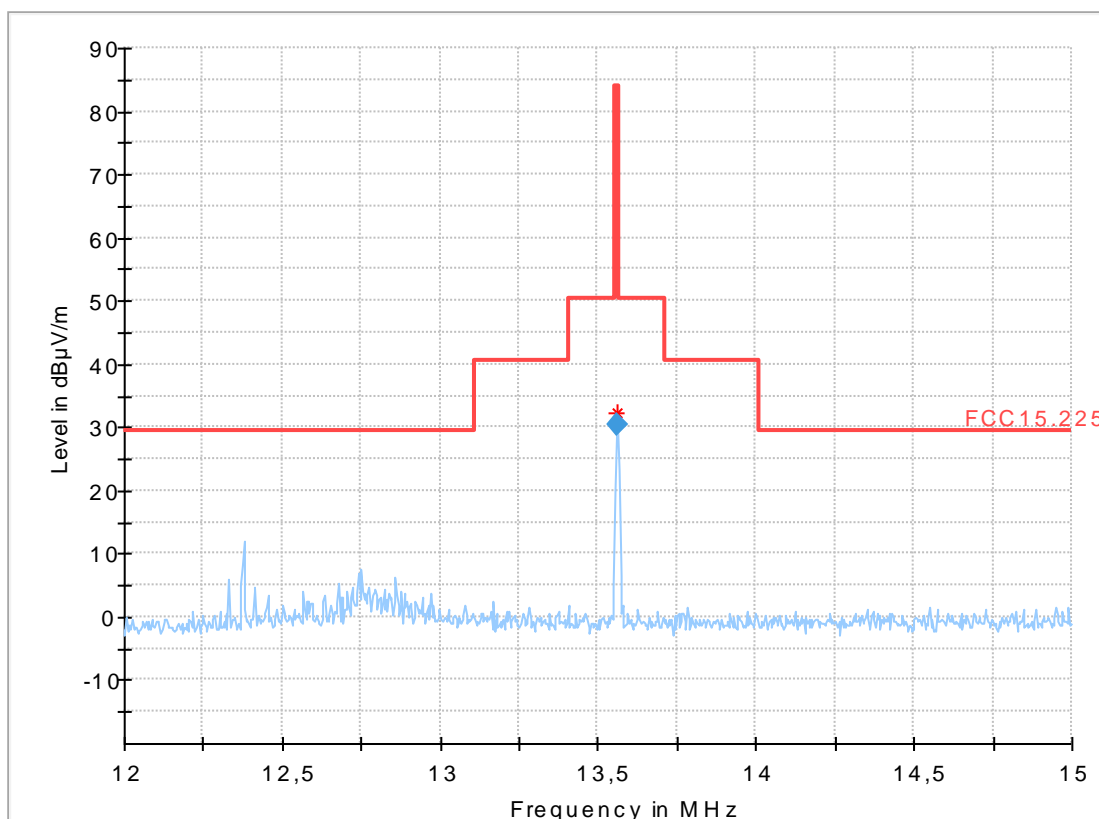
| | |
|---|----------|
| 1. MEASUREMENT DIAGRAMS WITH EXTERNAL ANTENNA..... | 3 |
| 1.1. Field strength emissions within band 13.110-14.010 MHz | 3 |
| 1.2. Transmitter spurious emissions below 30 MHz..... | 5 |

1. Measurement diagrams with external antenna

1.1. Field strength emissions within band 13.110-14.010 MHz

2.03_NFC_external_ant_spectrum_mask_laying

Full Spectrum



Final_Result

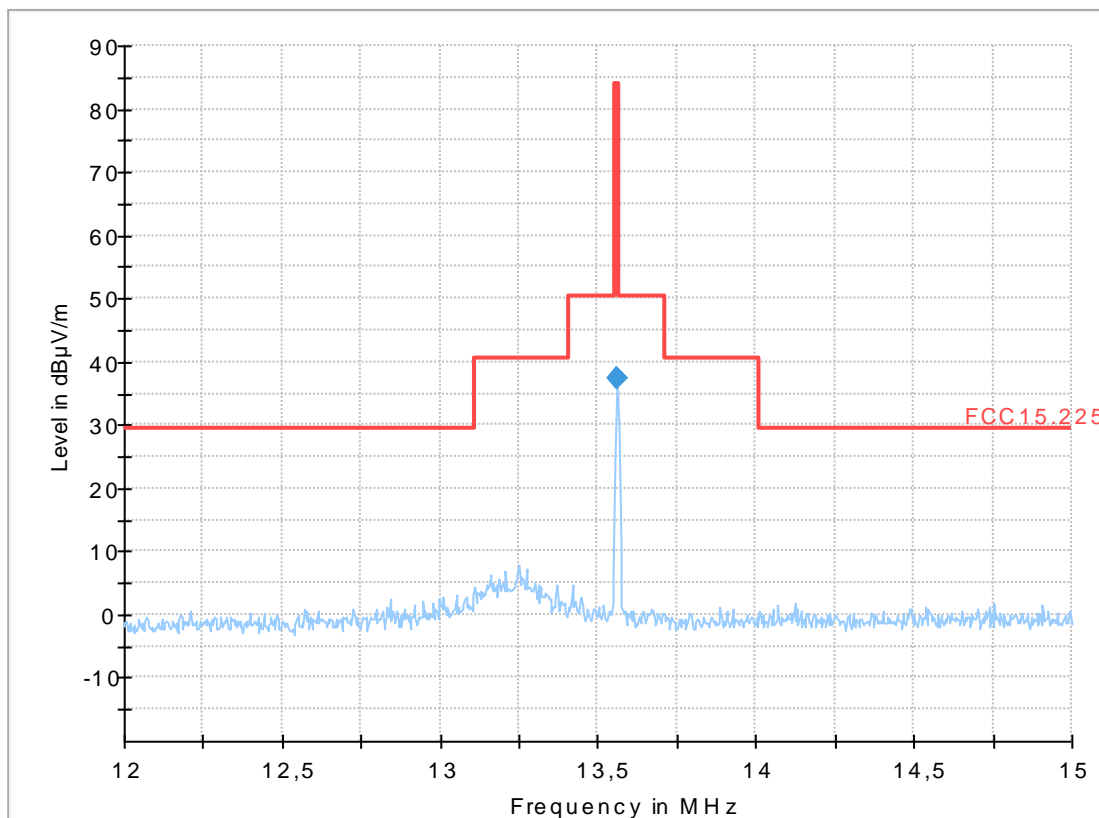
| Frequency (MHz) | Final (dBµV/m) | Limit (dBµV/m) | Margin (dB) | Meas. Time (ms) | Bandwidth (kHz) | Height (cm) | Pol | Azimuth (deg) | Corr. (dB) |
|-----------------|----------------|----------------|-------------|-----------------|-----------------|-------------|-----|---------------|------------|
| 13.562000 | 30.43 | 84.00 | 53.57 | 1000.0 | 10.000 | 100.0 | V | 108.0 | -11.8 |

(continuation of the "Final_Result" table from column 16 ...)

| Frequency (MHz) | Comment |
|-----------------|-----------------------|
| 13.562000 | 20:03:40 - 04.04.2018 |

2.04_NFC_external_ant_spectrum_mask_standing

Full Spectrum



Final_Result

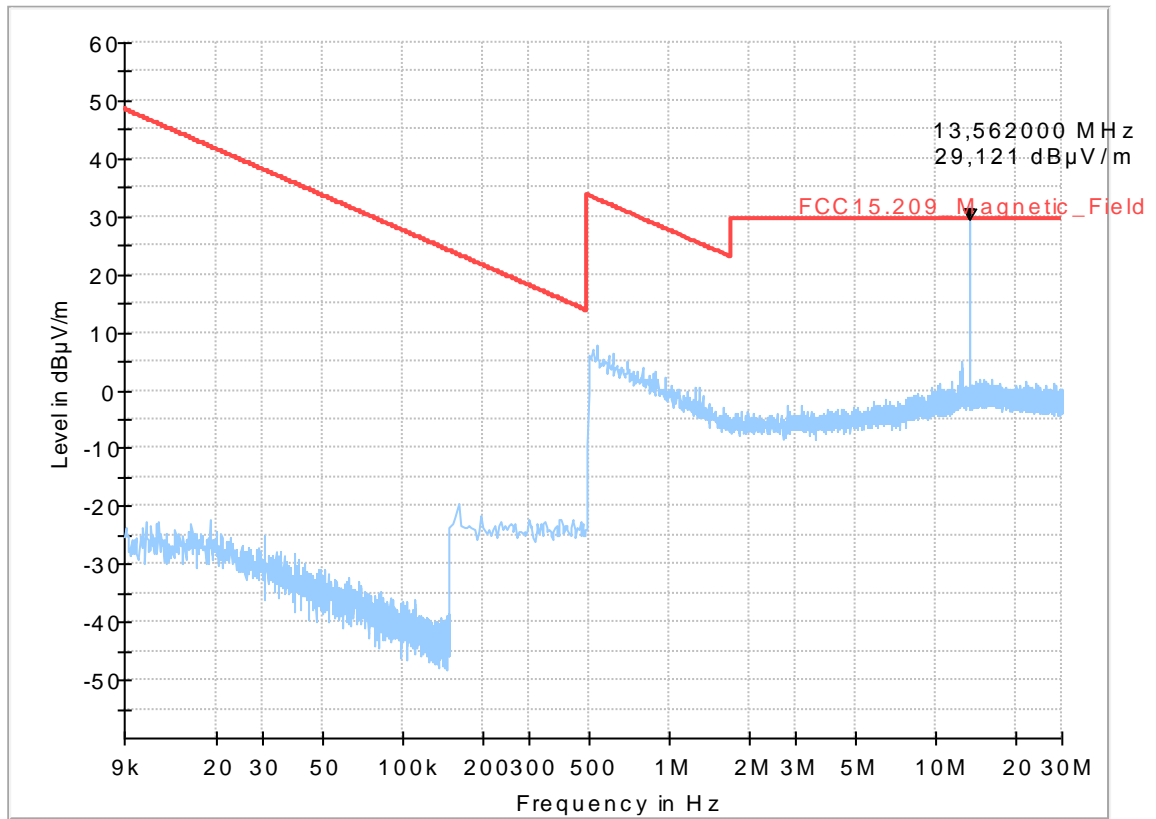
| Frequency (MHz) | Final (dBµV/m) | Limit (dBµV/m) | Margin (dB) | Meas. Time (ms) | Bandwidth (kHz) | Height (cm) | Pol | Azimuth (deg) | Corr. (dB) |
|-----------------|----------------|----------------|-------------|-----------------|-----------------|-------------|-----|---------------|------------|
| 13.562000 | 37.27 | 84.00 | 46.73 | 1000.0 | 10.000 | 100.0 | H | 129.0 | -11.8 |

(continuation of the "Final_Result" table from column 16 ...)

| Frequency (MHz) | Comment |
|-----------------|-----------------------|
| 13.562000 | 20:26:15 - 04.04.2018 |

1.2. Transmitter spurious emissions below 30 MHz
2.01_NFC_external_ant_laying

Full Spectrum



2.02_NFC_external_ant_standing

Full Spectrum

