

Annex 3: Test Setup Photographs
to
TEST REPORT
No.: 17-1-0290002T08e-C1

According to:
FCC Regulations
§1.1310
§1.1307(b)
§ 2.1091 & 2.1093

for

peiker acoustic GmbH

Wireless Mobile Interface
WMI2-W205
2609-090-305-51









Laboratory Accreditation and Listings		
 <small>Deutsche Akkreditierungsstelle D-PL-12047-01-01</small> Accredited EMC-Test Laboratory	 Industry Canada Reg. No.: 3462D-1 Reg. No.: 3462D-2 Reg. No.: 3462D-3	 Voluntary Controls for Electromagnetic Emissions Reg. No.: R-4452, C-20009, T-20006, G-20013
 	 <small>Lab Code: 20011130-00</small>	 FEDERAL COMMUNICATIONS COMMISSION U.S.A. MRA US-EU 0003
accredited according to DIN EN ISO/IEC 17025		
<p>CETECOM GmbH Laboratory Radio Communications & Electromagnetic Compatibility Im Teelbruch 116 • 45219 Essen • Germany Registered in Essen, Germany, Reg. No.: HRB Essen 8984 Tel.: + 49 (0) 20 54 / 95 19-954 • Fax: + 49 (0) 20 54 / 95 19-964 E-mail: info@cetecom.com • Internet: www.cetecom.com</p>		

TABLE OF CONTENTS:


1. TEST SETUP PHOTOGRAPH

3


1. Test Setup Photographs




Photograph 1: Measurements in the anechoic chamber, 5 cm distance between measurement probe and EUT, Position 1



Photograph 2: Measurements in the anechoic chamber, 15cm distance between measurement probe and EUT , Position 1




Photograph 3 Measurements in the anechoic chamber, 5 cm distance between measurement probe and EUT, Position 2




Photograph 4: Measurements in the anechoic chamber, 15cm distance between measurement probe and EUT, Position 2




Photograph 5: Measurements in the anechoic chamber, 5cm distance between measurement probe and EUT, Position 3




Photograph 6: Measurements in the anechoic chamber, 15cm distance between measurement probe and EUT, Position 3




Photograph 7: Measurements in the anechoic chamber, 5cm distance between measurement probe and EUT, Position 4




Photograph 8: Measurements in the anechoic chamber, 15cm distance between measurement probe and EUT, Position 4



Photograph 9: Measurements in the anechoic chamber, 5cm distance between measurement probe and EUT, Position 5



Photograph 10: Measurements in the anechoic chamber, 15cm distance between measurement probe and EUT, Position 5



Photograph 11: Measurements in the anechoic chamber, 20cm distance between measurement probe and EUT, Position 5