

Annex 2: External photographs to
T E S T R E P O R T
 No.: 17-1-0290002T10a

According to:
FCC Regulations
 Part 18.305

for
Peiker acoustic GmbH

Wireless Mobile Interface
WMI2-W205

FCC-ID: QWY-WMI2W205







Laboratory Accreditation and Listings		
 <p>Deutsche Akkreditierungsstelle D-PL-12047-01-01</p> <p>Accredited EMC-Test Laboratory</p>	 <p>Industry Canada</p> <p>Reg. No.: 3462D-1 Reg. No.: 3462D-2 Reg. No.: 3462D-3</p>	 <p>Voluntary Controls for Electromagnetic Emissions</p> <p>Reg. No.: R-20013, C-20009, T-20006, G-20013</p>
 <p>AUTHORIZED RF LABORATORY</p>	 <p>Authorized™ Test Lab</p> <p>Lab Code: 20011130-00</p>	 <p>MRA US-EU 0003</p>
accredited according to DIN EN ISO/IEC 17025		
<p align="center">CETECOM GmbH Laboratory Radio Communications & Electromagnetic Compatibility Im Teelbruch 116 • 45219 Essen • Germany Registered in Essen, Germany, Reg. No.: HRB Essen 8984 Tel.: + 49 (0) 20 54 / 95 19-954 • Fax: + 49 (0) 20 54 / 95 19-964 E-mail: info@cetecom.com • Internet: www.cetecom.com</p>		
Laboratory Accreditation and Listings		

TABLE OF CONTENTS

1. EXTERNAL PHOTOGRAPHS.....	3
1.1. Device under test (EUT/DUT).....	3
1.2. Auxiliary equipment (AE)	4

1. External photographs

1.1. Device under test (EUT/DUT)




Photograph 1: EUT A Front side view



Photograph 2: EUT A Back side view


1.2. Auxiliary equipment (AE)




Photograph 1: AE 1 front side view



Photograph 2: AE 1 back side view



Photograph 3: AE 2 Wireless charging receiver + AE 3 Electronic load



Photograph 4: AE 4 Main harness