







Annex 2: EUT External Photographs to  
**TEST REPORT**  
 No.: 17-1-0290001T07

According to:  
**FCC Regulations**  
 Part 18.305  
 Part 18.307

for

**Peiker acustic GmbH**  
 Wireless Mobile Interface  
 WMI2-W167-M1  
 2609-090-403-51

FCC-ID: QWY-WMI2W167


Laboratory Accreditation and Listings			
 <p><b>DAkkS</b>          Deutsche          Akkreditierungsstelle          D-PL-12047-01-01</p>	 <p>FEDERAL COMMUNICATIONS COMMISSION  <b>FC</b>          • USA •          MRA US-EU 0003</p>	 <p>Industry Canada          Reg. No.: 3462D-1          Reg. No.: 3462D-2          Reg. No.: 3462D-3</p>	 <p>Voluntary Controls for          Electromagnetic Emissions          Reg. No.:          R-2666 C-2914,          T-1967, G-301</p>
 <p><b>WiFi</b>™          AUTHORIZED          RF LABORATORY          ALLIANCE</p>	 <p><b>ctia</b> Authorized™          Test Lab          Lab Code: 20011130-00</p>		
accredited according to DIN EN ISO/IEC 17025			
<p align="center"><b>CETECOM GmbH</b>          Laboratory Radio Communications &amp; Electromagnetic Compatibility          Im Teelbruch 116 • 45219 Essen • Germany          Registered in Essen, Germany, Reg. No.: HRB Essen 8984          Tel.: + 49 (0) 20 54 / 95 19-954 • Fax: + 49 (0) 20 54 / 95 19-964          E-mail: info@cetecom.com • Internet: www.cetecom.com</p>			

## Table of contents


<b>1. EXTERNAL PHOTOGRAPHS OF EUT:</b> .....	<b>3</b>
1.1. External Photographs .....	3

# 1. External photographs of EUT:

## 1.1. External Photographs



Photograph 1: EUT A – Front Top Side




Photograph 2: EUT A Bottom side



Photograph 3: EUT A Rear side with connector




Photograph 4: EUT A side with ventilator



Photograph 5: AE 1- Main Wiring



Photograph 6: AE 2- USB CAN Adapter



**Photograph 7: AE 4 Wireless charging receiver + AE 5 Electronic load**