

Annex 2: EUT External Photographs to
TEST REPORT
 No.: 17-1-0290001T06

According to:
FCC Regulations
 Part 15.225

IC-Regulations
 RSS-Gen, Issue 4
 RSS-210, Issue 9 (Sub-Chapter B.6)

for

Peiker acustic GmbH
WMI2-W167-M1
2609-090-403-51

FCC-ID: QWY-WMI2W167
 IC: 6588A- WMI2W167
 PMN: Wireless Mobile Interface
 HVIN: WMI2-W167-M1








Laboratory Accreditation and Listings			
 <p>DAkkS Deutsche Akkreditierungsstelle D-PL-12047-01-01</p>	 <p>FEDERAL COMMUNICATIONS COMMISSION FC • U S A • MRA US-EU 0003</p>	 <p>Industry Canada Reg. No.: 3462D-1 Reg. No.: 3462D-2 Reg. No.: 3462D-3</p>	 <p>Voluntary Controls for Electromagnetic Emissions Reg. No.: R-4552 C-20009, T-20006, G-20013</p>
 <p>WiFi ALLIANCE AUTHORIZED RF LABORATORY</p>	 <p>ctia AuthorizedTM Test Lab Lab Code: 20011130-00</p>		
accredited according to DIN EN ISO/IEC 17025			
<p align="center">CETECOM GmbH Laboratory Radio Communications & Electromagnetic Compatibility Im Teelbruch 116 • 45219 Essen • Germany Registered in Essen, Germany, Reg. No.: HRB Essen 8984 Tel.: + 49 (0) 20 54 / 95 19-954 • Fax: + 49 (0) 20 54 / 95 19-964 E-mail: info@cetecom.com • Internet: www.cetecom.com</p>			

Table of contents


1. EXTERNAL PHOTOGRAPHS OF EUT:	3
1.1. External Photographs	3

1. External photographs of EUT:

1.1. External Photographs



Photograph 1: EUT A – Front Top Side




Photograph 2: EUT A Bottom side



Photograph 3: EUT A Rear side with connector




Photograph 4: EUT A side with ventilator



Photograph 5: AE 1- Main Wiring



Photograph 6: AE 2- USB CAN Adapter



Photograph 7: AE 4- NFC Sample Tag