







Annex 4: Set-up Photographs  
to TEST REPORT  
No.: TR-15-1-0008101-02a

According to  
**FCC Regulations:**  
Part 22, Part 24

for  
peiker acoustic GmbH & Co. KG

GSM/E-GPRS/W-CDMA Wireless Module  
V1140-103-1

FCC-ID: QWY-V1140-103


Laboratory Accreditation and Listings			
 <b>DAkks</b> Deutsche Akkreditierungsstelle D-PL-12047-01-01	 FEDERAL COMMUNICATIONS COMMISSION USA • MEXICO MRA US-EU 0003	 Industry Canada Reg. No.: 3462D-1 Reg. No.: 3462D-2 Reg. No.: 3462D-3	 Voluntary Controls for Electromagnetic Emissions Reg. No.: R-2666 C-2914, T-1967, G-301
 <b>WiFi</b> ALLIANCE AUTHORIZED RF LABORATORY	 <b>CTIA Authorized Test Lab</b> LAB CODE 20011130-00		
accredited according to DIN EN ISO/IEC 17025			
<p align="center"> <b>CETECOM GmbH</b>                      Laboratory Radio Communications &amp; Electromagnetic Compatibility                      Im Teelbruch 116 • 45219 Essen • Germany                      Registered in Essen, Germany, Reg. No.: HRB Essen 8984                      Tel.: + 49 (0) 20 54 / 95 19-954 • Fax: + 49 (0) 20 54 / 95 19-964                      E-mail: info@cetecom.com • Internet: www.cetecom.com                 </p>			

## **Table of contents**


<b>1. SET-UP PHOTOGRAPHS .....</b>	<b>3</b>
1.1. Anechoic chamber .....	3

## 1. Set-up photographs

### 1.1. Anechoic chamber



Photograph 1: EUT1 (overview)



**Photograph 2: Set-up (close view)**