

Annex 1: Test set-up photographs  
to  
**PARTIAL TEST REPORT**  
No.: 6-0491-14-14-2g

According to:  
**FCC Regulations**  
Part 22, Part 24

**IC-Regulations**  
RSS-132, RSS-133, RSS-Gen







for

peiker acustic GmbH & Co. KG

GSM/GPRS/E-GPRS/W-CDMA Wireless Module V1140-103

FCC-ID: QWY-V1140-103

IC-ID: 6588A-V1140103 , PMN: LTE-NAD , HVIN: V1140-103

Laboratory Accreditation and Listings			
 <p><b>DAkkS</b> Deutsche Akkreditierungsstelle D-PL-12047-01-01</p>	 <p>FEDERAL COMMUNICATIONS COMMISSION <b>FC</b> USA Reg. No.: 736496 MRA US-EU 0003</p>	 <p>Industry Canada Reg. No.: 3462D-1 Reg. No.: 3462D-2 Reg. No.: 3462D-3</p>	 <p>Voluntary Controls for Electromagnetic Emissions Reg. No.: R-2666 C-2914, T-1967, G-301</p>
 <p><b>WiFi</b> ALLIANCE AUTHORIZED RF LABORATORY</p>	 <p><b>CTIA</b> Authorized Test Lab LAB CODE 20011130-00</p>		
accredited according to DIN EN ISO/IEC 17025			
<p><b>CETECOM GmbH</b> Laboratory Radio Communications &amp; Electromagnetic Compatibility Im Teelbruch 116 • 45219 Essen • Germany Registered in Essen, Germany, Reg. No.: HRB Essen 8984 Tel.: + 49 (0) 20 54 / 95 19-954 • Fax: + 49 (0) 20 54 / 95 19-964 E-mail: info@cetecom.com • Internet: www.cetecom.com</p>			


## Table of contents

<b>1. TEST SETUP-UP PHOTOGRAPHS .....</b>	<b>3</b>
Photograph 1: Radiated field strength measurements in FAR (Fully Anechoic Chamber) .....	3
Photograph 2: Radiated field strength measurements in FAR (Fully Anechoic Chamber) .....	3

## 1. Test setup-up photographs



**Photograph 1:** Radiated field strength measurements in FAR (Fully Anechoic Chamber)



**Photograph 2:** Radiated field strength measurements in FAR (Fully Anechoic Chamber)