

Annex 3: Set-up photographs to
TEST REPORT
 No.: 6-0315-13-1-8a/b

According to:
FCC Regulations
 Part 22, Part 24

IC-Regulations
 RSS-132, RSS-133, RSS-Gen

for

Peiker Acoustic GmbH & Co. KG

GSM/GPRS/E-GPRS/W-CDMA Wireless Module V1140-103

FCC-ID: QWY-V1140-103
 IC: 6588A-V1140103








Laboratory Accreditation and Listings			
 DAkKS Deutsche Akkreditierungsstelle D-PL-12047-01-01	 FEDERAL COMMUNICATIONS COMMISSION USA Reg. No.: 736496 MRA US-EU 0003	 Industry Canada Reg. No.: 3462D-1 Reg. No.: 3462D-2 Reg. No.: 3462D-3	 Voluntary Controls for Electromagnetic Emissions Reg. No.: R-2666 C-2914, T-1967, G-301
 WiFi ALLIANCE AUTHORIZED RF LABORATORY	 CTIA Authorized Test Lab LAB CODE 20011130-00		
accredited according to DIN EN ISO/IEC 17025			
<p align="center"> CETECOM GmbH Laboratory Radio Communications & Electromagnetic Compatibility Im Teelbruch 116 • 45219 Essen • Germany Registered in Essen, Germany, Reg. No.: HRB Essen 8984 Tel.: + 49 (0) 20 54 / 95 19-954 • Fax: + 49 (0) 20 54 / 95 19-964 E-mail: info@cetecom.com • Internet: www.cetecom.com </p>			


Table of contents

1. SET-UP PHOTOGRAPHS3


1. Set-up photographs



Photograph 1: Measurements in fully-anechoic chamber (overall view)



Photograph 2: Measurements in fully-anechoic chamber (closer view EUT set-up)



Photograph 3: Conducted measurements (close-up view)