

Annex 4: Measurement diagrams to
TEST REPORT
 No.: 6-0315-13-1-3c

According to:
FCC Regulations
 Part 22, Part 24, Part 27

IC-Regulations
 RSS-132 Issue 3, RSS-133 Issue 5
 RSS-139 Issue 2, RSS-Gen Issue 3

for

Peiker Acoustic GmbH & Co. KG

GSM/W-CDMA/LTE Module V1140-101
 + Antenna US34105
 (LTE-Mode)

FCC-ID: QWY-V1140-101
 IC: 6588A-V1140101







Laboratory Accreditation and Listings			
 <p>DAkkS Deutsche Akkreditierungsstelle D-PL-12047-01-01</p>	 <p>FEDERAL COMMUNICATIONS COMMISSION FC U.S.A. Reg. No.: 736496 MRA US-EU 0003</p>	 <p>Industry Canada Reg. No.: 3462D-1 Reg. No.: 3462D-2 Reg. No.: 3462D-3</p>	 <p>Voluntary Controls for Electromagnetic Emissions Reg. No.: R-2666 C-2914, T-1967, G-301</p>
 <p>WiFi ALLIANCE AUTHORIZED RF LABORATORY</p>	 <p>CTIA Authorized Test Lab LAB CODE 20011130-00</p>		
accredited according to DIN EN ISO/IEC 17025			
<p align="center">CETECOM GmbH Laboratory Radio Communications & Electromagnetic Compatibility Im Teelbruch 116 • 45219 Essen • Germany Registered in Essen, Germany, Reg. No.: HRB Essen 8984 Tel.: + 49 (0) 20 54 / 95 19-954 • Fax: + 49 (0) 20 54 / 95 19-964 E-mail: info@cetecom.com • Internet: www.cetecom.com</p>			

Table of contents:

1. MEASUREMENT DIAGRAMS LTE-MODE	3
1.1. Spurious emissions radiated (LTE Band II).....	3
1.2. Spurious emissions radiated (LTE Band IV)	8
1.3. Spurious emissions radiated (LTE Band V)	11
1.4. Spurious emissions radiated (LTE Band XVII).....	16
1.5. Radiated emissions – band-edge (LTE Band II).....	19
1.6. Radiated emissions – band-edge (LTE Band IV)	23
1.7. Radiated emissions – band-edge (LTE Band V).....	27
1.8. Radiated emissions – band-edge (LTE Band XVII)	31
1.9. 26dBc Emission bandwidth	35
1.10. 99% occupied bandwidth.....	53
1.11. Spurious emissions conducted (LTE Band II)	71
1.12. Spurious emissions conducted (LTE Band IV).....	83
1.13. Spurious emissions conducted (LTE Band XVII)	107
1.14. Conducted emissions – band - edge (LTE Band II).....	119
1.15. Conducted emissions – band - edge (LTE Band IV)	123
1.16. Conducted emissions – band - edge (LTE Band V).....	127
1.17. Conducted emissions – band - edge (LTE Band XVII).....	131

1. Measurement diagrams LTE-mode

1.1. Spurious emissions radiated (LTE Band II)

8.20a_RSE_R_Ch18607_BW1.4_RB1_standing

Common Information

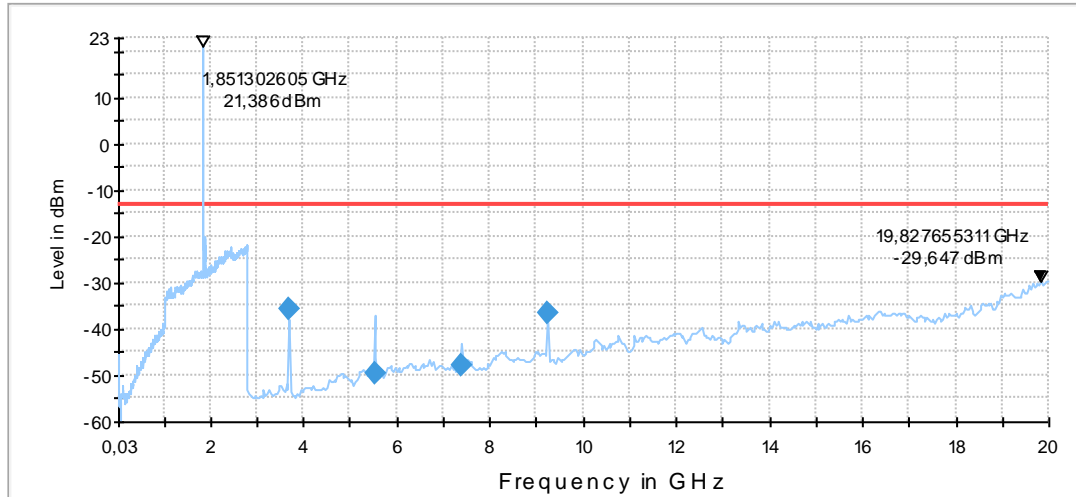
Test Description: Radiated Spurious Emissions UMTS FDDII
 Test Site Location: CETECOM GmbH Essen
 Test Site: Fully Anechoic Room (FAR)
 Test Standard: FCC Part 24
 Operating Mode: UE allocated channel 18607; BW1,4 MHz; 1 RB
 Environmental Conditions: Humidity: 52%rH; Temperature:27°C
 Operator: YZH
 Remarks: EUT- standing position

EUT Information

Manufacturer: Peiker
 Model: Wireless Module
 Type: GSM/E-GPRS/W-CDMA/LTE

 EUT: PKD0424AB0o
 HW version: 3.0
 SW version: M9615A-CETWTAZM-5.0.17006
 SVN: -
 Config: -
 Serial number: US#405V1140-101HW1613
 Connected Interfaces: -
 Power Supply: 3.8V DC
 Comments: IMEI no. 004402-58-000004-4

030416_FCC_Part24_-LTE II_TX_all_channels_30M-20G_no_kipp



Final Result 1

Frequency (MHz)	MaxPeak (dBm)	Meas. Time (ms)	Bandwidth (kHz)	Polarization	Azimuth (deg)	Corr. (dB)	Margi n (dB)	Limit (dBm)	Com ment
3700.576153	-35.6	10000.0	1000.000	V	9.0	-94.9	22.6	-13.0	
5530.586172	-49.7	10000.0	1000.000	V	7.0	-89.9	36.7	-13.0	
7393.512025	-47.7	10000.0	1000.000	V	32.0	-84.3	34.7	-13.0	

8.20b_RSE_R_Ch18607_BW1.4_RB1_laying

Common Information

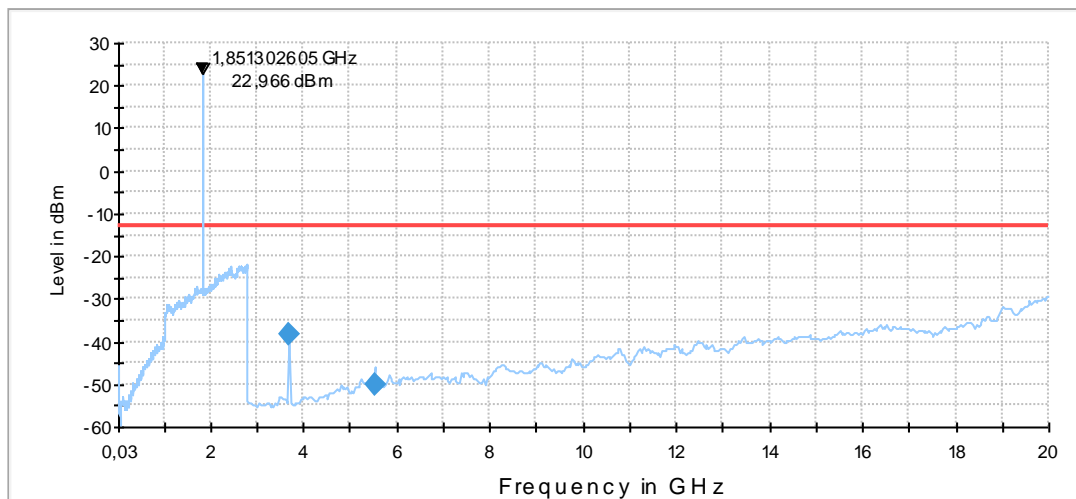
Test Description: Radiated Spurious Emissions LTE FDDII
 Test Site Location: CETECOM GmbH Essen
 Test Site: Fully Anechoic Room (FAR)
 Test Standard: FCC Part 24
 Operating Mode: UE allocated channel 9262
 Environmental Conditions: Humidity: 24%rH; Temperature: 43°C
 Operator: Hla

EUT Information

Manufacturer: Peiker
 Model: Wireless Module
 Type: GSM/E-GPRS/W-CDMA/LTE

 EUT: PKD0424AB0o
 HW version: 3.0
 SW version: M9615A-CETWTAZM-5.0.17006
 SVN: -
 Config: -
 Serial number: US#405V1140-101HW1613
 Connected Interfaces: -
 Power Supply: 3.8V DC
 Comments: IMEI no. 004402-58-000004-4

030416_FCC_Part24_-LTEII_TX_all_channels_30M-20G_no_kipp



Final Result 1

Frequency (MHz)	MaxPeak (dBm)	Meas. Time (ms)	Bandwidth (kHz)	Polarization	Azimuth (deg)	Corr. (dB)	Margin (dB)	Limit (dBm)	Comment
3700.576153	-38.5	10000.0	1000.000	V	162.0	-94.9	25.5	-13.0	
5529.934870	-50.3	10000.0	1000.000	V	16.0	-89.9	37.3	-13.0	

8.21a_RSE_R_Ch18900_BW5_RB10_standing

Common Information

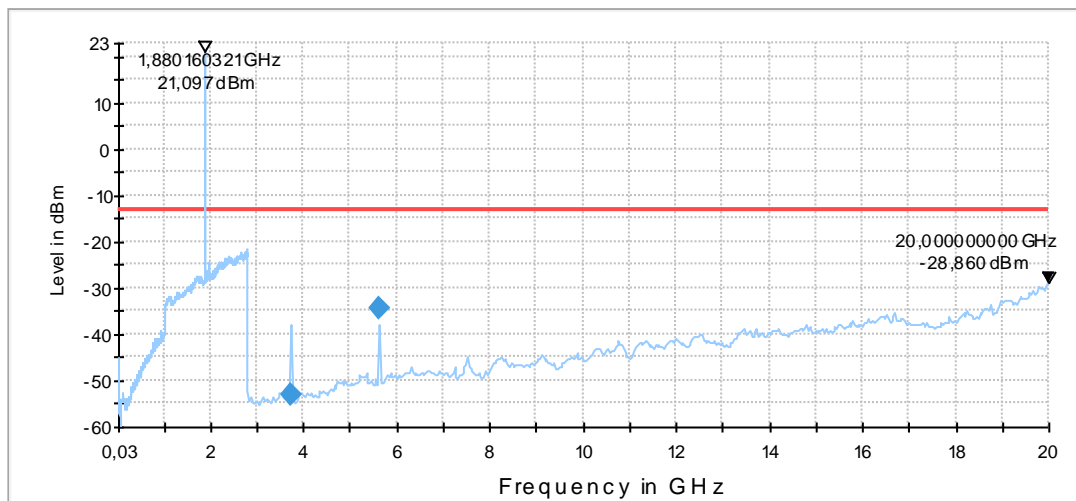
Test Description: Radiated Spurious Emissions UMTS FDDII
 Test Site Location: CETECOM GmbH Essen
 Test Site: Fully Anechoic Room (FAR)
 Test Standard: FCC Part 24
 Operating Mode: UE allocated channel 18900; BW5 MHz; RB 10
 Environmental Conditions: Humidity: 52%rH; Temperature:27°C
 Operator: YZH

EUT Information

Manufacturer: Peiker
 Model: Wireless Module
 Type: GSM/E-GPRS/W-CDMA/LTE

 EUT: PKD0424AB0o
 HW version: 3.0
 SW version: M9615A-CETWTAZM-5.0.17006
 SVN: -
 Config: -
 Serial number: US#405V1140-101HW1613
 Connected Interfaces: -
 Power Supply: 3.8V DC
 Comments: IMEI no. 004402-58-000004-4

030416_FCC_Part24_-LTEII_TX_all_channels_30M-20G_no_kipp



Final Result 1

Frequency (MHz)	MaxPeak (dBm)	Meas. Time (ms)	Bandwidth (kHz)	Polarization	Azimuth (deg)	Corr. (dB)	Margin (dB)	Limit (dBm)	Comment
3723.421844	-53.3	10000.0	1000.000	V	24.0	-95.0	40.3	-13.0	
5636.047094	-34.2	10000.0	1000.000	V	9.0	-89.7	21.2	-13.0	

8.21b_RSE_R_Ch18900_BW5_RB10_laying

Common Information

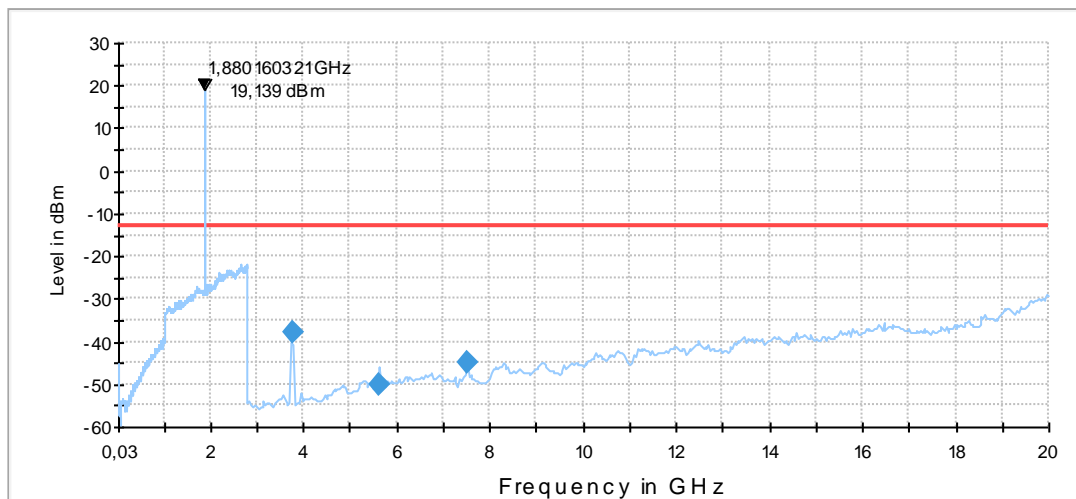
Test Description: Radiated Spurious Emissions LTE FDDII
 Test Site Location: CETECOM GmbH Essen
 Test Site: Fully Anechoic Room (FAR)
 Test Standard: FCC Part 24
 Operating Mode: UE allocated channel 9262
 Environmental Conditions: Humidity: 24%rH; Temperature: 43°C
 Operator: Hla

EUT Information

Manufacturer: Peiker
 Model: Wireless Module
 Type: GSM/E-GPRS/W-CDMA/LTE

EUT: PKD0424AB0o
 HW version: 3.0
 SW version: M9615A-CETWTAZM-5.0.17006
 SVN: -
 Config: -
 Serial number: US#405V1140-101HW1613
 Connected Interfaces: -
 Power Supply: 3.8V DC
 Comments: IMEI no. 004402-58-000004-4

030416_FCC_Part24_-LTEII_TX_all_channels_30M-20G_no_kipp



Final Result 1

Frequency (MHz)	MaxPeak (dBm)	Meas. Time (ms)	Bandwidth (kHz)	Height (cm)	Polarization	Azimuth (deg)	Corr. (dB)	Margin (dB)	Limit (dBm)
3762.650301	-38.0	10000.0	1000.000	155.0	V	275.0	-95.1	25.0	-13.0
5618.361724	-50.1	10000.0	1000.000	155.0	V	184.0	-89.8	37.1	-13.0
7527.379760	-45.0	10000.0	1000.000	155.0	V	135.0	-83.4	32.0	-13.0

(continuation of the "Final Result 1" table from column 10 ...)

Frequency (MHz)	Comment
3762.650301	
5618.361724	
7527.379760	

8.22_RSE_R_Ch19100_BW20_RB100

Common Information

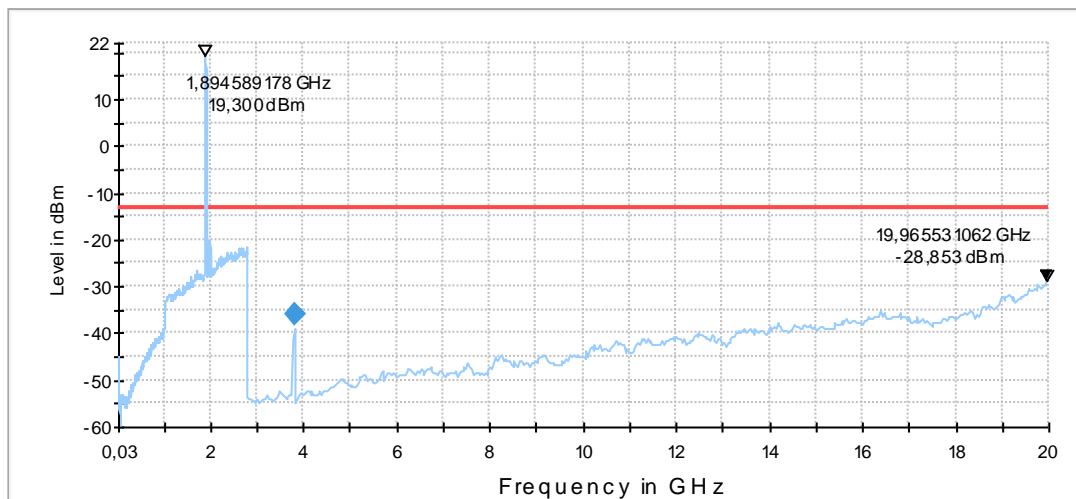
Test Description: Radiated Spurious Emissions LTE FDDII
 Test Site Location: CETECOM GmbH Essen
 Test Site: Fully Anechoic Room (FAR)
 Test Standard: FCC Part 24
 Operating Mode: Channel 19100, BW 20 MHz, RB 100
 Environmental Conditions: Humidity: 72%rH; Temperature: 20°C
 Operator: YZH

EUT Information

Manufacturer: Peiker
 Model: Wireless Module
 Type: GSM/E-GPRS/W-CDMA/LTE

 EUT: PKD0424AB0o
 HW version: 3.0
 SW version: M9615A-CETWTAZM-5.0.17006
 SVN: -
 Config: -
 Serial number: US#405V1140-101HW1613
 Connected Interfaces: -
 Power Supply: 3.8V DC
 Comments: IMEI no. 004402-58-000004-4

030416_FCC_Part24_-LTE II_TX_all_channels_30M-20G



Final Result 1

Frequency (MHz)	MaxPeak (dBm)	Meas. Time (ms)	Bandwidth (kHz)	Polarization	Azimuth (deg)	Elevation (deg)	Corr. (dB)	Margin (dB)	Limit (dBm)
3800.125250	-35.8	10000.0	1000.000	H	288.0	90.0	-95.2	22.8	-13.0

1.2. Spurious emissions radiated (LTE Band IV)

8.40_RSE_R_Ch19957_BW_1_4_QSPK

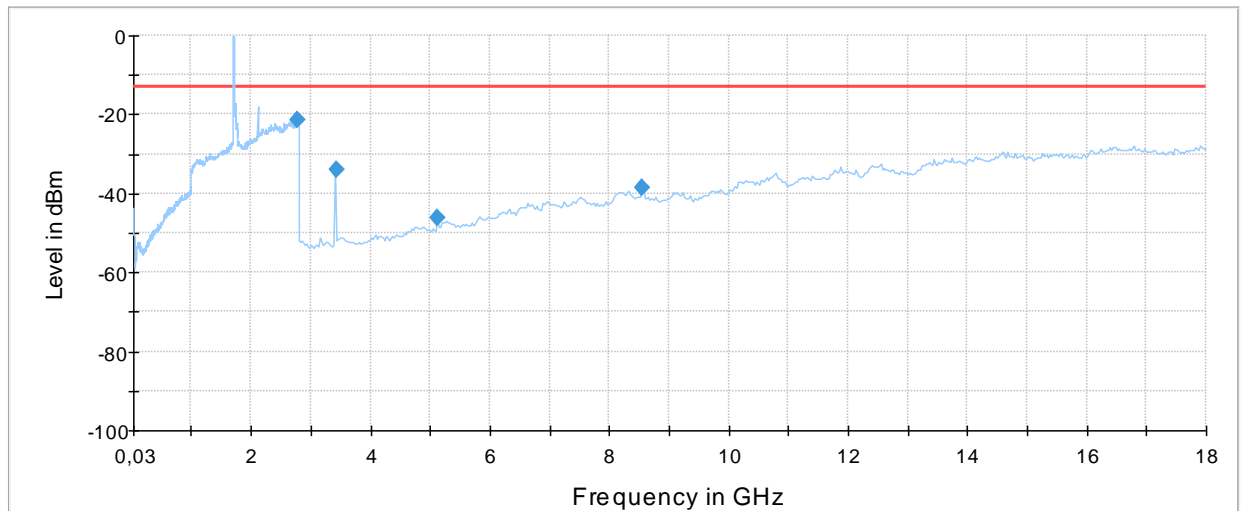
Common Information

Test Description:	Radiated Spurious Emissions LTE FDDIV
Test Site Location:	CETECOM GmbH Essen
Test Site:	Fully Anechoic Room (FAR)
Test Standard:	FCC Part 27
Operating Mode:	TX-MODE, Channel 20175
Environmental Conditions:	Humidity: 55%rH; Temperature: 24°C
Operator:	Lor/ABA

EUT Information

Manufacturer:	Peiker
Model:	Wireless Module
Type:	GSM/E-GPRS/W-CDMA/LTE

EUT:	PKD0424AB0o
HW version:	3.0
SW version:	M9615A-CETWTAZM-5.0.17006
SVN:	-
Config:	-
Serial number:	US#405V1140-101HW1613
Connected Interfaces:	-
Power Supply:	3.8V DC
Comments:	IMEI no. 004402-58-000004-4



8.41_RSE_R_Ch20175_BW10_QSPK

Common Information

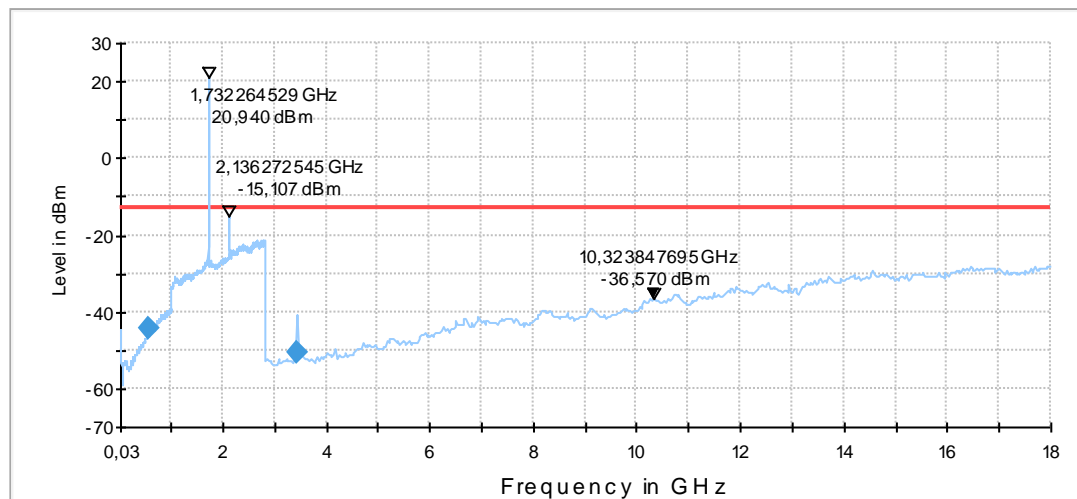
Test Description:	Radiated Spurious Emissions LTE FDDIV
Test Site Location:	CETECOM GmbH Essen
Test Site:	Fully Anechoic Room (FAR)
Test Standard:	FCC Part 27
Operating Mode:	TX-MODE, Channel 20175
Environmental Conditions:	Humidity: 55%rH; Temperature: 24°C
Operator:	Lor/ABA

EUT Information

Manufacturer:	Peiker
Model:	Wireless Module
Type:	GSM/E-GPRS/W-CDMA/LTE

EUT:	PKD0424AB0o
HW version:	3.0
SW version:	M9615A-CETWTAZM-5.0.17006
SVN:	-
Config:	-
Serial number:	US#405V1140-101HW1613
Connected Interfaces:	-
Power Supply:	3.8V DC
Comments:	IMEI no. 004402-58-000004-4

030419_FCC_Part27_LTEIV_TX_all_channels_30M-18G



Final Result 1

Frequency (MHz)	MaxPeak (dBm)	Meas. Time (ms)	Bandwidth (kHz)	Polarization	Azimuth (deg)	Elevation (deg)	Corr. (dB)	Margin (dB)	Limit (dBm)
579.949900	-44.2	10000.0	1000.000	H	77.0	90.0	-79.1	31.2	-13.0
3454.078157	-50.4	10000.0	1000.000	V	16.0	90.0	-94.3	37.4	-13.0

8.42_RSE_R_Ch20393_BW20_QSPK

Common Information

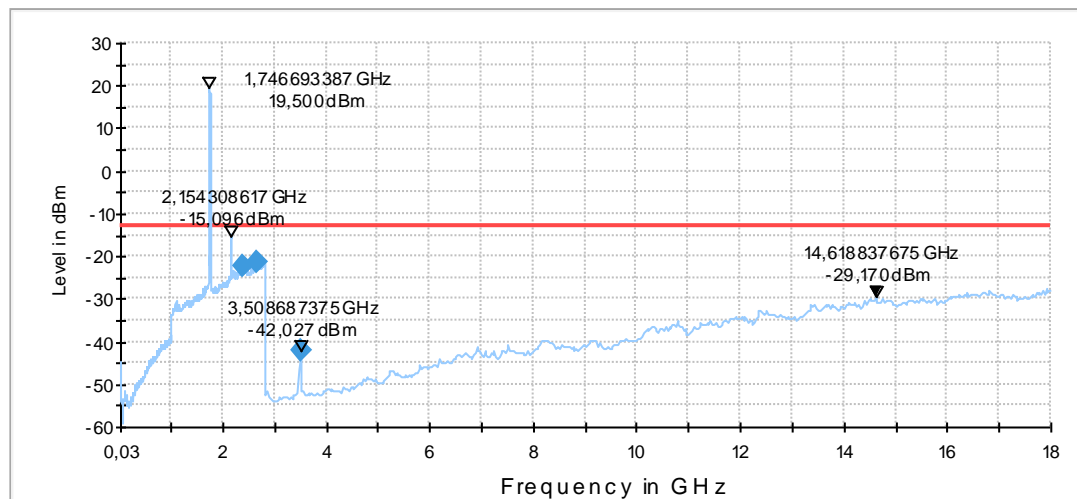
Test Description:	Radiated Spurious Emissions LTE FDDIV
Test Site Location:	CETECOM GmbH Essen
Test Site:	Fully Anechoic Room (FAR)
Test Standard:	FCC Part 27
Operating Mode:	TX-MODE, Channel 20393
Environmental Conditions:	Humidity: 54%rH; Temperature: 24°C
Operator:	ABA

EUT Information

Manufacturer:	Peiker
Model:	Wireless Module
Type:	GSM/E-GPRS/W-CDMA/LTE

EUT:	PKD0424AB0o
HW version:	3.0
SW version:	M9615A-CETWTAZM-5.0.17006
SVN:	-
Config:	-
Serial number:	US#405V1140-101HW1613
Connected Interfaces:	-
Power Supply:	3.8V DC
Comments:	IMEI no. 004402-58-000004-4

030419_FCC_Part27_LTEIV_TX_all_channels_30M-18G



Final Result 1

Frequency (MHz)	MaxPeak (dBm)	Meas. Time (ms)	Bandwidth (kHz)	Polarization	Azimuth (deg)	Elevation (deg)	Corr. (dB)	Margin (dB)	Limit (dBm)
2410.090180	-22.4	10000.0	1000.000	V	16.0	0.0	-59.8	9.4	-13.0
2652.735471	-21.5	10000.0	1000.000	V	225.0	0.0	-58.5	8.5	-13.0
3508.687375	-42.0	10000.0	1000.000	V	12.0	90.0	-93.5	29.0	-13.0

1.3. Spurious emissions radiated (LTE Band V)

8.50a_RSE_R_Ch20407_BW1.4_RB1_standing

Common Information

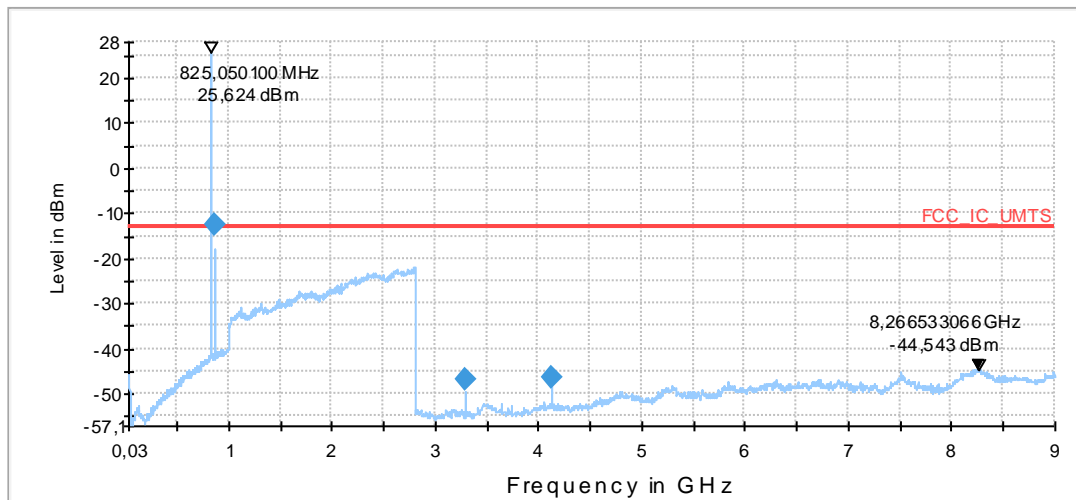
Test Description:	Radiated Spurious Emissions LTE FDDV
Test Site Location:	CETECOM GmbH Essen
Test Site:	Fully Anechoic Room (FAR)
Test Standard:	FCC Part 22.917(a)
Operating Mode:	UE allocated channel 20407; BW51,4 MHz; RB 1
Environmental Conditions:	Humidity: 52%rH; Temperature:27°C
Operator:	YZH
Remarks:	EUT- standing position

EUT Information

Manufacturer:	Peiker
Model:	Wireless Module
Type:	GSM/E-GPRS/W-CDMA/LTE

EUT:	PKD0424AB0o
HW version:	3.0
SW version:	M9615A-CETWTAZM-5.0.17006
SVN:	-
Config:	-
Serial number:	US#405V1140-101HW1613
Connected Interfaces:	-
Power Supply:	3.8V DC
Comments:	IMEI no. 004402-58-000004-4

030411_FCC_Part22_UMTS-FDDV_TX_all_channels_30M-12G_no_kipp



Final Result 1

Frequency (MHz)	MaxPeak (dBm)	Meas. Time (ms)	Bandwidth (kHz)	Polarization	Azimuth (deg)	Corr. (dB)	Margi n (dB)	Limit (dBm)	Com ment
869.709419	-12.4	10000.0	1000.000	H	37.0	-75.7	-0.6	-13.0	
3297.164328	-46.7	10000.0	1000.000	V	39.0	-95.7	33.7	-13.0	
4121.392786	-46.2	10000.0	1000.000	V	315.0	-93.3	33.2	-13.0	

8.50b_RSE_R_Ch20407_BW1.4_RB1_laying

Common Information

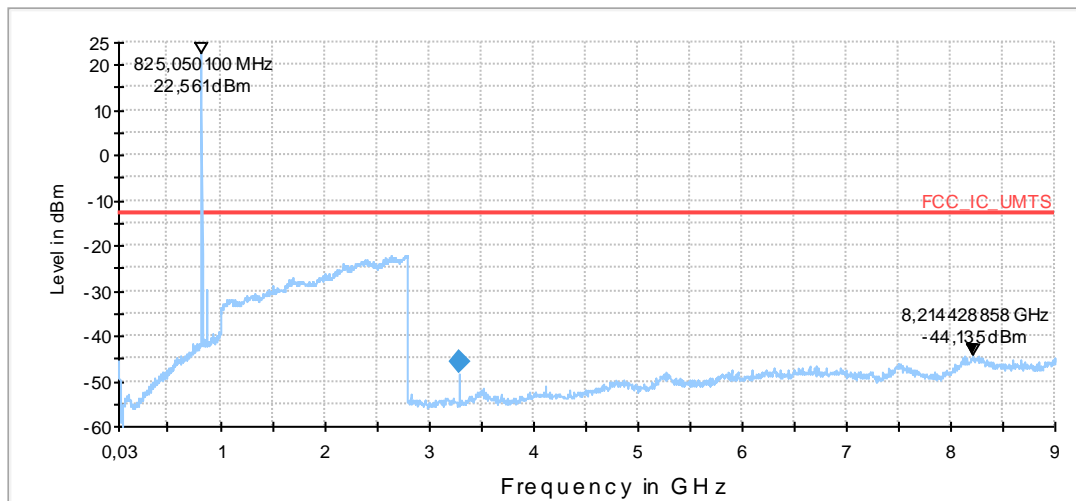
Test Description: Radiated Spurious Emissions LTE FDDV
 Test Site Location: CETECOM GmbH Essen
 Test Site: Fully Anechoic Room (FAR)
 Test Standard: FCC Part 22.917(a)
 Operating Mode: UE allocated channel 20407; BW51,4 MHz; RB 1
 Environmental Conditions: Humidity: 52%rH; Temperature:27°C
 Operator: YZH
 Remarks: EUT - laying position

EUT Information

Manufacturer: Peiker
 Model: Wireless Module
 Type: GSM/E-GPRS/W-CDMA/LTE

 EUT: PKD0424AB0o
 HW version: 3.0
 SW version: M9615A-CETWTAZM-5.0.17006
 SVN: -
 Config: -
 Serial number: US#405V1140-101HW1613
 Connected Interfaces: -
 Power Supply: 3.8V DC
 Comments: IMEI no. 004402-58-000004-4

030411_FCC_Part22_UMTS-FDDV_TX_all_channels_30M-12G_no_kipp



Final Result 1

Frequency (MHz)	MaxPeak (dBm)	Meas. Time (ms)	Bandwidth (kHz)	Polarization	Azimuth (deg)	Corr. (dB)	Margi n (dB)	Limit (dBm)	Com ment
3296.923847	-46.0	10000.0	1000.000	V	227.0	-95.7	33.0	-13.0	

8.51a_RSE_R_Ch20525_BW5_RB10_standing

Common Information

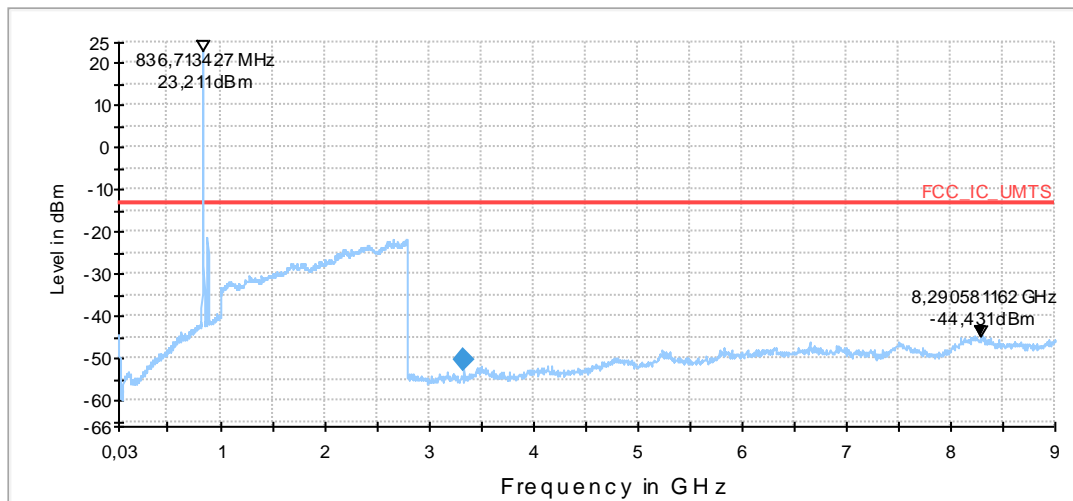
Test Description: Radiated Spurious Emissions LTE FDDV
 Test Site Location: CETECOM GmbH Essen
 Test Site: Fully Anechoic Room (FAR)
 Test Standard: FCC Part 22.917(a)
 Operating Mode: UE allocated channel 20407; BW51,4 MHz; RB 1
 Environmental Conditions: Humidity: 52%rH; Temperature:27°C
 Operator: YZH
 Remarks: EUT- standing position

EUT Information

Manufacturer: Peiker
 Model: Wireless Module
 Type: GSM/E-GPRS/W-CDMA/LTE

 EUT: PKD0424AB0o
 HW version: 3.0
 SW version: M9615A-CETWTAZM-5.0.17006
 SVN: -
 Config: -
 Serial number: US#405V1140-101HW1613
 Connected Interfaces: -
 Power Supply: 3.8V DC
 Comments: IMEI no. 004402-58-000004-4

030411_FCC_Part22_UMTS-FDDV_TX_all_channels_30M-12G_no_kipp



Final Result 1

Frequency (MHz)	MaxPeak (dBm)	Meas. Time (ms)	Bandwidth (kHz)	Polarization	Azimuth (deg)	Corr. (dB)	Margi n (dB)	Limit (dBm)	Com ment
3340.951904	-50.3	10000.0	1000.000	V	226.0	-95.6	37.3	-13.0	

8.51b_RSE_R_Ch20525_BW5_RB10_laying

Common Information

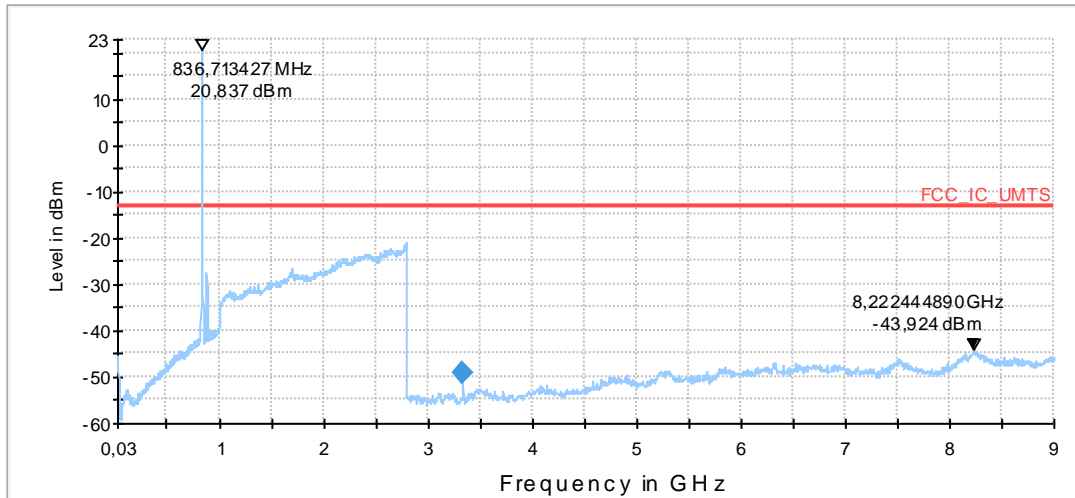
Test Description: Radiated Spurious Emissions LTE FDDV
 Test Site Location: CETECOM GmbH Essen
 Test Site: Fully Anechoic Room (FAR)
 Test Standard: FCC Part 22.917(a)
 Operating Mode: UE allocated channel 20407; BW51,4 MHz; RB 1
 Environmental Conditions: Humidity: 52%rH; Temperature:27°C
 Operator: YZH
 Remarks: EUT - laying position

EUT Information

Manufacturer: Peiker
 Model: Wireless Module
 Type: GSM/E-GPRS/W-CDMA/LTE

 EUT: PKD0424AB0o
 HW version: 3.0
 SW version: M9615A-CETWTAZM-5.0.17006
 SVN: -
 Config: -
 Serial number: US#405V1140-101HW1613
 Connected Interfaces: -
 Power Supply: 3.8V DC
 Comments: IMEI no. 004402-58-000004-4

030411_FCC_Part22_UMTS-FDDV_TX_all_channels_30M-12G_no_kipp



Final Result 1

Frequency (MHz)	MaxPeak (dBm)	Meas. Time (ms)	Bandwidth (kHz)	Polarization	Azimuth (deg)	Corr. (dB)	Margi n (dB)	Limit (dBm)	Com ment
3340.531062	-49.3	10000.0	1000.000	V	219.0	-95.6	36.3	-13.0	

8.52_RSE_R_Ch20600_BW10_QPSK

Common Information

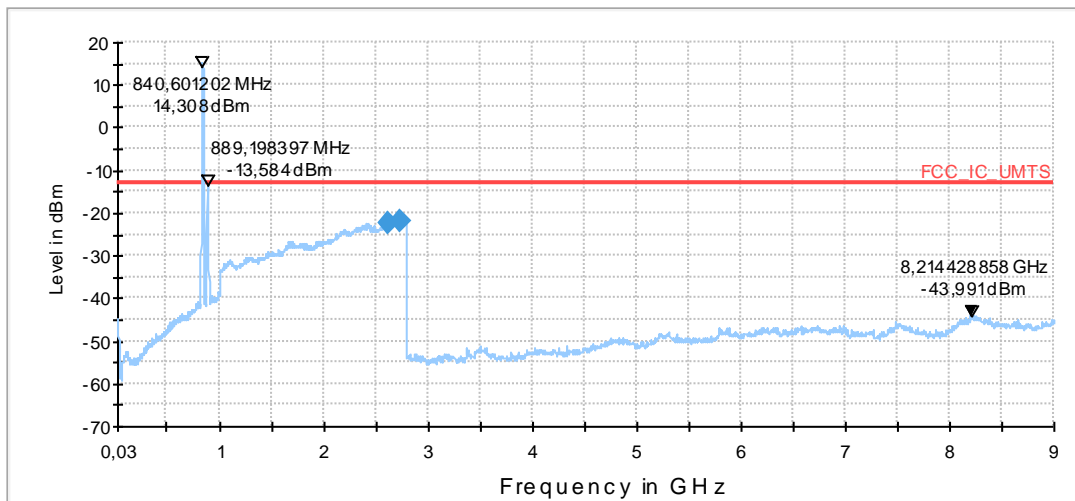
Test Description: Radiated Spurious Emissions LTE FDDV
 Test Site Location: CETECOM GmbH Essen
 Test Site: Fully Anechoic Room (FAR)
 Test Standard: FCC Part 22.917(a)
 Operating Mode: TX-MODE, Channel 20600
 Environmental Conditions: Humidity: 60%rH; Temperature: 22,9°C
 Operator: Lor/ABA
 Remarks: Uplink/Downlink BCH/TCH on diagram

EUT Information

Manufacturer: Peiker
 Model: Wireless Module
 Type: GSM/E-GPRS/W-CDMA/LTE

EUT: PKD0424AB0o
 HW version: 3.0
 SW version: M9615A-CETWTAZM-5.0.17006
 SVN: -
 Config: -
 Serial number: US#405V1140-101HW1613
 Connected Interfaces: -
 Power Supply: 3.8V DC
 Comments: IMEI no. 004402-58-000004-4

030411_FCC_Part22_UMTS-FDDV_TX_all_channels_30M-12G



Final Measurement Result 1

Frequency (MHz)	MaxPeak (dBm)	Meas. Time (ms)	Band width (kHz)	Polarization	Azimuth (deg)	Elevation (deg)	Corr. (dB)	Comment
2739.368737	-22.0	10000.0	1000.000	H	174.0	90.0	-57.8	
2622.935872	-22.3	10000.0	1000.000	V	49.0	90.0	-58.8	

1.4. Spurious emissions radiated (LTE Band XVII)

8.171_RSE_R_Ch23755_BW5_1RB_QSPK

Common Information

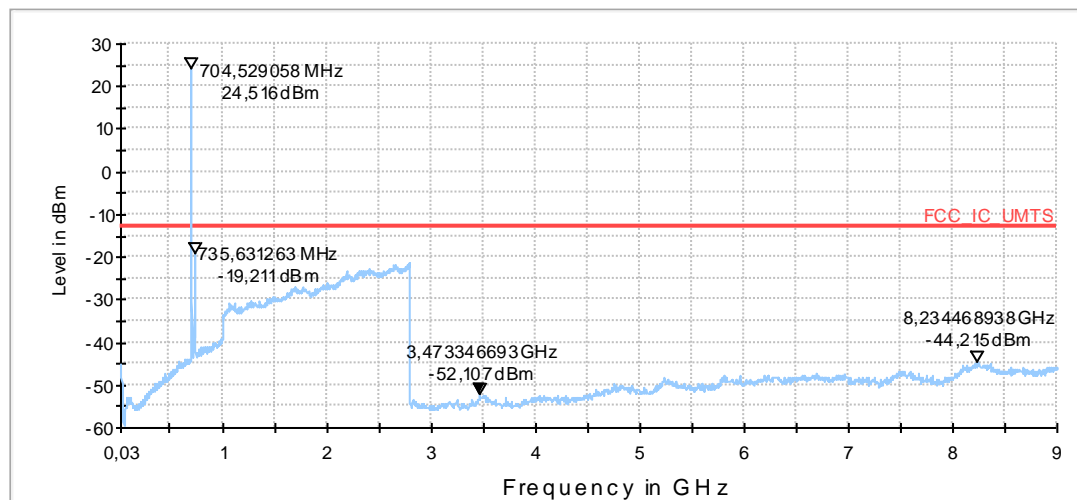
Test Description:	Radiated Spurious Emissions LTE FDDXVII
Test Site Location:	CETECOM GmbH Essen
Test Site:	Fully Anechoic Room (FAR)
Test Standard:	FCC Part 22.917(a)
Operating Mode:	UE allocated channel 23755; BW5 MHz; RB 1
Environmental Conditions:	Humidity: 54%rH; Temperature: 24°C
Operator:	ada

EUT Information

Manufacturer:	Peiker
Model:	Wireless Module
Type:	GSM/E-GPRS/W-CDMA/LTE

EUT:	PKD0424AB0o
HW version:	3.0
SW version:	M9615A-CETWTAZM-5.0.17006
SVN:	-
Config:	-
Serial number:	US#405V1140-101HW1613
Connected Interfaces:	-
Power Supply:	3.8V DC
Comments:	IMEI no. 004402-58-000004-4

030411_FCC_Part22_UMTS-FDD V_TX_all_channels_30M-12G



8.172_RSE_R_Ch23790_BW5_QSPK

Common Information

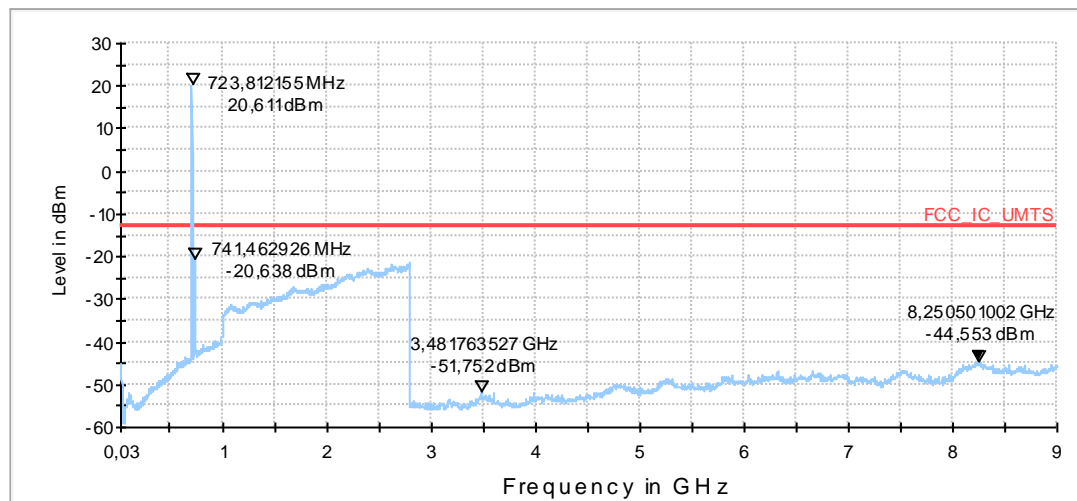
Test Description:	Radiated Spurious Emissions LTE FDDXVII
Test Site Location:	CETECOM GmbH Essen
Test Site:	Fully Anechoic Room (FAR)
Test Standard:	FCC Part 22.917(a)
Operating Mode:	UE allocated channel 23790; BW5 MHz; RB 10
Environmental Conditions:	Humidity: 54%rH; Temperature: 24°C
Operator:	ada

EUT Information

Manufacturer:	Peiker
Model:	Wireless Module
Type:	GSM/E-GPRS/W-CDMA/LTE

EUT:	PKD0424AB0o
HW version:	3.0
SW version:	M9615A-CETWTAZM-5.0.17006
SVN:	-
Config:	-
Serial number:	US#405V1140-101HW1613
Connected Interfaces:	-
Power Supply:	3.8V DC
Comments:	IMEI no. 004402-58-000004-4

030411_FCC_Part22_UMTS-FDD V_TX_all_channels_30M-12G



8.173_RSE_R_Ch23800_BW10_50RB_QSPK

Common Information

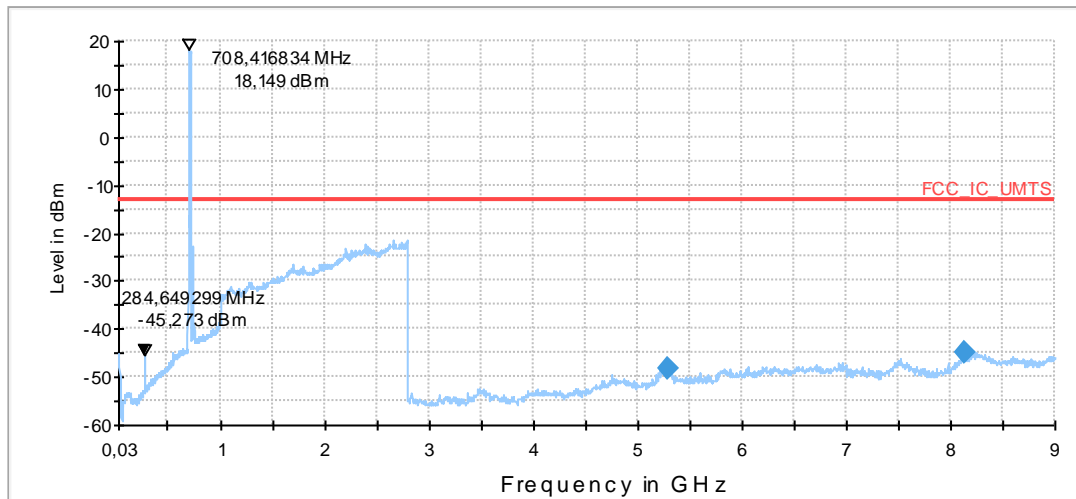
Test Description: Radiated Spurious Emissions LTE FDDXVII
 Test Site Location: CETECOM GmbH Essen
 Test Site: Fully Anechoic Room (FAR)
 Test Standard: FCC Part 22.917(a)
 Operating Mode: UE allocated channel 23800; BW10 MHz; RB 50
 Environmental Conditions: Humidity: 54%rH; Temperature: 24°C
 Operator: ada

EUT Information

Manufacturer: Peiker
 Model: Wireless Module
 Type: GSM/E-GPRS/W-CDMA/LTE

 EUT: PKD0424AB0o
 HW version: 3.0
 SW version: M9615A-CETWTAZM-5.0.17006
 SVN: -
 Config: -
 Serial number: US#405V1140-101HW1613
 Connected Interfaces: -
 Power Supply: 3.8V DC
 Comments: IMEI no. 004402-58-000004-4

030411_FCC_Part22_UMTS-FDD V_TX_all_channels_30M-12G



Final Result 1

Frequency (MHz)	MaxPeak (dBm)	Meas. Time (ms)	Bandwidth (kHz)	Polarization	Azimuth (deg)	Elevation (deg)	Corr. (dB)	Margin (dB)	Limit (dBm)
5295.320641	-48.1	10000.0	1000.000	H	321.0	90.0	-88.7	35.1	-13.0
8134.098196	-45.1	10000.0	1000.000	H	163.0	0.0	-81.9	32.1	-13.0

1.5. Radiated emissions – band-edge (LTE Band II)

9.203a_BE_R_Ch18615_BW3_1RB_QPSK

Common Information

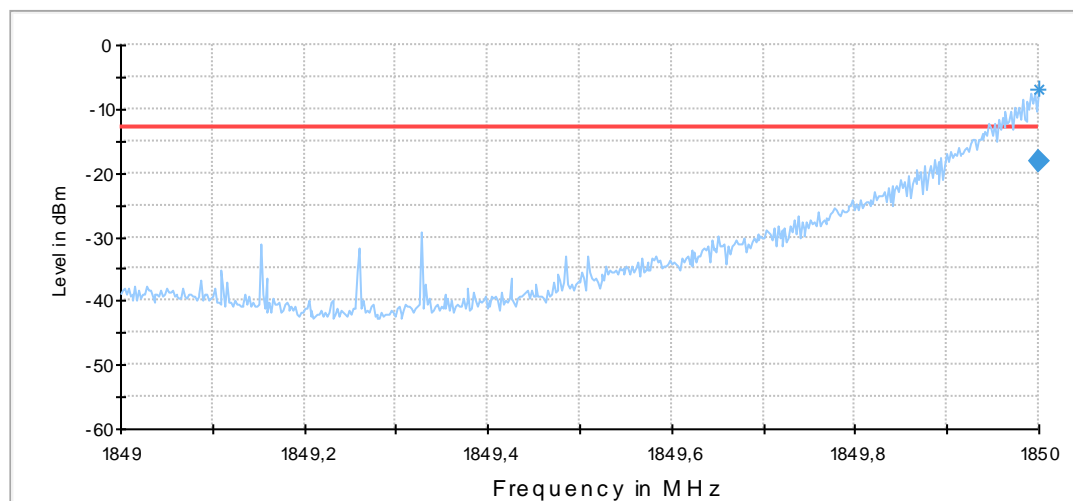
Test Description:	Band-Edge low - Radiated Spurious Emissions LTE FDDII
Test Site Location:	CETECOM GmbH Essen
Test Site:	Fully Anechoic Room (FAR)
Test Standard:	FCC Part 24
Operating Mode:	UE allocated channel 18615
Environmental Conditions:	Humidity: 43%RH; Temperature: 24,6°C
Operator:	Oou
Remarks:	--

EUT Information

Manufacturer:	Peiker
Model:	Wireless Module
Type:	GSM/E-GPRS/W-CDMA/LTE

EUT:	PKD0424AB0o
HW version:	3.0
SW version:	M9615A-CETWTAZM-5.0.17006
SVN:	-
Config:	-
Serial number:	US#405V1140-101HW1613
Connected Interfaces:	-
Power Supply:	3.8V DC
Comments:	IMEI no. 004402-58-000004-4

030418_FCC_LTE2_TX_Ch18615_low_band_edge_BW 3MHz



Final Result 1

Frequency (MHz)	RMS (dBm)	Meas. Time (ms)	Bandwidth (kHz)	Polarization	Azimuth (deg)	Elevation (deg)	Corr. (dB)	Margin (dB)	Limit (dBm)
1850.000000	-18.1	1000.0	30.000	H	287.0	90.0	-63.1	5.1	-13.0

9.203b_BE_R_Ch18615_BW3_1RB_QAM

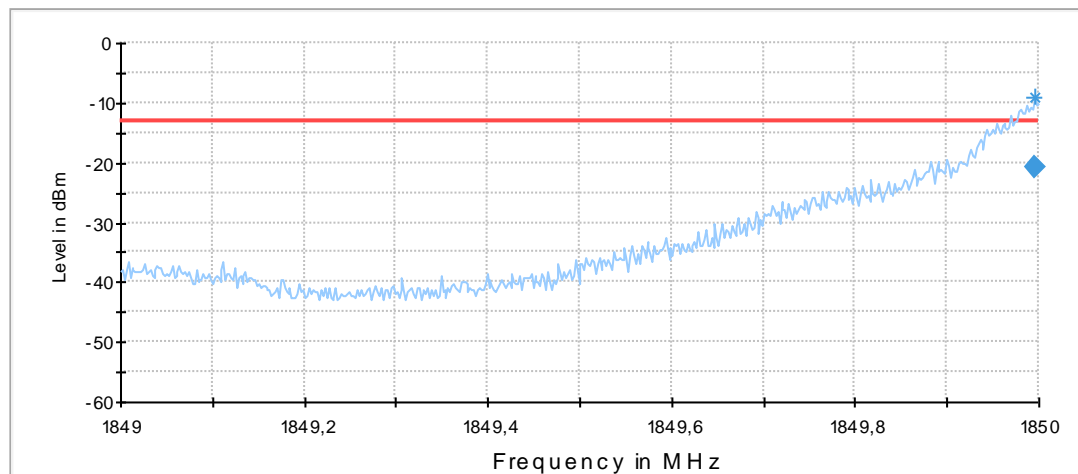
Common Information

Test Description:	Band-Edge low - Radiated Spurious Emissions LTE FDDII
Test Site Location:	CETECOM GmbH Essen
Test Site:	Fully Anechoic Room (FAR)
Test Standard:	FCC Part 24
Operating Mode:	UE allocated channel 18615
Environment Conditions:	Humidity: 43%rH; Temperature: 24,6°C
Operator Name:	Oou
Remarks:	--

EUT Information

Manufacturer:	Peiker
Model:	Wireless Module
Type:	GSM/E-GPRS/W-CDMA/LTE

EUT:	PKD0424AB0o
HW version:	3.0
SW version:	M9615A-CETWTAZM-5.0.17006
SVN:	-
Config:	-
Serial number:	US#405V1140-101HW1613
Connected Interfaces:	-
Power Supply:	3.8V DC
Comments:	IMEI no. 004402-58-000004-4



Final Result 1

Frequency (MHz)	RMS (dBm)	Meas. Time (ms)	Bandwidth h (kHz)	Polarization	Azimuth h (deg)	Elevation n (deg)	Corr. (dB)	Margi n (dB)	Limit (dBm)
1849.995992	-20.7	1000.0	30.000	H	59.0	90.0	-63.1	7.7	-13.0

9.215a_BE_R_Ch19185_BW3_1RB_QPSK

Common Information

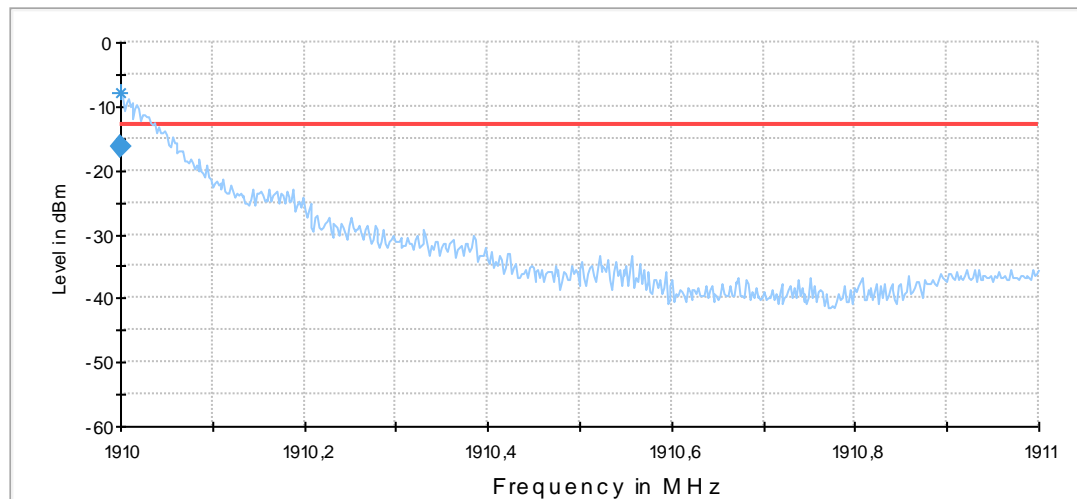
Test Description:	Band-Edge low - Radiated Spurious Emissions LTE FDDII
Test Site Location:	CETECOM GmbH Essen
Test Site:	Fully Anechoic Room (FAR)
Test Standard:	FCC Part 24
Operating Mode:	UE allocated channel 19185
Environmental Conditions:	Humidity: 43%rH; Temperature: 24,6°C
Operator:	Oou
Remarks:	--

EUT Information

Manufacturer:	Peiker
Model:	Wireless Module
Type:	GSM/E-GPRS/W-CDMA/LTE

EUT:	PKD0424AB0o
HW version:	3.0
SW version:	M9615A-CETWTAZM-5.0.17006
SVN:	-
Config:	-
Serial number:	US#405V1140-101HW1613
Connected Interfaces:	-
Power Supply:	3.8V DC
Comments:	IMEI no. 004402-58-000004-4

030424_FCC_LTE2_TX_Ch19185_high_band_edge_BW 3MHz



Final Result 1

Frequency (MHz)	RMS (dBm)	Meas. Time (ms)	Bandwidth (kHz)	Polarization	Azimuth (deg)	Elevation (deg)	Corr. (dB)	Margin (dB)	Limit (dBm)
1910.000000	-16.3	1000.0	30.000	H	69.0	90.0	-62.8	3.3	-13.0

9.215b_BE_R_Ch19185_BW3_1RB_QAM

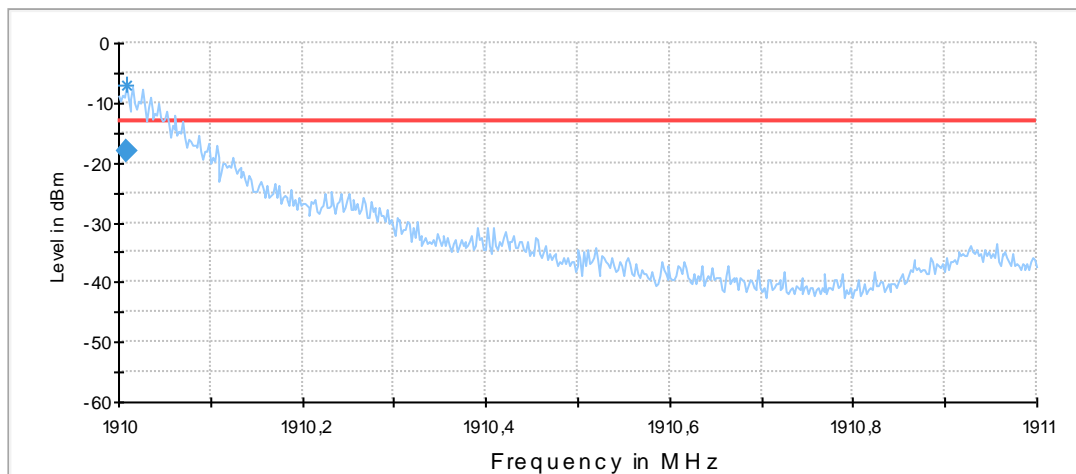
Common Information

Test Description:	Band-Edge low - Radiated Spurious Emissions LTE FDDII
Test Site Location:	CETECOM GmbH Essen
Test Site:	Fully Anechoic Room (FAR)
Test Standard:	FCC Part 24
Operating Mode:	UE allocated channel 19185
Environment Conditions:	Humidity: 43%rH; Temperature: 24,6°C
Operator Name:	Oou
Remarks:	--

EUT Information

Manufacturer:	Peiker
Model:	Wireless Module
Type:	GSM/E-GPRS/W-CDMA/LTE

EUT:	PKD0424AB0o
HW version:	3.0
SW version:	M9615A-CETWTAZM-5.0.17006
SVN:	-
Config:	-
Serial number:	US#405V1140-101HW1613
Connected Interfaces:	-
Power Supply:	3.8V DC
Comments:	IMEI no. 004402-58-000004-4



Final Result 1

Frequency (MHz)	RMS (dBm)	Meas. Time (ms)	Bandwidth h (kHz)	Polarization	Azimuth h (deg)	Elevation n (deg)	Corr. (dB)	Margin n (dB)	Limit (dBm)
1910.008016	-18.2	1000.0	30.000	H	63.0	90.0	-62.8	5.2	-13.0

1.6. Radiated emissions – band-edge (LTE Band IV)

9.520a_BE_R_Ch19965_BW3_1RB_QPSK

Common Information

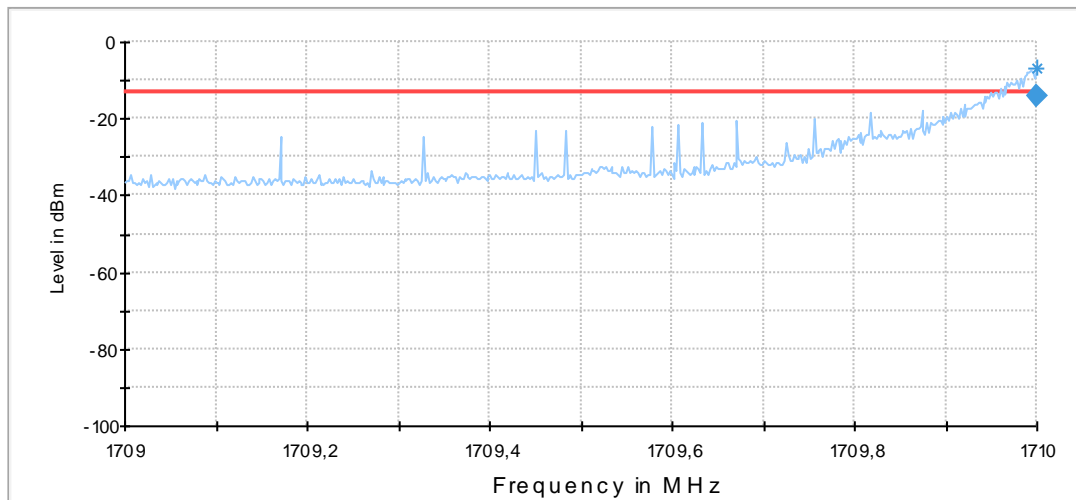
Test Description: Band-Edge low - Radiated Spurious Emissions LTE FDDIV
 Test Site Location: CETECOM GmbH Essen
 Test Site: Fully Anechoic Room (FAR)
 Test Standard: FCC Part 27
 Operating Mode: UE allocated channel 19965
 Environmental Conditions: Humidity: 43%RH; Temperature: 24,6°C
 Operator: Oou
 Remarks: --

EUT Information

Manufacturer: Peiker
 Model: Wireless Module
 Type: GSM/E-GPRS/W-CDMA/LTE

 EUT: PKD0424AB0o
 HW version: 3.0
 SW version: M9615A-CETWTAZM-5.0.17006
 SVN: -
 Config: -
 Serial number: US#405V1140-101HW1613
 Connected Interfaces: -
 Power Supply: 3.8V DC
 Comments: IMEI no. 004402-58-000004-4

030421_FCC_Part27_LTE4_Ch19965_BE_low_BW 3



Final Result 1

Frequency (MHz)	RMS (dBm)	Meas. Time (ms)	Bandwidth (kHz)	Polarization	Azimuth (deg)	Elevation (deg)	Corr. (dB)	Margin (dB)	Limit (dBm)
1710.000000	-14.4	100.0	30.000	H	67.0	90.0	-63.4	1.4	-13.0

9.520b_BE_R_Ch19965_BW3_1RB_QAM

Common Information

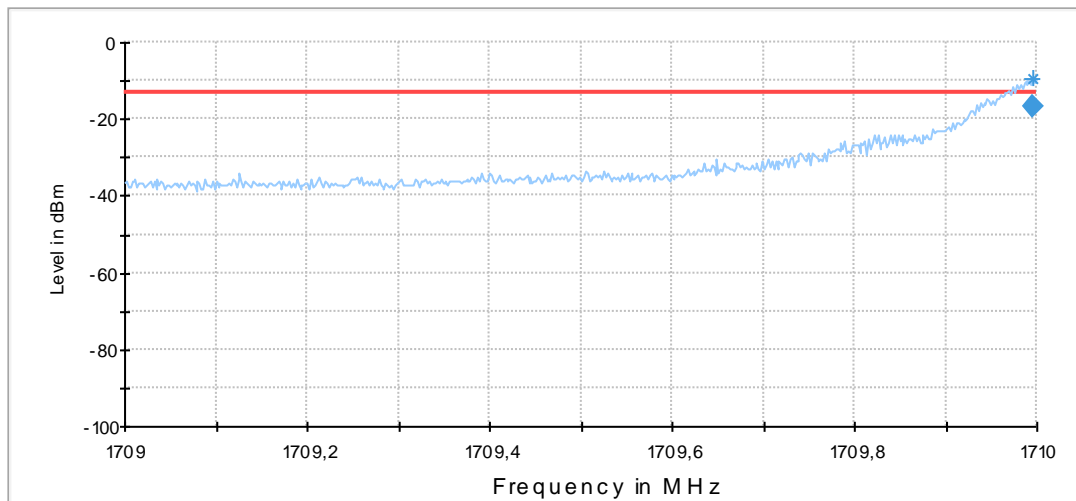
Test Description:	Band-Edge low - Radiated Spurious Emissions UMTS FDDIV
Test Site Location:	CETECOM GmbH Essen
Test Site:	Fully Anechoic Room (FAR)
Test Standard:	FCC Part 27
Operating Mode:	UE allocated channel 19965
Environmental Conditions:	Humidity: 43%rH; Temperature: 24,6°C
Operator:	Oou
Remarks:	--

EUT Information

Manufacturer:	Peiker
Model:	Wireless Module
Type:	GSM/E-GPRS/W-CDMA/LTE

EUT:	PKD0424AB0o
HW version:	3.0
SW version:	M9615A-CETWTAZM-5.0.17006
SVN:	-
Config:	-
Serial number:	US#405V1140-101HW1613
Connected Interfaces:	-
Power Supply:	3.8V DC
Comments:	IMEI no. 004402-58-000004-4

030421_FCC_Part27_LTE4_Ch19965_BE_low_BW3



Final Result 1

Frequency (MHz)	RMS (dBm)	Meas. Time (ms)	Bandwidth (kHz)	Polarization	Azimuth (deg)	Elevation (deg)	Corr. (dB)	Margin (dB)	Limit (dBm)
1709.995992	-16.8	100.0	30.000	H	65.0	90.0	-63.3	3.8	-13.0

9.532a_BE_R_Ch20385_BW3_1RB_QPSK

Common Information

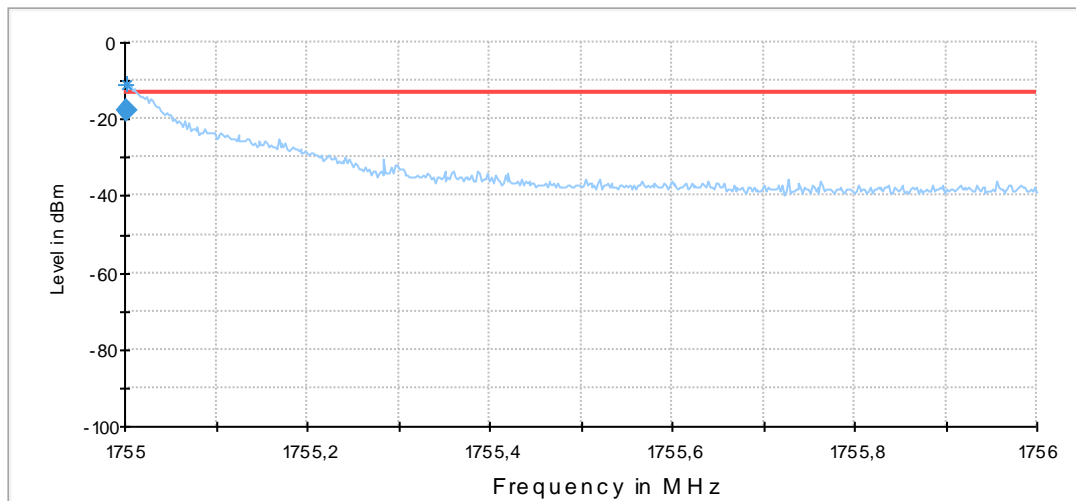
Test Description:	Band-Edge low - Radiated Spurious Emissions LTE FDDIV
Test Site Location:	CETECOM GmbH Essen
Test Site:	Fully Anechoic Room (FAR)
Test Standard:	FCC Part 27
Operating Mode:	UE allocated channel 20385
Environmental Conditions:	Humidity: 43%rH; Temperature: 24,6°C
Operator:	Oou
Remarks:	--

EUT Information

Manufacturer:	Peiker
Model:	Wireless Module
Type:	GSM/E-GPRS/W-CDMA/LTE

EUT:	PKD0424AB0o
HW version:	3.0
SW version:	M9615A-CETWTAZM-5.0.17006
SVN:	-
Config:	-
Serial number:	US#405V1140-101HW1613
Connected Interfaces:	-
Power Supply:	3.8V DC
Comments:	IMEI no. 004402-58-000004-4

030427_FCC_Part27_LTE4_Ch20385_BE_High_BW 3



Final Result 1

Frequency (MHz)	RMS (dBm)	Meas. Time (ms)	Bandwidth (kHz)	Polarization	Azimuth (deg)	Elevation (deg)	Corr. (dB)	Margin (dB)	Limit (dBm)
1755.002004	-18.0	100.0	30.000	H	305.0	90.0	-63.6	5.0	-13.0

9.532b_BE_R_Ch20385_BW3_1RB_QAM

Common Information

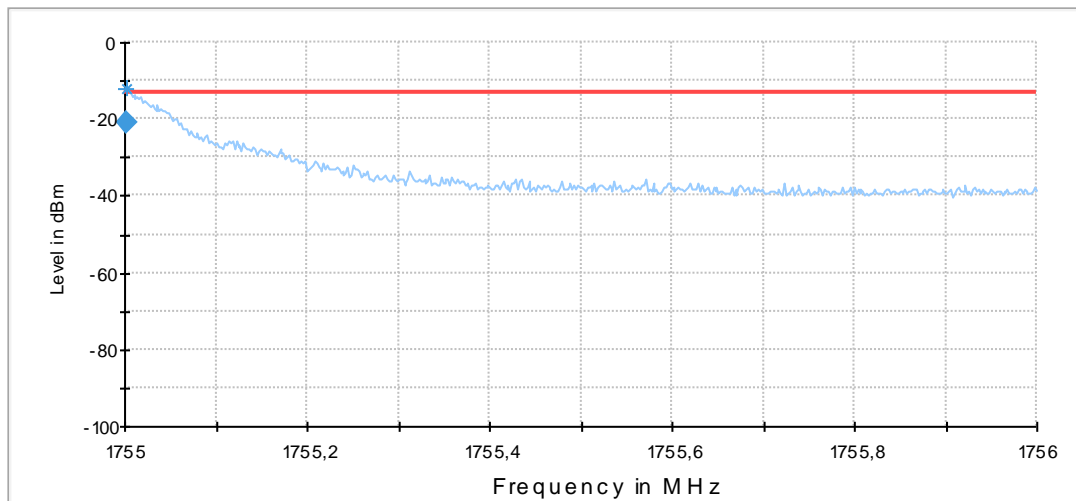
Test Description:	Band-Edge low - Radiated Spurious Emissions UMTS FDDIV
Test Site Location:	CETECOM GmbH Essen
Test Site:	Fully Anechoic Room (FAR)
Test Standard:	FCC Part 27
Operating Mode:	UE allocated channel 20385
Environmental Conditions:	Humidity: 43%rH; Temperature: 24,6°C
Operator:	Oou
Remarks:	--

EUT Information

Manufacturer:	Peiker
Model:	Wireless Module
Type:	GSM/E-GPRS/W-CDMA/LTE

EUT:	PKD0424AB0o
HW version:	3.0
SW version:	M9615A-CETWTAZM-5.0.17006
SVN:	-
Config:	-
Serial number:	US#405V1140-101HW1613
Connected Interfaces:	-
Power Supply:	3.8V DC
Comments:	IMEI no. 004402-58-000004-4

030427_FCC_Part27_LTE4_Ch20385_BE_High_BW 3



Final Result 1

Frequency (MHz)	RMS (dBm)	Meas. Time (ms)	Bandwidth (kHz)	Polarization	Azimuth (deg)	Elevation (deg)	Corr. (dB)	Margin (dB)	Limit (dBm)
1755.002004	-21.2	100.0	30.000	V	-24.0	0.0	-63.6	8.2	-13.0

1.7. Radiated emissions – band-edge (LTE Band V)

9.506a_BE_R_Ch20625_BW5_1RB_QAM

Common Information

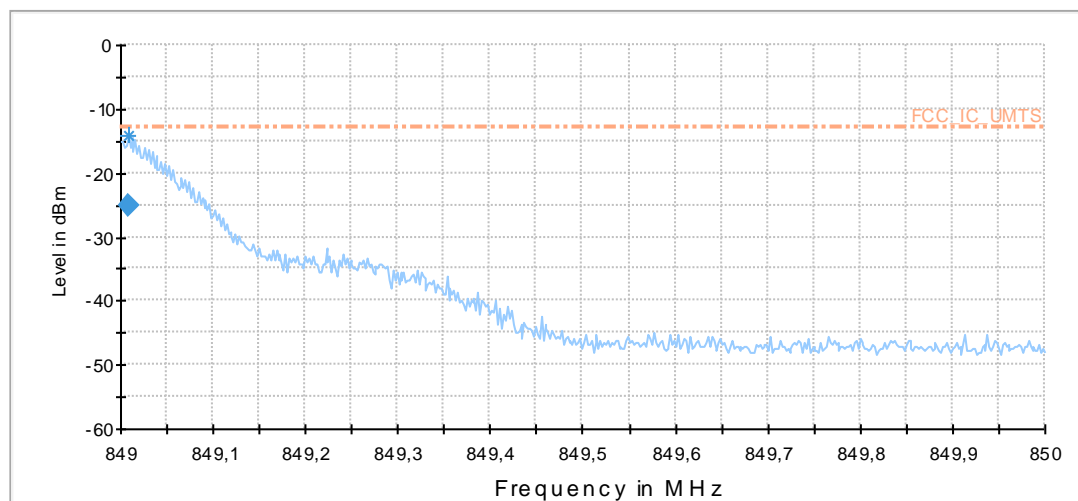
Test Description:	Band-Edge high - Radiated Spurious Emissions LTE FDDV
Test Site Location:	CETECOM GmbH Essen
Test Site:	Fully Anechoic Room (FAR)
Test Standard:	FCC Part 22
Operating Mode:	UE allocated channel 20625
Environmental Conditions:	Humidity: 43%rH; Temperature: 24,6°C
Operator:	Oou
Remarks:	--

EUT Information

Manufacturer:	Peiker
Model:	Wireless Module
Type:	GSM/E-GPRS/W-CDMA/LTE

EUT:	PKD0424AB0o
HW version:	3.0
SW version:	M9615A-CETWTAZM-5.0.17006
SVN:	-
Config:	-
Serial number:	US#405V1140-101HW1613
Connected Interfaces:	-
Power Supply:	3.8V DC
Comments:	IMEI no. 004402-58-000004-4

030420_FCC_Part22_LTE_Bd5_TX_Ch20625_BE_high_BW_5



Final Result 1

Frequency (MHz)	RMS (dBm)	Meas. Time (ms)	Bandwidth (kHz)	Polarization	Azimuth (deg)	Elevation (deg)	Corr. (dB)	Margin (dB)	Limit (dBm)
849.008016	-25.1	100.0	50.000	H	309.0	90.0	-76.0	12.1	-13.0

9.506a_BE_R_Ch20625_BW5_1RB_QPSK

Common Information

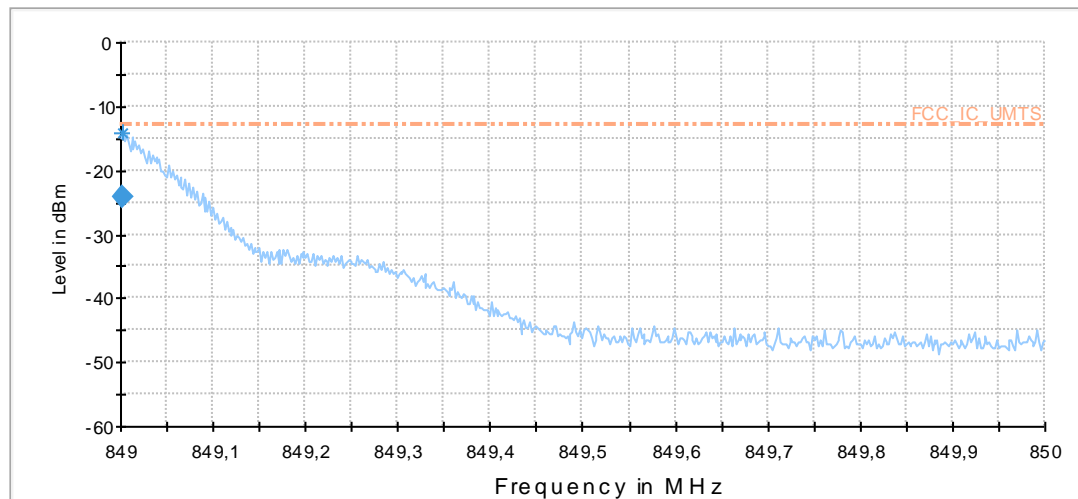
Test Description:	Band-Edge high - Radiated Spurious Emissions LTE FDDV
Test Site Location:	CETECOM GmbH Essen
Test Site:	Fully Anechoic Room (FAR)
Test Standard:	FCC Part 22
Operating Mode:	UE allocated channel 20625
Environmental Conditions:	Humidity: 43%rH; Temperature: 24,6°C
Operator:	Oou
Remarks:	--

EUT Information

Manufacturer:	Peiker
Model:	Wireless Module
Type:	GSM/E-GPRS/W-CDMA/LTE

EUT:	PKD0424AB0o
HW version:	3.0
SW version:	M9615A-CETWTAZM-5.0.17006
SVN:	-
Config:	-
Serial number:	US#405V1140-101HW1613
Connected Interfaces:	-
Power Supply:	3.8V DC
Comments:	IMEI no. 004402-58-000004-4

030420_FCC_Part22_LTE_Bd5_TX_Ch20625_BE_high_BW_5



Final Result 1

Frequency (MHz)	RMS (dBm)	Meas. Time (ms)	Bandwidth (kHz)	Polarization	Azimuth (deg)	Elevation (deg)	Corr. (dB)	Margin (dB)	Limit (dBm)
849.002004	-24.2	100.0	50.000	H	312.0	90.0	-76.0	11.2	-13.0

9.512a_BE_R_Ch20415_BW3_1RB_QPSK

Common Information

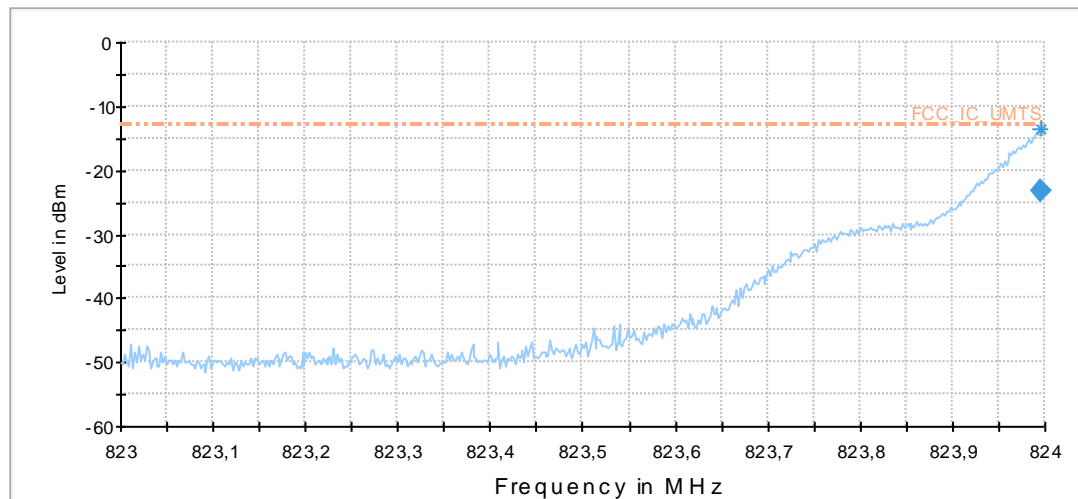
Test Description:	Band-Edge low - Radiated Spurious Emissions LTE FDDV
Test Site Location:	CETECOM GmbH Essen
Test Site:	Fully Anechoic Room (FAR)
Test Standard:	FCC Part 22
Operating Mode:	UE allocated channel 20415
Environmental Conditions:	Humidity: 43%rH; Temperature: 24,6°C
Operator:	Oou
Remarks:	--

EUT Information

Manufacturer:	Peiker
Model:	Wireless Module
Type:	GSM/E-GPRS/W-CDMA/LTE

EUT:	PKD0424AB0o
HW version:	3.0
SW version:	M9615A-CETWTAZM-5.0.17006
SVN:	-
Config:	-
Serial number:	US#405V1140-101HW1613
Connected Interfaces:	-
Power Supply:	3.8V DC
Comments:	IMEI no. 004402-58-000004-4

030415_FCC_Part22_LTE_Bd5_TX_Ch20415_BE_low_BW_3



Final Result 1

Frequency (MHz)	RMS (dBm)	Meas. Time (ms)	Bandwidth (kHz)	Polarization	Azimuth (deg)	Elevation (deg)	Corr. (dB)	Margin (dB)	Limit (dBm)
823.995992	-23.3	100.0	30.000	H	306.0	90.0	-75.9	10.3	-13.0

9.514b_BE_R_Ch20425_BW5_1RB_QAM

Common Information

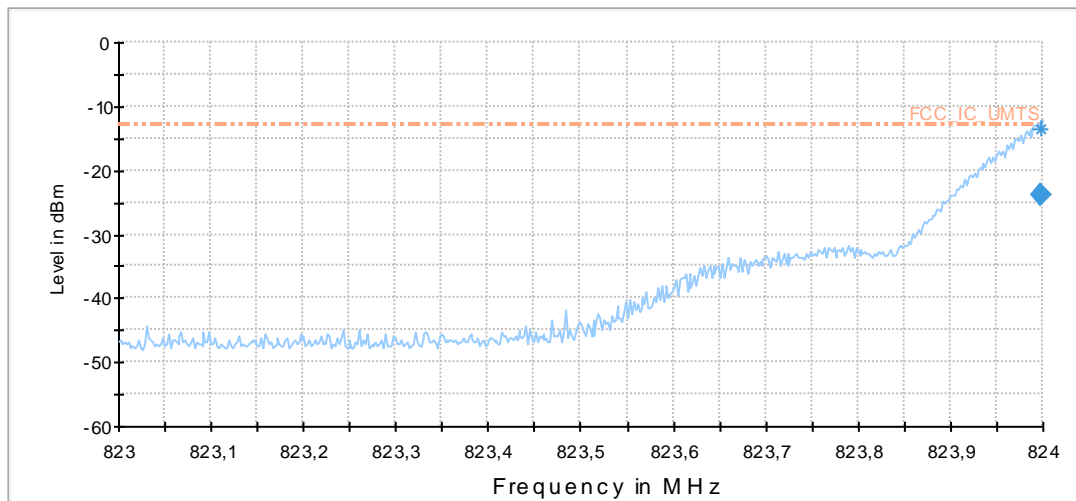
Test Description:	Band-Edge low - Radiated Spurious Emissions LTE FDDV
Test Site Location:	CETECOM GmbH Essen
Test Site:	Fully Anechoic Room (FAR)
Test Standard:	FCC Part 22
Operating Mode:	UE allocated channel 20425
Environmental Conditions:	Humidity: 43%rH; Temperature: 24,6°C
Operator:	Oou
Remarks:	--

EUT Information

Manufacturer:	Peiker
Model:	Wireless Module
Type:	GSM/E-GPRS/W-CDMA/LTE

EUT:	PKD0424AB0o
HW version:	3.0
SW version:	M9615A-CETWTAZM-5.0.17006
SVN:	-
Config:	-
Serial number:	US#405V1140-101HW1613
Connected Interfaces:	-
Power Supply:	3.8V DC
Comments:	IMEI no. 004402-58-000004-4

030416_FCC_Part22_LTE_Bd5_TX_Ch20425_BE_low_BW_5



Final Result 1

Frequency (MHz)	RMS (dBm)	Meas. Time (ms)	Bandwidth (kHz)	Polarization	Azimuth (deg)	Elevation (deg)	Corr. (dB)	Margin (dB)	Limit (dBm)
823.997996	-23.8	100.0	50.000	H	305.0	90.0	-75.9	10.8	-13.0

1.8. Radiated emissions – band-edge (LTE Band XVII)

9.171a_BE_R_Ch23755_BW5_1RB_QPSK

Common Information

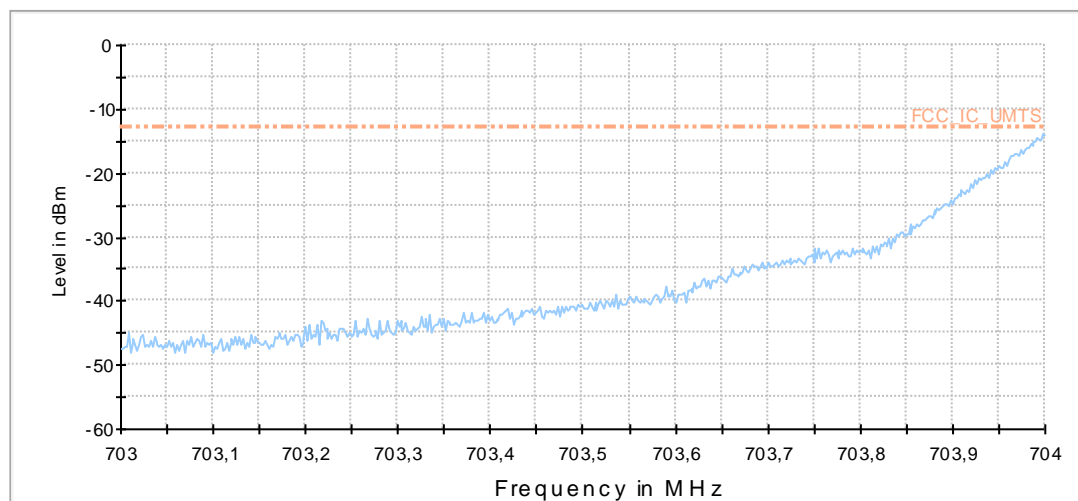
Test Description:	Band-Edge low - Radiated Spurious Emissions UMTS FDDXVII
Test Site Location:	CETECOM GmbH Essen
Test Site:	Fully Anechoic Room (FAR)
Test Standard:	FCC Part 27
Operating Mode:	UE allocated channel 23755
Environmental Conditions:	Humidity: 43%rH; Temperature: 24,6°C
Operator:	Oou
Remarks:	--

EUT Information

Manufacturer:	Peiker
Model:	Wireless Module
Type:	GSM/E-GPRS/W-CDMA/LTE

EUT:	PKD0424AB0o
HW version:	3.0
SW version:	M9615A-CETWTAZM-5.0.17006
SVN:	-
Config:	-
Serial number:	US#405V1140-101HW1613
Connected Interfaces:	-
Power Supply:	3.8V DC
Comments:	IMEI no. 004402-58-000004-4

030422_FCC_Part27_LTE17_Ch23755_BE_low_BW5



9.171b_BE_R_Ch23755_BW5_1RB_QAM

Common Information

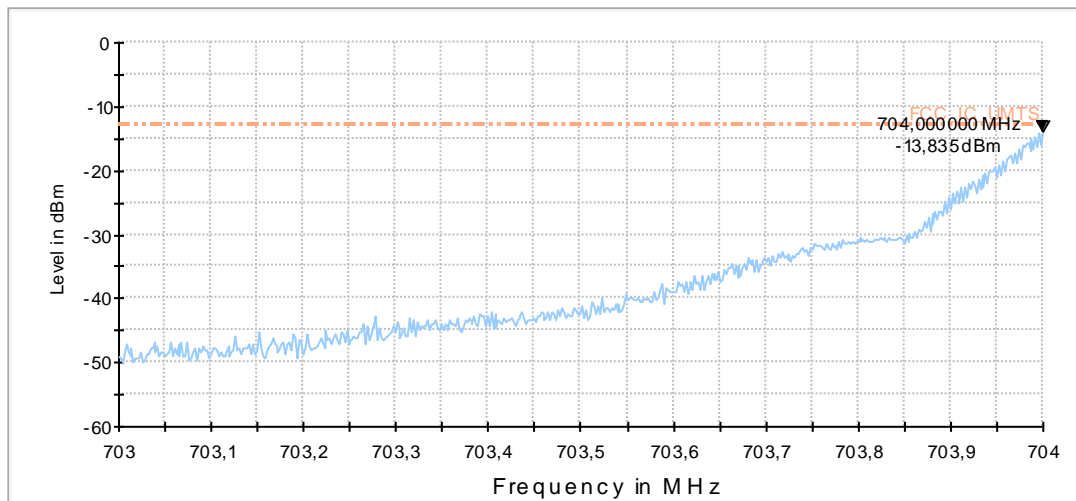
Test Description:	Band-Edge low - Radiated Spurious Emissions UMTS FDDXVII
Test Site Location:	CETECOM GmbH Essen
Test Site:	Fully Anechoic Room (FAR)
Test Standard:	FCC Part 27
Operating Mode:	UE allocated channel 23755
Environmental Conditions:	Humidity: 43%rH; Temperature: 24,6°C
Operator:	Oou
Remarks:	--

EUT Information

Manufacturer:	Peiker
Model:	Wireless Module
Type:	GSM/E-GPRS/W-CDMA/LTE

EUT:	PKD0424AB0o
HW version:	3.0
SW version:	M9615A-CETWTAZM-5.0.17006
SVN:	-
Config:	-
Serial number:	US#405V1140-101HW1613
Connected Interfaces:	-
Power Supply:	3.8V DC
Comments:	IMEI no. 004402-58-000004-4

030422_FCC_Part27_LTE17_Ch23755_BE_low_BW5



9.175a_BE_R_Ch23825_BW5_1RB_QPSK

Common Information

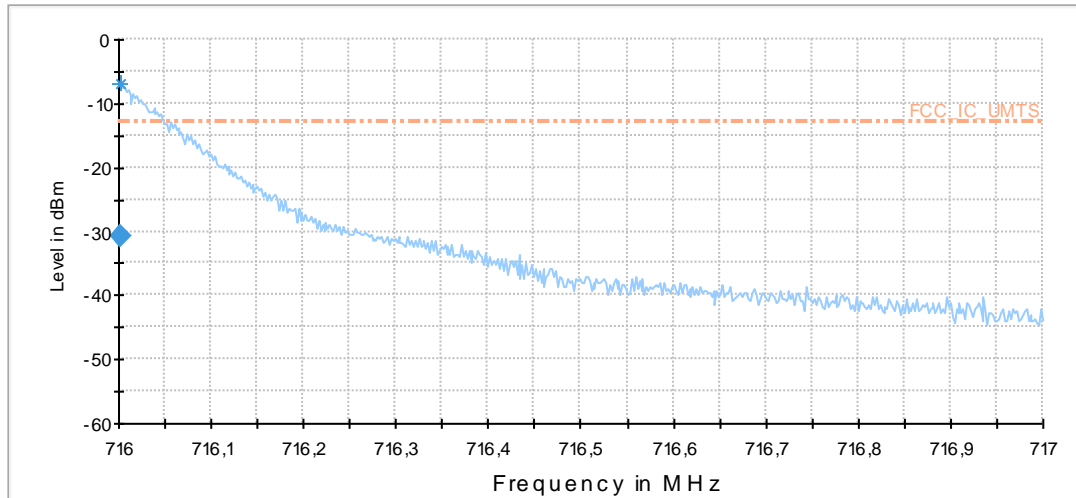
Test Description: Band-Edge high - Radiated Spurious Emissions LTE FDDXVII
 Test Site Location: CETECOM GmbH Essen
 Test Site: Fully Anechoic Room (FAR)
 Test Standard: FCC Part 27
 Operating Mode: UE allocated channel 23825
 Environmental Conditions: Humidity: 43%rH; Temperature: 24,6°C
 Operator: Oou
 Remarks: --

EUT Information

Manufacturer: Peiker
 Model: Wireless Module
 Type: GSM/E-GPRS/W-CDMA/LTE

 EUT: PKD0424AB0o
 HW version: 3.0
 SW version: M9615A-CETWTAZM-5.0.17006
 SVN: -
 Config: -
 Serial number: US#405V1140-101HW1613
 Connected Interfaces: -
 Power Supply: 3.8V DC
 Comments: IMEI no. 004402-58-000004-4

030424_FCC_Part27_LTE 17_Ch23825_BE_high_BW 5



Final Result 1

Frequency (MHz)	RMS (dBm)	Meas. Time (ms)	Bandwidth (kHz)	Polarization	Azimuth (deg)	Elevation (deg)	Corr. (dB)	Margin (dB)	Limit (dBm)
716.002004	-30.8	100.0	100.000	H	309.0	0.0	-77.3	17.8	-13.0

9.175b_BE_R_Ch23825_BW5_1RB_QAM

Common Information

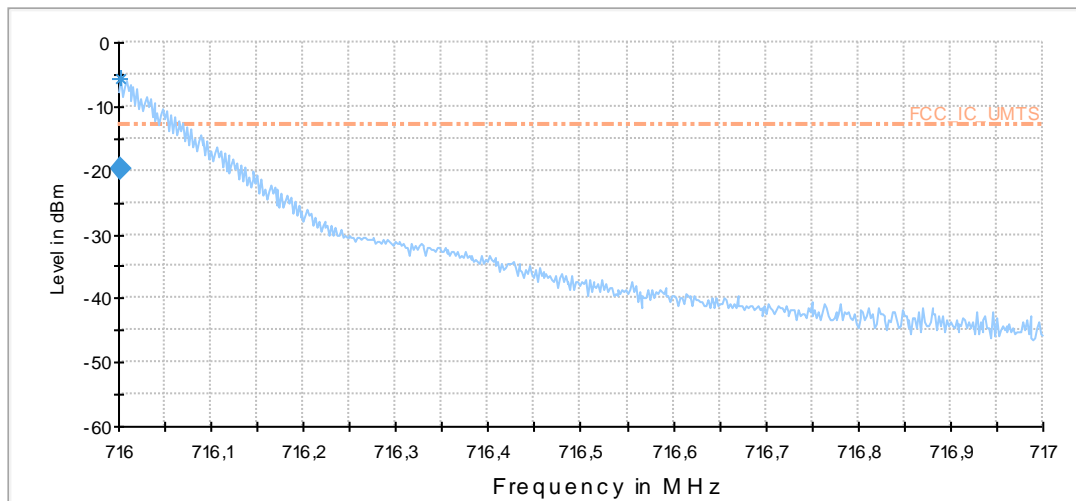
Test Description:	Band-Edge high - Radiated Spurious Emissions LTE FDDXVII
Test Site Location:	CETECOM GmbH Essen
Test Site:	Fully Anechoic Room (FAR)
Test Standard:	FCC Part 27
Operating Mode:	UE allocated channel 23825
Environmental Conditions:	Humidity: 43%rH; Temperature: 24,6°C
Operator:	Oou
Remarks:	--

EUT Information

Manufacturer:	Peiker
Model:	Wireless Module
Type:	GSM/E-GPRS/W-CDMA/LTE

EUT:	PKD0424AB0o
HW version:	3.0
SW version:	M9615A-CETWTAZM-5.0.17006
SVN:	-
Config:	-
Serial number:	US#405V1140-101HW1613
Connected Interfaces:	-
Power Supply:	3.8V DC
Comments:	IMEI no. 004402-58-000004-4

030424_FCC_Part27_LTE 17_Ch23825_BE_high_BW 5



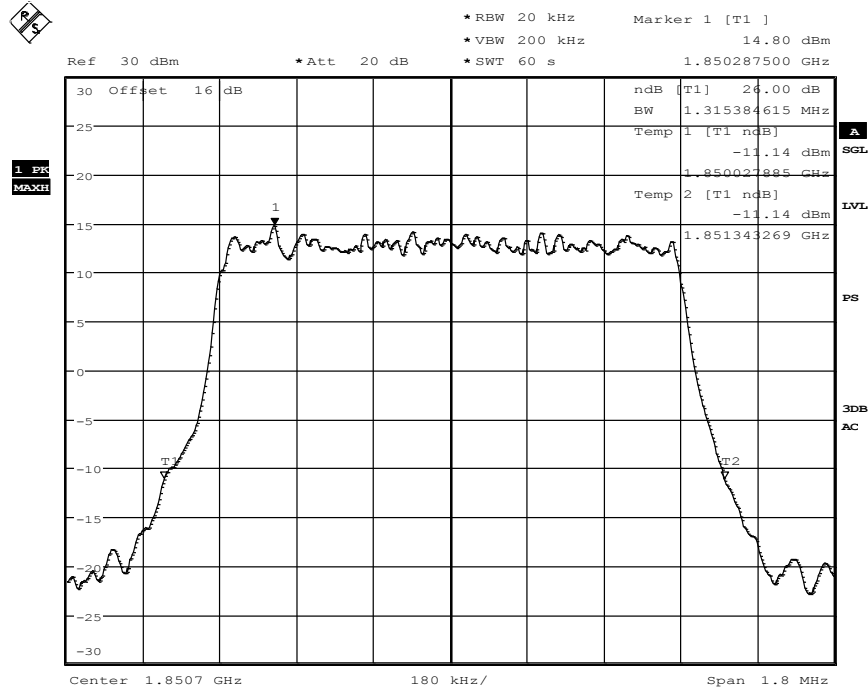
Final Result 1

Frequency (MHz)	RMS (dBm)	Meas. Time (ms)	Bandwidth (kHz)	Polarization	Azimuth (deg)	Elevation (deg)	Corr. (dB)	Margin (dB)	Limit (dBm)
716.002004	-19.7	100.0	100.000	H	309.0	90.0	-77.3	6.7	-13.0

1.9. 26dBc Emission bandwidth

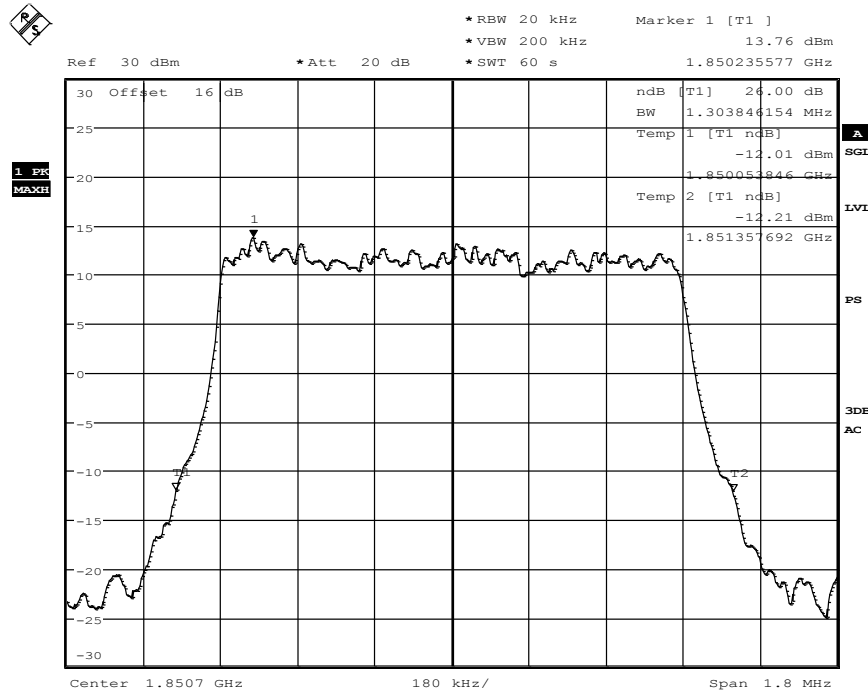
1.9.1. LTE Band II

1.9.1.1. BW = 1.4MHz



Date: 14.JUN.2013 14:34:43

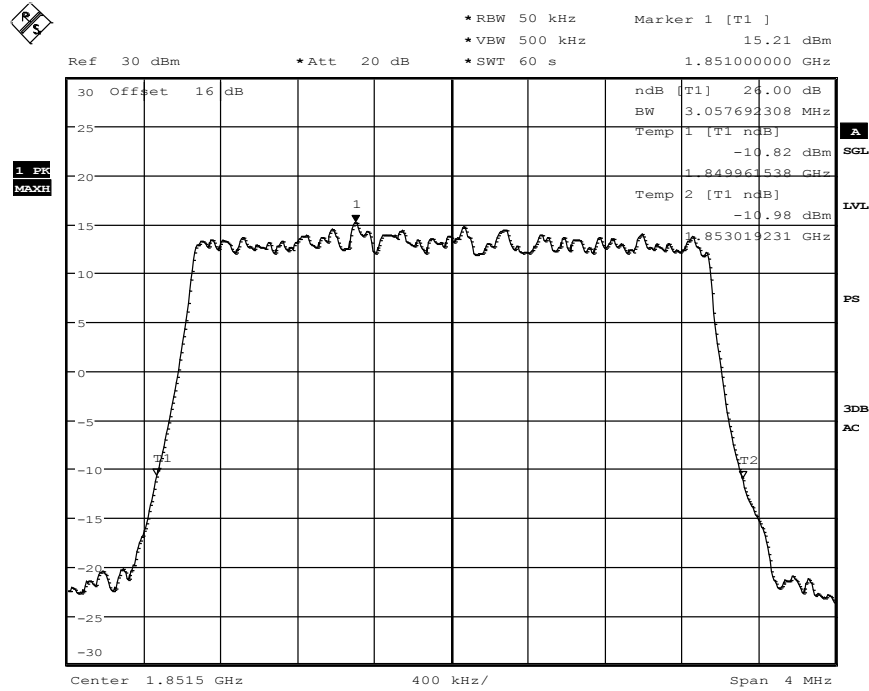
Diagram 34.200, QPSK-Modulation



Date: 14.JUN.2013 14:38:59

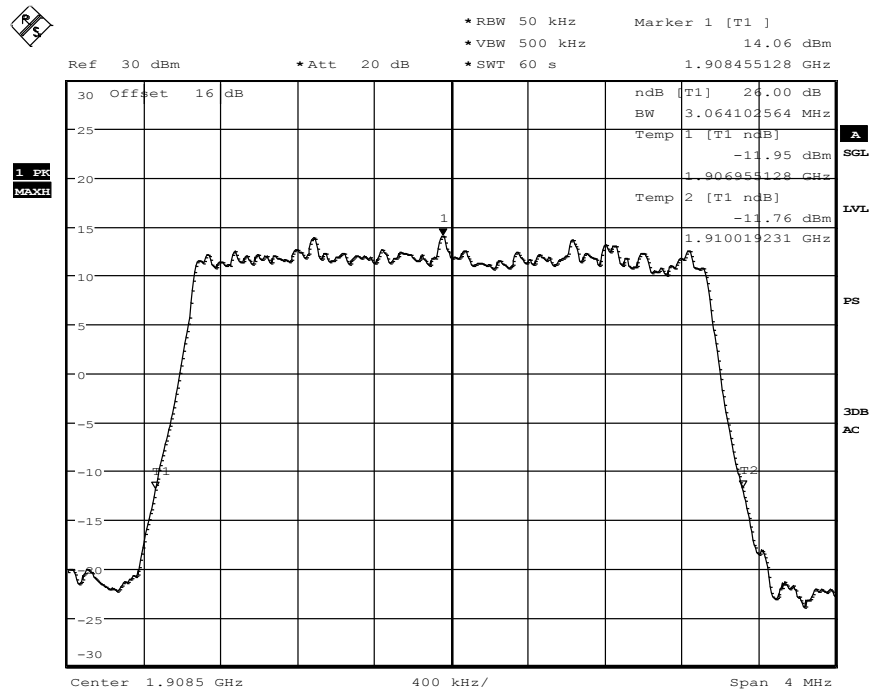
Diagram 34.218, 16-QAM-Modulation

1.9.1.2. BW = 3MHz



Date: 14.JUN.2013 14:43:57

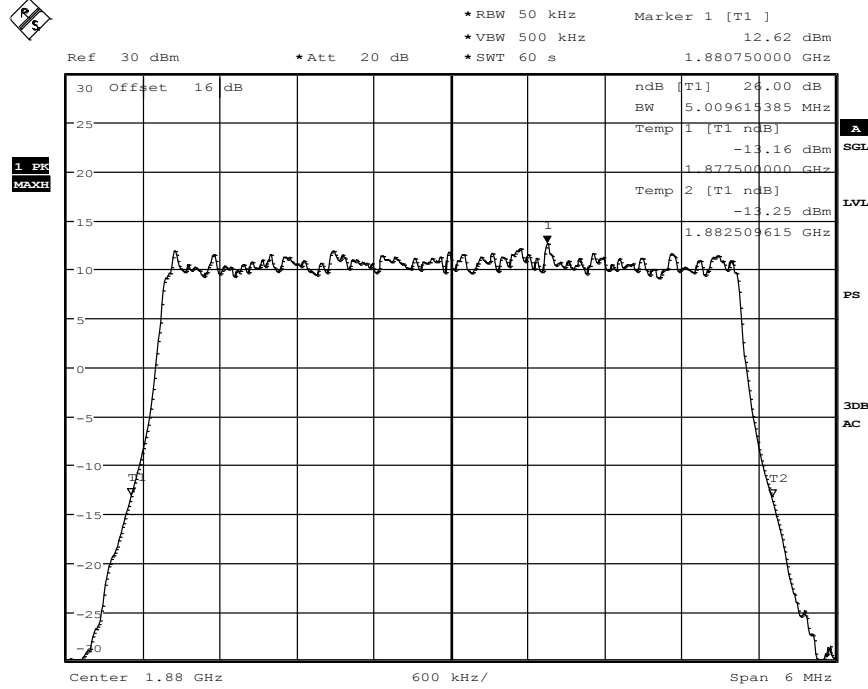
Diagram 34.203, QPSK-Modulation



Date: 14.JUN.2013 15:18:32

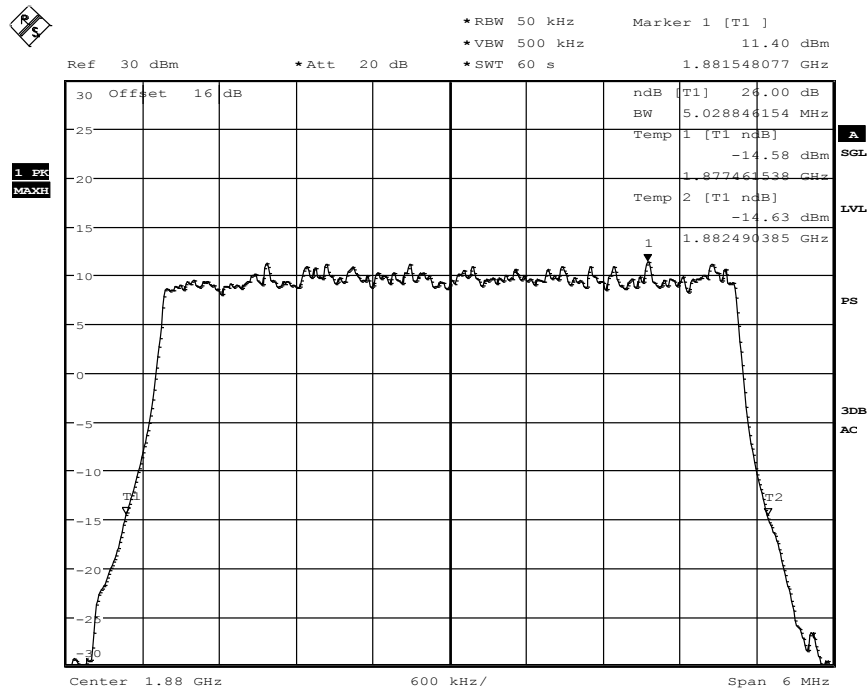
Diagram 34.223, 16-QAM-Modulation

1.9.1.3. BW = 5MHz



Date: 14.JUN.2013 16:37:18

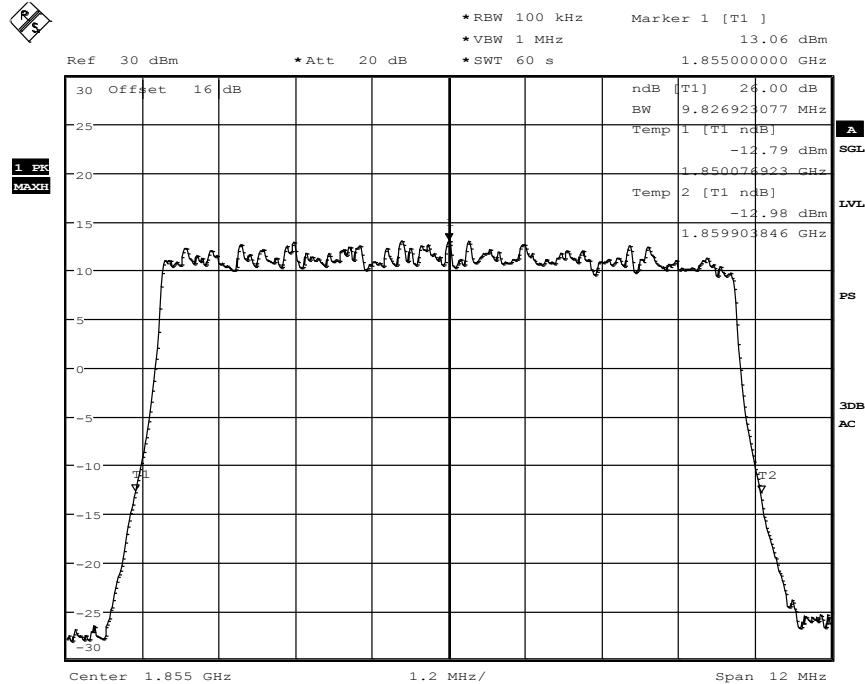
Diagram 34.207, QPSK-Modulation



Date: 14.JUN.2013 16:39:06

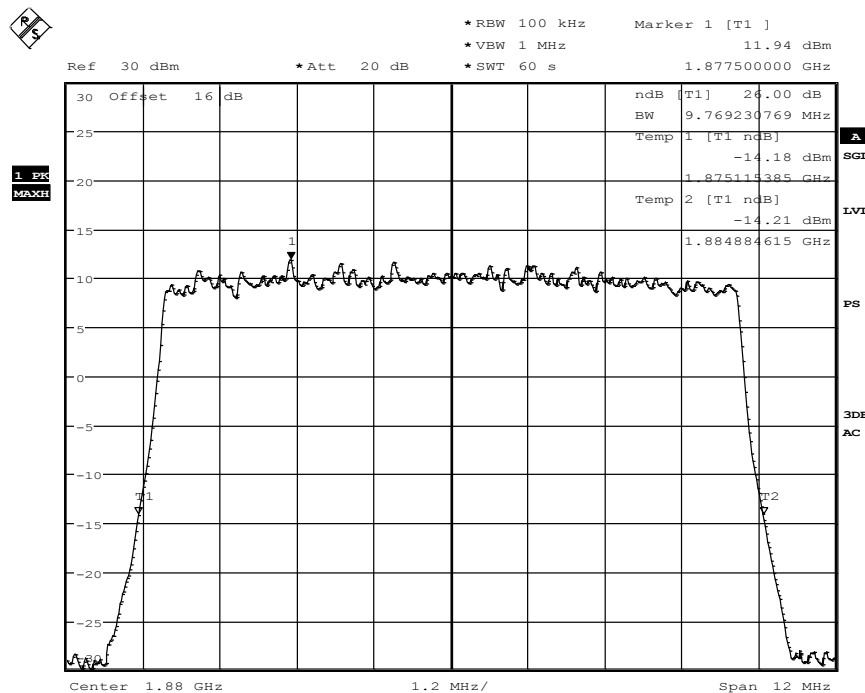
Diagram 34.225, 16-QAM-Modulation

1.9.1.4. BW = 10MHz



Date: 14.JUN.2013 15:52:03

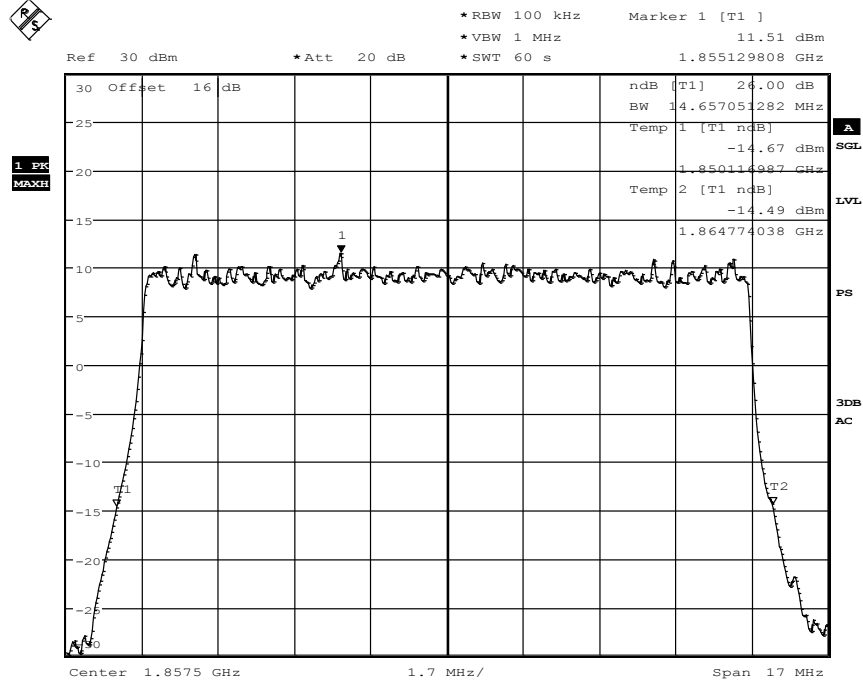
Diagram 34.209, QPSK-Modulation



Date: 14.JUN.2013 16:57:09

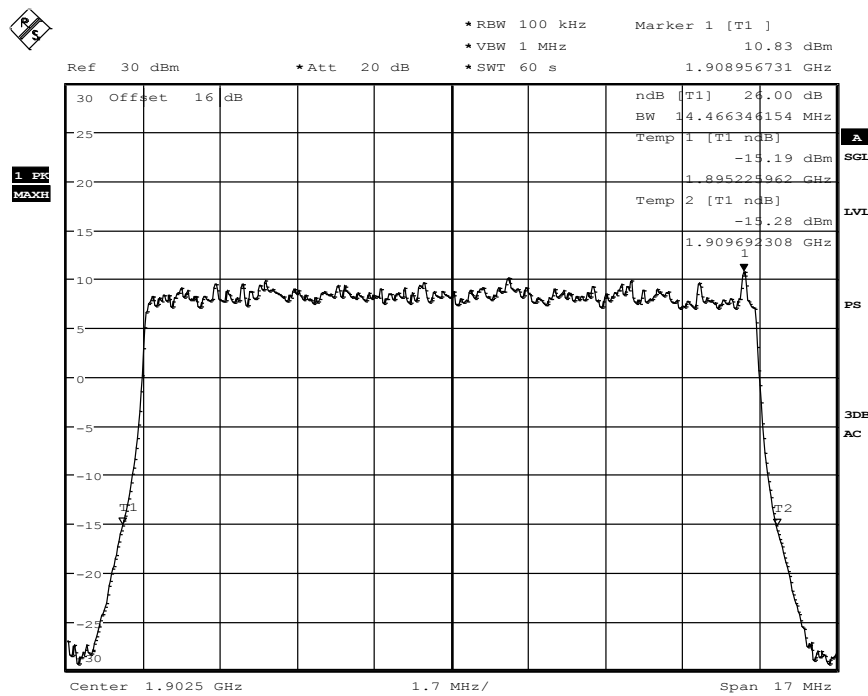
Diagram 34.228, 16-QAM-Modulation

1.9.1.5. BW = 15MHz



Date: 14.JUN.2013 16:23:11

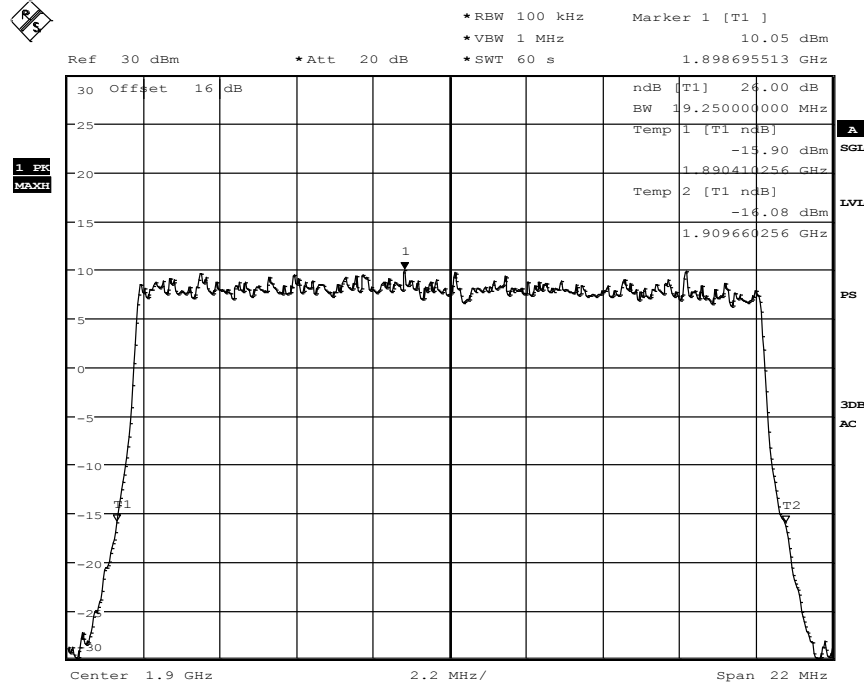
Diagram 34.212, QPSK-Modulation



Date: 14.JUN.2013 17:19:31

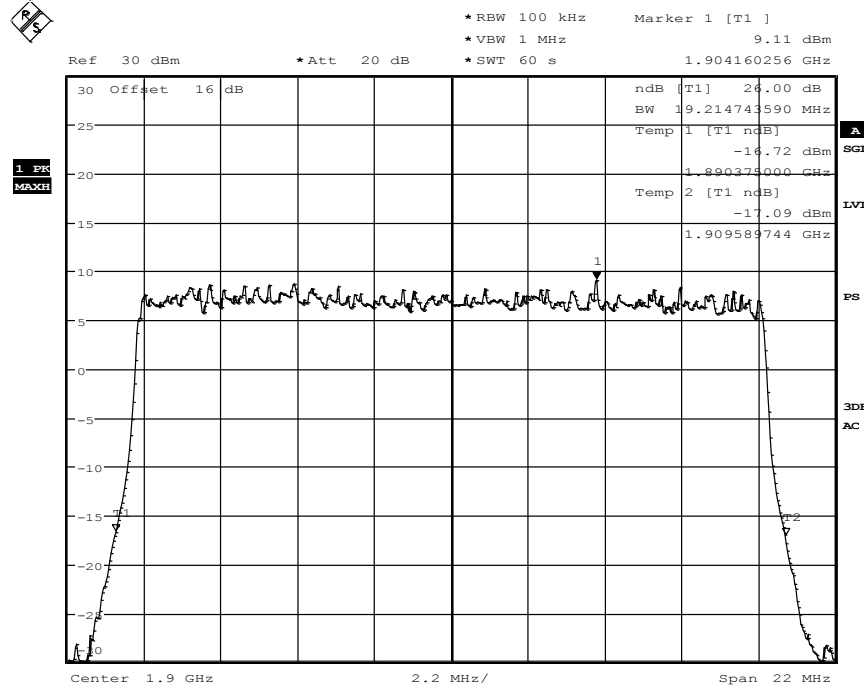
Diagram 34.232, 16-QAM-Modulation

1.9.1.6. BW = 20MHz



Date: 14.JUN.2013 17:32:52

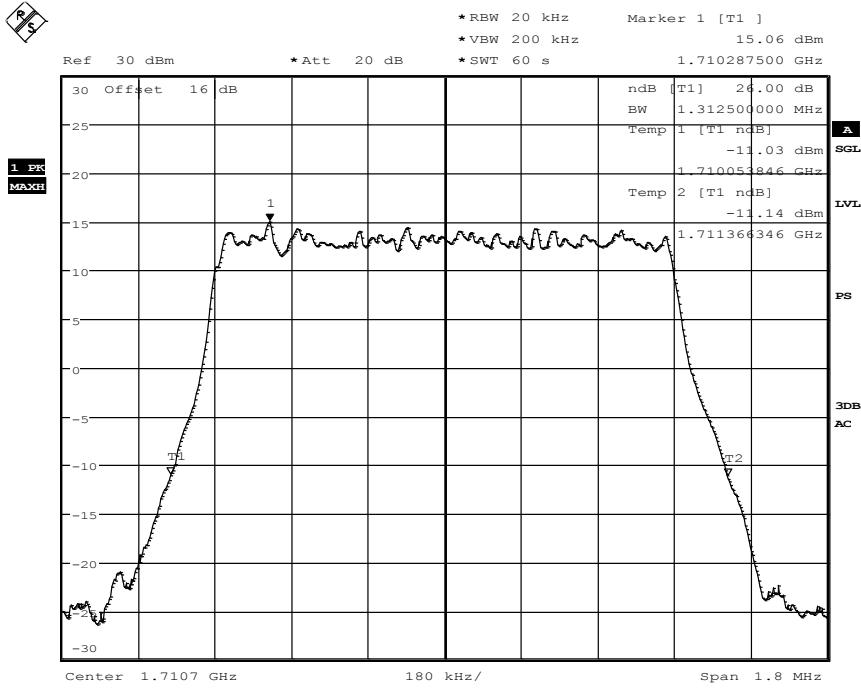
Diagram 34.217, QPSK-Modulation



Date: 14.JUN.2013 17:30:55

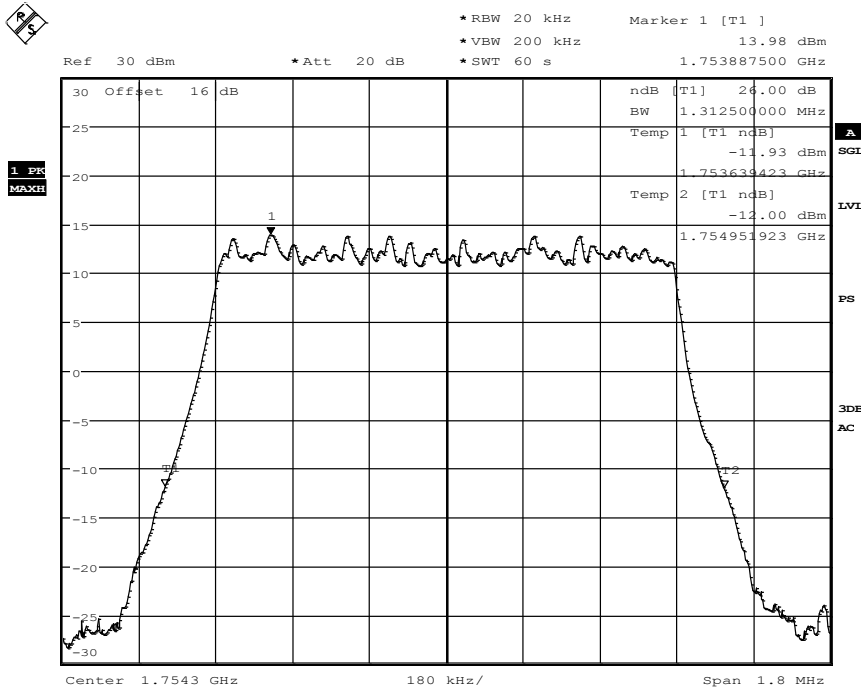
Diagram 34.235, 16-QAM-Modulation

1.9.2. LTE Band IV
1.9.2.1. BW = 1.4MHz



Date: 14.JUN.2013 18:29:45

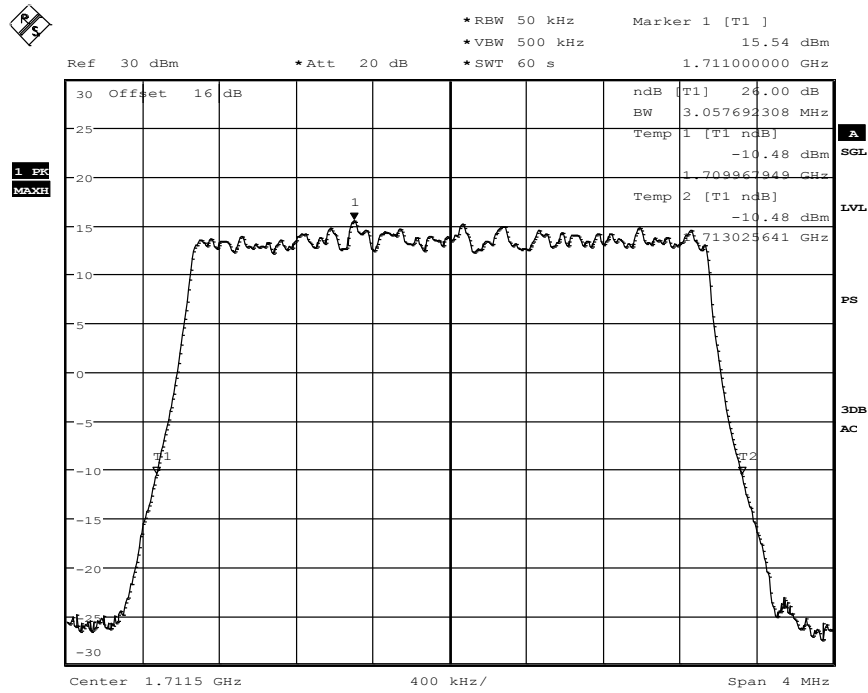
Diagram 34.401, QPSK-Modulation



Date: 14.JUN.2013 18:41:14

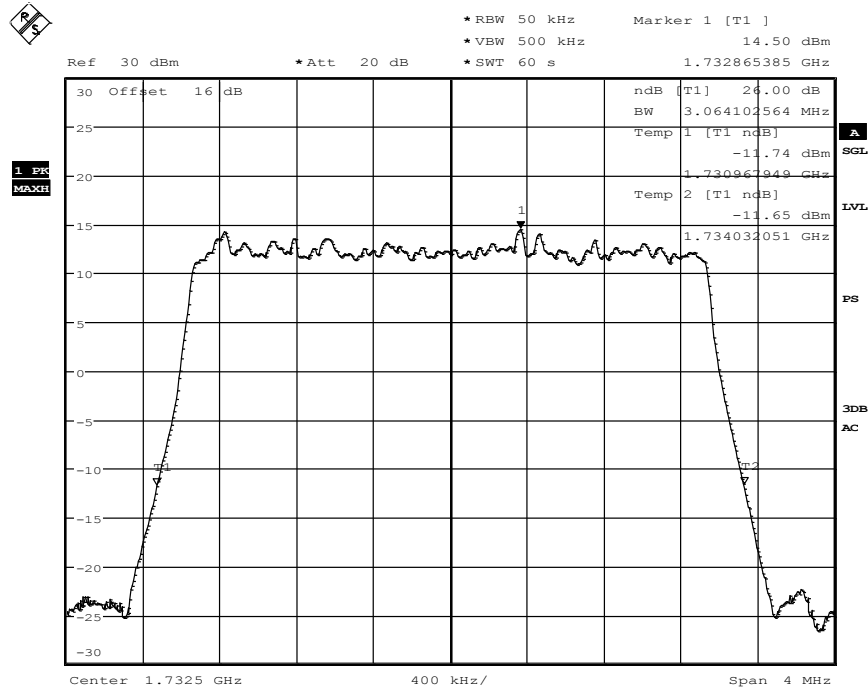
Diagram 34.421, 16-QAM-Modulation

1.9.2.2. BW = 3MHz



Date: 14.JUN.2013 18:52:51

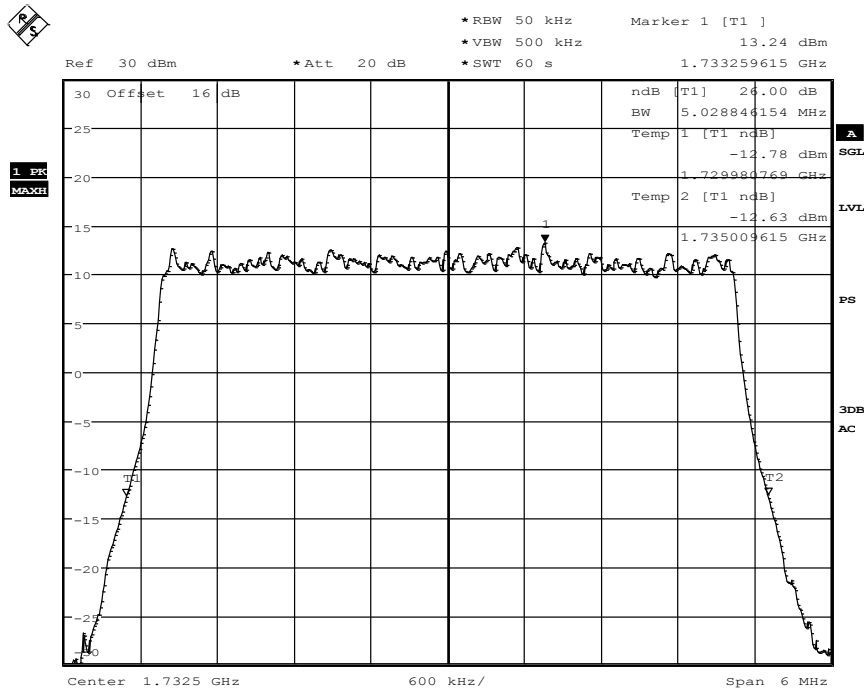
Diagram 34.404, QPSK-Modulation



Date: 14.JUN.2013 18:58:16

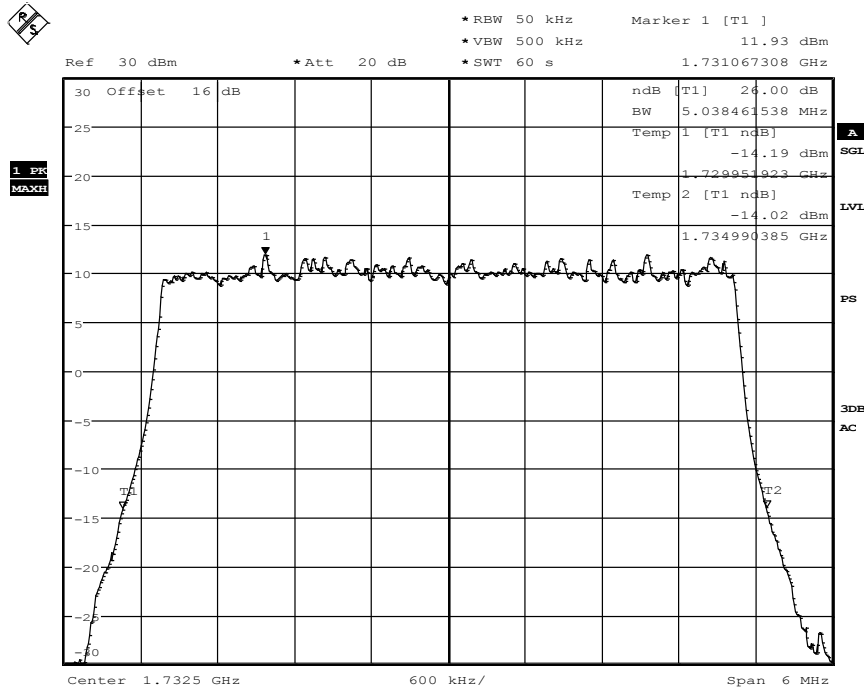
Diagram 34.423, 16-QAM-Modulation

1.9.2.3. BW = 5MHz



Date: 14.JUN.2013 19:55:45

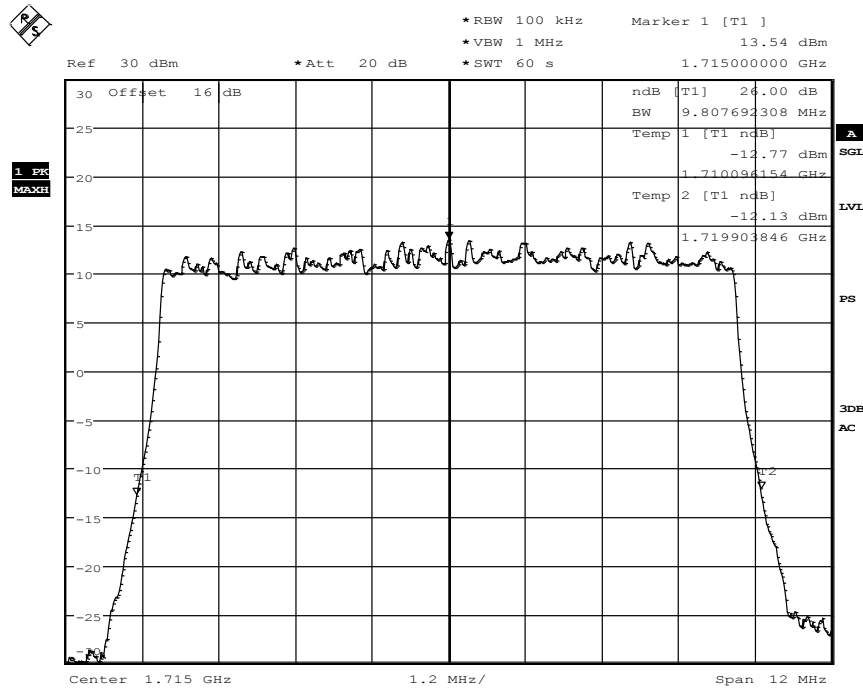
Diagram 34.408, QPSK-Modulation



Date: 14.JUN.2013 19:53:44

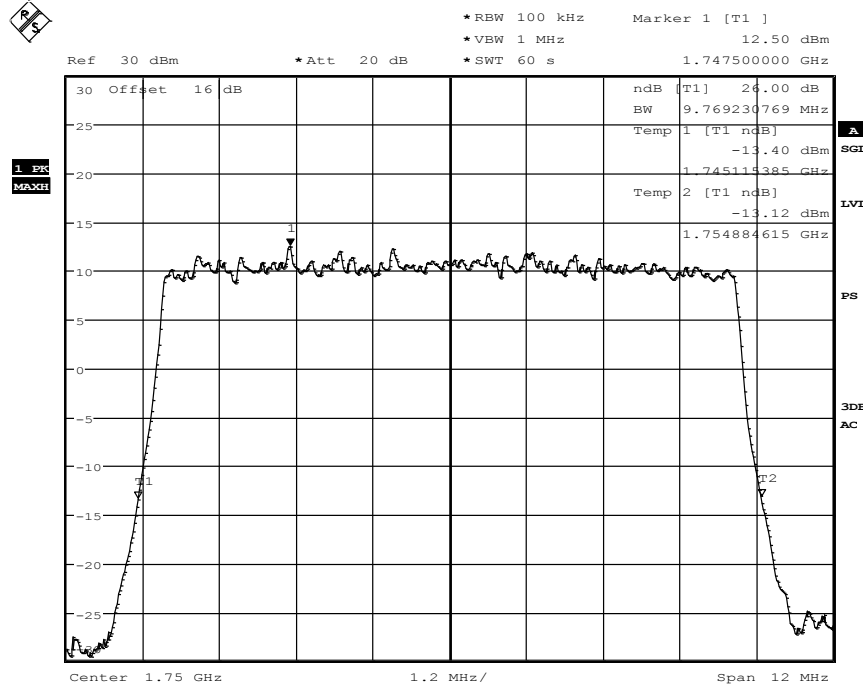
Diagram 34.426, 16-QAM-Modulation

1.9.2.4. BW = 10MHz



Date: 14.JUN.2013 20:23:03

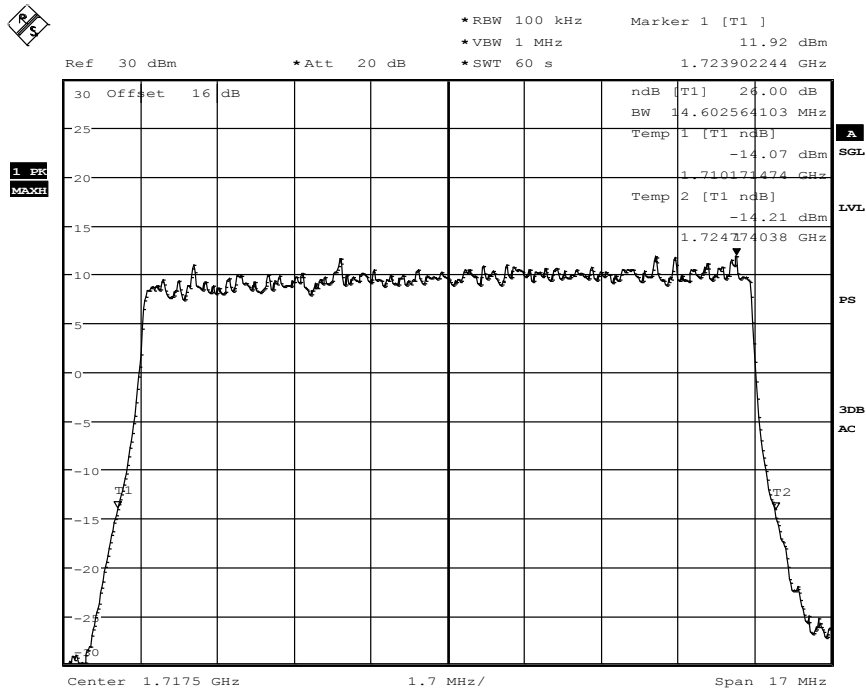
Diagram 34.410, QPSK-Modulation



Date: 14.JUN.2013 20:27:29

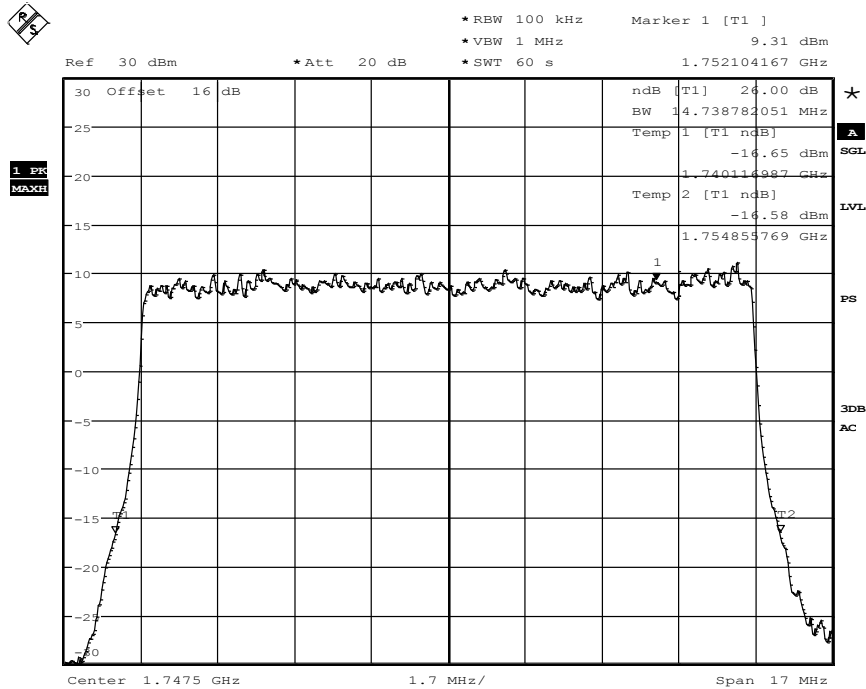
Diagram 34.428, 16-QAM-Modulation

1.9.2.5. BW = 15MHz



Date: 14.JUN.2013 20:34:56

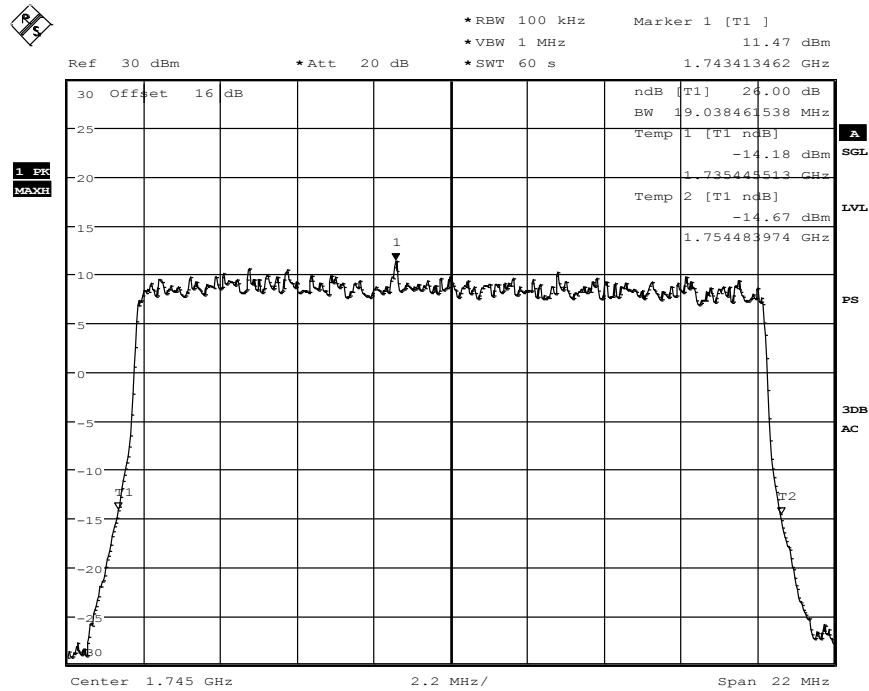
Diagram 34.413, QPSK-Modulation



Date: 14.JUN.2013 20:45:42

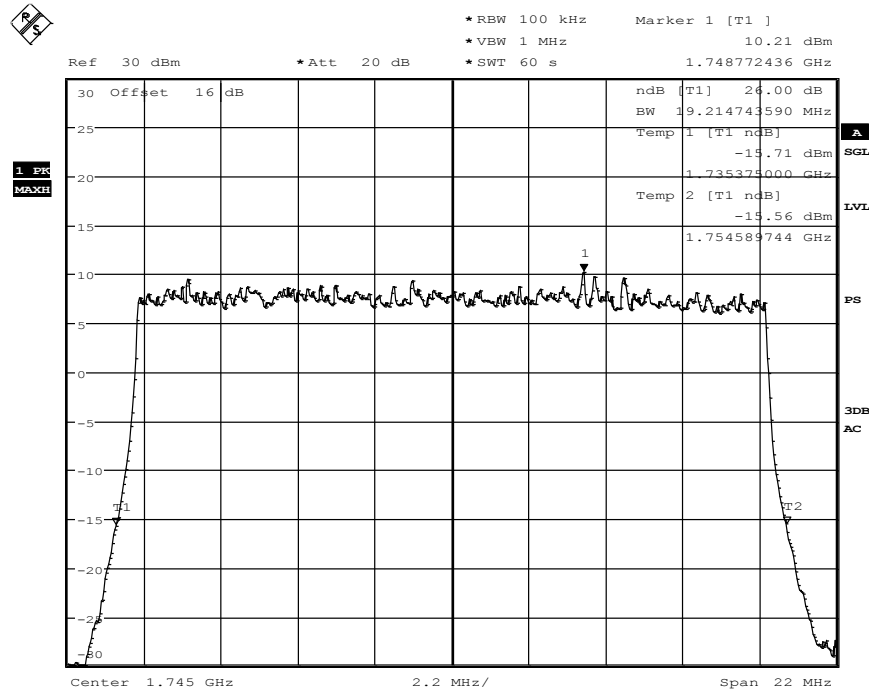
Diagram 34.433, 16-QAM-Modulation

1.9.2.6. BW = 20MHz



Date: 14.JUN.2013 21:08:20

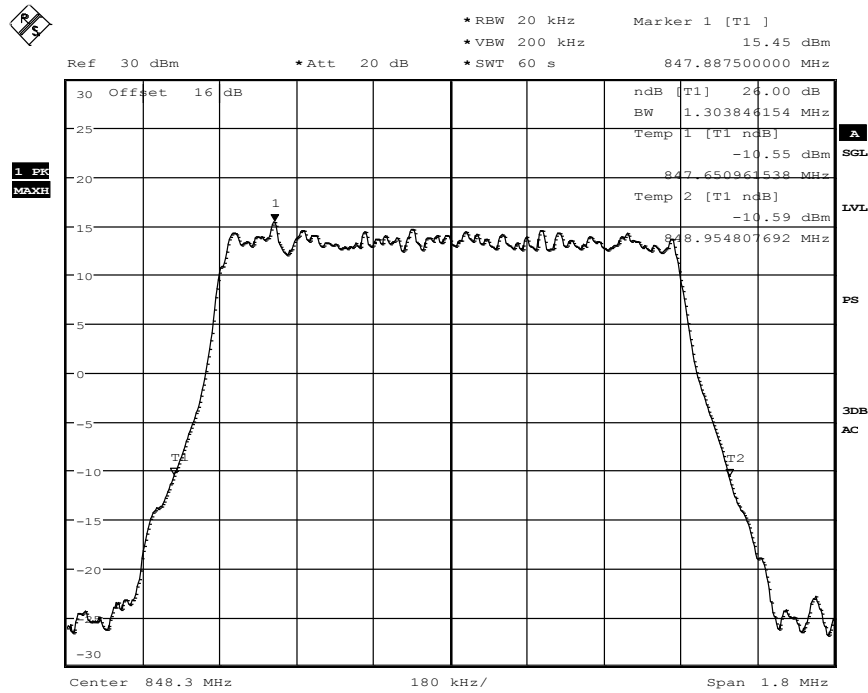
Diagram 34.418, QPSK-Modulation



Date: 14.JUN.2013 21:05:13

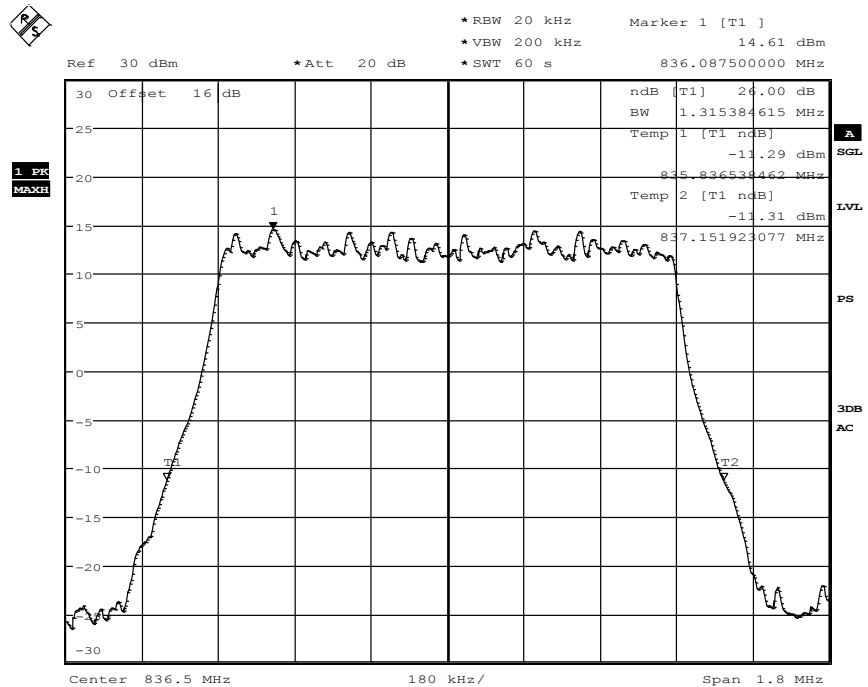
Diagram 34.436, 16-QAM-Modulation

1.9.3. LTE Band V
1.9.3.1. BW = 1.4MHz



Date: 14.JUN.2013 21:40:15

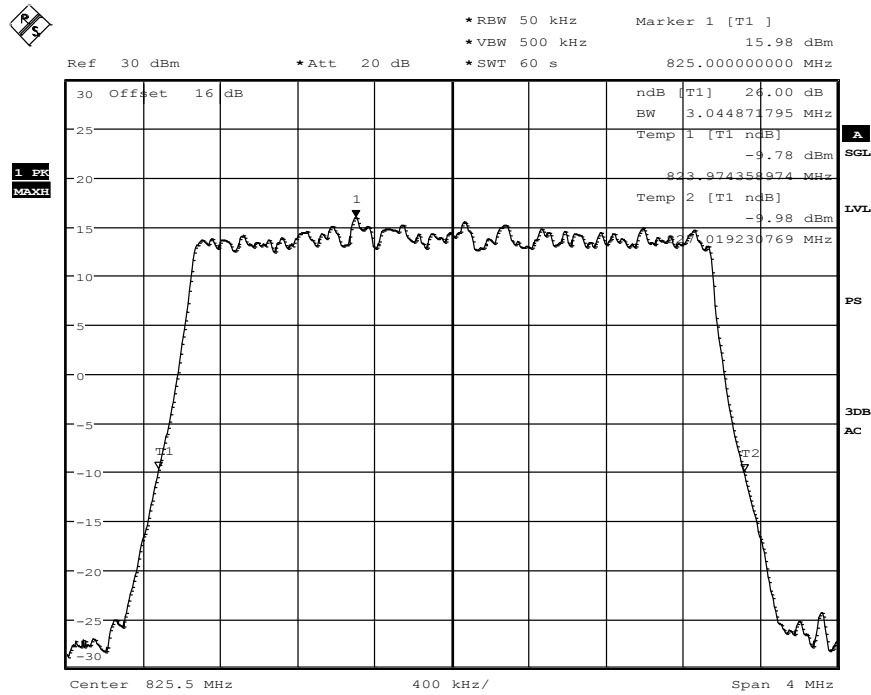
Diagram 34.503, QPSK-Modulation



Date: 14.JUN.2013 21:34:14

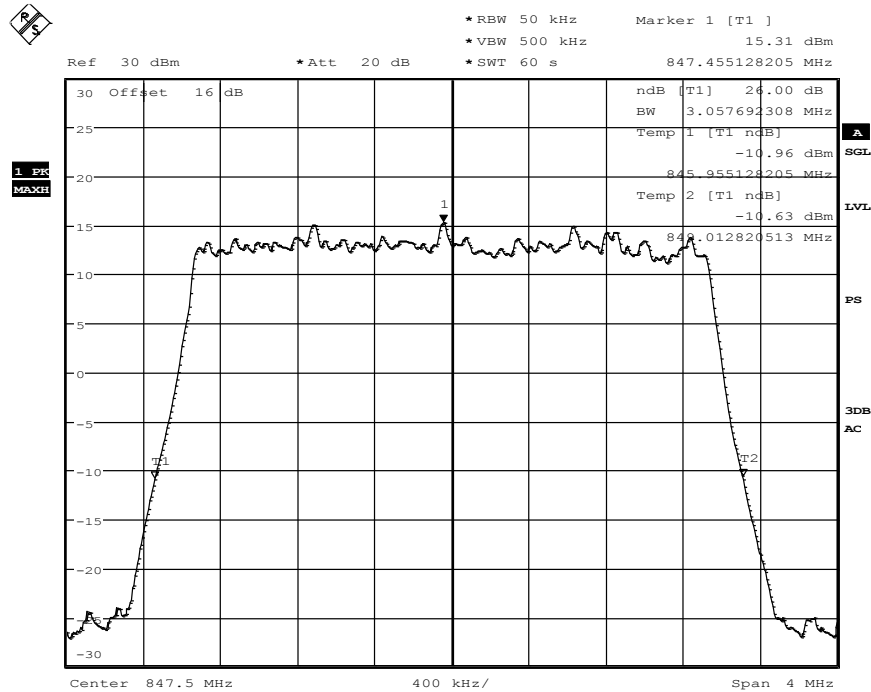
Diagram 34.514, 16-QAM-Modulation

1.9.3.2. BW = 3MHz



Date: 14.JUN.2013 21:51:05

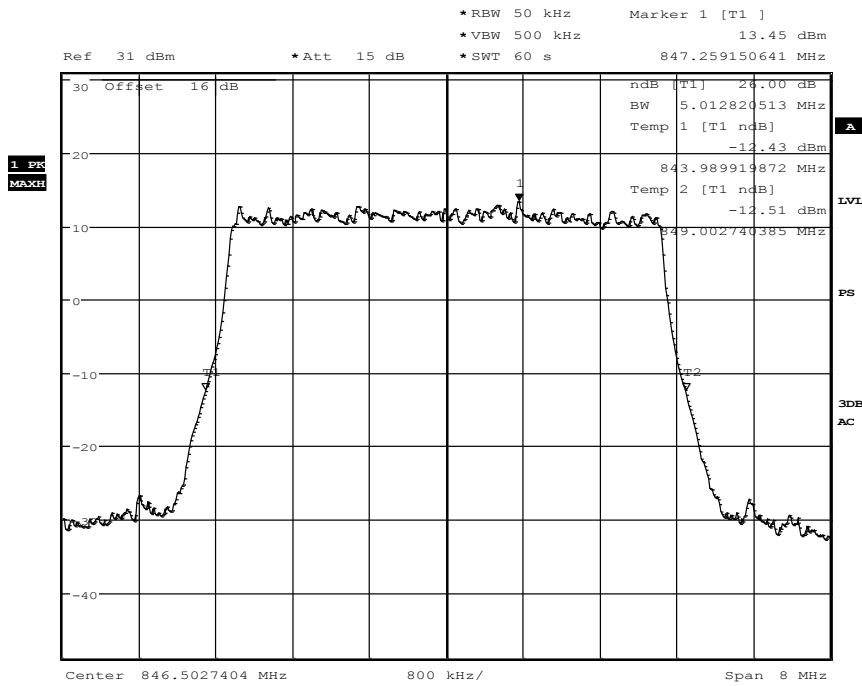
Diagram 34.504, QPSK-Modulation



Date: 14.JUN.2013 22:05:22

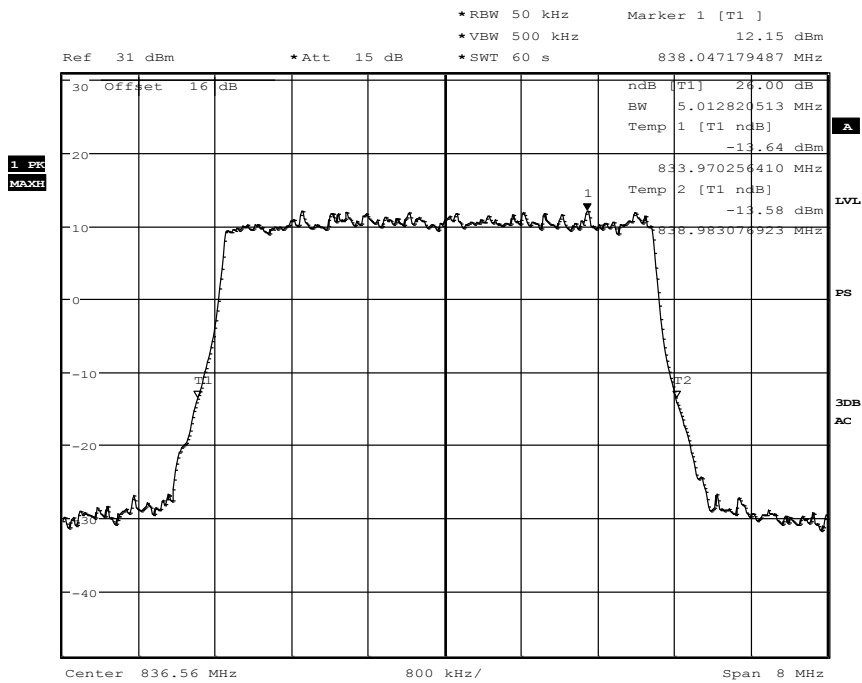
Diagram 34.516, 16-QAM-Modulation

1.9.3.3. BW = 5MHz



Date: 19.JUN.2013 10:50:38

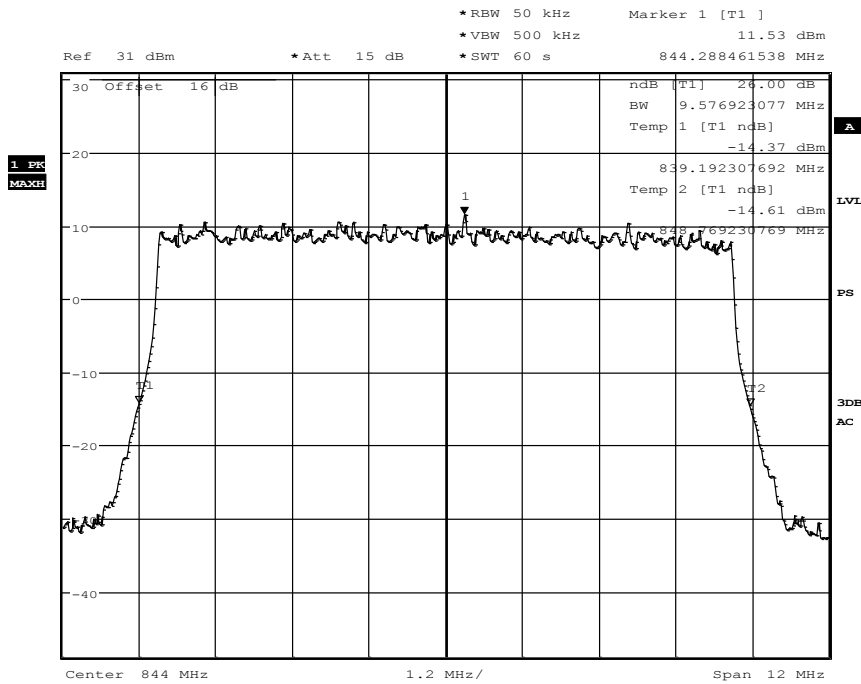
Diagram 34.509, QPSK-Modulation



Date: 19.JUN.2013 11:26:25

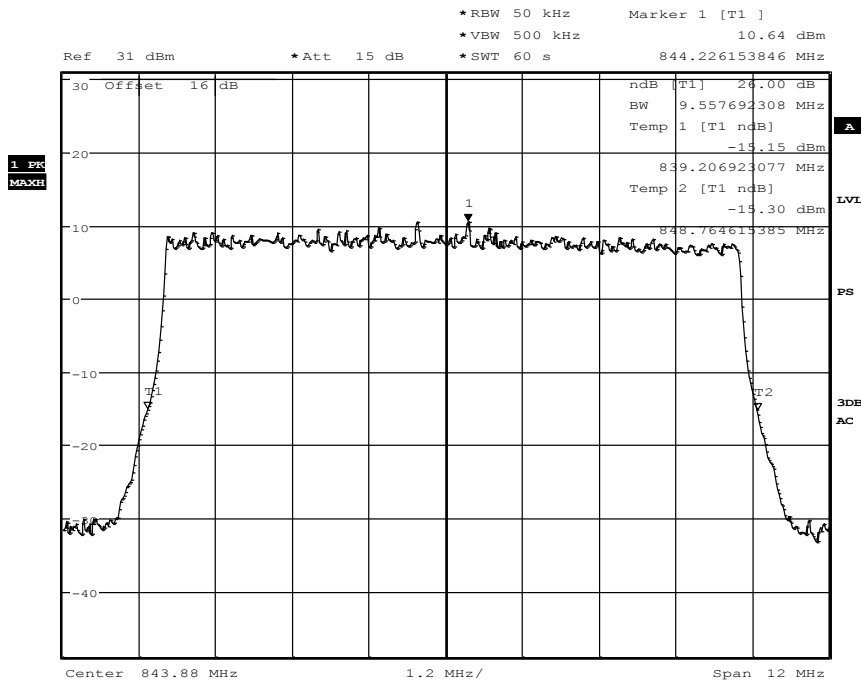
Diagram 34.520, 16-QAM-Modulation

1.9.3.4. BW = 10MHz



Date: 19.JUN.2013 11:10:19

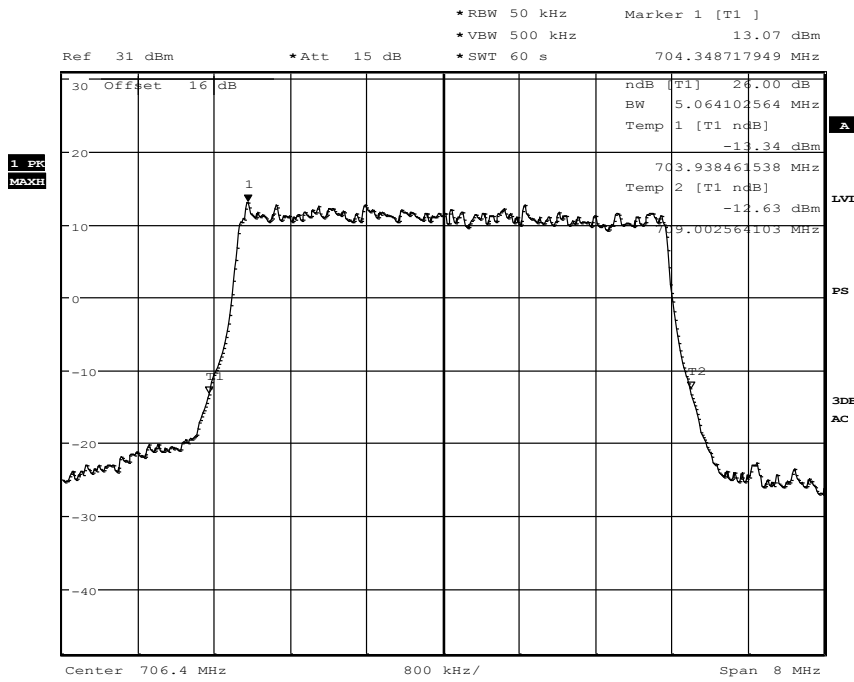
Diagram 34.511, QPSK-Modulation



Date: 19.JUN.2013 11:49:26

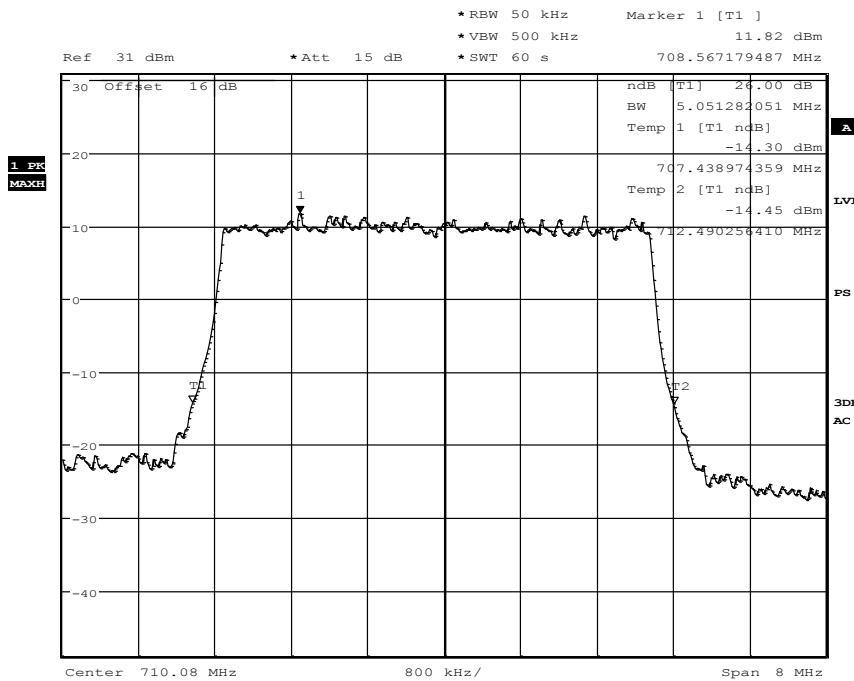
Diagram 34.524, 16-QAM-Modulation

1.9.4. LTE Band XVII
1.9.4.1. BW = 5MHz



Date: 19.JUN.2013 12:02:56

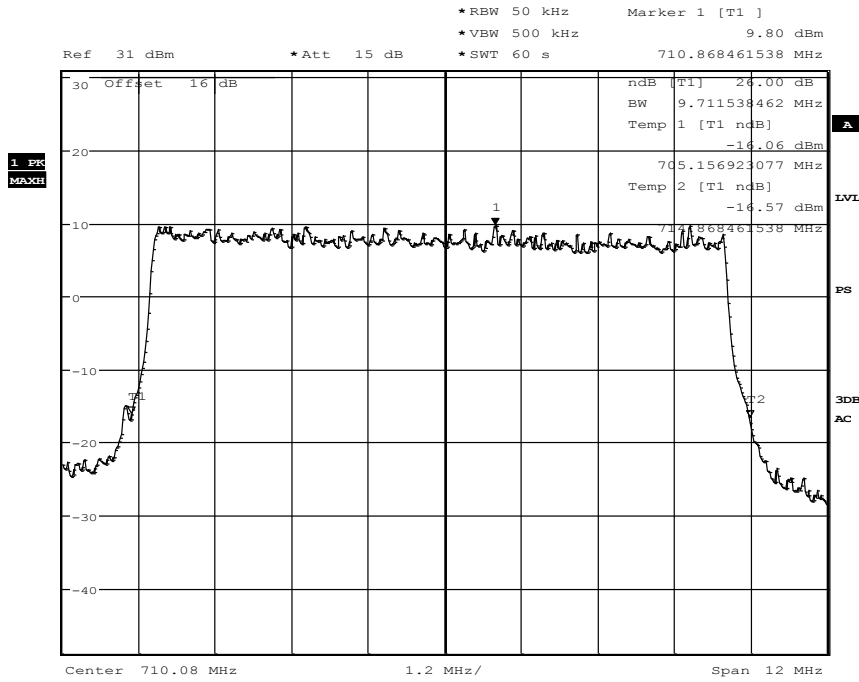
Diagram 34.171, QPSK-Modulation



Date: 19.JUN.2013 12:59:17

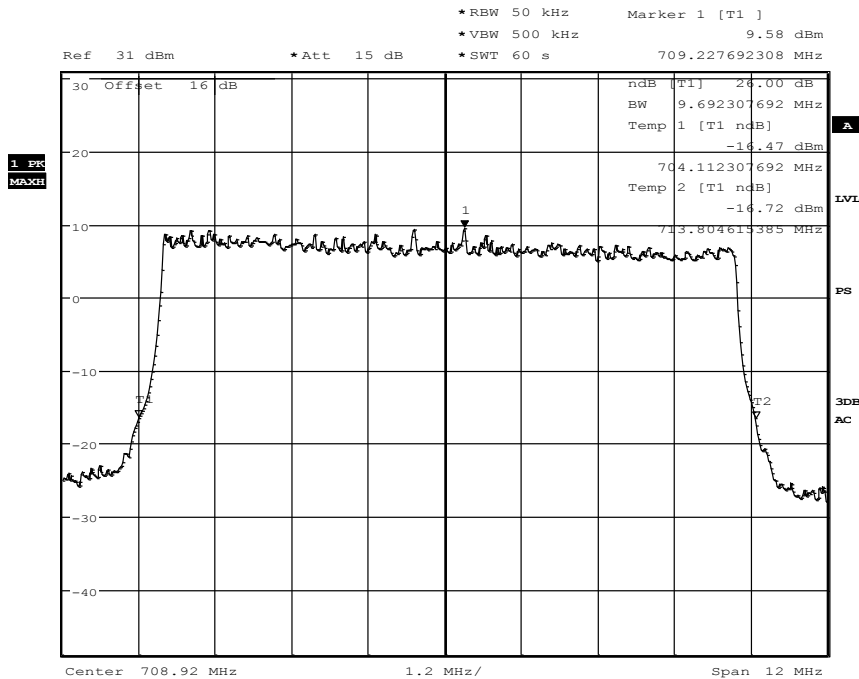
Diagram 34.178, 16-QAM-Modulation

1.9.4.2. BW = 10MHz



Date: 19.JUN.2013 12:47:21

Diagram 34.175, QPSK-Modulation



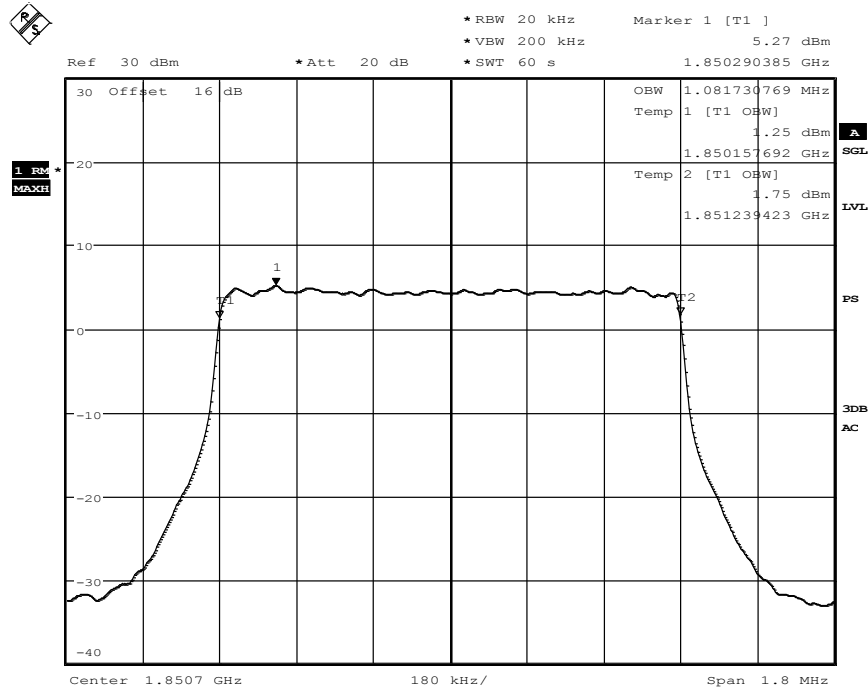
Date: 19.JUN.2013 13:07:37

Diagram 34.180, 16-QAM-Modulation

1.10. 99% occupied bandwidth

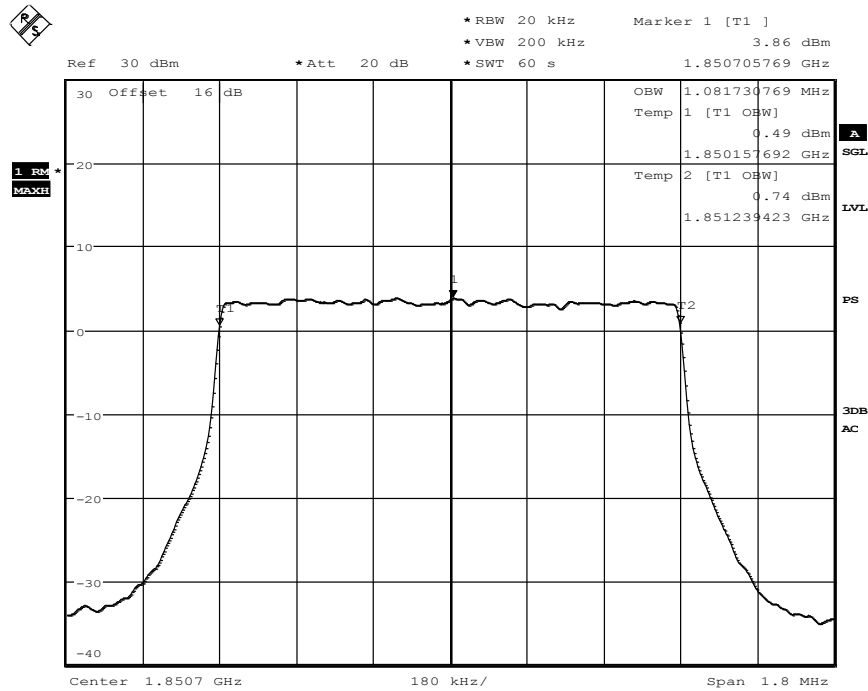
1.10.1. LTE Band II

1.10.1.1. BW = 1.4MHz



Date: 14.JUN.2013 18:01:07

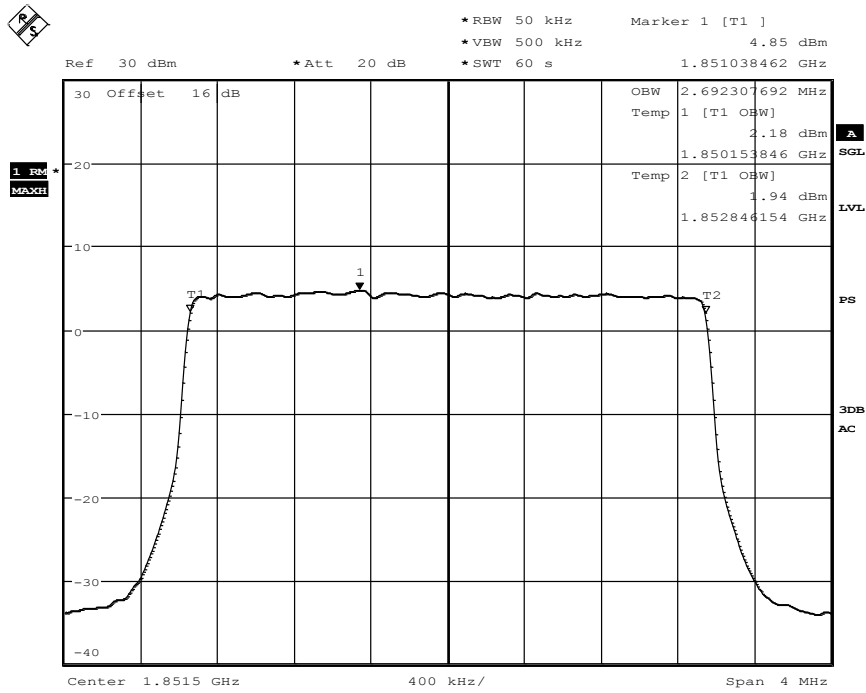
Diagram 35.200, QPSK-Modulation



Date: 14.JUN.2013 18:04:03

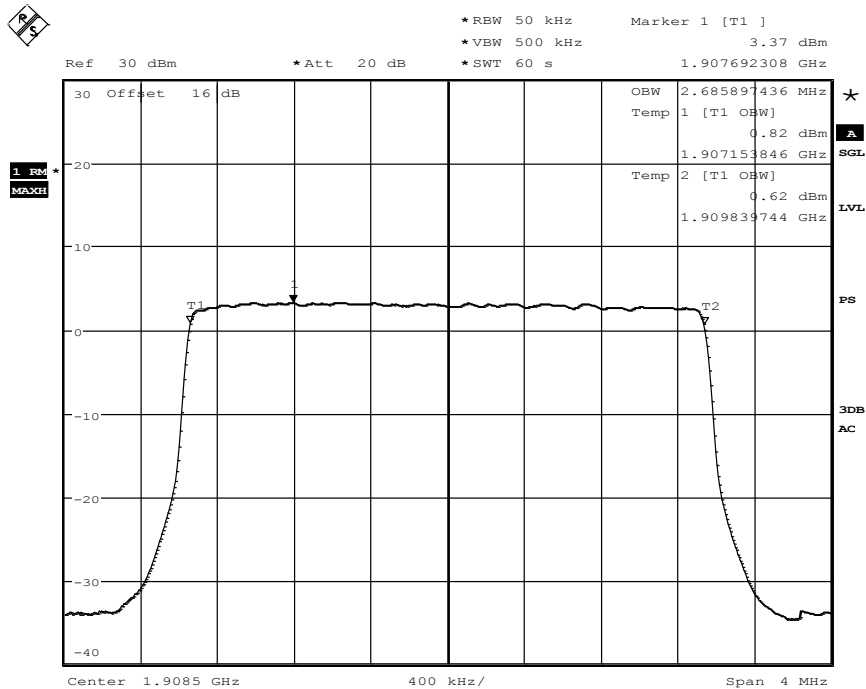
Diagram 35.218, 16-QAM-Modulation

1.10.1.2.BW = 3MHz



Date: 14.JUN.2013 18:07:33

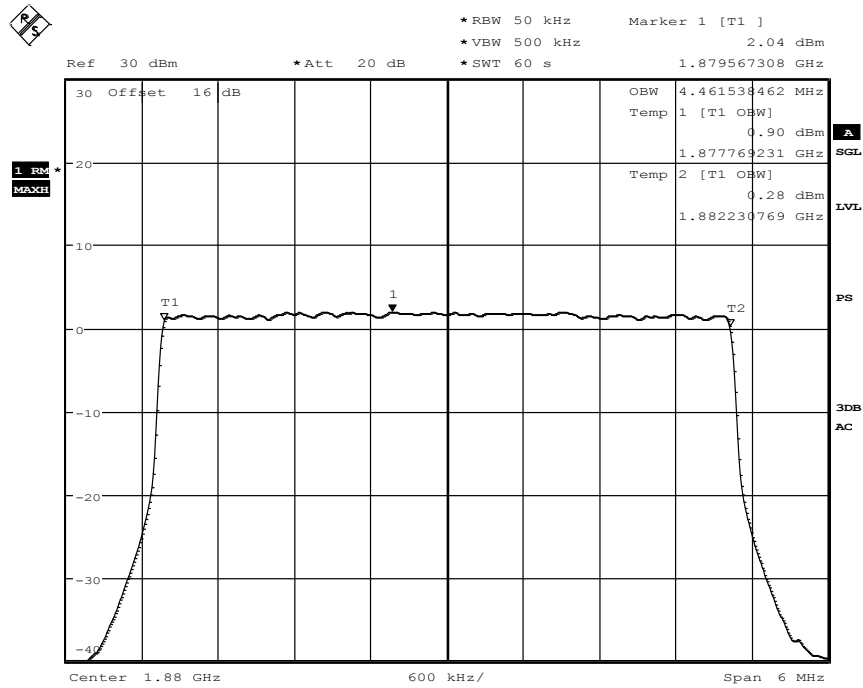
Diagram 35.203, QPSK-Modulation



Date: 14.JUN.2013 18:09:55

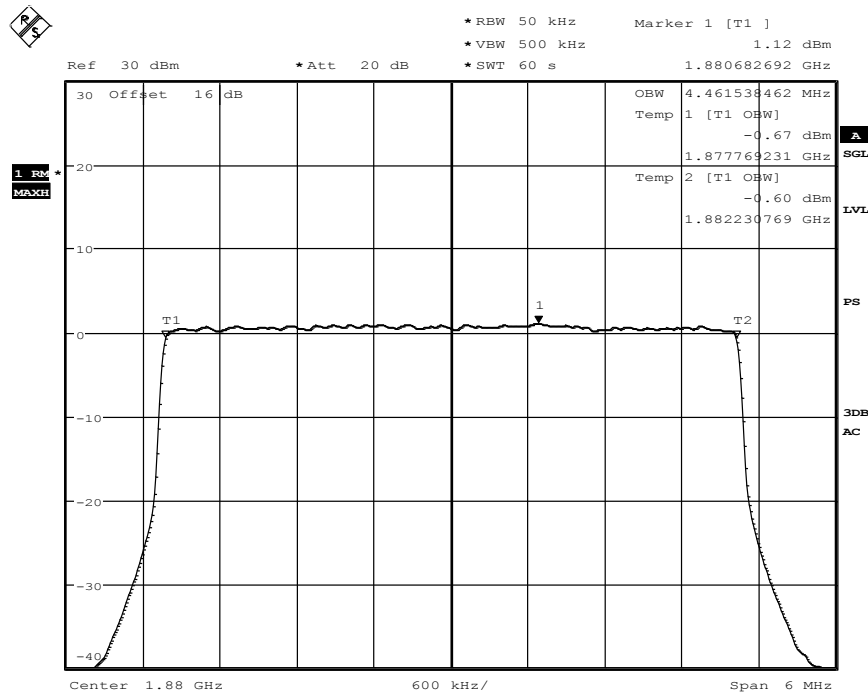
Diagram 35.223, 16-QAM-Modulation

1.10.1.3. BW = 5MHz



Date: 14.JUN.2013 18:14:02

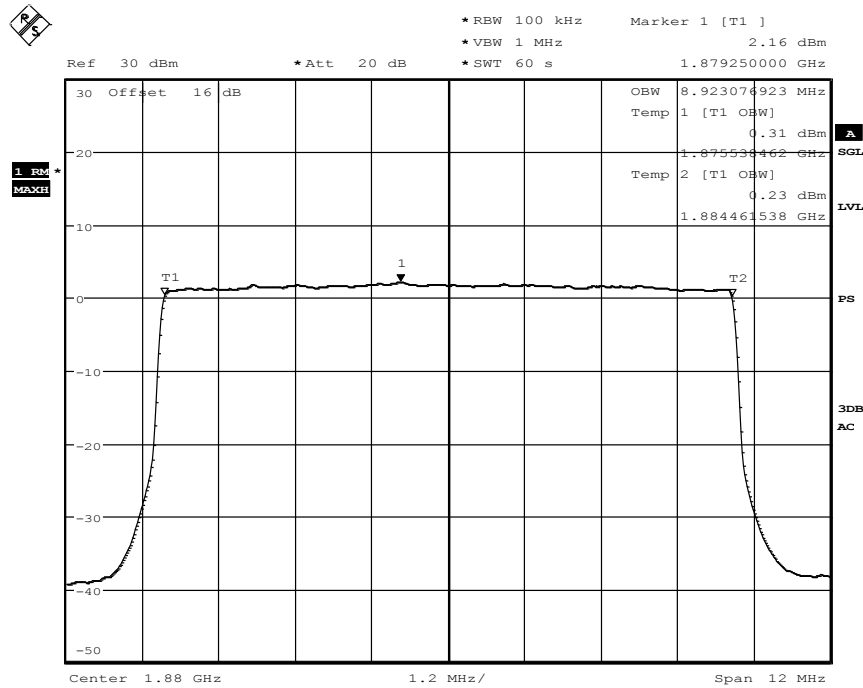
Diagram 35. 207, QPSK-Modulation



Date: 14.JUN.2013 18:16:43

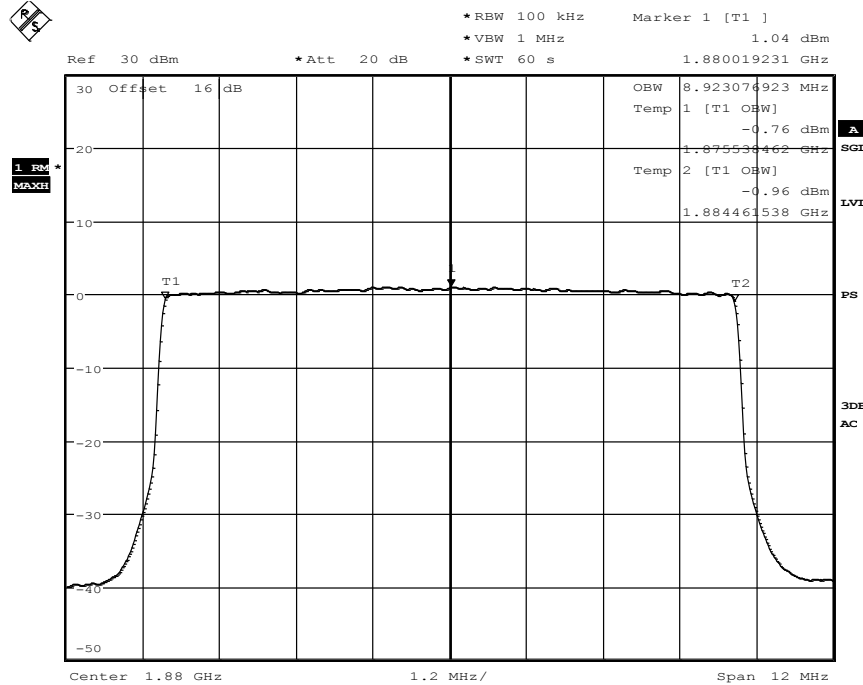
Diagram 35.225, 16-QAM-Modulation

1.10.1.4. BW = 10MHz



Date: 14.JUN.2013 18:22:03

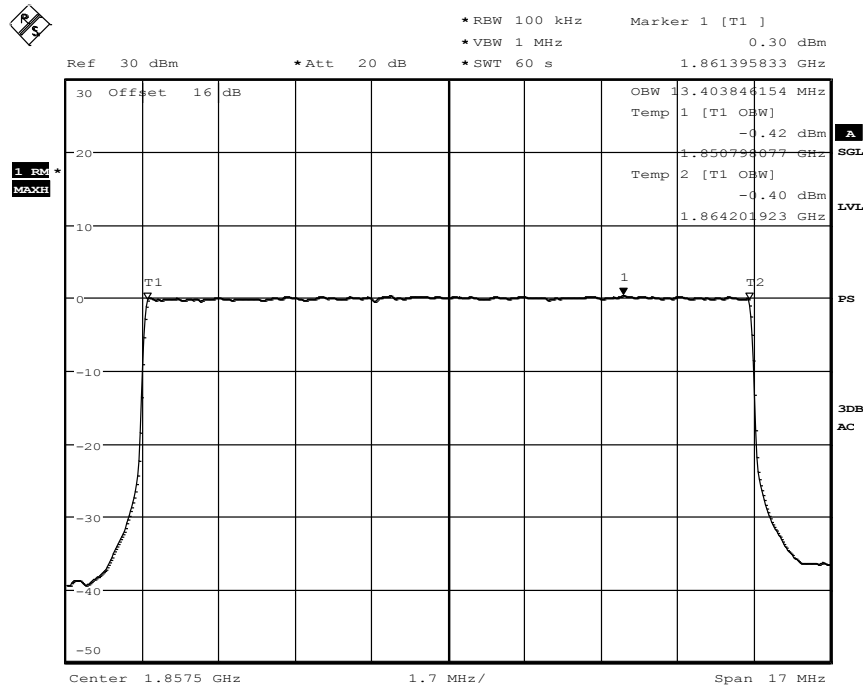
Diagram 35.209, QPSK-Modulation



Date: 14.JUN.2013 18:19:50

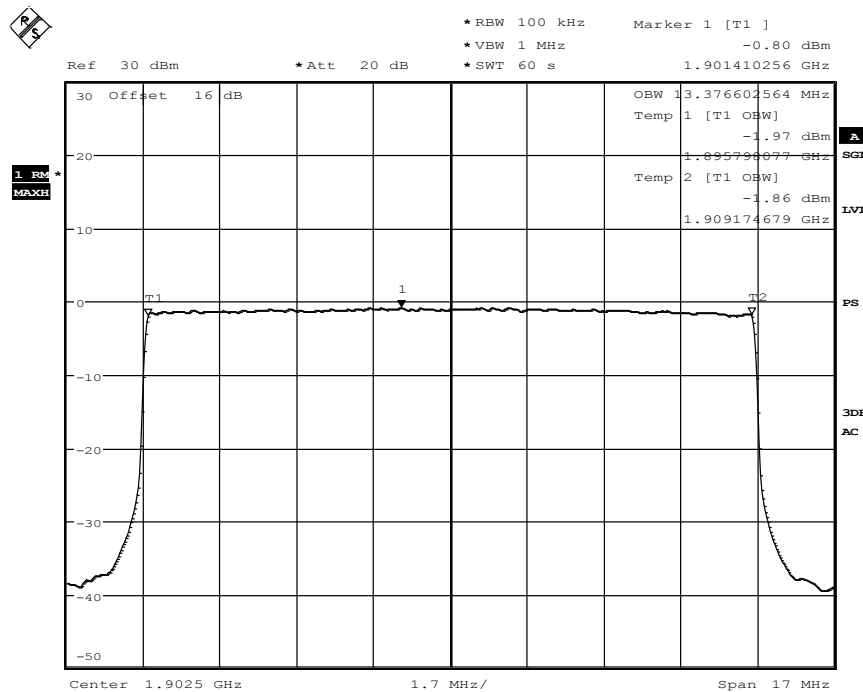
Diagram 35.228, 16-QAM-Modulation

1.10.1.5. BW = 15MHz



Date: 14.JUN.2013 17:47:02

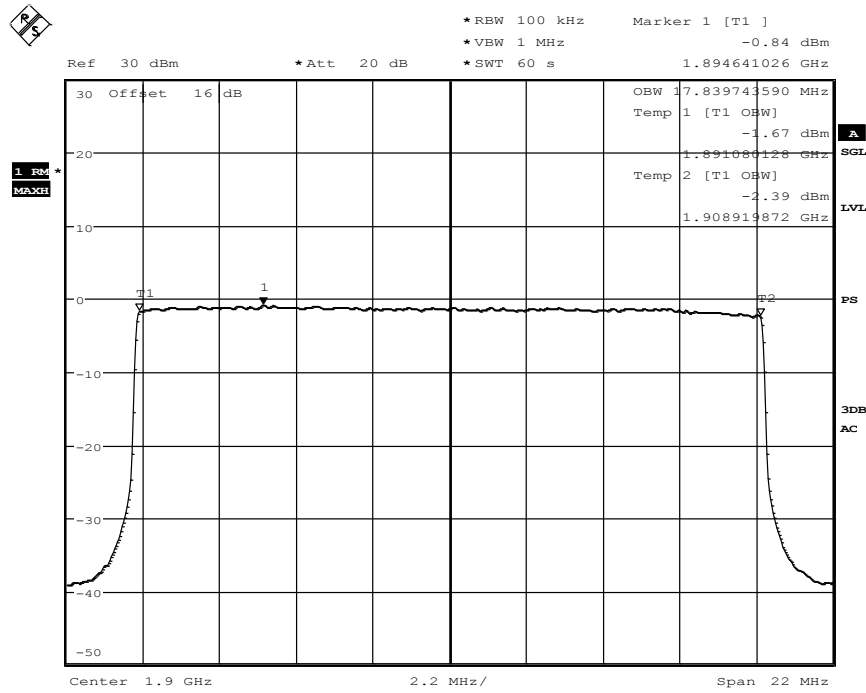
Diagram 35.212, QPSK-Modulation



Date: 14.JUN.2013 17:42:05

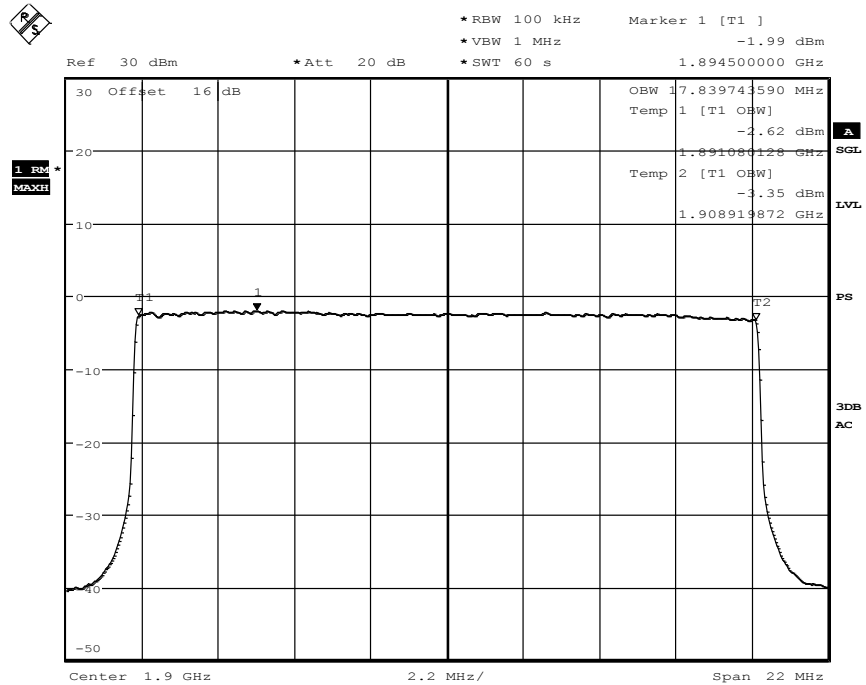
Diagram 35.232, 16-QAM-Modulation

1.10.1.6. BW = 20MHz



Date: 14.JUN.2013 17:37:18

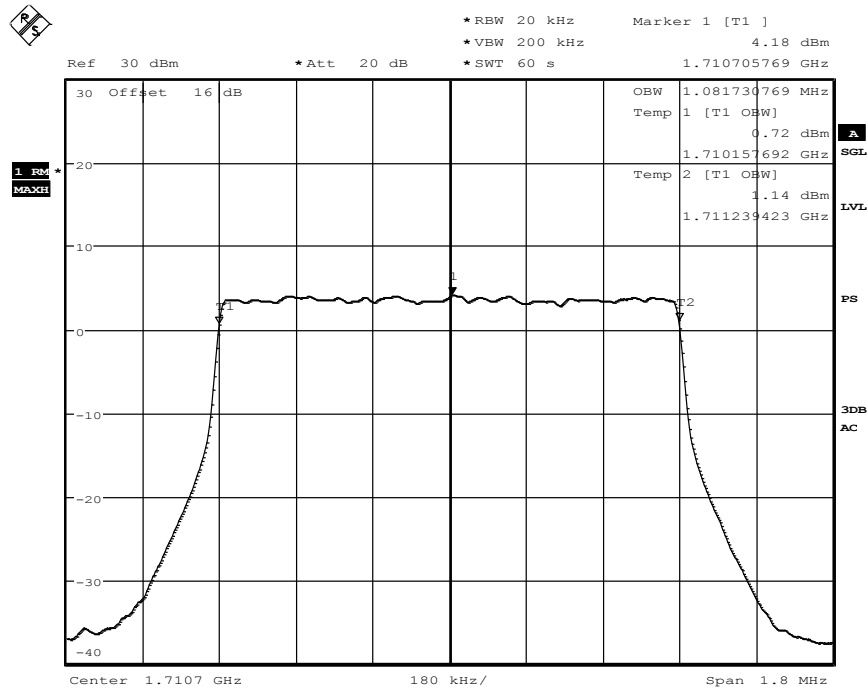
Diagram 35.217, QPSK-Modulation



Date: 14.JUN.2013 17:39:22

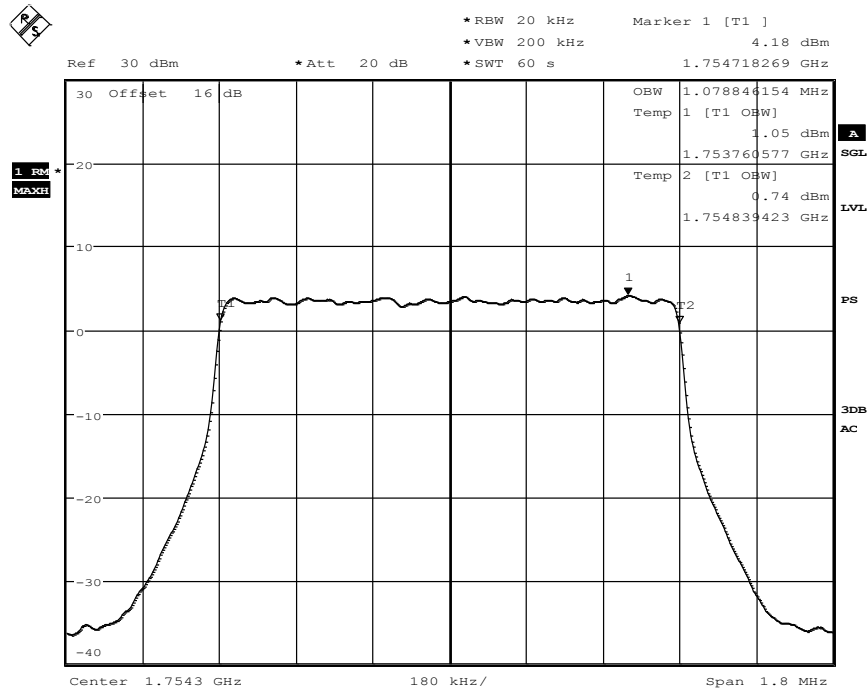
Diagram 35.235, 16-QAM-Modulation

1.10.2. LTE Band IV
1.10.2.1. BW = 1.4MHz



Date: 14.JUN.2013 18:48:28

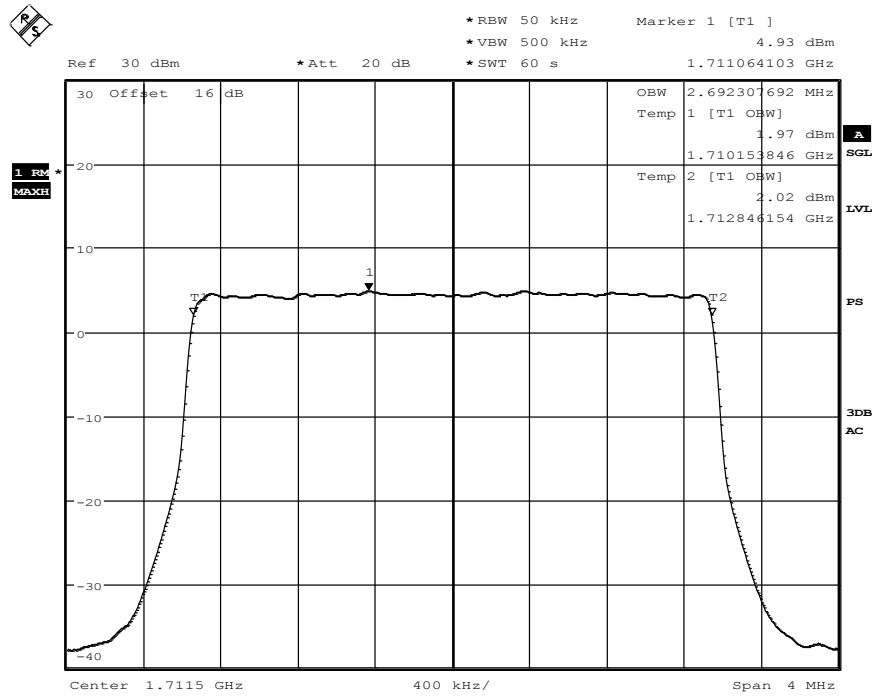
Diagram 35.401, QPSK-Modulation



Date: 14.JUN.2013 18:44:13

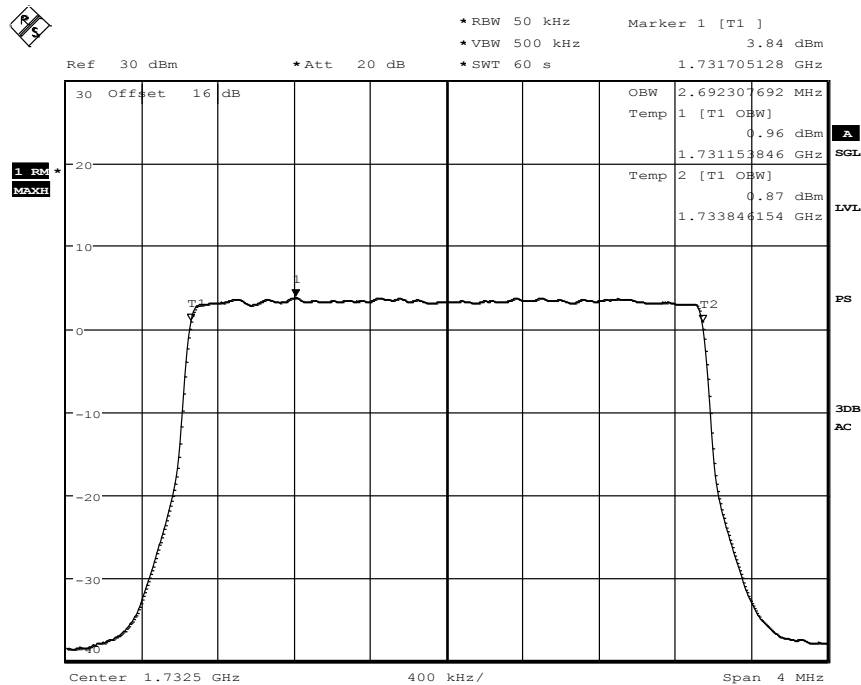
Diagram 35.421, 16-QAM-Modulation

1.10.2.2. BW = 3MHz



Date: 14.JUN.2013 19:13:23

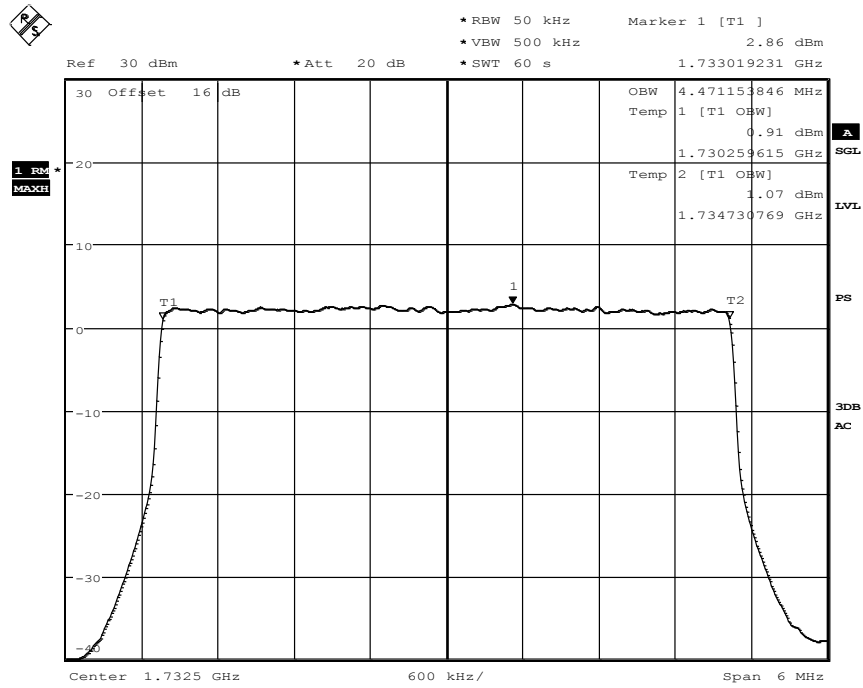
Diagram 35.404, QPSK-Modulation



Date: 14.JUN.2013 19:10:00

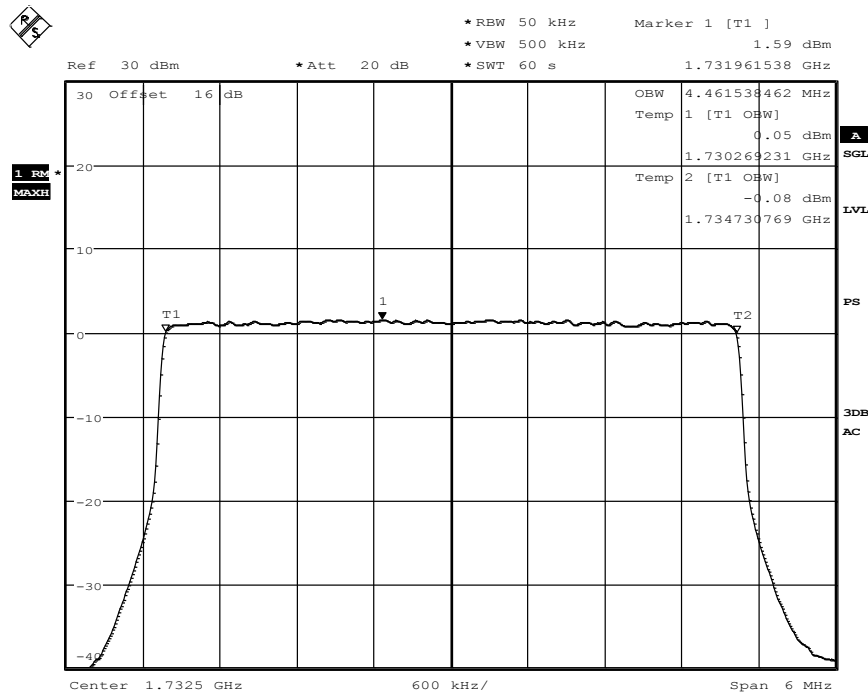
Diagram 35.423, 16-QAM-Modulation

1.10.2.3. BW = 5MHz



Date: 14.JUN.2013 20:10:11

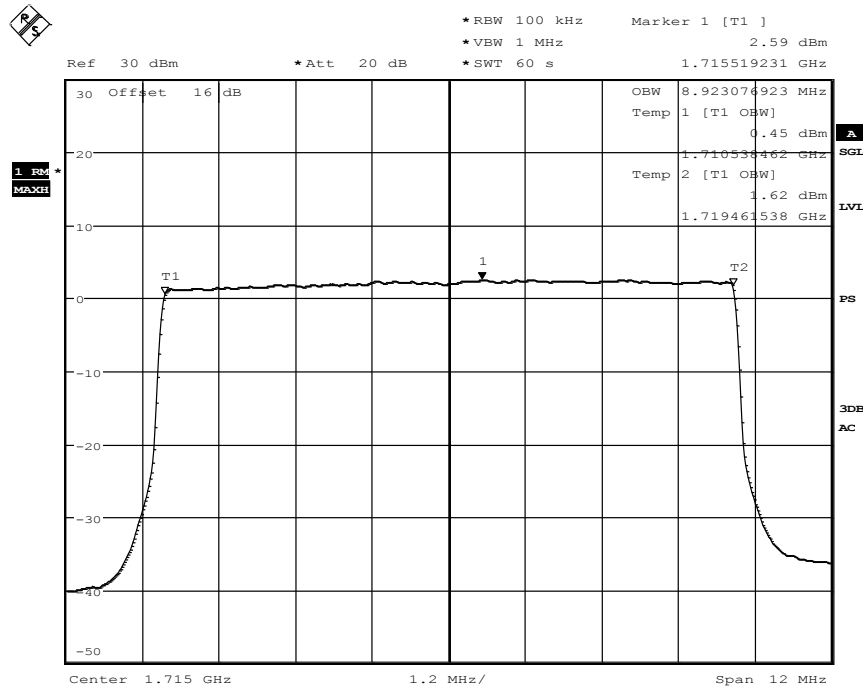
Diagram 35.408, QPSK-Modulation



Date: 14.JUN.2013 20:12:48

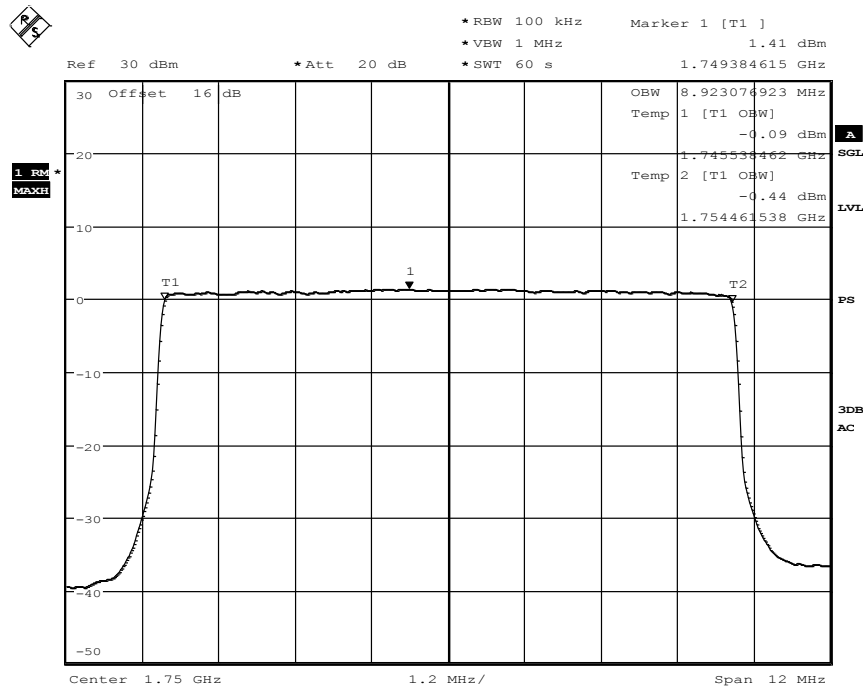
Diagram 35.426, 16-QAM-Modulation

1.10.2.4. BW = 10MHz



Date: 14.JUN.2013 20:32:03

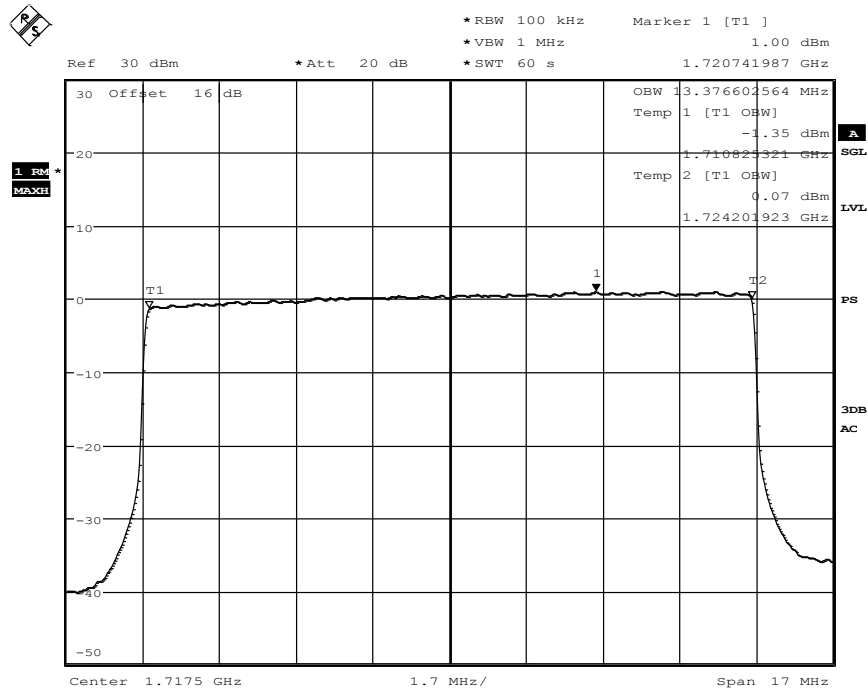
Diagram 35.410, QPSK-Modulation



Date: 14.JUN.2013 20:29:53

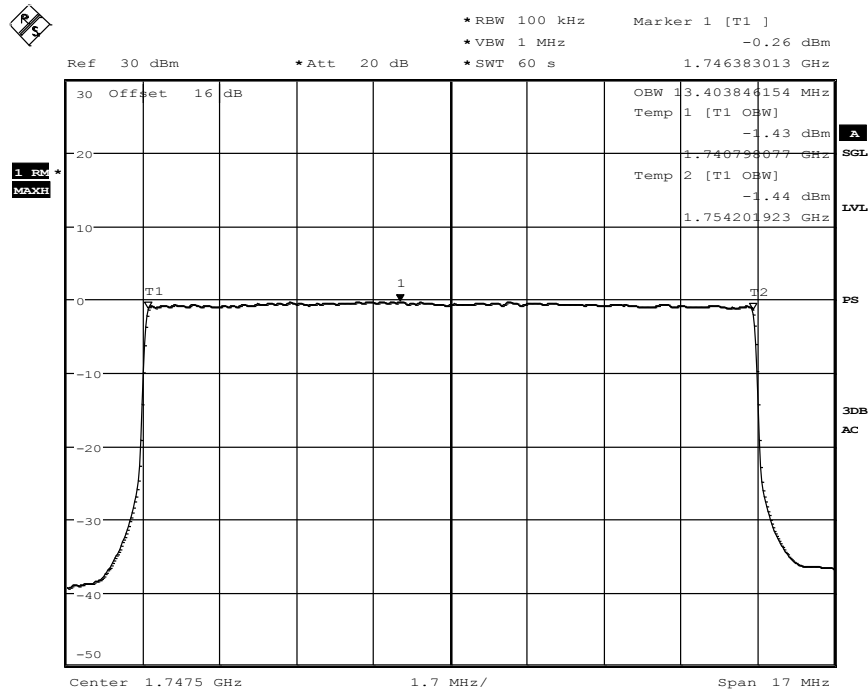
Diagram 35.430, 16-QAM-Modulation

1.10.2.5. BW = 15MHz



Date: 14.JUN.2013 20:50:47

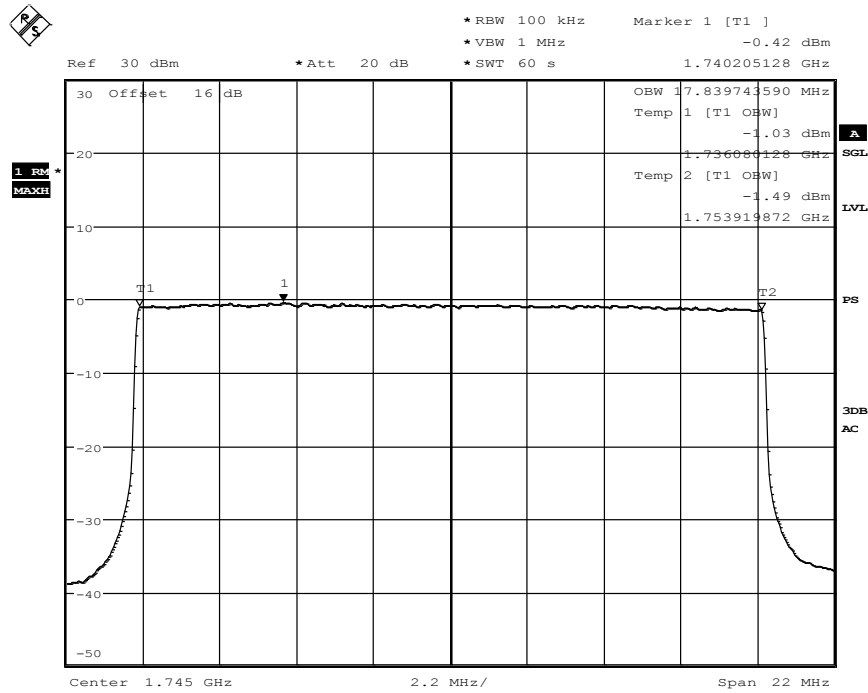
Diagram 35.413, QPSK-Modulation



Date: 14.JUN.2013 20:48:15

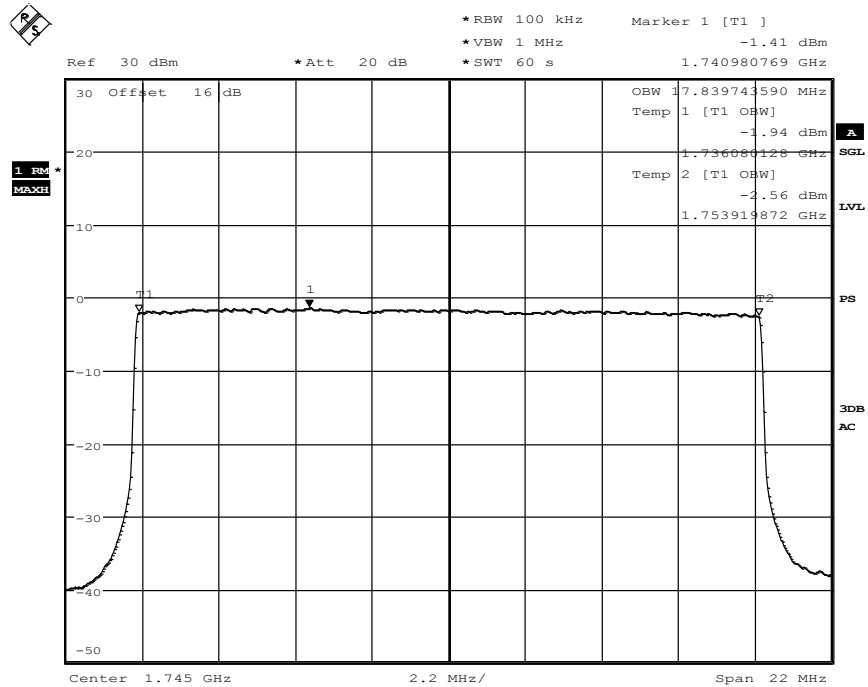
Diagram 35.433, 16-QAM-Modulation

1.10.2.6. BW = 20MHz



Date: 14.JUN.2013 21:13:38

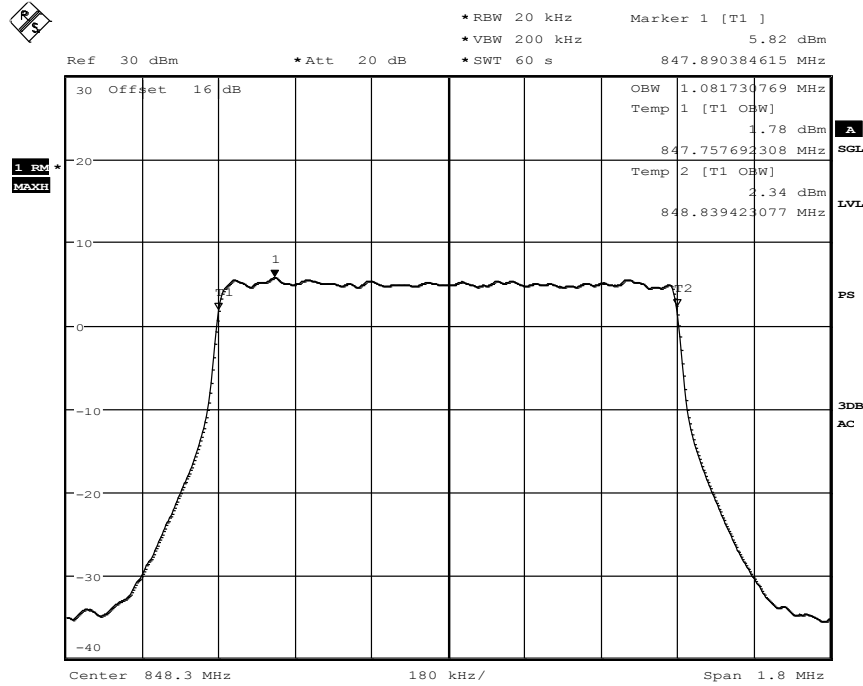
Diagram 35.418, QPSK-Modulation



Date: 14.JUN.2013 21:15:09

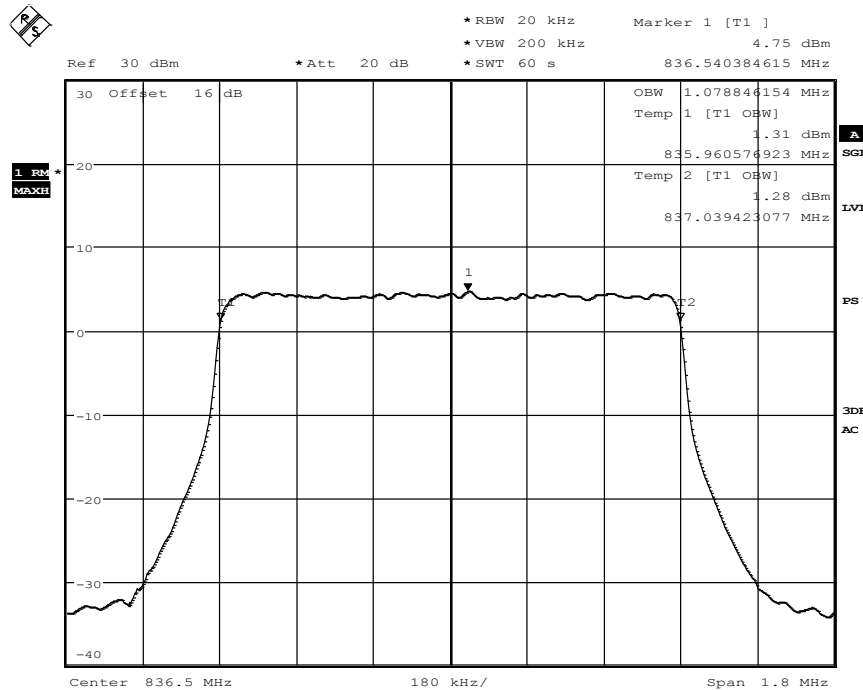
Diagram 35.436, 16-QAM-Modulation

1.10.3. LTE Band V
1.10.3.1. BW = 1.4MHz



Date: 14.JUN.2013 21:45:05

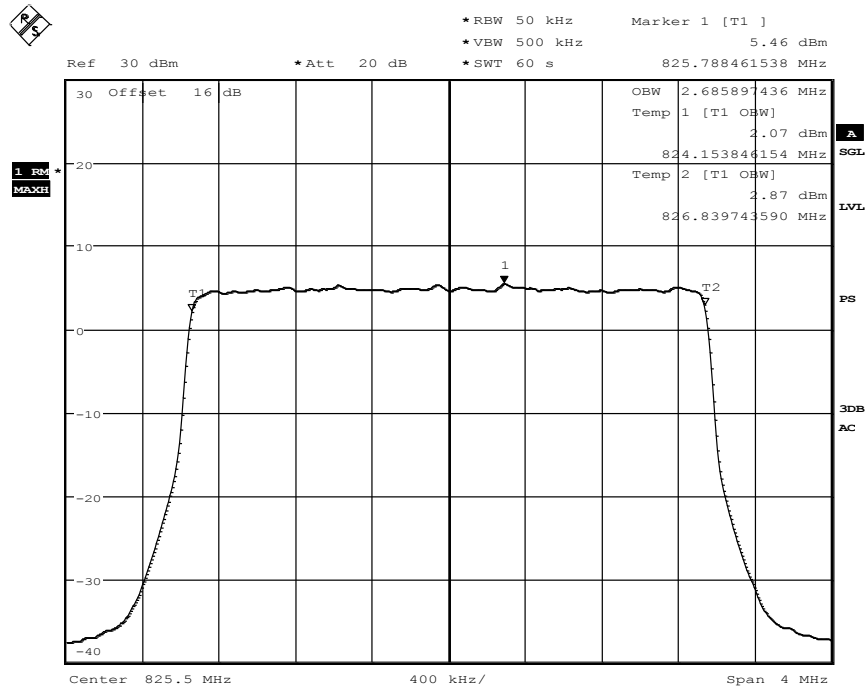
Diagram 35.503, QPSK-Modulation



Date: 14.JUN.2013 21:47:42

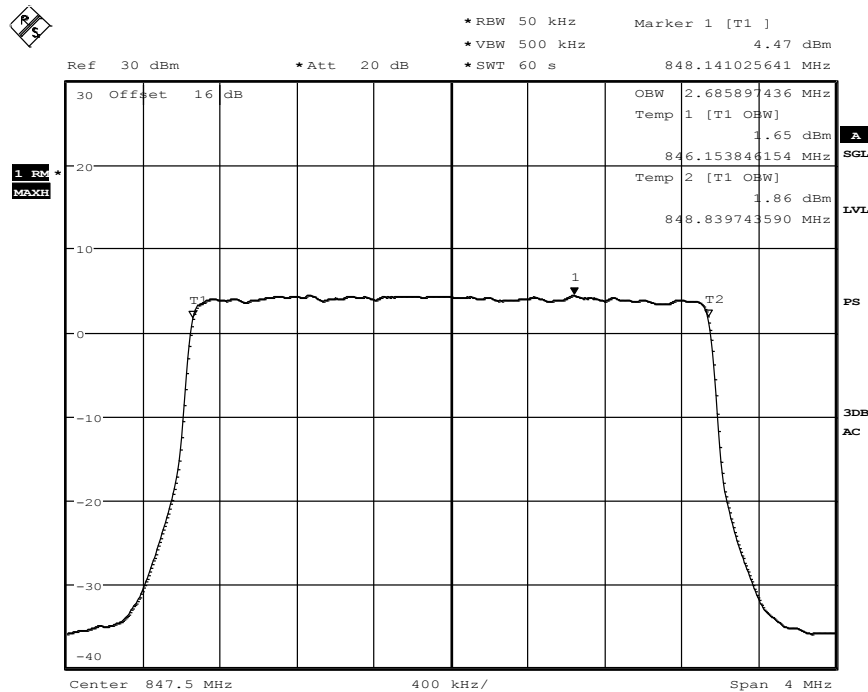
Diagram 35.514, 16-QAM-Modulation

1.10.3.2. BW = 3.0MHz



Date: 14.JUN.2013 22:11:05

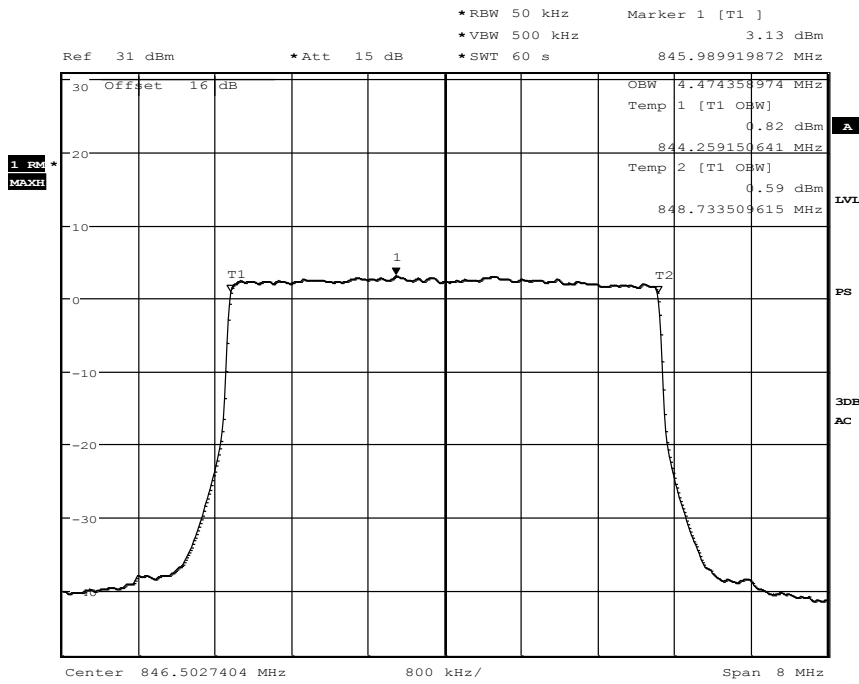
Diagram 35.504, QPSK-Modulation



Date: 14.JUN.2013 22:08:11

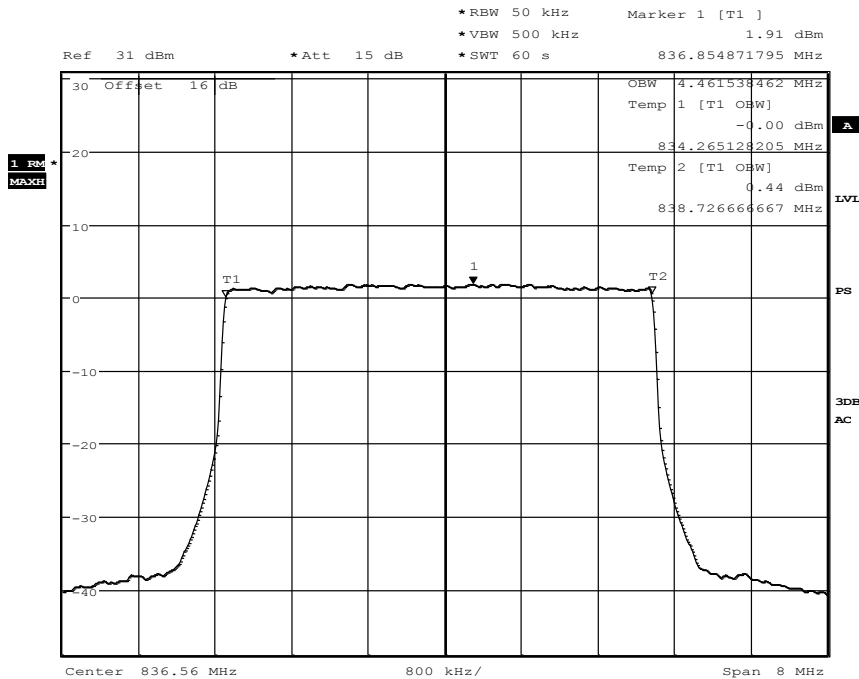
Diagram 35.518, 16-QAM-Modulation

1.10.3.3. BW = 5MHz



Date: 19.JUN.2013 10:54:50

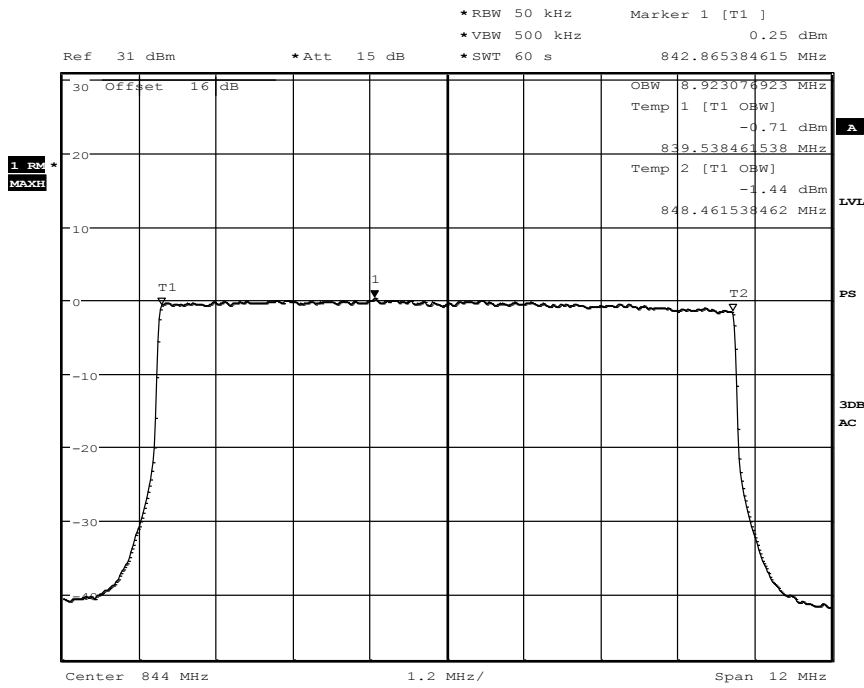
Diagram 35.509, QPSK-Modulation



Date: 19.JUN.2013 11:34:22

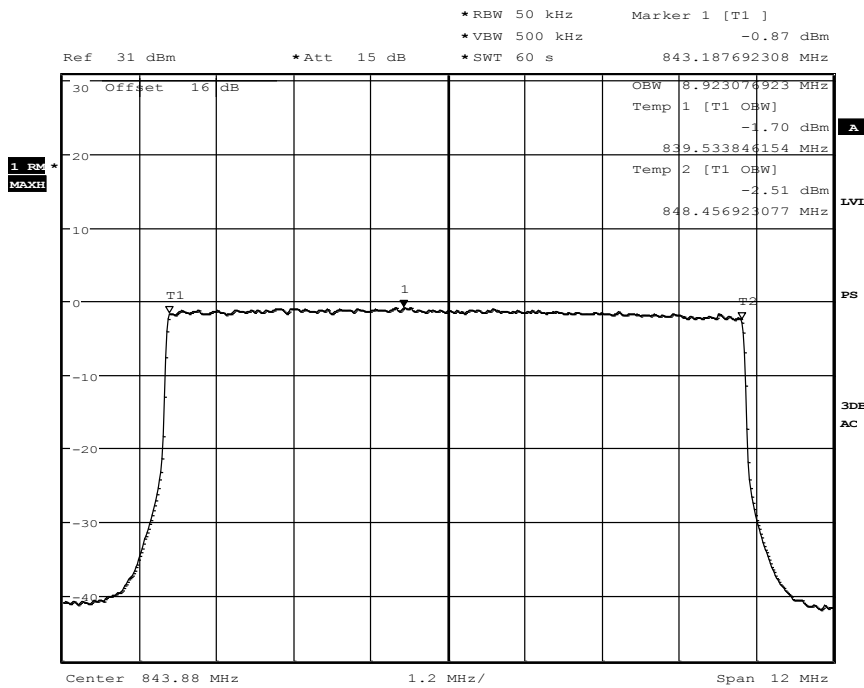
Diagram 35.520, 16-QAM-Modulation

1.10.3.4. BW = 10MHz



Date: 19.JUN.2013 11:16:51

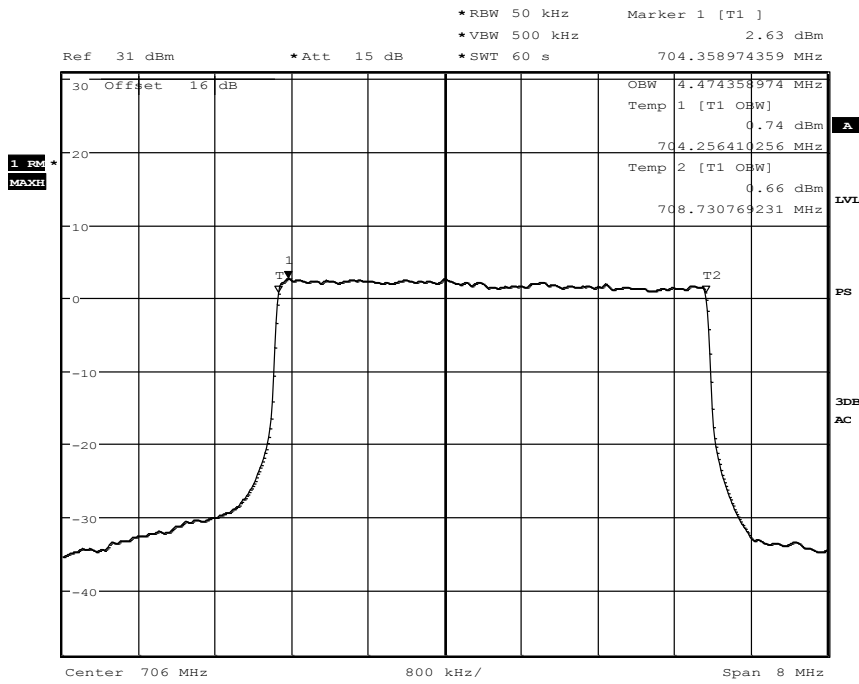
Diagram 35.512, QPSK-Modulation



Date: 19.JUN.2013 11:55:51

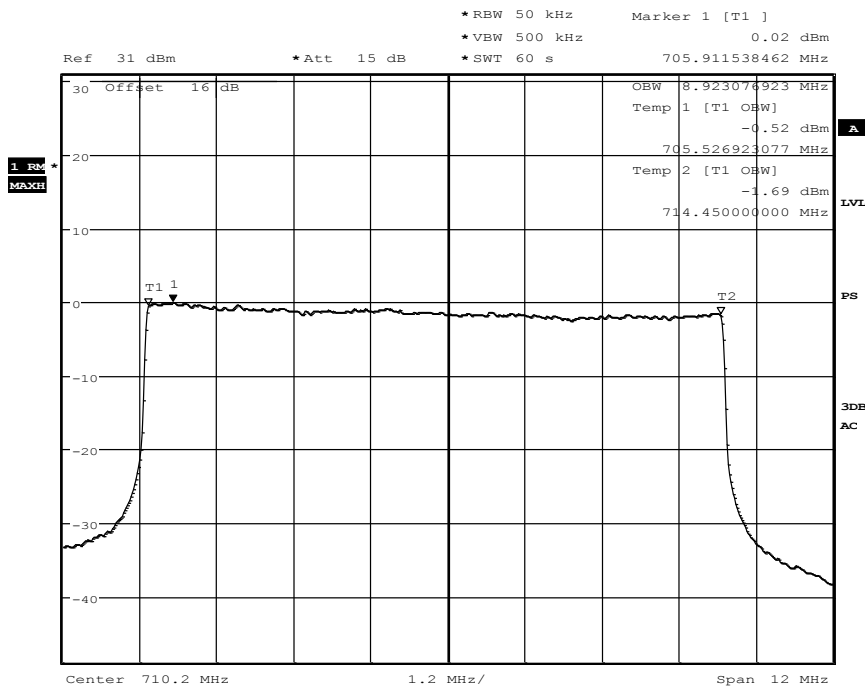
Diagram 35.524, 16-QAM-Modulation

1.10.4. LTE Band XVII
1.10.4.1. BW = 5MHz



Date: 19.JUN.2013 12:14:42

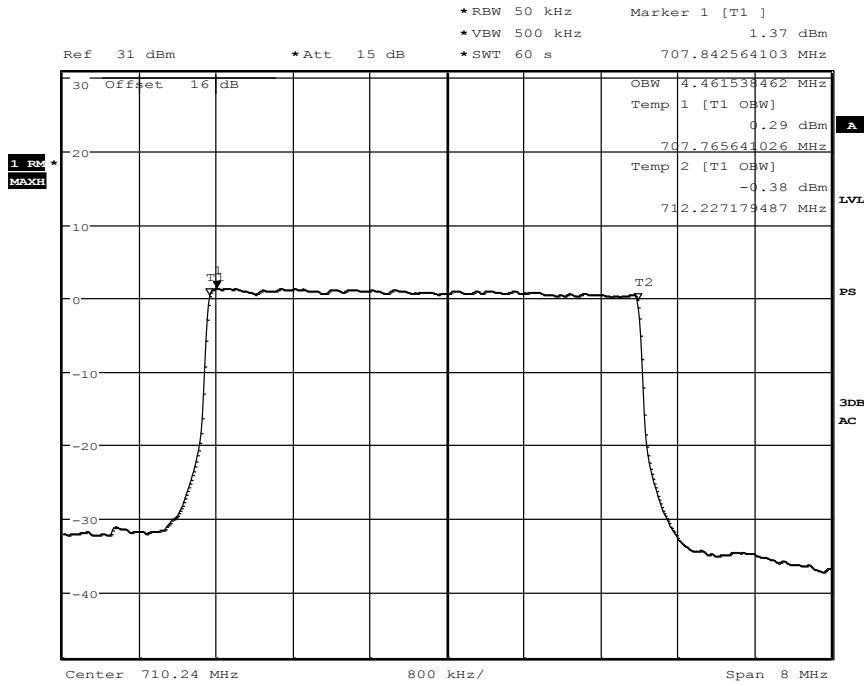
Diagram 35.171, QPSK-Modulation



Date: 19.JUN.2013 12:52:41

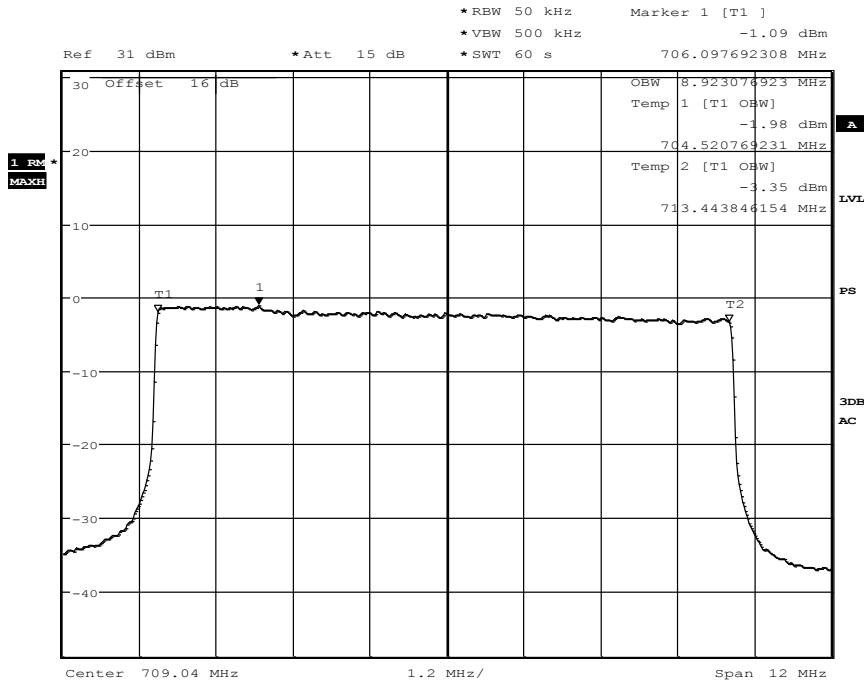
Diagram 35.178, 16-QAM-Modulation

1.10.4.2. BW = 10MHz



Date: 19.JUN.2013 13:04:17

Diagram 35.175, QPSK-Modulation



Date: 19.JUN.2013 13:13:49

Diagram 35.180, 16-QAM-Modulation

1.11. Spurious emissions conducted (LTE Band II)

Diagram No.: 36.20a_Ch18607_BW1,4_1RB_QPSK

Common Information

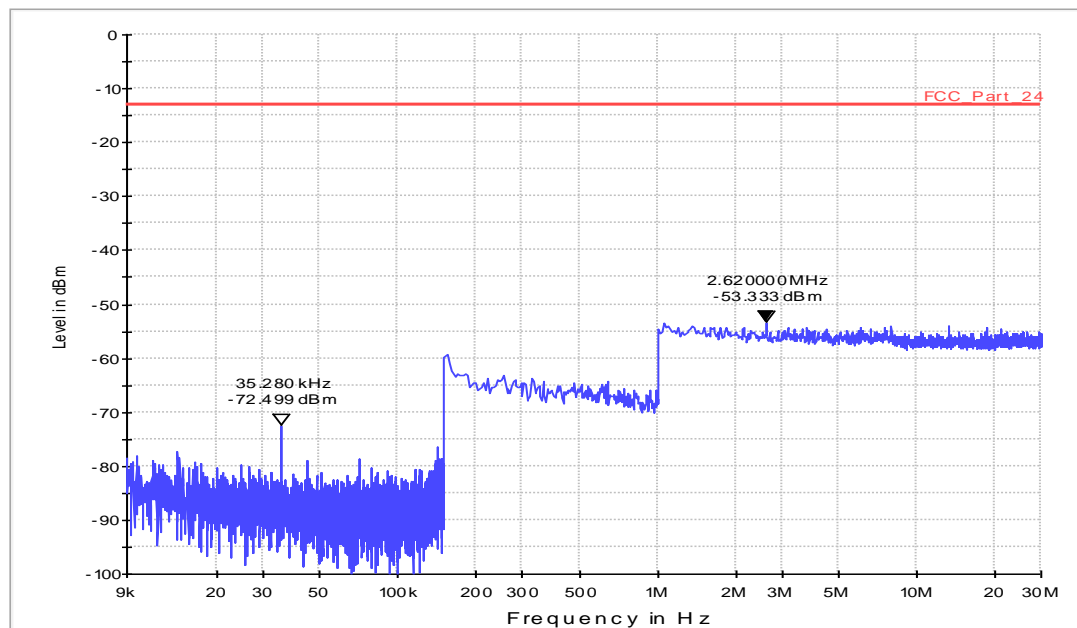
Test Description: TX Spurious Emission Conducted §2.1051
 Test Site: Radio laboratory 2
 Test Standard: FCC Part 24
 Environment conditions: Normal conditions (Vnominal, Tnominal)
 Operator name: Ada
 Operating mode: TX - Channel 18607

EUT Information

Manufacturer: Peiker
 EuT: PKD0424AB0o
 Type: GPRS/W-CDMA/LTE

HW version: 3.0
 SW version: M9615A-CETWZTAZM-5.0.17006
 Serial number: US#405V1140-101 HW1613
 Connected Interfaces: Microphone and loudspeaker
 Power Supply: 3.8V DC
 Comments: --

Fula2_FCC_24_Scan1_9kHz_30MHz



Scan Setup: Fula2_FCC_24_Scan1_9kHz_30MHz [EMI radiated]

Hardware Setup: Fula2_HW_08_FCC_22_24_6dB_coupler
 Receiver: [ESU 26]
 Level Unit: dBm

Subrange	Step Size	Detectors	IF BW	Meas. Time	Preamp
9 kHz - 150 kHz	40 Hz	PK+	100 Hz	0.01 s	0 dB
150 kHz - 1 MHz	4 kHz	PK+	9 kHz	0.01 s	0 dB
1 MHz - 30 MHz	20 kHz	PK+	100 kHz	0.01 s	0 dB

Diagram No.: 36.20b_Ch18607_BW1,4_1RB_QAM

Common Information

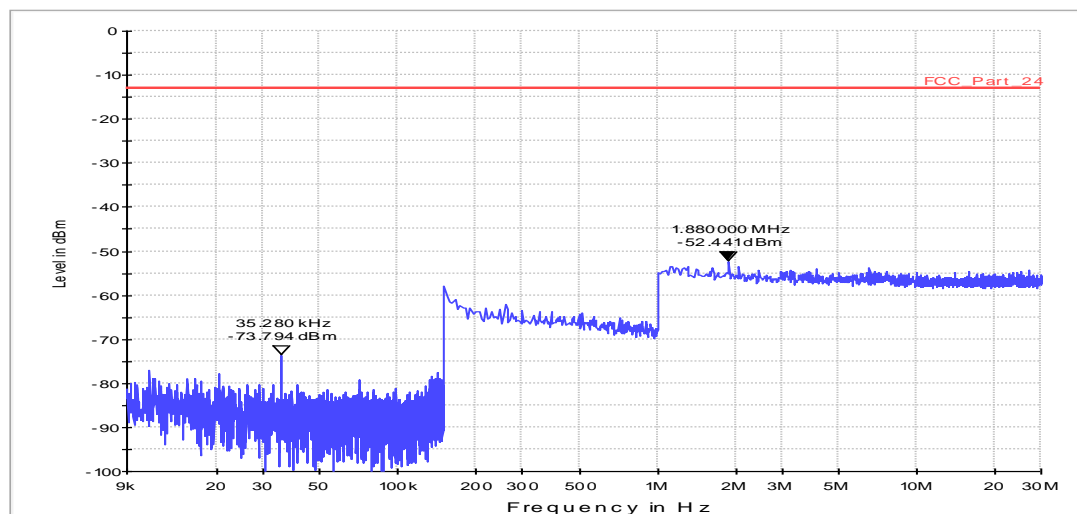
Test Description: TX Spurious Emission Conducted §2.1051
 Test Site: Radio laboratory 2
 Test Standard: FCC Part 24
 Environment conditions: Normal conditions (Vnominal, Tnominal)
 Operator name: Ada
 Operating mode: TX - Channel 18607

EUT Information

Manufacturer: Peiker
 EuT: PKD0424AB0o
 Type: GPRS/W-CDMA/LTE

HW version: 3.0
 SW version: M9615A-CETWZTAZM-5.0.17006
 Serial number: US#405V1140-101 HW1613
 Connected Interfaces: Microphone and loudspeaker
 Power Supply: 3.8V DC
 Comments: --

Fula2_FCC_24_Scan1_9kHz_30MHz



Scan Setup: Fula2_FCC_24_Scan1_9kHz_30MHz [EMI radiated]

Hardware Setup: Fula2_HW_08_FCC_22_24_6dB_coupler
 Receiver: [ESU 26]
 Level Unit: dBm

Subrange	Step Size	Detectors	IF BW	Meas. Time	Preamp
9 kHz - 150 kHz	40 Hz	PK+	100 Hz	0.01 s	0 dB
150 kHz - 1 MHz	4 kHz	PK+	9 kHz	0.01 s	0 dB
1 MHz - 30 MHz	20 kHz	PK+	100 kHz	0.01 s	0 dB

Diagram No.: 36.21a_Ch18607_BW1,4_1RB_QPSK

Common Information

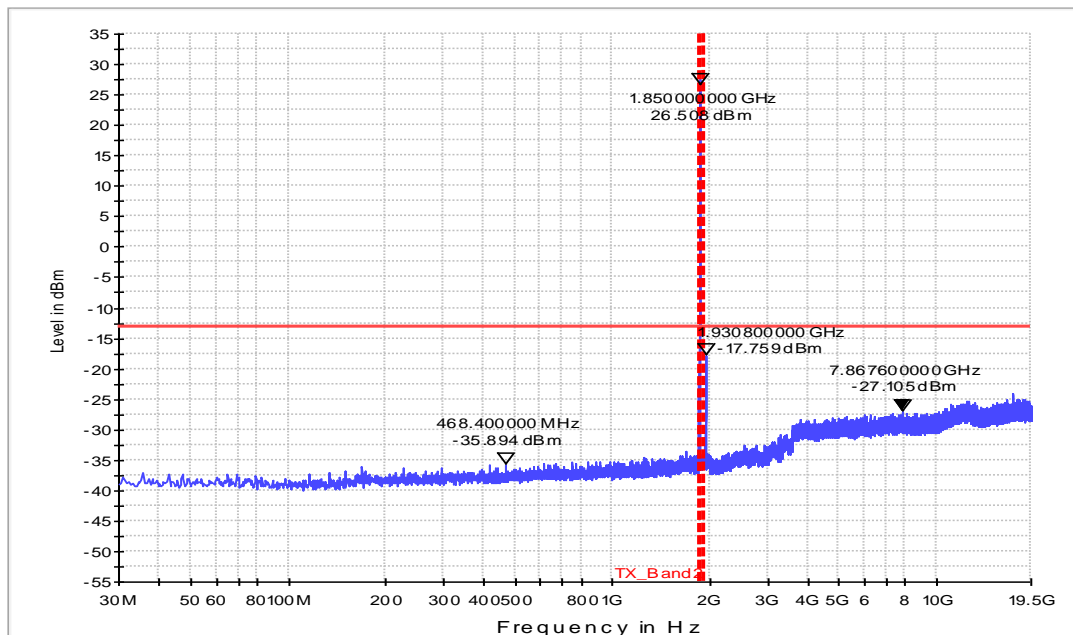
Test Description: TX Spurious Emission Conducted §2.1051
 Test Site: Radio laboratory 2
 Test Standard: FCC Part 24
 Environment conditions: Normal conditions (Vnominal, Tnominal)
 Operator name: Ada
 Operating mode: TX - Channel 18607

EUT Information

Manufacturer: Peiker
 EuT: PKD0424AB0o
 Type: GPRS/W-CDMA/LTE

HW version: 3.0
 SW version: M9615A-CETWZTAZM-5.0.17006
 Serial number: US#405V1140-101 HW1613
 Connected Interfaces: Microphone and loudspeaker
 Power Supply: 3.8V DC
 Comments: --

Fula2_FCC_24_Scan2_30MHz_19.5GHz



Scan Setup: Fula2_FCC_24_Scan2_30MHz_19.5GHz [EMI radiated]

Hardware Setup: Fula2_HW_08_FCC_22_24_6dB_coupler
 Receiver: [ESU 26]
 Level Unit: dBm

Subrange	Step Size	Detectors	IF BW	Meas. Time	Preamp
30 MHz - 19.5 GHz	400 kHz	PK+	1 MHz	0.01 s	0 dB

Diagram No.: 36.21b_Ch18607_BW1,4_1RB_QAM

Common Information

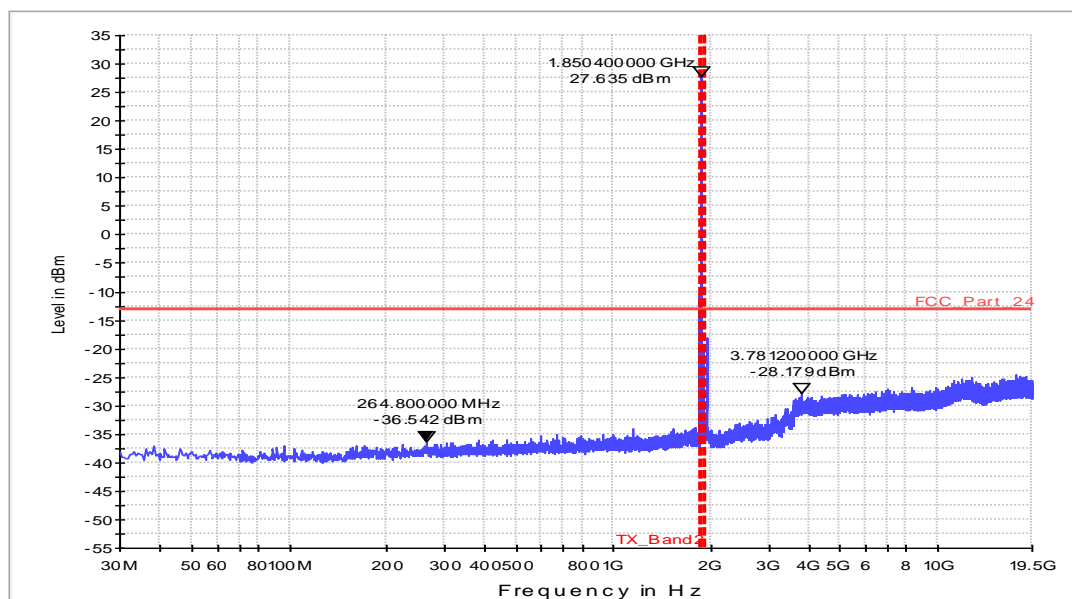
Test Description: TX Spurious Emission Conducted §2.1051
 Test Site: Radio laboratory 2
 Test Standard: FCC Part 24
 Environment conditions: Normal conditions (Vnominal, Tnominal)
 Operator name: Ada
 Operating mode: TX - Channel 18607

EUT Information

Manufacturer: Peiker
 EuT: PKD0424AB0o
 Type: GPRS/W-CDMA/LTE

HW version: 3.0
 SW version: M9615A-CETWZTAZM-5.0.17006
 Serial number: US#405V1140-101 HW1613
 Connected Interfaces: Microphone and loudspeaker
 Power Supply: 3.8V DC
 Comments: --

Fula2_FCC_24_Scan2_30MHz_19.5GHz



Scan Setup: Fula2_FCC_24_Scan2_30MHz_19.5GHz [EMI radiated]

Hardware Setup: Fula2_HW_08_FCC_22_24_6dB_coupler
 Receiver: [ESU 26]
 Level Unit: dBm

Subrange	Step Size	Detectors	IF BW	Meas. Time	Preamp
30 MHz - 19.5 GHz	400 kHz	PK+	1 MHz	0.01 s	0 dB

Diagram No.: 36.22a_Ch18900_BW10_25RB_QPSK

Common Information

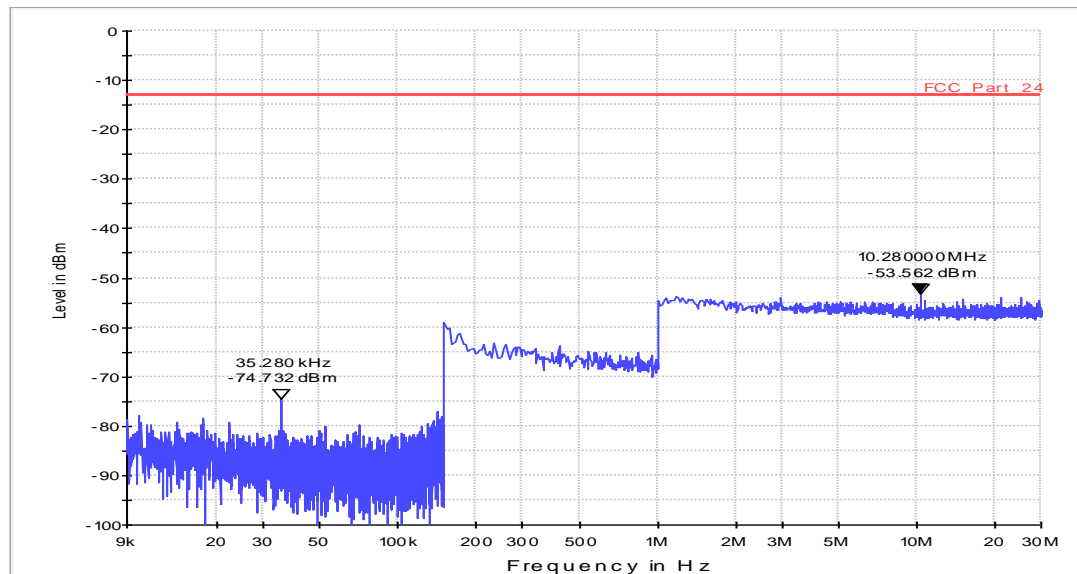
Test Description: TX Spurious Emission Conducted §2.1051
 Test Site: Radio laboratory 2
 Test Standard: FCC Part 24
 Environment conditions: Normal conditions (Vnominal, Tnominal)
 Operator name: Ada
 Operating mode: TX - Channel 18900

EUT Information

Manufacturer: Peiker
 EuT: PKD0424AB0o
 Type: GPRS/W-CDMA/LTE

 HW version: 3.0
 SW version: M9615A-CETWZTAZM-5.0.17006
 Serial number: US#405V1140-101 HW1613
 Connected Interfaces: Microphone and loudspeaker
 Power Supply: 3.8V DC
 Comments: --

Fula2_FCC_24_Scan1_9kHz_30MHz



Scan Setup: Fula2_FCC_24_Scan1_9kHz_30MHz [EMI radiated]

Hardware Setup: Fula2_HW_08_FCC_22_24_6dB_coupler
 Receiver: [ESU 26]
 Level Unit: dBm

Subrange	Step Size	Detectors	IF BW	Meas. Time	Preamp
9 kHz - 150 kHz	40 Hz	PK+	100 Hz	0.01 s	0 dB
150 kHz - 1 MHz	4 kHz	PK+	9 kHz	0.01 s	0 dB
1 MHz - 30 MHz	20 kHz	PK+	100 kHz	0.01 s	0 dB

Diagram No.: 36.22b_Ch18900_BW10_30RB_QAM

Common Information

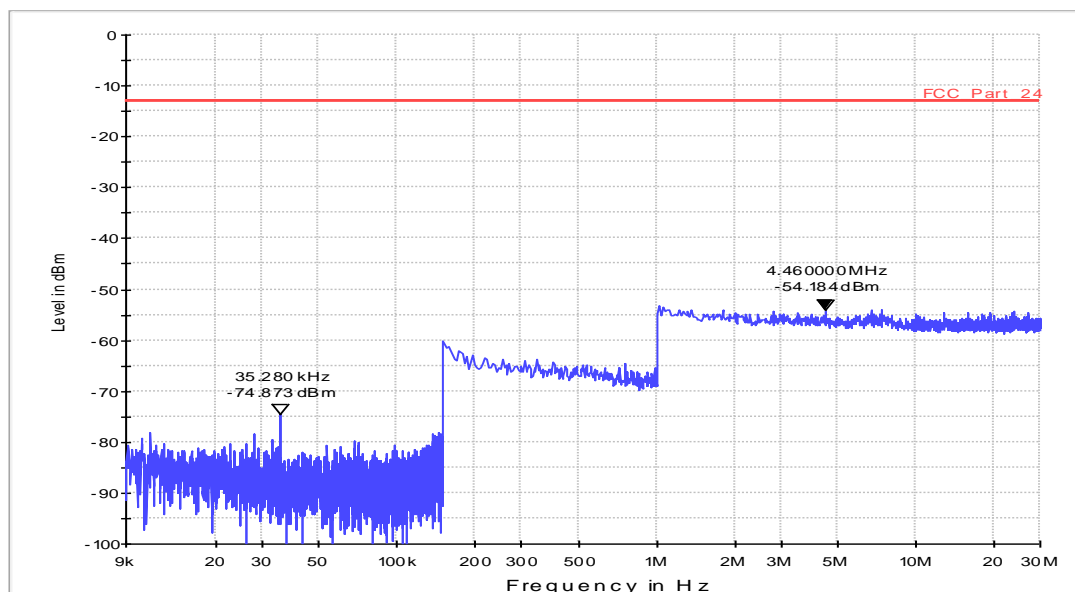
Test Description: TX Spurious Emission Conducted §2.1051
 Test Site: Radio laboratory 2
 Test Standard: FCC Part 24
 Environment conditions: Normal conditions (Vnominal, Tnominal)
 Operator name: Ada
 Operating mode: TX - Channel 18900

EUT Information

Manufacturer: Peiker
 EuT: PKD0424AB0o
 Type: GPRS/W-CDMA/LTE

HW version: 3.0
 SW version: M9615A-CETWZTAZM-5.0.17006
 Serial number: US#405V1140-101 HW1613
 Connected Interfaces: Microphone and loudspeaker
 Power Supply: 3.8V DC
 Comments: --

Fula2_FCC_24_Scan1_9kHz_30MHz



Scan Setup: Fula2_FCC_24_Scan1_9kHz_30MHz [EMI radiated]

Hardware Setup: Fula2_HW_08_FCC_22_24_6dB_coupler
 Receiver: [ESU 26]
 Level Unit: dBm

Subrange	Step Size	Detectors	IF BW	Meas. Time	Preamp
9 kHz - 150 kHz	40 Hz	PK+	100 Hz	0.01 s	0 dB
150 kHz - 1 MHz	4 kHz	PK+	9 kHz	0.01 s	0 dB
1 MHz - 30 MHz	20 kHz	PK+	100 kHz	0.01 s	0 dB

Diagram No.: 36.23a_Ch18900_BW10_25RB_QPSK

Common Information

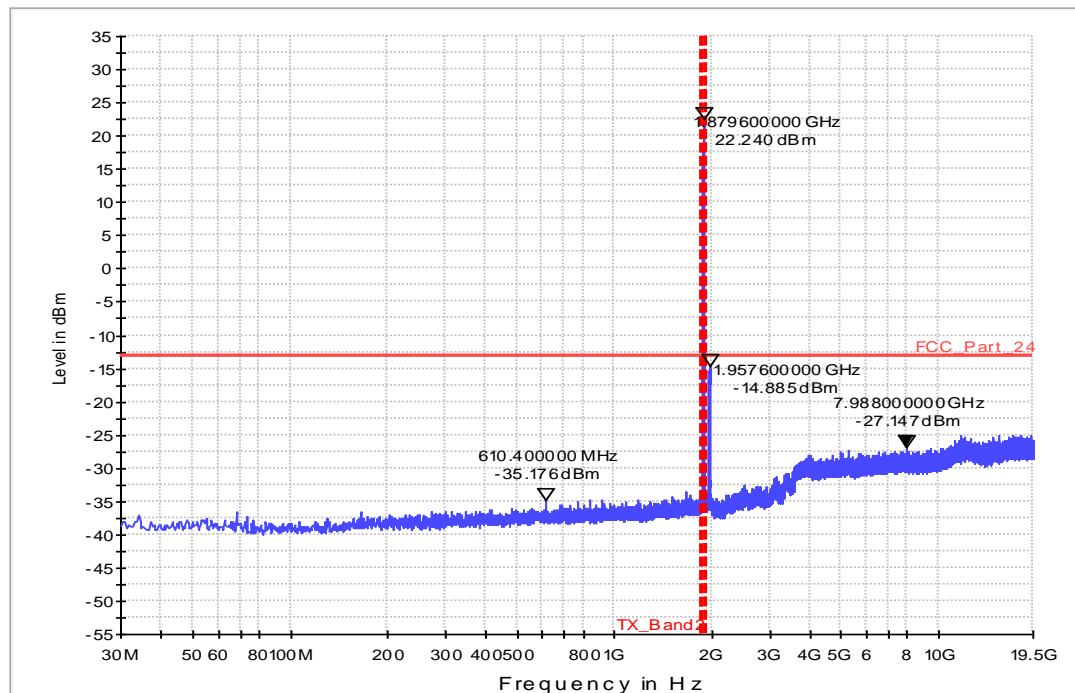
Test Description: TX Spurious Emission Conducted §2.1051
 Test Site: Radio laboratory 2
 Test Standard: FCC Part 24
 Environment conditions: Normal conditions (Vnominal, Tnominal)
 Operator name: Ada
 Operating mode: TX - Channel 18607

EUT Information

Manufacturer: Peiker
 EuT: PKD0424AB0o
 Type: GPRS/W-CDMA/LTE

HW version: 3.0
 SW version: M9615A-CETWZTAZM-5.0.17006
 Serial number: US#405V1140-101 HW1613
 Connected Interfaces: Microphone and loudspeaker
 Power Supply: 3.8V DC
 Comments: --

Fula2_FCC_24_Scan2_30MHz_19.5GHz



Scan Setup: Fula2_FCC_24_Scan2_30MHz_19.5GHz [EMI radiated]

Hardware Setup: Fula2_HW_08_FCC_22_24_6dB_coupler
 Receiver: [ESU 26]
 Level Unit: dBm

Subrange	Step Size	Detectors	IF BW	Meas. Time	Preamp
30 MHz - 19.5 GHz	400 kHz	PK+	1 MHz	0.01 s	0 dB

Diagram No.: 36.23b_Ch18900_BW10_25RB_QAM

Common Information

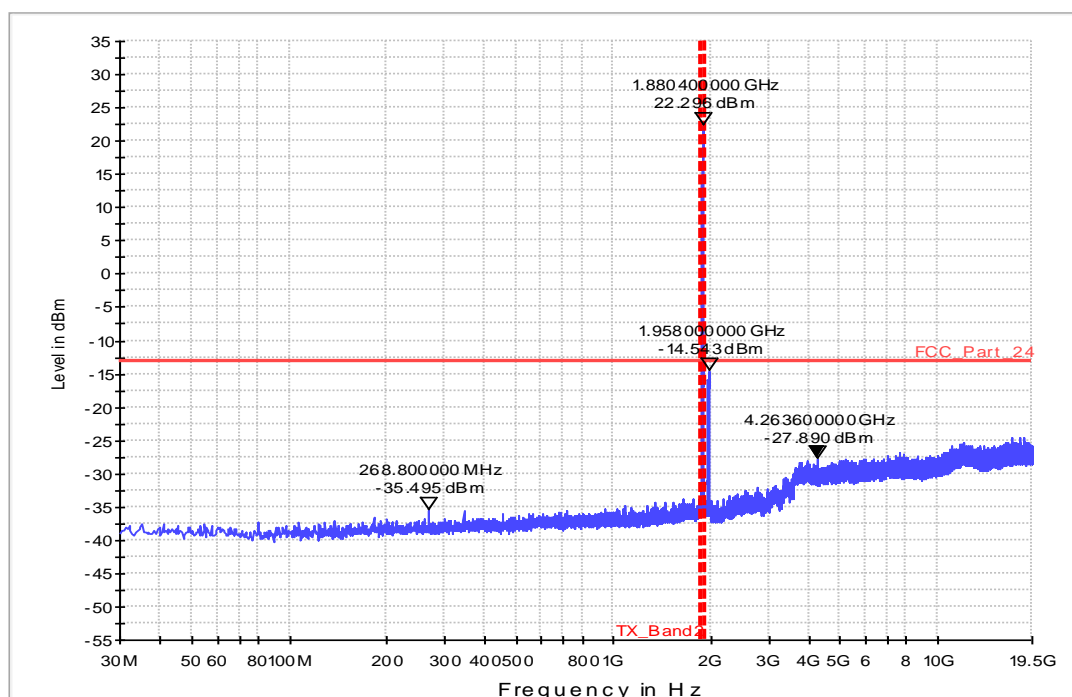
Test Description: TX Spurious Emission Conducted §2.1051
 Test Site: Radio laboratory 2
 Test Standard: FCC Part 24
 Environment conditions: Normal conditions (Vnominal, Tnominal)
 Operator name: Ada
 Operating mode: TX - Channel 18900

EUT Information

Manufacturer: Peiker
 EuT: PKD0424AB0o
 Type: GPRS/W-CDMA/LTE

HW version: 3.0
 SW version: M9615A-CETWZTAZM-5.0.17006
 Serial number: US#405V1140-101 HW1613
 Connected Interfaces: Microphone and loudspeaker
 Power Supply: 3.8V DC
 Comments: --

Fula2_FCC_24_Scan2_30MHz_19.5GHz



Scan Setup: Fula2_FCC_24_Scan2_30MHz_19.5GHz [EMI radiated]

Hardware Setup: Fula2_HW_08_FCC_22_24_6dB_coupler
 Receiver: [ESU 26]
 Level Unit: dBm

Subrange	Step Size	Detectors	IF BW	Meas. Time	Preamp
30 MHz - 19.5 GHz	400 kHz	PK+	1 MHz	0.01 s	0 dB

Diagram No.: 36.24a_Ch19100_BW20_100RB_QPSK

Common Information

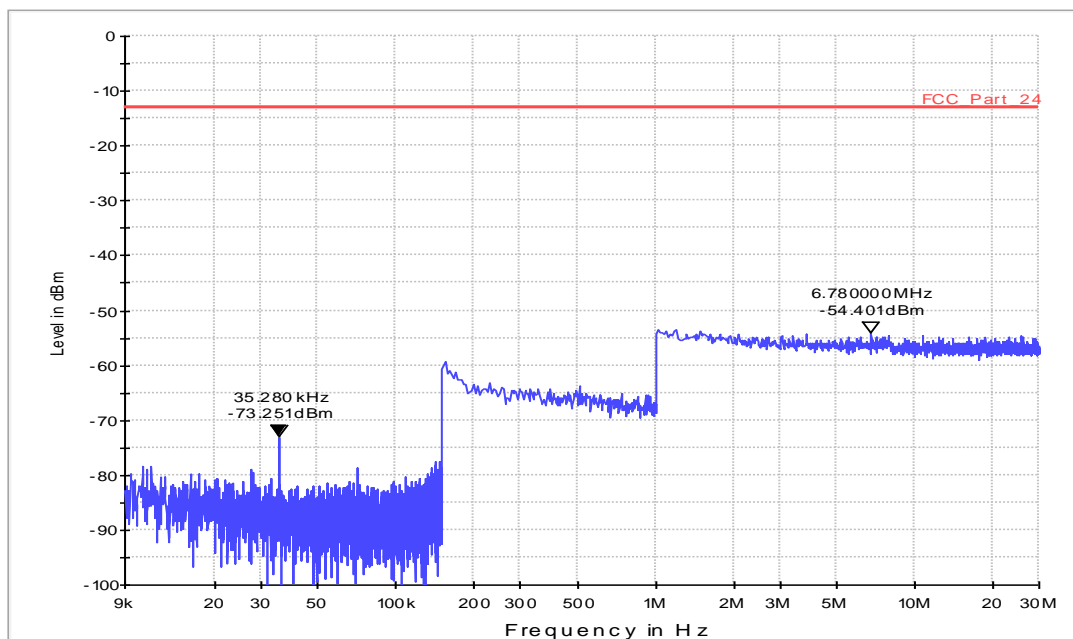
Test Description: TX Spurious Emission Conducted §2.1051
 Test Site: Radio laboratory 2
 Test Standard: FCC Part 24
 Environment conditions: Normal conditions (Vnominal, Tnominal)
 Operator name: Ada
 Operating mode: TX - Channel 19100

EUT Information

Manufacturer: Peiker
 EuT: PKD0424AB0o
 Type: GPRS/W-CDMA/LTE

 HW version: 3.0
 SW version: M9615A-CETWZTAZM-5.0.17006
 Serial number: US#405V1140-101 HW1613
 Connected Interfaces: Microphone and loudspeaker
 Power Supply: 3.8V DC
 Comments: --

Fula2_FCC_24_Scan1_9kHz_30MHz



Scan Setup: Fula2_FCC_24_Scan1_9kHz_30MHz [EMI radiated]

Hardware Setup: Fula2_HW_08_FCC_22_24_6dB_coupler
 Receiver: [ESU 26]
 Level Unit: dBm

Subrange	Step Size	Detectors	IF BW	Meas. Time	Preamp
9 kHz - 150 kHz	40 Hz	PK+	100 Hz	0.01 s	0 dB
150 kHz - 1 MHz	4 kHz	PK+	9 kHz	0.01 s	0 dB
1 MHz - 30 MHz	20 kHz	PK+	100 kHz	0.01 s	0 dB

Diagram No.: 36.24b_Ch19100_BW20_100RB_QAM

Common Information

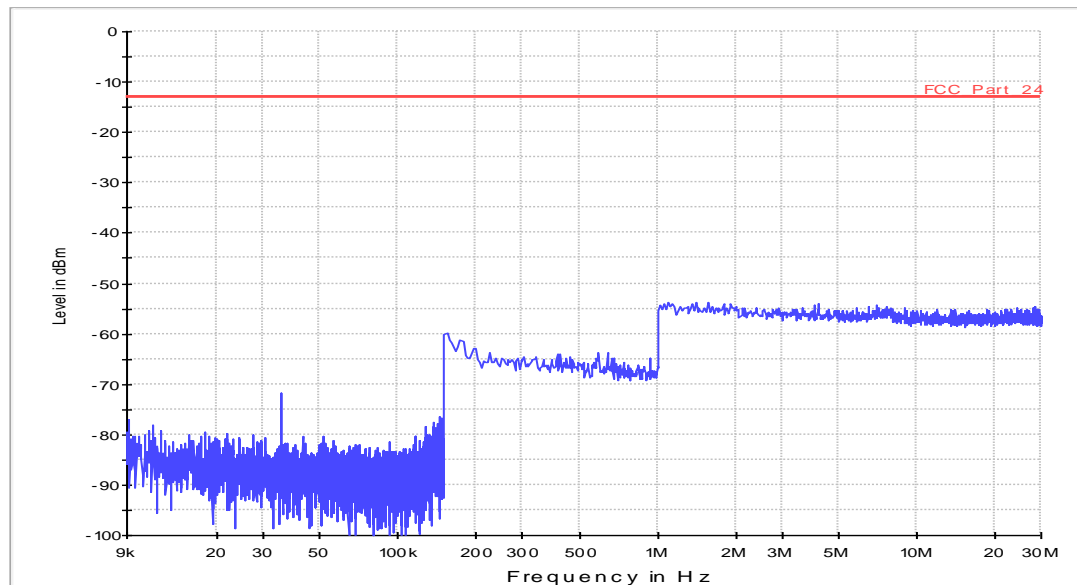
Test Description: TX Spurious Emission Conducted §2.1051
 Test Site: Radio laboratory 2
 Test Standard: FCC Part 24
 Environment conditions: Normal conditions (Vnominal, Tnominal)
 Operator name: Ada
 Operating mode: TX - Channel 19100

EUT Information

Manufacturer: Peiker
 EuT: PKD0424AB0o
 Type: GPRS/W-CDMA/LTE

HW version: 3.0
 SW version: M9615A-CETWZTAZM-5.0.17006
 Serial number: US#405V1140-101 HW1613
 Connected Interfaces: Microphone and loudspeaker
 Power Supply: 3.8V DC
 Comments: --

Fula2_FCC_24_Scan1_9kHz_30MHz



Scan Setup: Fula2_FCC_24_Scan1_9kHz_30MHz [EMI radiated]

Hardware Setup: Fula2_HW_08_FCC_22_24_6dB_coupler
 Receiver: [ESU 26]
 Level Unit: dBm

Subrange	Step Size	Detectors	IF BW	Meas. Time	Preamp
9 kHz - 150 kHz	40 Hz	PK+	100 Hz	0.01 s	0 dB
150 kHz - 1 MHz	4 kHz	PK+	9 kHz	0.01 s	0 dB
1 MHz - 30 MHz	20 kHz	PK+	100 kHz	0.01 s	0 dB

Diagram No.: 36.25a_Ch19100_BW20_100RB_QPSK

Common Information

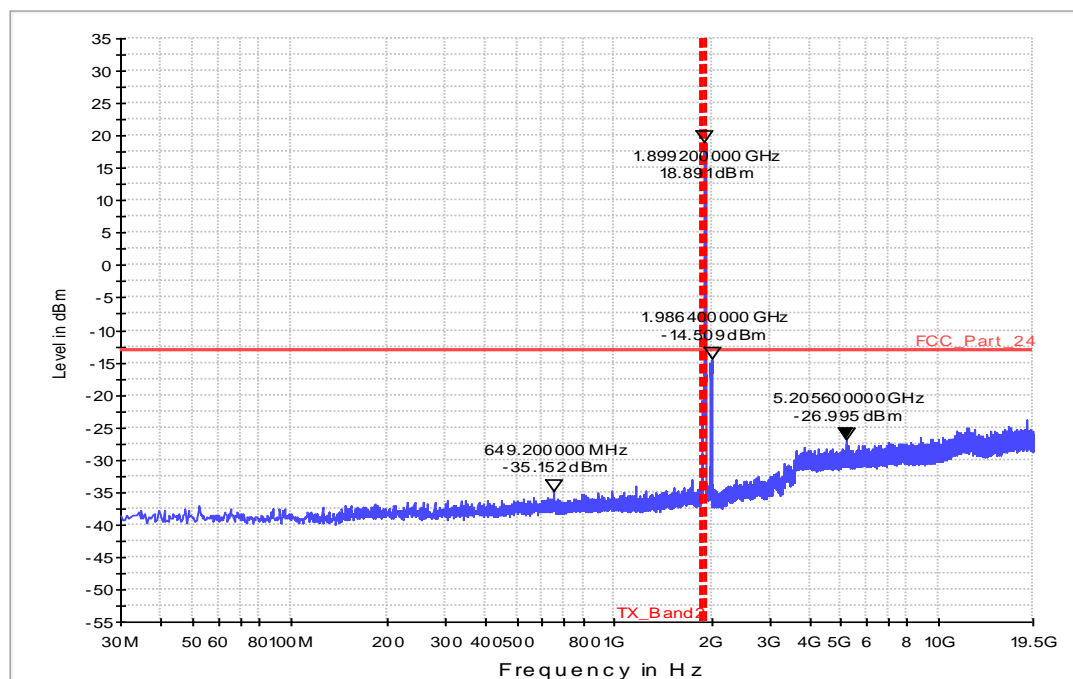
Test Description: TX Spurious Emission Conducted §2.1051
 Test Site: Radio laboratory 2
 Test Standard: FCC Part 24
 Environment conditions: Normal conditions (Vnominal, Tnominal)
 Operator name: Ada
 Operating mode: TX - Channel 19100

EUT Information

Manufacturer: Peiker
 EuT: PKD0424AB0o
 Type: GPRS/W-CDMA/LTE

HW version: 3.0
 SW version: M9615A-CETWZTAZM-5.0.17006
 Serial number: US#405V1140-101 HW1613
 Connected Interfaces: Microphone and loudspeaker
 Power Supply: 3.8V DC
 Comments: --

Fula2_FCC_24_Scan2_30MHz_19.5GHz



Scan Setup: Fula2_FCC_24_Scan2_30MHz_19.5GHz [EMI radiated]

Hardware Setup: Fula2_HW_08_FCC_22_24_6dB_coupler
 Receiver: [ESU 26]
 Level Unit: dBm

Subrange	Step Size	Detectors	IF BW	Meas. Time	Preamp
30 MHz - 19.5 GHz	400 kHz	PK+	1 MHz	0.01 s	0 dB

Diagram No.: 36.25b_Ch19100_BW20_100RB_QAM

Common Information

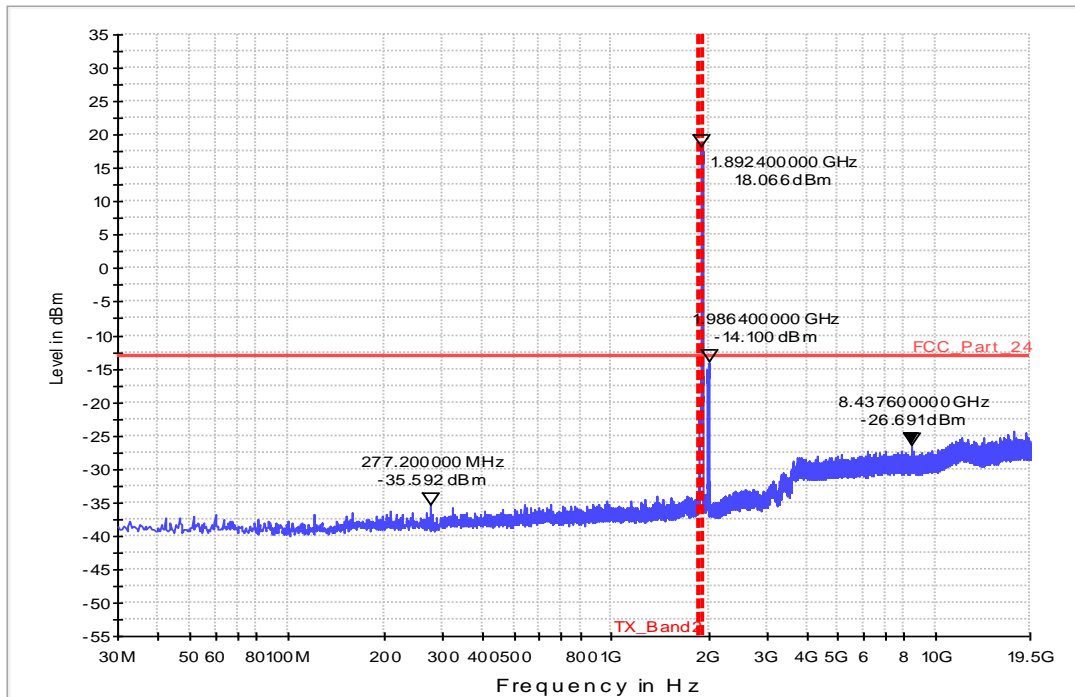
Test Description: TX Spurious Emission Conducted §2.1051
 Test Site: Radio laboratory 2
 Test Standard: FCC Part 24
 Environment conditions: Normal conditions (Vnominal, Tnominal)
 Operator name: Ada
 Operating mode: TX - Channel 19100

EUT Information

Manufacturer: Peiker
 EuT: PKD0424AB0o
 Type: GPRS/W-CDMA/LTE

HW version: 3.0
 SW version: M9615A-CETWZTAZM-5.0.17006
 Serial number: US#405V1140-101 HW1613
 Connected Interfaces: Microphone and loudspeaker
 Power Supply: 3.8V DC
 Comments: --

Fula2_FCC_24_Scan2_30MHz_19.5GHz



Scan Setup: Fula2_FCC_24_Scan2_30MHz_19.5GHz [EMI radiated]

Hardware Setup: Fula2_HW_08_FCC_22_24_6dB_coupler
 Receiver: [ESU 26]
 Level Unit: dBm

Subrange	Step Size	Detectors	IF BW	Meas. Time	Preamp
30 MHz - 19.5 GHz	400 kHz	PK+	1 MHz	0.01 s	0 dB

1.12. Spurious emissions conducted (LTE Band IV)

Diagram No.: 36.40a_Ch19957_BW1,4_RB1_QPSK

Common Information

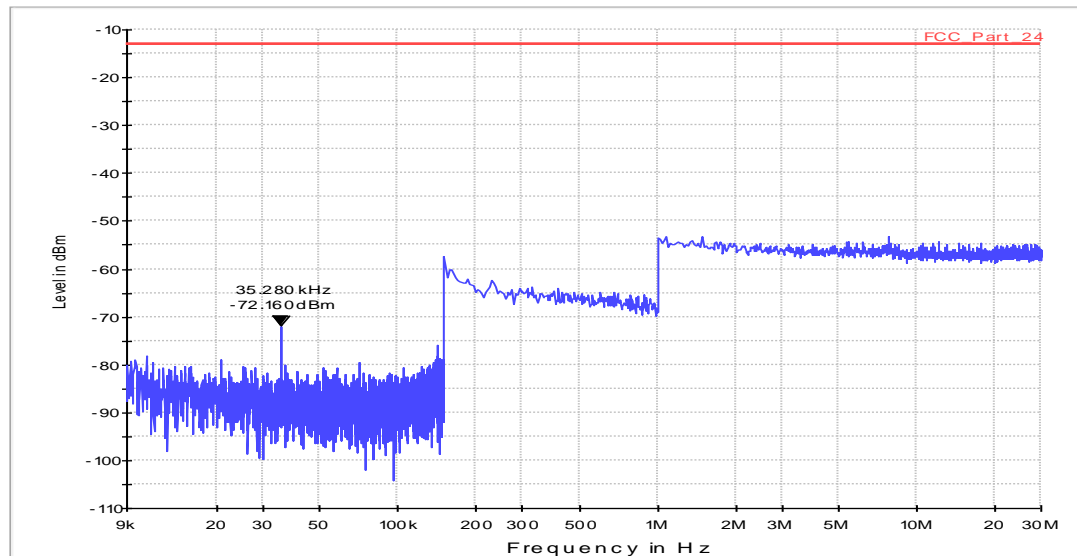
Test Description: TX Spurious Emission Conducted §2.1051
 Test Site: Radio laboratory 2
 Test Standard: FCC Part 27
 Environment conditions: Normal conditions (Vnominal, Tnominal)
 Operator name: Ada
 Operating mode: TX - Channel 19957

EUT Information

Manufacturer: Peiker
 EuT: PKD0424AB0o
 Type: GPRS/W-CDMA/LTE

HW version: 3.0
 SW version: M9615A-CETWZTAZM-5.0.17006
 Serial number: US#405V1140-101 HW1613
 Connected Interfaces: Microphone and loudspeaker
 Power Supply: 3.8V DC
 Comments: --

Fula2_FCC_27_LTE_Bd4_Scan1_9kHz_30MHz



Scan Setup: Fula2_FCC_27_LTE_Bd4_Scan1_9kHz_30MHz [EMI radiated]

Hardware Setup: Fula2_HW_08_FCC_22_24_6dB_coupler
 Receiver: [ESU 26]
 Level Unit: dBm

Subrange	Step Size	Detectors	IF BW	Meas. Time	Preamp
9 kHz - 150 kHz	40 Hz	PK+	100 Hz	0.01 s	0 dB
150 kHz - 1 MHz	4 kHz	PK+	9 kHz	0.01 s	0 dB
1 MHz - 30 MHz	20 kHz	PK+	100 kHz	0.01 s	0 dB

Diagram No.: 36.40b_Ch19957_BW1,4_RB1_QAM

Common Information

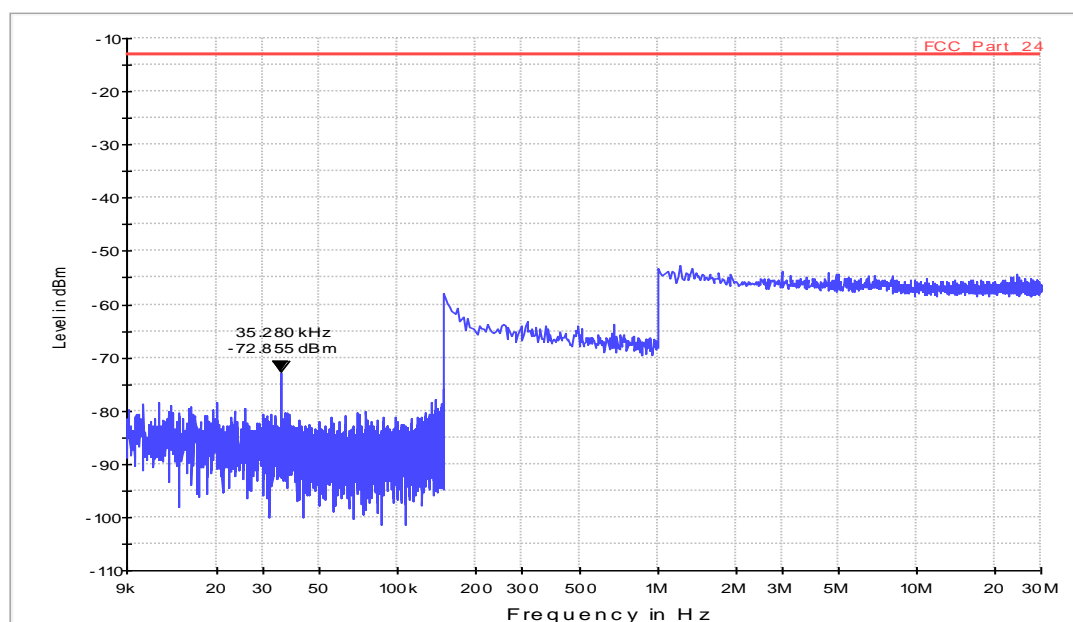
Test Description: TX Spurious Emission Conducted §2.1051
 Test Site: Radio laboratory 2
 Test Standard: FCC Part 27
 Environment conditions: Normal conditions (Vnominal, Tnominal)
 Operator name: Ada
 Operating mode: TX - Channel 19957

EUT Information

Manufacturer: Peiker
 EuT: PKD0424AB0o
 Type: GPRS/W-CDMA/LTE

 HW version: 3.0
 SW version: M9615A-CETWZTAZM-5.0.17006
 Serial number: US#405V1140-101 HW1613
 Connected Interfaces: Microphone and loudspeaker
 Power Supply: 3.8V DC
 Comments: --

Fula2_FCC_27_LTE_Bd4_Scan1_9kHz_30MHz



Scan Setup: Fula2_FCC_27_LTE_Bd4_Scan1_9kHz_30MHz [EMI radiated]

Hardware Setup: Fula2_HW_08_FCC_22_24_6dB_coupler
 Receiver: [ESU 26]
 Level Unit: dBm

Subrange	Step Size	Detectors	IF BW	Meas. Time	Preamp
9 kHz - 150 kHz	40 Hz	PK+	100 Hz	0.01 s	0 dB
150 kHz - 1 MHz	4 kHz	PK+	9 kHz	0.01 s	0 dB
1 MHz - 30 MHz	20 kHz	PK+	100 kHz	0.01 s	0 dB

Diagram No.: 36.41a_Ch20175_BW10_12RB_QPSK

Common Information

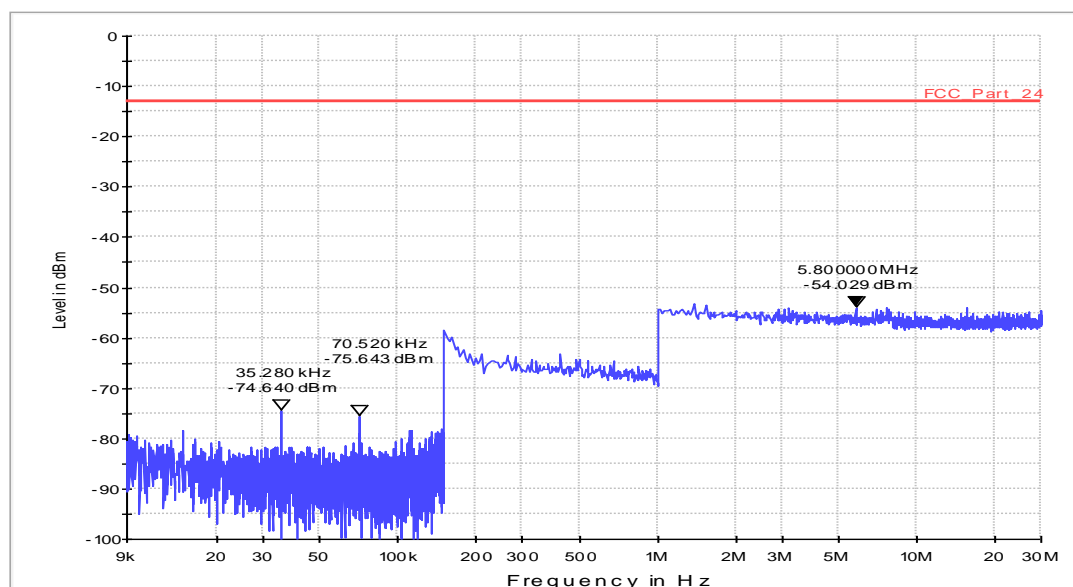
Test Description: TX Spurious Emission Conducted §2.1051
 Test Site: Radio laboratory 2
 Test Standard: FCC Part 27
 Environment conditions: Normal conditions (Vnominal, Tnominal)
 Operator name: Ada
 Operating mode: TX - Channel 20175

EUT Information

Manufacturer: Peiker
 EuT: PKD0424AB0o
 Type: GPRS/W-CDMA/LTE

HW version: 3.0
 SW version: M9615A-CETWZTAZM-5.0.17006
 Serial number: US#405V1140-101 HW1613
 Connected Interfaces: Microphone and loudspeaker
 Power Supply: 3.8V DC
 Comments: --

Fula2_FCC_27_LTE_Bd4_Scan1_9kHz_30MHz



Scan Setup: Fula2_FCC_27_LTE_Bd4_Scan1_9kHz_30MHz [EMI radiated]

Hardware Setup: Fula2_HW_08_FCC_22_24_6dB_coupler
 Receiver: [ESU 26]
 Level Unit: dBm

Subrange	Step Size	Detectors	IF BW	Meas. Time	Preamp
9 kHz - 150 kHz	40 Hz	PK+	100 Hz	0.01 s	0 dB
150 kHz - 1 MHz	4 kHz	PK+	9 kHz	0.01 s	0 dB
1 MHz - 30 MHz	20 kHz	PK+	100 kHz	0.01 s	0 dB

Diagram No.: 36.41b_Ch20175_BW10_12RB_QAM

Common Information

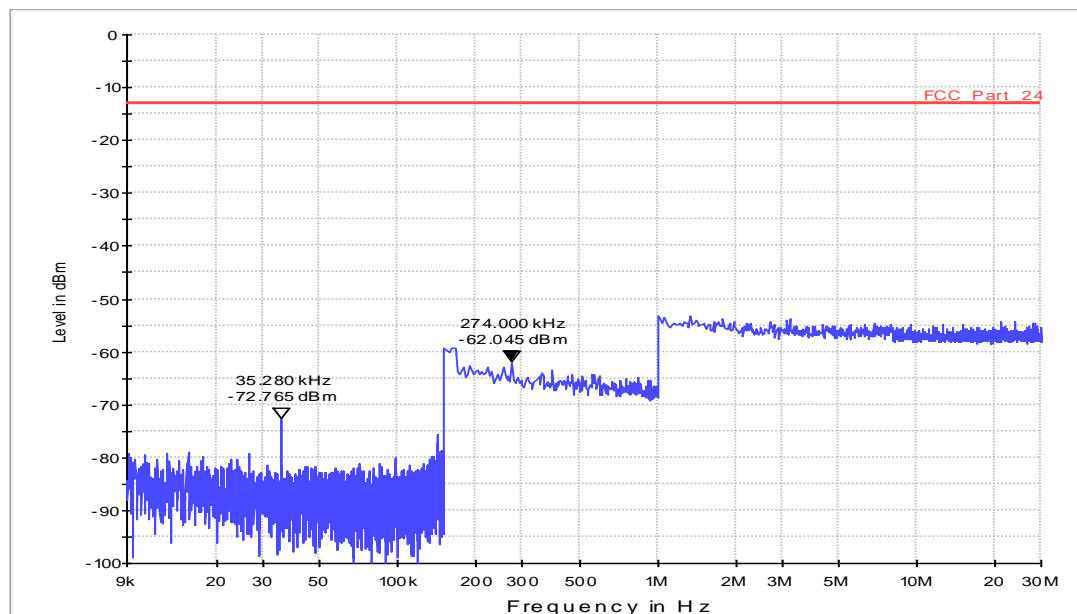
Test Description: TX Spurious Emission Conducted §2.1051
 Test Site: Radio laboratory 2
 Test Standard: FCC Part 27
 Environment conditions: Normal conditions (Vnominal, Tnominal)
 Operator name: Ada
 Operating mode: TX - Channel 20175

EUT Information

Manufacturer: Peiker
 EuT: PKD0424AB0o
 Type: GPRS/W-CDMA/LTE

HW version: 3.0
 SW version: M9615A-CETWZTAZM-5.0.17006
 Serial number: US#405V1140-101 HW1613
 Connected Interfaces: Microphone and loudspeaker
 Power Supply: 3.8V DC
 Comments: --

Fula2_FCC_27_LTE_Bd4_Scan1_9kHz_30MHz



Scan Setup: Fula2_FCC_27_LTE_Bd4_Scan1_9kHz_30MHz [EMI radiated]

Hardware Setup: Fula2_HW_08_FCC_22_24_6dB_coupler
 Receiver: [ESU 26]
 Level Unit: dBm

Subrange	Step Size	Detectors	IF BW	Meas. Time	Preamp
9 kHz - 150 kHz	40 Hz	PK+	100 Hz	0.01 s	0 dB
150 kHz - 1 MHz	4 kHz	PK+	9 kHz	0.01 s	0 dB
1 MHz - 30 MHz	20 kHz	PK+	100 kHz	0.01 s	0 dB

Diagram No.: 36.42a_Ch20393_BW20_100RB_QPSK

Common Information

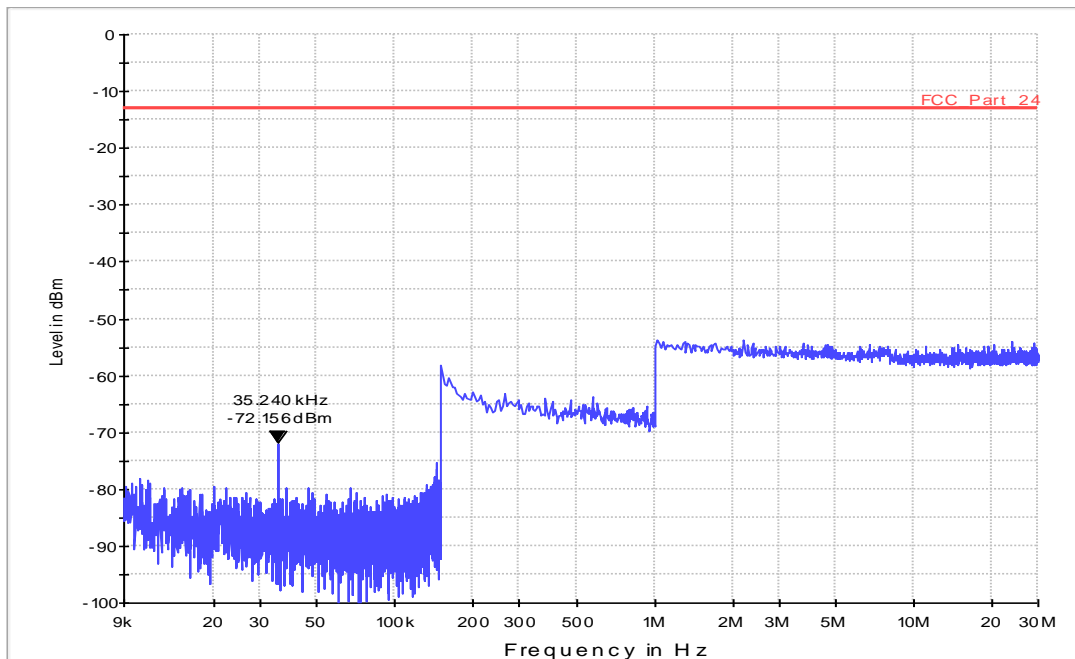
Test Description: TX Spurious Emission Conducted §2.1051
 Test Site: Radio laboratory 2
 Test Standard: FCC Part 27
 Environment conditions: Normal conditions (Vnominal, Tnominal)
 Operator name: Ada
 Operating mode: TX - Channel 20393

EUT Information

Manufacturer: Peiker
 EuT: PKD0424AB0o
 Type: GPRS/W-CDMA/LTE

HW version: 3.0
 SW version: M9615A-CETWZTAZM-5.0.17006
 Serial number: US#405V1140-101 HW1613
 Connected Interfaces: Microphone and loudspeaker
 Power Supply: 3.8V DC
 Comments: --

Fula2_FCC_27_LTE_Bd4_Scan1_9kHz_30MHz



Scan Setup: Fula2_FCC_27_LTE_Bd4_Scan1_9kHz_30MHz [EMI radiated]

Hardware Setup: Fula2_HW_08_FCC_22_24_6dB_coupler
 Receiver: [ESU 26]
 Level Unit: dBm

Subrange	Step Size	Detectors	IF BW	Meas. Time	Preamp
9 kHz - 150 kHz	40 Hz	PK+	100 Hz	0.01 s	0 dB
150 kHz - 1 MHz	4 kHz	PK+	9 kHz	0.01 s	0 dB
1 MHz - 30 MHz	20 kHz	PK+	100 kHz	0.01 s	0 dB

Diagram No.: 36.42b_Ch20393_BW20_100RB_QAM

Common Information

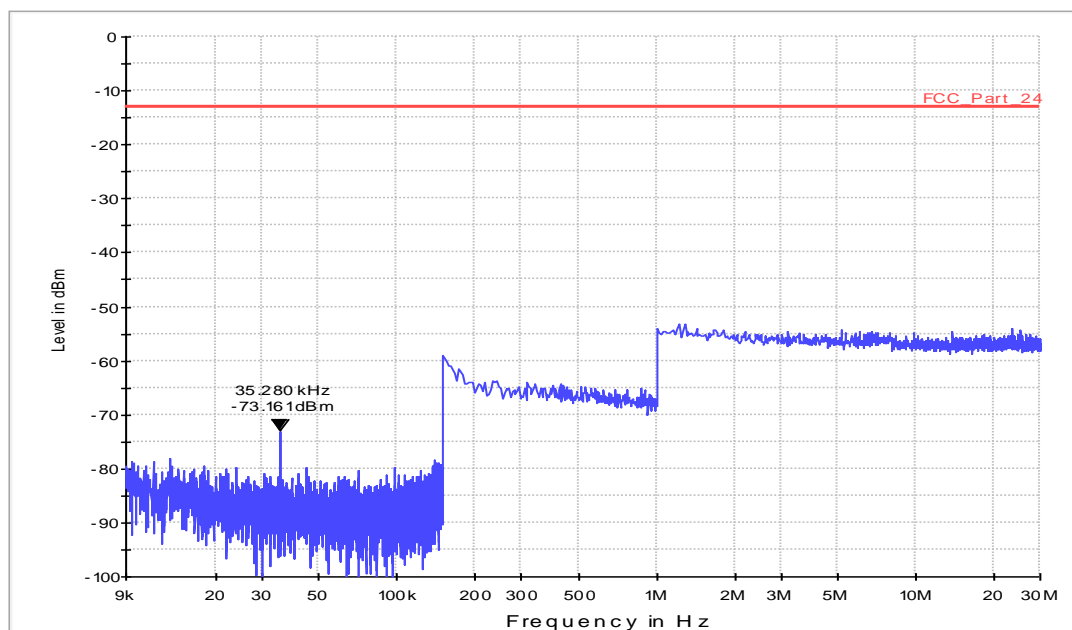
Test Description: TX Spurious Emission Conducted §2.1051
 Test Site: Radio laboratory 2
 Test Standard: FCC Part 27
 Environment conditions: Normal conditions (Vnominal, Tnominal)
 Operator name: Ada
 Operating mode: TX - Channel 20393

EUT Information

Manufacturer: Peiker
 EuT: PKD0424AB0o
 Type: GPRS/W-CDMA/LTE

 HW version: 3.0
 SW version: M9615A-CETWZTAZM-5.0.17006
 Serial number: US#405V1140-101 HW1613
 Connected Interfaces: Microphone and loudspeaker
 Power Supply: 3.8V DC
 Comments: --

Fula2_FCC_27_LTE_Bd4_Scan1_9kHz_30MHz



Scan Setup: Fula2_FCC_27_LTE_Bd4_Scan1_9kHz_30MHz [EMI radiated]

Hardware Setup: Fula2_HW_08_FCC_22_24_6dB_coupler
 Receiver: [ESU 26]
 Level Unit: dBm

Subrange	Step Size	Detectors	IF BW	Meas. Time	Preamp
9 kHz - 150 kHz	40 Hz	PK+	100 Hz	0.01 s	0 dB
150 kHz - 1 MHz	4 kHz	PK+	9 kHz	0.01 s	0 dB
1 MHz - 30 MHz	20 kHz	PK+	100 kHz	0.01 s	0 dB

Diagram No.: 36.43a_Ch19957_BW1,4_RB1_QPSK

Common Information

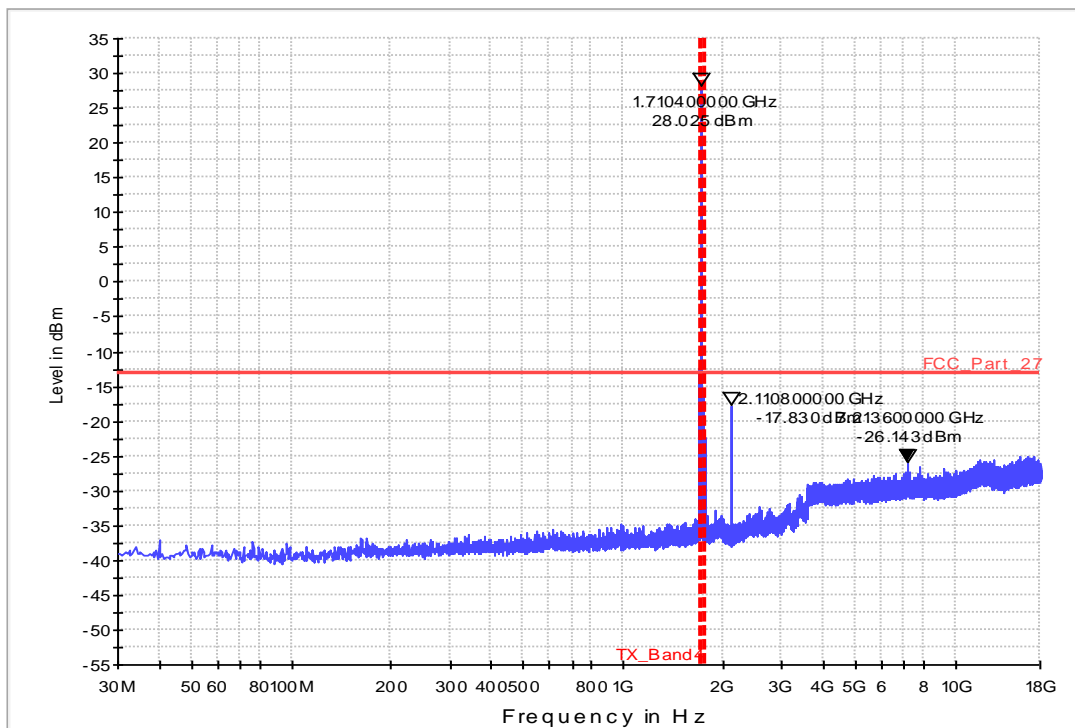
Test Description: TX Spurious Emission Conducted §2.1051
 Test Site: Radio laboratory 2
 Test Standard: FCC Part 27
 Environment conditions: Normal conditions (Vnominal, Tnominal)
 Operator name: Ada
 Operating mode: TX - Channel 19957

EUT Information

Manufacturer: Peiker
 EuT: PKD0424AB0o
 Type: GPRS/W-CDMA/LTE

HW version: 3.0
 SW version: M9615A-CETWZTAZM-5.0.17006
 Serial number: US#405V1140-101 HW1613
 Connected Interfaces: Microphone and loudspeaker
 Power Supply: 3.8V DC
 Comments: --

Fula2_FCC_27_LTE_Bd4_Scan2_30MHz_18GHz



Scan Setup: Fula2_FCC_27_LTE_Bd4_Scan2_30MHz_18GHz [EMI radiated]

Hardware Setup: Fula2_HW_08_FCC_22_24_6dB_coupler
 Receiver: [ESU 26]
 Level Unit: dBm

Subrange	Step Size	Detectors	IF BW	Meas. Time	Preamp
30 MHz - 18 GHz	400 kHz	PK+	1 MHz	0.005 s	0 dB

Diagram No.: 36.43b_Ch19957_BW1,4_RB1_QAM

Common Information

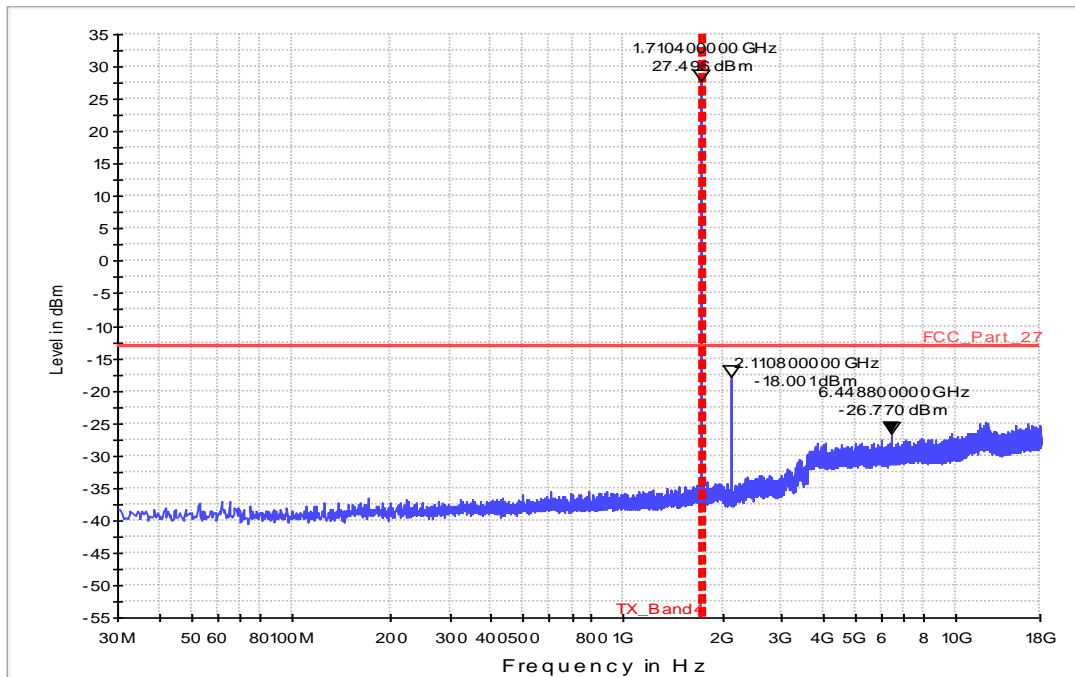
Test Description: TX Spurious Emission Conducted §2.1051
 Test Site: Radio laboratory 2
 Test Standard: FCC Part 27
 Environment conditions: Normal conditions (Vnominal, Tnominal)
 Operator name: Ada
 Operating mode: TX - Channel 19957

EUT Information

Manufacturer: Peiker
 EuT: PKD0424AB0o
 Type: GPRS/W-CDMA/LTE

HW version: 3.0
 SW version: M9615A-CETWZTAZM-5.0.17006
 Serial number: US#405V1140-101 HW1613
 Connected Interfaces: Microphone and loudspeaker
 Power Supply: 3.8V DC
 Comments: --

Fula2_FCC_27_LTE_Bd4_Scan2_30MHz_18GHz



Scan Setup: Fula2_FCC_27_LTE_Bd4_Scan2_30MHz_18GHz [EMI radiated]

Hardware Setup: Fula2_HW_08_FCC_22_24_6dB_coupler
 Receiver: [ESU 26]
 Level Unit: dBm

Subrange	Step Size	Detectors	IF BW	Meas. Time	Preamp
30 MHz - 18 GHz	400 kHz	PK+	1 MHz	0.005 s	0 dB

Diagram No.: 36.44a_Ch20175_BW10_RB12_QPSK

Common Information

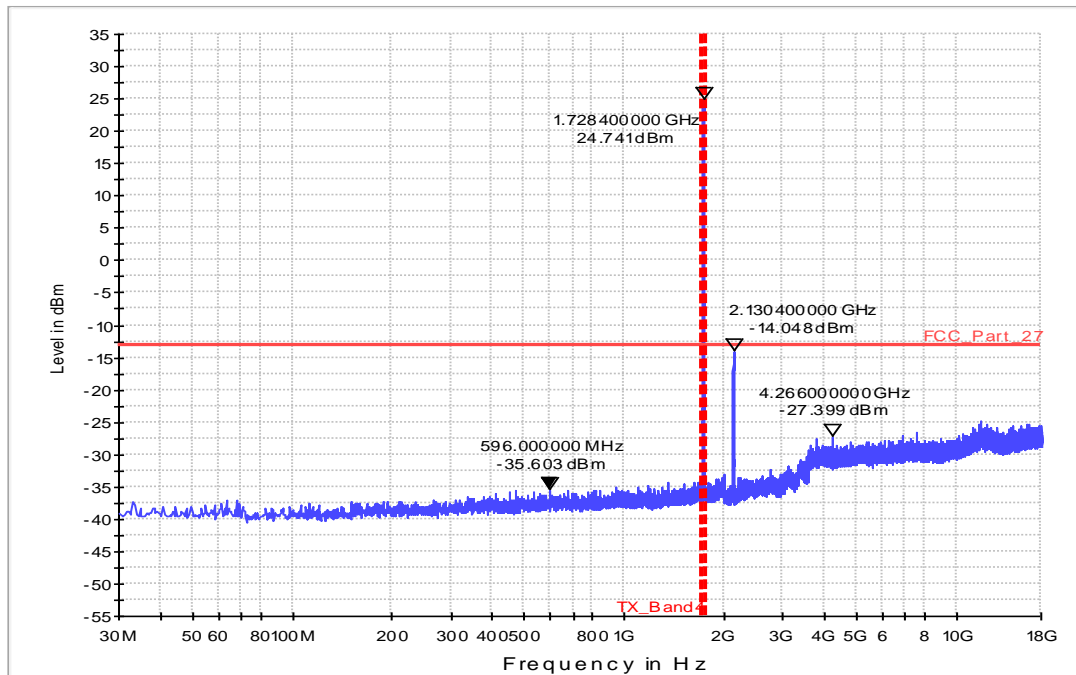
Test Description: TX Spurious Emission Conducted §2.1051
 Test Site: Radio laboratory 2
 Test Standard: FCC Part 27
 Environment conditions: Normal conditions (Vnominal, Tnominal)
 Operator name: Ada
 Operating mode: TX - Channel 20175

EUT Information

Manufacturer: Peiker
 EuT: PKD0424AB0o
 Type: GPRS/W-CDMA/LTE

HW version: 3.0
 SW version: M9615A-CETWZTAZM-5.0.17006
 Serial number: US#405V1140-101 HW1613
 Connected Interfaces: Microphone and loudspeaker
 Power Supply: 3.8V DC
 Comments: --

Fula2_FCC_27_LTE_Bd4_Scan2_30MHz_18GHz



Scan Setup: Fula2_FCC_27_LTE_Bd4_Scan2_30MHz_18GHz [EMI radiated]

Hardware Setup: Fula2_HW_08_FCC_22_24_6dB_coupler
 Receiver: [ESU 26]
 Level Unit: dBm

Subrange	Step Size	Detectors	IF BW	Meas. Time	Preamplifier
30 MHz - 18 GHz	400 kHz	PK+	1 MHz	0.005 s	0 dB

Diagram No.: 36.44b_Ch20175_BW10_RB12_QAM

Common Information

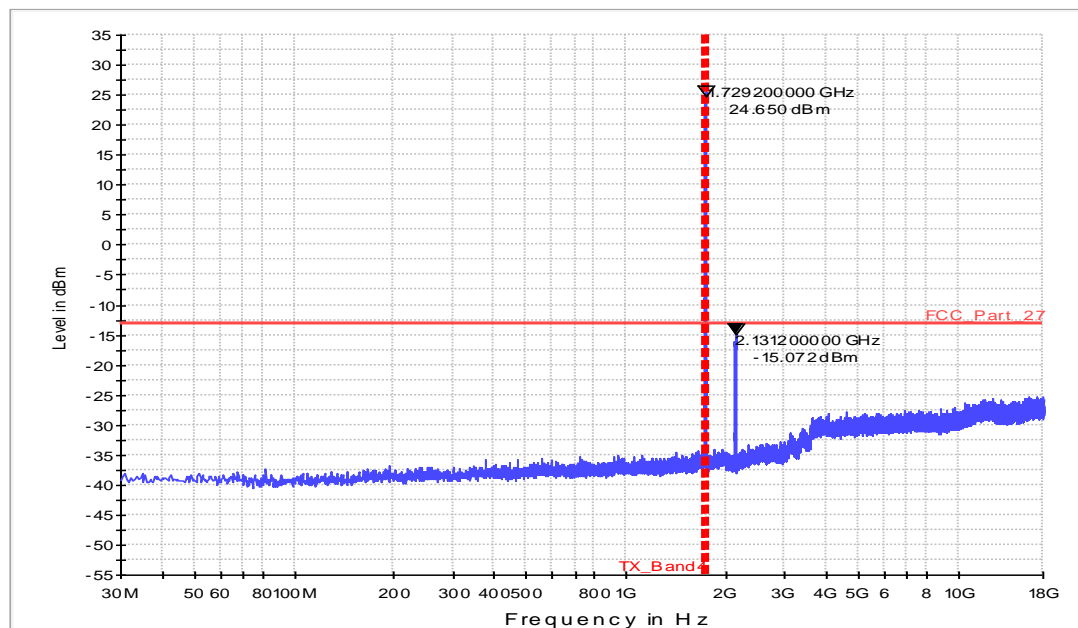
Test Description: TX Spurious Emission Conducted §2.1051
 Test Site: Radio laboratory 2
 Test Standard: FCC Part 27
 Environment conditions: Normal conditions (Vnominal, Tnominal)
 Operator name: Ada
 Operating mode: TX - Channel 20175

EUT Information

Manufacturer: Peiker
 EuT: PKD0424AB0o
 Type: GPRS/W-CDMA/LTE

HW version: 3.0
 SW version: M9615A-CETWZTAZM-5.0.17006
 Serial number: US#405V1140-101 HW1613
 Connected Interfaces: Microphone and loudspeaker
 Power Supply: 3.8V DC
 Comments: --

Fula2_FCC_27_LTE_Bd4_Scan2_30MHz_18GHz



Scan Setup: Fula2_FCC_27_LTE_Bd4_Scan2_30MHz_18GHz [EMI radiated]

Hardware Setup: Fula2_HW_08_FCC_22_24_6dB_coupler
 Receiver: [ESU 26]
 Level Unit: dBm

Subrange	Step Size	Detectors	IF BW	Meas. Time	Preamp
30 MHz - 18 GHz	400 kHz	PK+	1 MHz	0.005 s	0 dB

Diagram No.: 36.45a_Ch20393_BW20_RB100_QPSK

Common Information

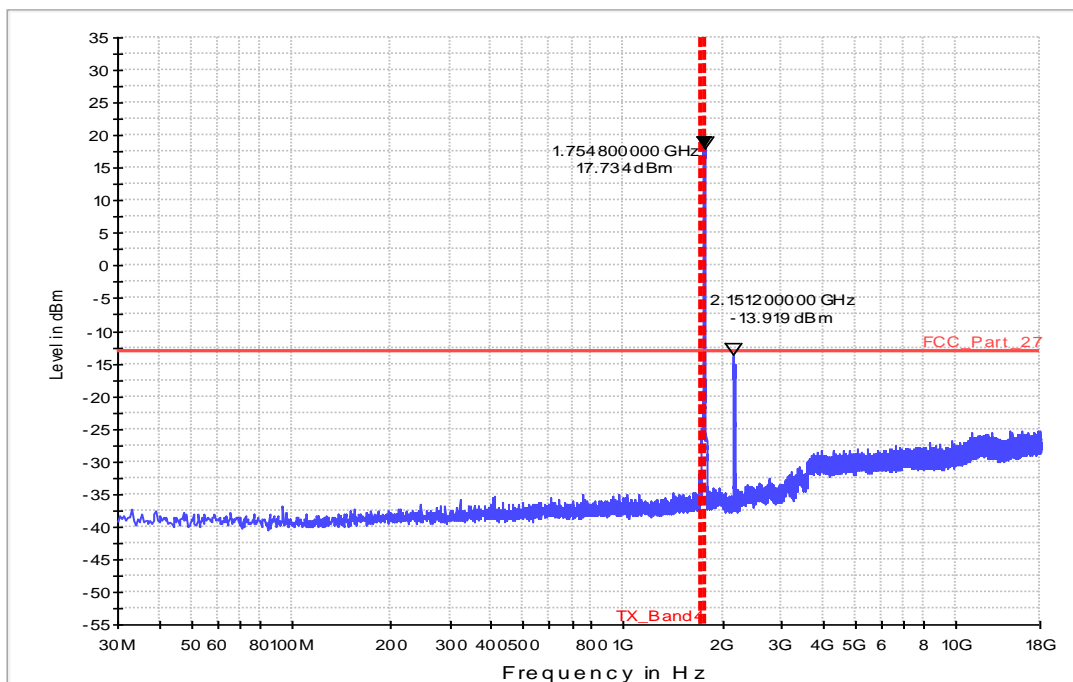
Test Description: TX Spurious Emission Conducted §2.1051
 Test Site: Radio laboratory 2
 Test Standard: FCC Part 27
 Environment conditions: Normal conditions (Vnominal, Tnominal)
 Operator name: Ada
 Operating mode: TX - Channel 20393

EUT Information

Manufacturer: Peiker
 EuT: PKD0424AB0o
 Type: GPRS/W-CDMA/LTE

HW version: 3.0
 SW version: M9615A-CETWZTAZM-5.0.17006
 Serial number: US#405V1140-101 HW1613
 Connected Interfaces: Microphone and loudspeaker
 Power Supply: 3.8V DC
 Comments: --

Fula2_FCC_27_LTE_Bd4_Scan2_30MHz_18GHz



Scan Setup: Fula2_FCC_27_LTE_Bd4_Scan2_30MHz_18GHz [EMI radiated]

Hardware Setup: Fula2_HW_08_FCC_22_24_6dB_coupler
 Receiver: [ESU 26]
 Level Unit: dBm

Subrange	Step Size	Detectors	IF BW	Meas. Time	Preamp
30 MHz - 18 GHz	400 kHz	PK+	1 MHz	0.005 s	0 dB

Diagram No.: 36.45b_Ch20393_BW20_RB100_QAM

Common Information

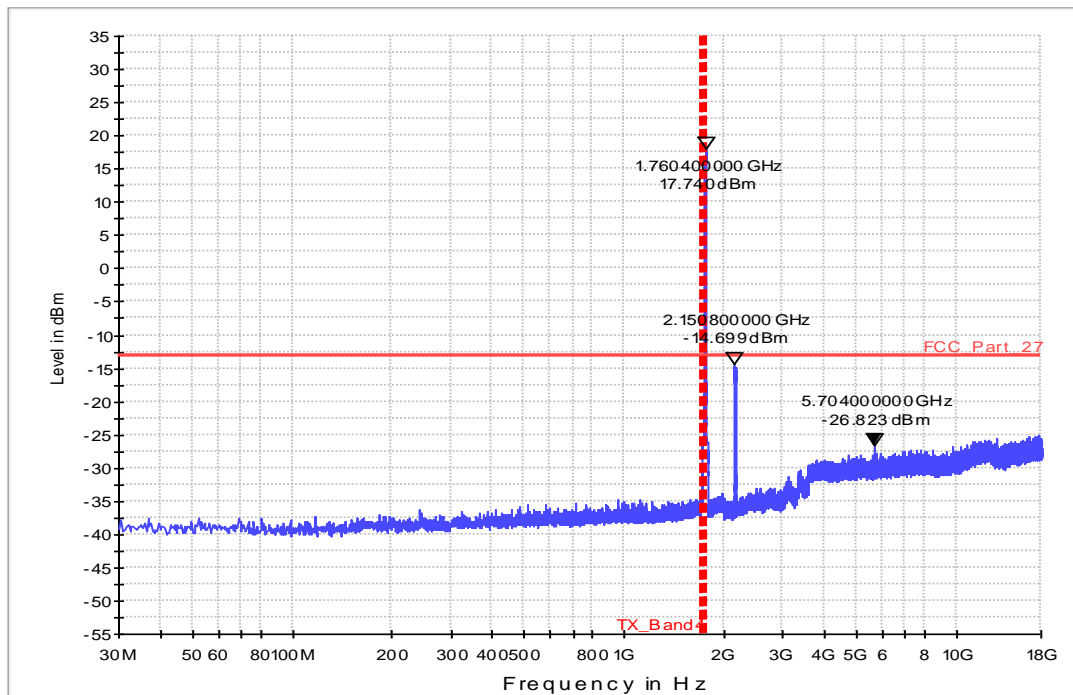
Test Description: TX Spurious Emission Conducted §2.1051
 Test Site: Radio laboratory 2
 Test Standard: FCC Part 27
 Environment conditions: Normal conditions (Vnominal, Tnominal)
 Operator name: Ada
 Operating mode: TX - Channel 20393

EUT Information

Manufacturer: Peiker
 EuT: PKD0424AB0o
 Type: GPRS/W-CDMA/LTE

HW version: 3.0
 SW version: M9615A-CETWZTAZM-5.0.17006
 Serial number: US#405V1140-101 HW1613
 Connected Interfaces: Microphone and loudspeaker
 Power Supply: 3.8V DC
 Comments: --

Fula2_FCC_27_LTE_Bd4_Scan2_30MHz_18GHz



Scan Setup: Fula2_FCC_27_LTE_Bd4_Scan2_30MHz_18GHz [EMI radiated]

Hardware Setup: Fula2_HW_08_FCC_22_24_6dB_coupler
 Receiver: [ESU 26]
 Level Unit: dBm

Subrange	Step Size	Detectors	IF BW	Meas. Time	Preamp
30 MHz - 18 GHz	400 kHz	PK+	1 MHz	0.005 s	0 dB

1.12.1. Spurious emissions conducted (LTE Band V)

Diagram No.: 36.50a_RSE_C_Ch20407_BW_1_4_QPSK

Common Information

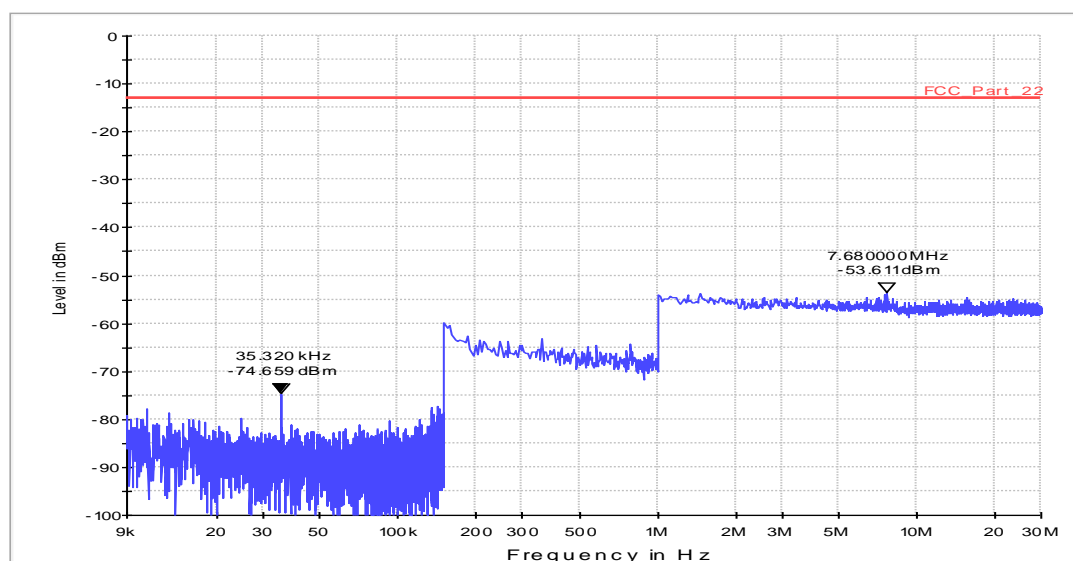
Test Description: TX Spurious Emission Conducted §2.1051
 Test Site: Radio laboratory 2
 Test Standard: FCC Part 22
 Environment conditions: Normal conditions (Vnominal, Tnominal)
 Operator name: MWe
 Operating mode: TX - Channel 20407

EUT Information

Manufacturer: Peiker
 EuT: PKD0424AB0o
 Type: GPRS/W-CDMA/LTE

HW version: 3.0
 SW version: M9615A-CETWZTAZM-5.0.17006
 Serial number: US#405V1140-101 HW1613
 Connected Interfaces: Microphone and loudspeaker
 Power Supply: 3.8V DC
 Comments: --

Fula2_FCC_22_LTE_Bd5_Scan1_9kHz_30MHz



Scan Setup: Fula2_FCC_22_LTE_Bd5_Scan1_9kHz_30MHz [EMI radiated]

Hardware Setup: Fula2_HW_08_FCC_22_24_6dB_coupler
 Receiver: [ESU 26]
 Level Unit: dBm

Subrange	Step Size	Detectors	IF BW	Meas. Time	Preamp
9 kHz - 150 kHz	40 Hz	PK+	100 Hz	0.005 s	0 dB
150 kHz - 1 MHz	4 kHz	PK+	9 kHz	0.005 s	0 dB
1 MHz - 30 MHz	20 kHz	PK+	100 kHz	0.01 s	0 dB

Diagram No.: 36.51a_RSE_C_Ch20407_BW_1_4_QPSK

Common Information

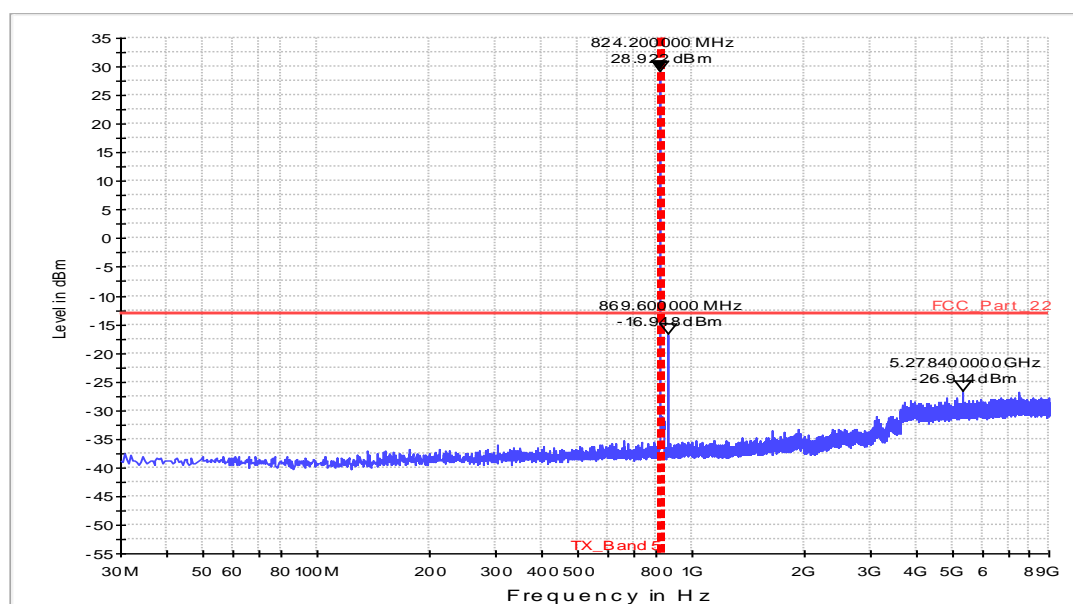
Test Description: TX Spurious Emission Conducted §2.1051
 Test Site: Radio laboratory 2
 Test Standard: FCC Part 22
 Environment conditions: Normal conditions (Vnominal, Tnominal)
 Operator name: MWe
 Operating mode: TX - Channel 20407

EUT Information

Manufacturer: Peiker
 EuT: PKD0424AB0o
 Type: GPRS/W-CDMA/LTE

 HW version: 3.0
 SW version: M9615A-CETWZTAZM-5.0.17006
 Serial number: US#405V1140-101 HW1613
 Connected Interfaces: Microphone and loudspeaker
 Power Supply: 3.8V DC
 Comments: --

Fula2_FCC_22_LTE_Bd5_Scan2_30MHz_9GHz



Scan Setup: Fula2_FCC_22_LTE_Bd5_Scan2_30MHz_9GHz [EMI radiated]

Hardware Setup: Fula2_HW_08_FCC_22_24_6dB_coupler
 Receiver: [ESU 26]
 Level Unit: dBm

Subrange	Step Size	Detectors	IF BW	Meas. Time	Preamp
30 MHz - 823 MHz	400 kHz	PK+	1 MHz	0.007 s	0 dB
823 MHz - 850 MHz	400 kHz	PK+	1 MHz	0.007 s	0 dB
850 MHz - 9 GHz	400 kHz	PK+	1 MHz	0.007 s	0 dB

Diagram No.: 36.52a_RSE_C_Ch20525_BW_5_QPSK

Common Information

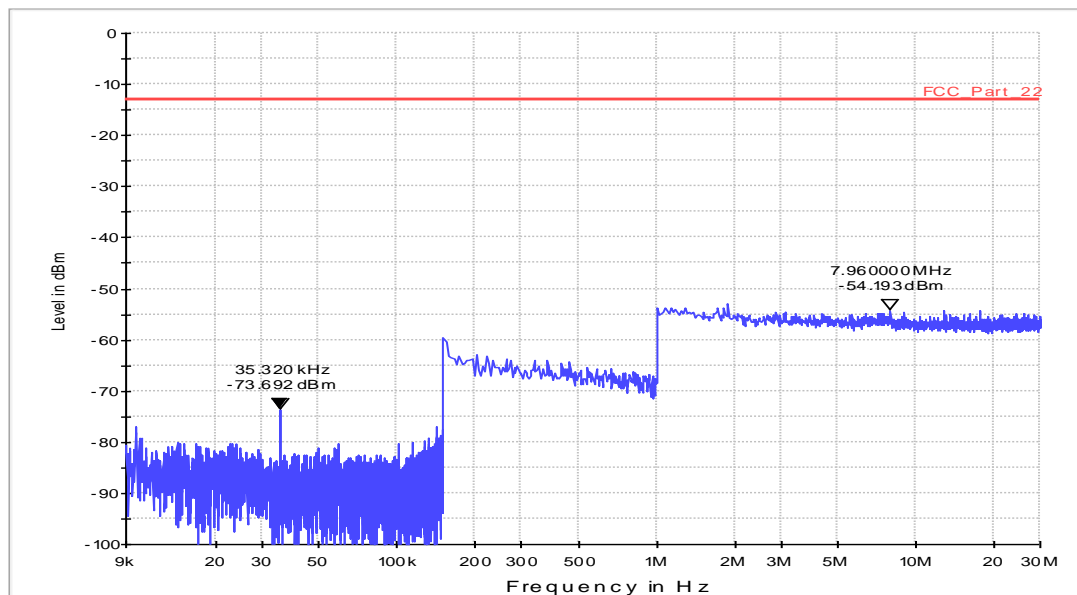
Test Description: TX Spurious Emission Conducted §2.1051
 Test Site: Radio laboratory 2
 Test Standard: FCC Part 22
 Environment conditions: Normal conditions (Vnominal, Tnominal)
 Operator name: MWe
 Operating mode: TX - Channel 20525

EUT Information

Manufacturer: Peiker
 EuT: PKD0424AB0o
 Type: GPRS/W-CDMA/LTE

HW version: 3.0
 SW version: M9615A-CETWZTAZM-5.0.17006
 Serial number: US#405V1140-101 HW1613
 Connected Interfaces: Microphone and loudspeaker
 Power Supply: 3.8V DC
 Comments: --

Fula2_FCC_22_LTE_Bd5_Scan1_9kHz_30MHz



Scan Setup: Fula2_FCC_22_LTE_Bd5_Scan1_9kHz_30MHz [EMI radiated]

Hardware Setup: Fula2_HW_08_FCC_22_24_6dB_coupler
 Receiver: [ESU 26]
 Level Unit: dBm

Subrange	Step Size	Detectors	IF BW	Meas. Time	Preamp
9 kHz - 150 kHz	40 Hz	PK+	100 Hz	0.005 s	0 dB
150 kHz - 1 MHz	4 kHz	PK+	9 kHz	0.005 s	0 dB
1 MHz - 30 MHz	20 kHz	PK+	100 kHz	0.01 s	0 dB

Diagram No.: 36.53a_RSE_C_Ch20525_BW_5_QPSK

Common Information

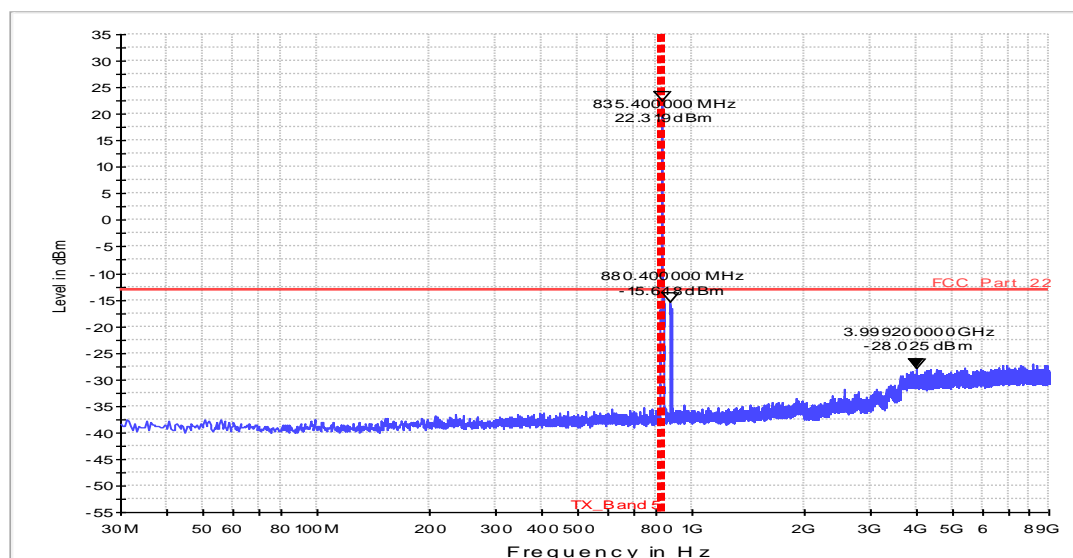
Test Description: TX Spurious Emission Conducted §2.1051
 Test Site: Radio laboratory 2
 Test Standard: FCC Part 22
 Environment conditions: Normal conditions (Vnominal, Tnominal)
 Operator name: MWe
 Operating mode: TX - Channel 20525

EUT Information

Manufacturer: Peiker
 EuT: PKD0424AB0o
 Type: GPRS/W-CDMA/LTE

 HW version: 3.0
 SW version: M9615A-CETWZTAZM-5.0.17006
 Serial number: US#405V1140-101 HW1613
 Connected Interfaces: Microphone and loudspeaker
 Power Supply: 3.8V DC
 Comments: --

Fula2_FCC_22_LTE_Bd5_Scan2_30MHz_9GHz



Scan Setup: Fula2_FCC_22_LTE_Bd5_Scan2_30MHz_9GHz [EMI radiated]

Hardware Setup: Fula2_HW_08_FCC_22_24_6dB_coupler
 Receiver: [ESU 26]
 Level Unit: dBm

Subrange	Step Size	Detectors	IF BW	Meas. Time	Preamp
30 MHz - 823 MHz	400 kHz	PK+	1 MHz	0.007 s	0 dB
823 MHz - 850 MHz	400 kHz	PK+	1 MHz	0.007 s	0 dB
850 MHz - 9 GHz	400 kHz	PK+	1 MHz	0.007 s	0 dB

Diagram No.: 36.54a_RSE_C_Ch20600_BW_10_QPSK

Common Information

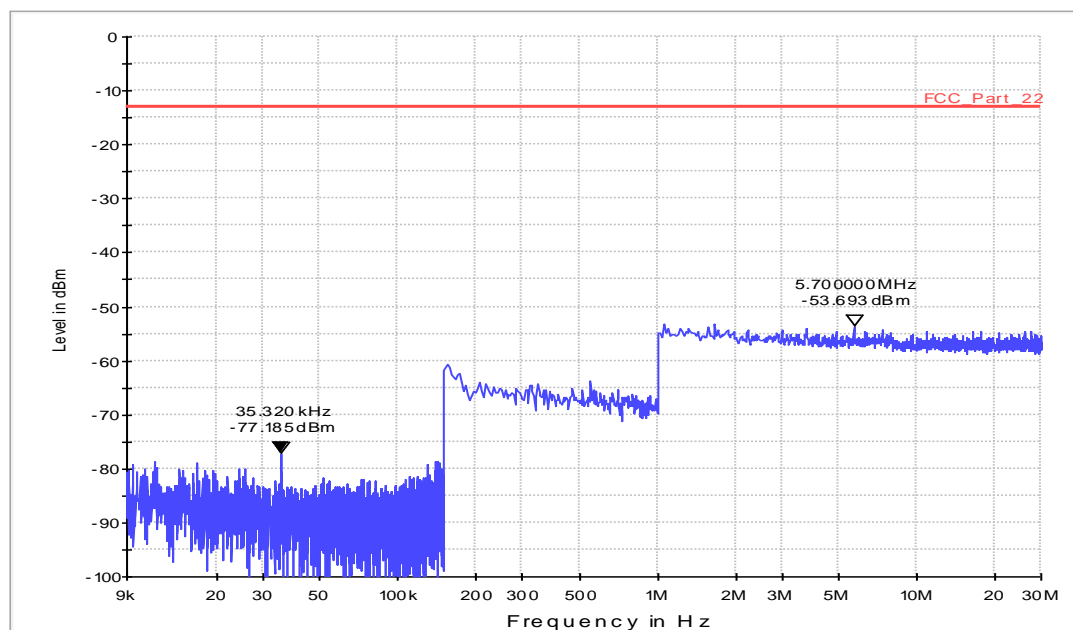
Test Description: TX Spurious Emission Conducted §2.1051
 Test Site: Radio laboratory 2
 Test Standard: FCC Part 22
 Environment conditions: Normal conditions (Vnominal, Tnominal)
 Operator name: MWe
 Operating mode: TX - Channel 20600

EUT Information

Manufacturer: Peiker
 EuT: PKD0424AB0o
 Type: GPRS/W-CDMA/LTE

HW version: 3.0
 SW version: M9615A-CETWZTAZM-5.0.17006
 Serial number: US#405V1140-101 HW1613
 Connected Interfaces: Microphone and loudspeaker
 Power Supply: 3.8V DC
 Comments: --

Fula2_FCC_22_LTE_Bd5_Scan1_9kHz_30MHz



Scan Setup: Fula2_FCC_22_LTE_Bd5_Scan1_9kHz_30MHz [EMI radiated]

Hardware Setup: Fula2_HW_08_FCC_22_24_6dB_coupler
 Receiver: [ESU 26]
 Level Unit: dBm

Subrange	Step Size	Detectors	IF BW	Meas. Time	Preamp
9 kHz - 150 kHz	40 Hz	PK+	100 Hz	0.005 s	0 dB
150 kHz - 1 MHz	4 kHz	PK+	9 kHz	0.005 s	0 dB
1 MHz - 30 MHz	20 kHz	PK+	100 kHz	0.01 s	0 dB

Diagram No.: 36.55a_RSE_C_Ch20600_BW_10_QPSK

Common Information

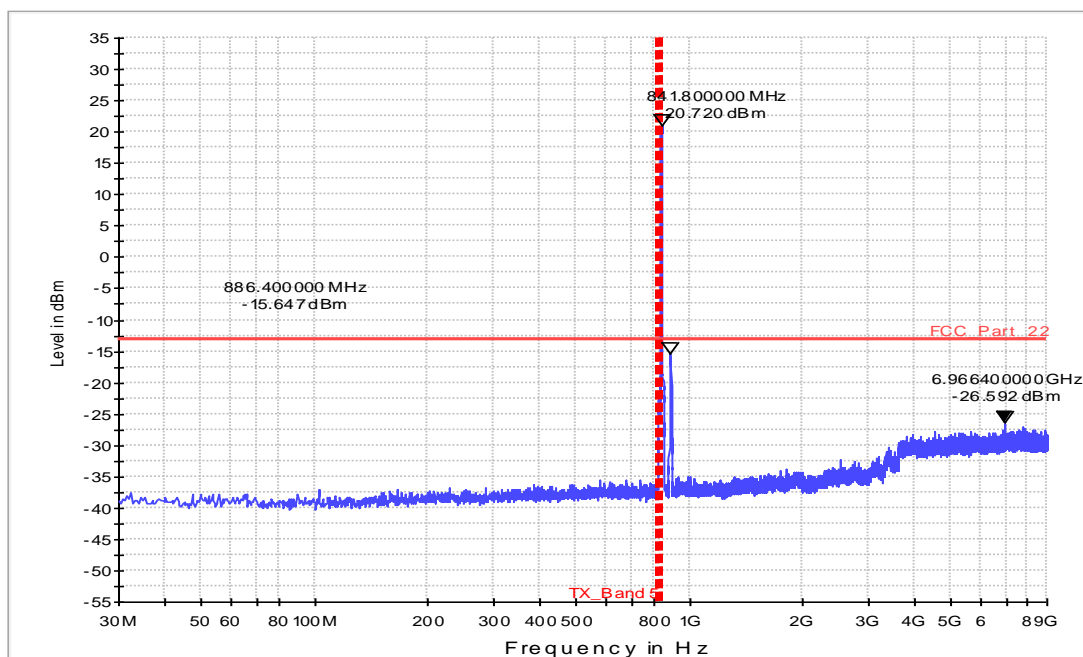
Test Description: TX Spurious Emission Conducted §2.1051
 Test Site: Radio laboratory 2
 Test Standard: FCC Part 22
 Environment conditions: Normal conditions (Vnominal, Tnominal)
 Operator name: MWe
 Operating mode: TX - Channel 20600

EUT Information

Manufacturer: Peiker
 EuT: PKD0424AB0o
 Type: GPRS/W-CDMA/LTE

HW version: 3.0
 SW version: M9615A-CETWZTAZM-5.0.17006
 Serial number: US#405V1140-101 HW1613
 Connected Interfaces: Microphone and loudspeaker
 Power Supply: 3.8V DC
 Comments: --

Fula2_FCC_22_LTE_Bd5_Scan2_30MHz_9GHz



Scan Setup: Fula2_FCC_22_LTE_Bd5_Scan2_30MHz_9GHz [EMI radiated]

Hardware Setup: Fula2_HW_08_FCC_22_24_6dB_coupler
 Receiver: [ESU 26]
 Level Unit: dBm

Subrange	Step Size	Detectors	IF BW	Meas. Time	Preamp
30 MHz - 823 MHz	400 kHz	PK+	1 MHz	0.007 s	0 dB
823 MHz - 850 MHz	400 kHz	PK+	1 MHz	0.007 s	0 dB
850 MHz - 9 GHz	400 kHz	PK+	1 MHz	0.007 s	0 dB

Diagram No.: 36.56b_RSE_C_Ch20407_BW_1_4_QAM

Common Information

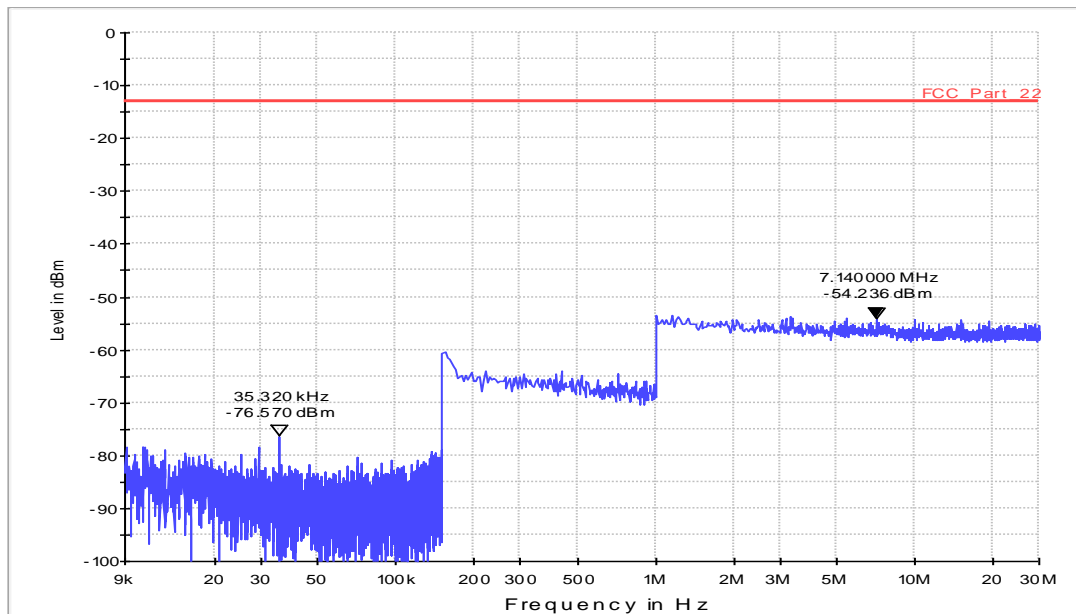
Test Description: TX Spurious Emission Conducted §2.1051
 Test Site: Radio laboratory 2
 Test Standard: FCC Part 22
 Environment conditions: Normal conditions (Vnominal, Tnominal)
 Operator name: MWe
 Operating mode: TX - Channel 20407

EUT Information

Manufacturer: Peiker
 EuT: PKD0424AB0o
 Type: GPRS/W-CDMA/LTE

HW version: 3.0
 SW version: M9615A-CETWZTAZM-5.0.17006
 Serial number: US#405V1140-101 HW1613
 Connected Interfaces: Microphone and loudspeaker
 Power Supply: 3.8V DC
 Comments: --

Fula2_FCC_22_LTE_Bd5_Scan1_9kHz_30MHz



Scan Setup: Fula2_FCC_22_LTE_Bd5_Scan1_9kHz_30MHz [EMI radiated]

Hardware Setup: Fula2_HW_08_FCC_22_24_6dB_coupler
 Receiver: [ESU 26]
 Level Unit: dBm

Subrange	Step Size	Detectors	IF BW	Meas. Time	Preamp
9 kHz - 150 kHz	40 Hz	PK+	100 Hz	0.005 s	0 dB
150 kHz - 1 MHz	4 kHz	PK+	9 kHz	0.005 s	0 dB
1 MHz - 30 MHz	20 kHz	PK+	100 kHz	0.01 s	0 dB

Diagram No.: 36.57b_RSE_C_Ch20407_BW_1_4_QAM

Common Information

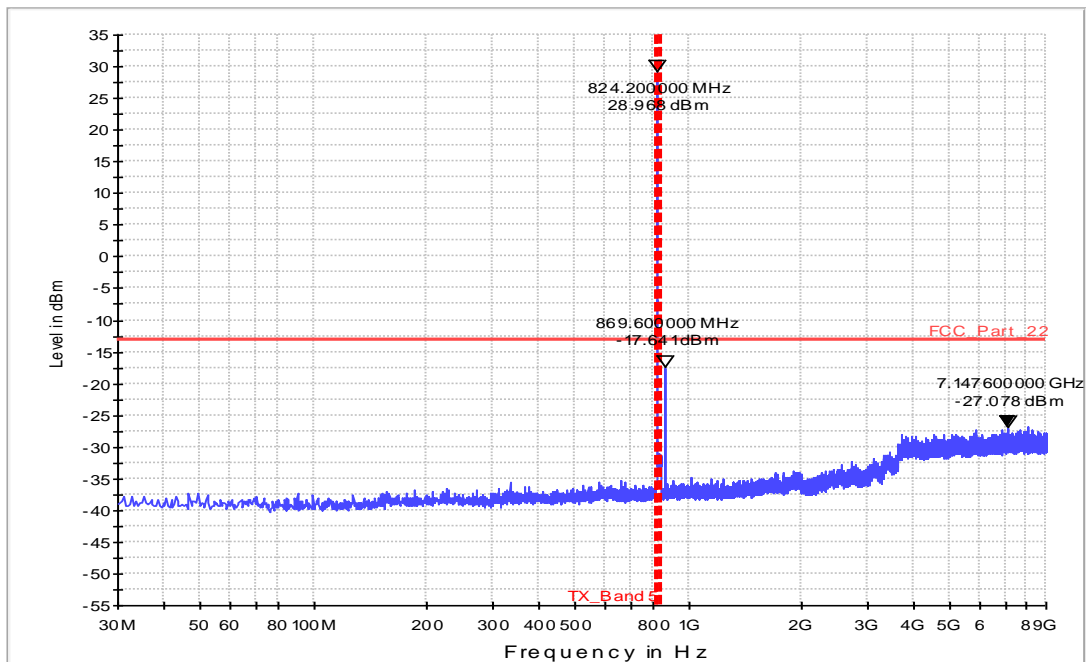
Test Description: TX Spurious Emission Conducted §2.1051
 Test Site: Radio laboratory 2
 Test Standard: FCC Part 22
 Environment conditions: Normal conditions (Vnominal, Tnominal)
 Operator name: MWe
 Operating mode: TX - Channel 20407

EUT Information

Manufacturer: Peiker
 EuT: PKD0424AB0o
 Type: GPRS/W-CDMA/LTE

HW version: 3.0
 SW version: M9615A-CETWZTAZM-5.0.17006
 Serial number: US#405V1140-101 HW1613
 Connected Interfaces: Microphone and loudspeaker
 Power Supply: 3.8V DC
 Comments: --

Fula2_FCC_22_LTE_Bd5_Scan2_30MHz_9GHz



Scan Setup: Fula2_FCC_22_LTE_Bd5_Scan2_30MHz_9GHz [EMI radiated]

Hardware Setup: Fula2_HW_08_FCC_22_24_6dB_coupler
 Receiver: [ESU 26]
 Level Unit: dBm

Subrange	Step Size	Detectors	IF BW	Meas. Time	Preamp
30 MHz - 823 MHz	400 kHz	PK+	1 MHz	0.007 s	0 dB
823 MHz - 850 MHz	400 kHz	PK+	1 MHz	0.007 s	0 dB
850 MHz - 9 GHz	400 kHz	PK+	1 MHz	0.007 s	0 dB

Diagram No.: 36.58b_RSE_C_Ch20525_BW_5_QAM

Common Information

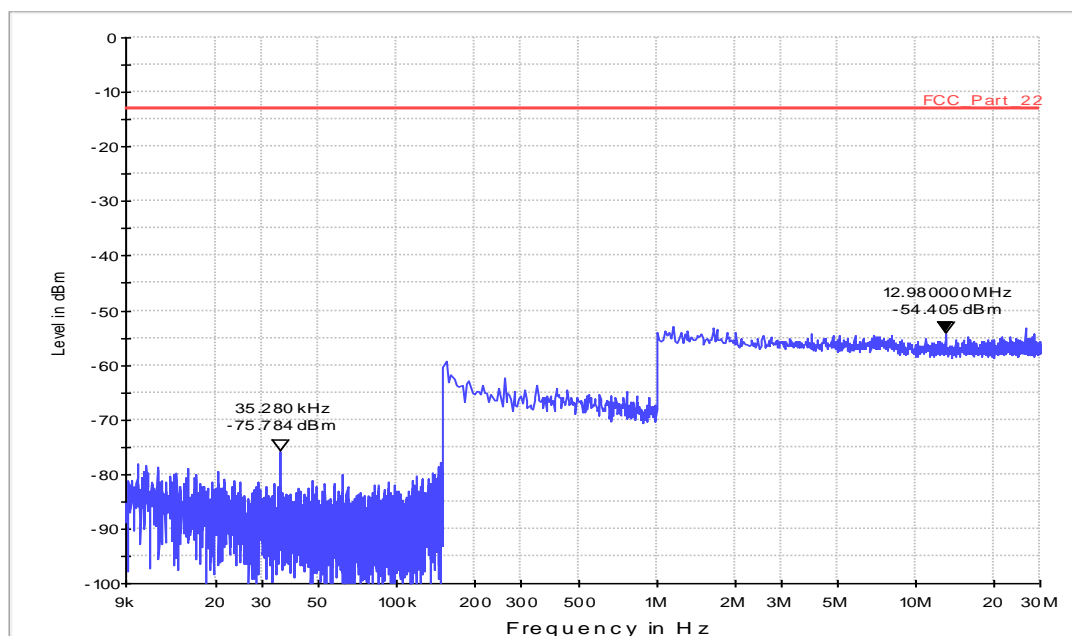
Test Description: TX Spurious Emission Conducted §2.1051
 Test Site: Radio laboratory 2
 Test Standard: FCC Part 22
 Environment conditions: Normal conditions (Vnominal, Tnominal)
 Operator name: MWe
 Operating mode: TX - Channel 20525

EUT Information

Manufacturer: Peiker
 EuT: PKD0424AB0o
 Type: GPRS/W-CDMA/LTE

 HW version: 3.0
 SW version: M9615A-CETWZTAZM-5.0.17006
 Serial number: US#405V1140-101 HW1613
 Connected Interfaces: Microphone and loudspeaker
 Power Supply: 3.8V DC
 Comments: --

Fula2_FCC_22_LTE_Bd5_Scan1_9kHz_30MHz



Scan Setup: Fula2_FCC_22_LTE_Bd5_Scan1_9kHz_30MHz [EMI radiated]

Hardware Setup: Fula2_HW_08_FCC_22_24_6dB_coupler
 Receiver: [ESU 26]
 Level Unit: dBm

Subrange	Step Size	Detectors	IF BW	Meas. Time	Preamp
9 kHz - 150 kHz	40 Hz	PK+	100 Hz	0.005 s	0 dB
150 kHz - 1 MHz	4 kHz	PK+	9 kHz	0.005 s	0 dB
1 MHz - 30 MHz	20 kHz	PK+	100 kHz	0.01 s	0 dB

Diagram No.: 36.59b_RSE_C_Ch20525_BW_5_QAM

Common Information

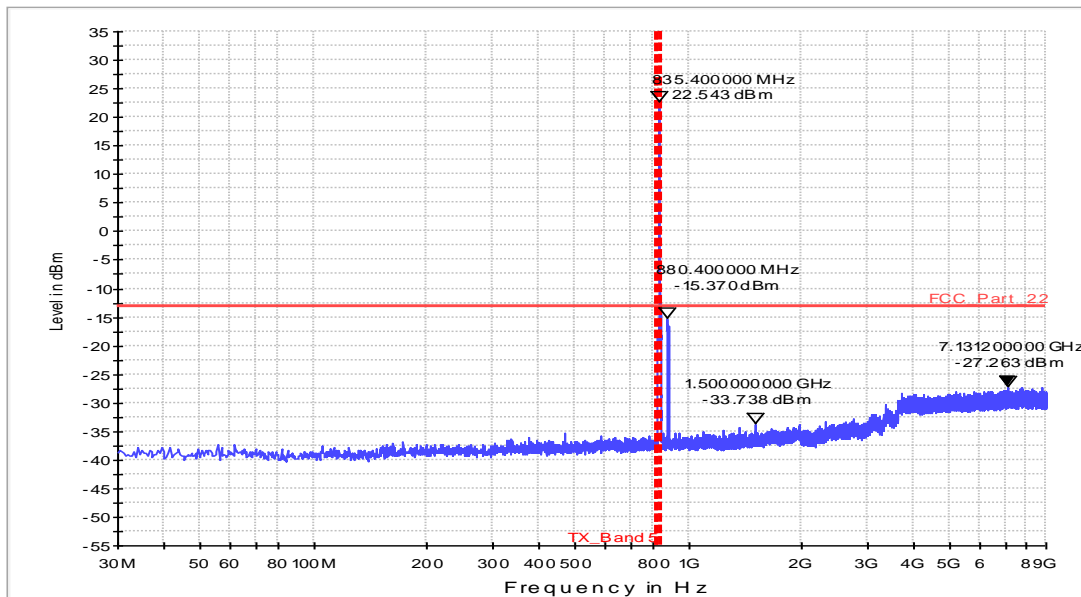
Test Description: TX Spurious Emission Conducted §2.1051
 Test Site: Radio laboratory 2
 Test Standard: FCC Part 22
 Environment conditions: Normal conditions (Vnominal, Tnominal)
 Operator name: MWe
 Operating mode: TX - Channel 20525

EUT Information

Manufacturer: Peiker
 EuT: PKD0424AB0o
 Type: GPRS/W-CDMA/LTE

HW version: 3.0
 SW version: M9615A-CETWZTAZM-5.0.17006
 Serial number: US#405V1140-101 HW1613
 Connected Interfaces: Microphone and loudspeaker
 Power Supply: 3.8V DC
 Comments: --

Fula2_FCC_22_LTE_Bd5_Scan2_30MHz_9GHz



Scan Setup: Fula2_FCC_22_LTE_Bd5_Scan2_30MHz_9GHz [EMI radiated]

Hardware Setup: Fula2_HW_08_FCC_22_24_6dB_coupler
 Receiver: [ESU 26]
 Level Unit: dBm

Subrange	Step Size	Detectors	IF BW	Meas. Time	Preamp
30 MHz - 823 MHz	400 kHz	PK+	1 MHz	0.007 s	0 dB
823 MHz - 850 MHz	400 kHz	PK+	1 MHz	0.007 s	0 dB
850 MHz - 9 GHz	400 kHz	PK+	1 MHz	0.007 s	0 dB

Diagram No.: 36.60b_RSE_C_Ch20600_BW_10_QAM

Common Information

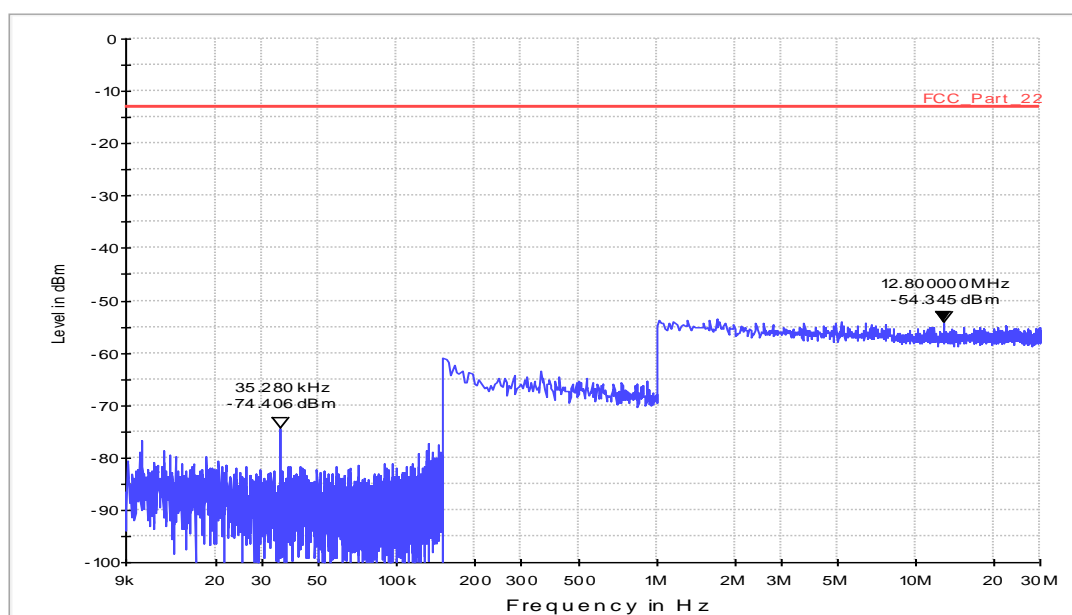
Test Description: TX Spurious Emission Conducted §2.1051
 Test Site: Radio laboratory 2
 Test Standard: FCC Part 22
 Environment conditions: Normal conditions (Vnominal, Tnominal)
 Operator name: MWe
 Operating mode: TX - Channel 20600

EUT Information

Manufacturer: Peiker
 EuT: PKD0424AB0o
 Type: GPRS/W-CDMA/LTE

 HW version: 3.0
 SW version: M9615A-CETWZTAZM-5.0.17006
 Serial number: US#405V1140-101 HW1613
 Connected Interfaces: Microphone and loudspeaker
 Power Supply: 3.8V DC
 Comments: --

Fula2_FCC_22_LTE_Bd5_Scan1_9kHz_30MHz



Scan Setup: Fula2_FCC_22_LTE_Bd5_Scan1_9kHz_30MHz [EMI radiated]

Hardware Setup: Fula2_HW_08_FCC_22_24_6dB_coupler
 Receiver: [ESU 26]
 Level Unit: dBm

Subrange	Step Size	Detectors	IF BW	Meas. Time	Preamp
9 kHz - 150 kHz	40 Hz	PK+	100 Hz	0.005 s	0 dB
150 kHz - 1 MHz	4 kHz	PK+	9 kHz	0.005 s	0 dB
1 MHz - 30 MHz	20 kHz	PK+	100 kHz	0.01 s	0 dB

Diagram No.: 36.61b_RSE_C_Ch20600_BW_10_QAM

Common Information

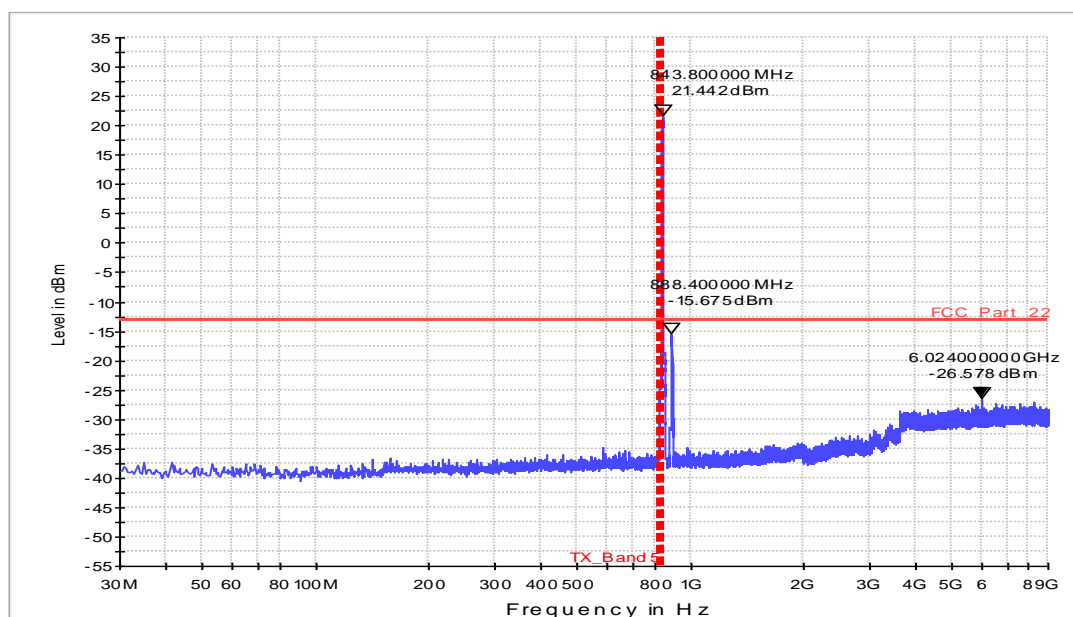
Test Description: TX Spurious Emission Conducted §2.1051
 Test Site: Radio laboratory 2
 Test Standard: FCC Part 22
 Environment conditions: Normal conditions (Vnominal, Tnominal)
 Operator name: MWe
 Operating mode: TX - Channel 20600

EUT Information

Manufacturer: Peiker
 EuT: PKD0424AB0o
 Type: GPRS/W-CDMA/LTE

HW version: 3.0
 SW version: M9615A-CETWZTAZM-5.0.17006
 Serial number: US#405V1140-101 HW1613
 Connected Interfaces: Microphone and loudspeaker
 Power Supply: 3.8V DC
 Comments: --

Fula2_FCC_22_LTE_Bd5_Scan2_30MHz_9GHz



Scan Setup: Fula2_FCC_22_LTE_Bd5_Scan2_30MHz_9GHz [EMI radiated]

Hardware Setup: Fula2_HW_08_FCC_22_24_6dB_coupler
 Receiver: [ESU 26]
 Level Unit: dBm

Subrange	Step Size	Detectors	IF BW	Meas. Time	Preamp
30 MHz - 823 MHz	400 kHz	PK+	1 MHz	0.007 s	0 dB
823 MHz - 850 MHz	400 kHz	PK+	1 MHz	0.007 s	0 dB
850 MHz - 9 GHz	400 kHz	PK+	1 MHz	0.007 s	0 dB

1.13. Spurious emissions conducted (LTE Band XVII)

Diagram No.: 36.170a_Ch23755_BW5_RB1_QPSK

Common Information

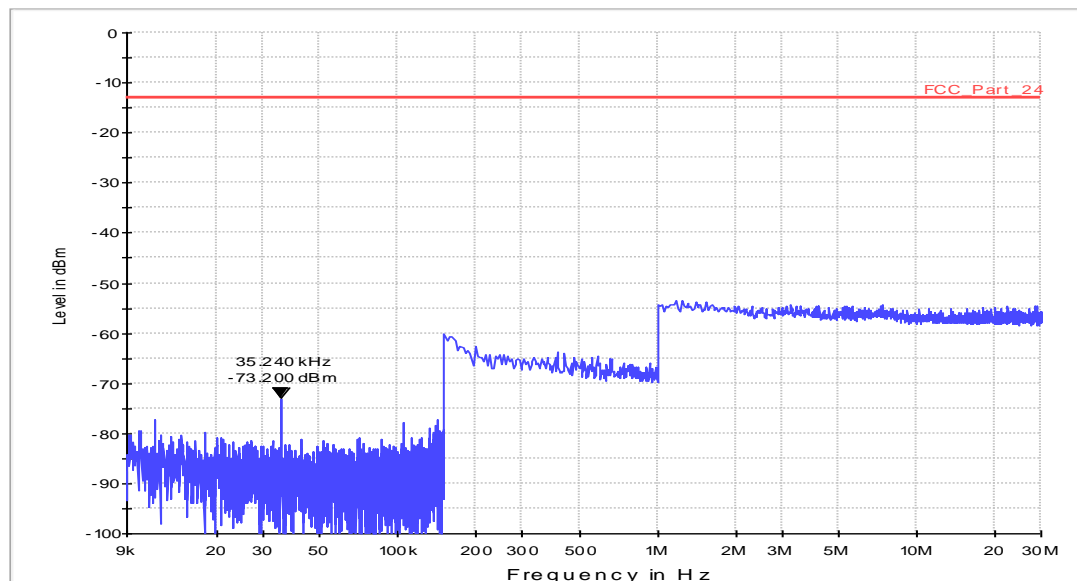
Test Description: TX Spurious Emission Conducted §2.1051
 Test Site: Radio laboratory 2
 Test Standard: FCC Part 27
 Environment conditions: Normal conditions (Vnominal, Tnominal)
 Operator name: Ada
 Operating mode: TX on channel 23755

EUT Information

Manufacturer: Peiker
 EuT: PKD0424AB0o
 Type: GPRS/W-CDMA/LTE

HW version: 3.0
 SW version: M9615A-CETWZTAZM-5.0.17006
 Serial number: US#405V1140-101 HW1613
 Connected Interfaces: Microphone and loudspeaker
 Power Supply: 3.8V DC
 Comments: --

Fula2_FCC_27_LTE_Bd17_Scan1_9kHz_30MHz



Scan Setup: Fula2_FCC_27_LTE_Bd17_Scan1_9kHz_30MHz [EMI radiated]

Hardware Setup: Fula2_HW_08_FCC_22_24_6dB_coupler
 Receiver: [ESU 26]
 Level Unit: dBm

Subrange	Step Size	Detectors	IF BW	Meas. Time	Preamp
9 kHz - 150 kHz	40 Hz	PK+	100 Hz	0.005 s	0 dB
150 kHz - 1 MHz	4 kHz	PK+	9 kHz	0.005 s	0 dB
1 MHz - 30 MHz	20 kHz	PK+	100 kHz	0.01 s	0 dB

Diagram No.: 36.170b_Ch23755_BW5_RB1_QAM

Common Information

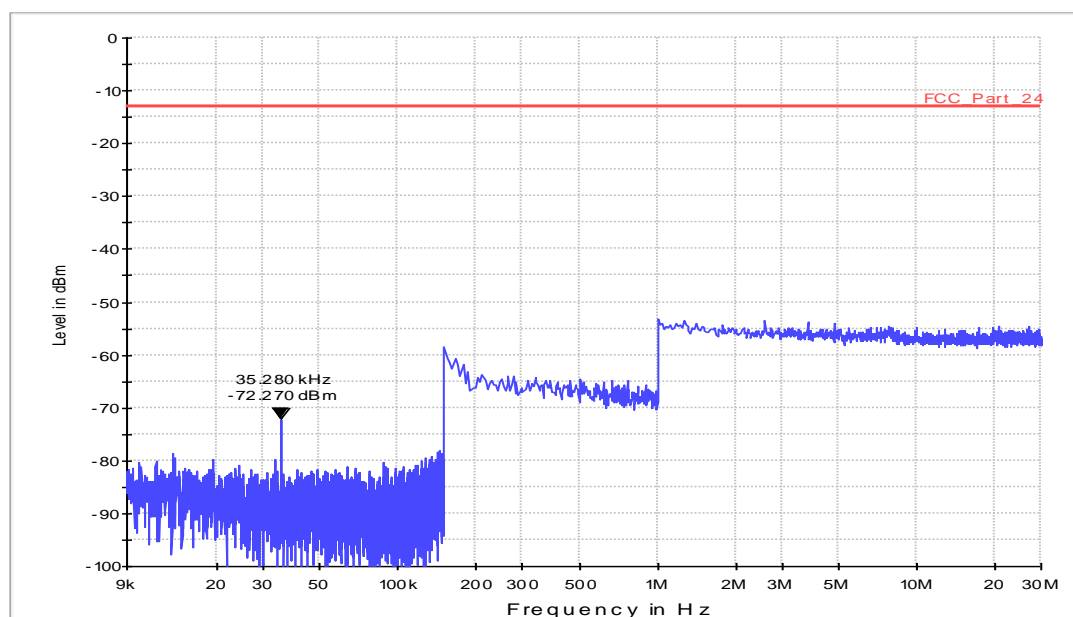
Test Description: TX Spurious Emission Conducted §2.1051
 Test Site: Radio laboratory 2
 Test Standard: FCC Part 27
 Environment conditions: Normal conditions (Vnominal, Tnominal)
 Operator name: Ada
 Operating mode: TX on channel 23755

EUT Information

Manufacturer: Peiker
 EuT: PKD0424AB0o
 Type: GPRS/W-CDMA/LTE

 HW version: 3.0
 SW version: M9615A-CETWZTAZM-5.0.17006
 Serial number: US#405V1140-101 HW1613
 Connected Interfaces: Microphone and loudspeaker
 Power Supply: 3.8V DC
 Comments: --

Fula2_FCC_27_LTE_Bd17_Scan1_9kHz_30MHz



Scan Setup: Fula2_FCC_27_LTE_Bd17_Scan1_9kHz_30MHz [EMI radiated]

Hardware Setup: Fula2_HW_08_FCC_22_24_6dB_coupler
 Receiver: [ESU 26]
 Level Unit: dBm

Subrange	Step Size	Detectors	IF BW	Meas. Time	Preamp
9 kHz - 150 kHz	40 Hz	PK+	100 Hz	0.005 s	0 dB
150 kHz - 1 MHz	4 kHz	PK+	9 kHz	0.005 s	0 dB
1 MHz - 30 MHz	20 kHz	PK+	100 kHz	0.01 s	0 dB

Diagram No.: 36.171a_Ch23755_BW5_RB1_QPSK

Common Information

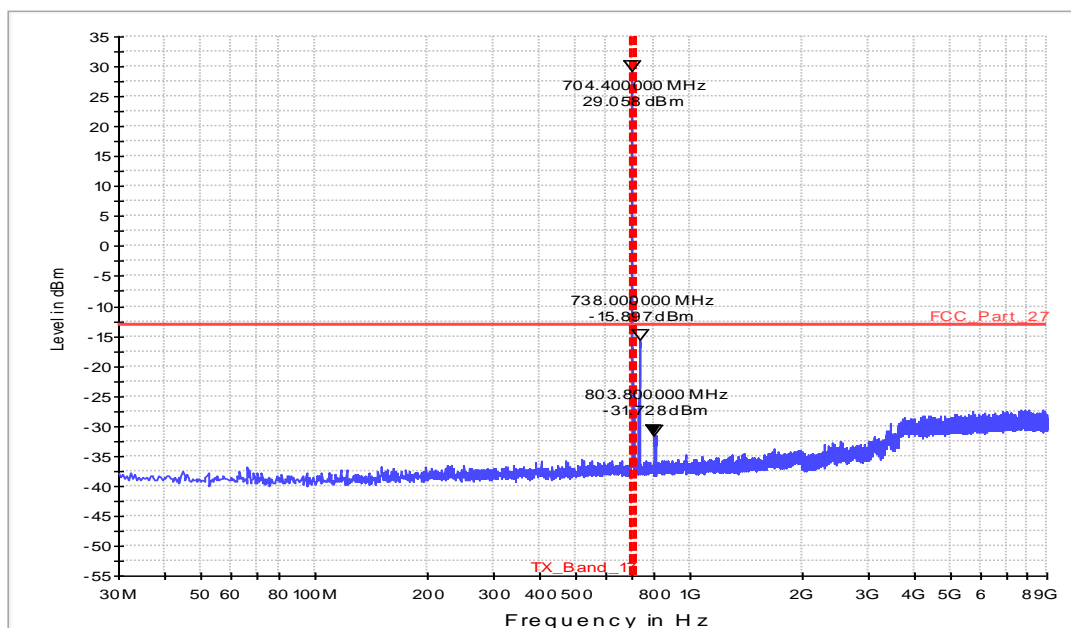
Test Description: TX Spurious Emission Conducted §2.1051
 Test Site: Radio laboratory 2
 Test Standard: FCC Part 27
 Environment conditions: Normal conditions (Vnominal, Tnominal)
 Operator name: Ada
 Operating mode: TX on channel 23755

EUT Information

Manufacturer: Peiker
 EuT: PKD0424AB0o
 Type: GPRS/W-CDMA/LTE

HW version: 3.0
 SW version: M9615A-CETWZTAZM-5.0.17006
 Serial number: US#405V1140-101 HW1613
 Connected Interfaces: Microphone and loudspeaker
 Power Supply: 3.8V DC
 Comments: --

Fula2_FCC_27_LTE_Bd17_Scan2_30MHz_9GHz



Scan Setup: Fula2_FCC_27_LTE_Bd17_Scan2_30MHz_9GHz [EMI radiated]

Hardware Setup: Fula2_HW_08_FCC_22_24_6dB_coupler
 Receiver: [ESU 26]
 Level Unit: dBm

Subrange	Step Size	Detectors	IF BW	Meas. Time	Preamp
30 MHz - 803 MHz	400 kHz	PK+	1 MHz	0.01 s	0 dB
803 MHz - 816 MHz	400 kHz	PK+	1 MHz	0.007 s	0 dB
816 MHz - 9 GHz	400 kHz	PK+	1 MHz	0.01 s	0 dB

Diagram No.: 36.171b_Ch23755_BW5_RB1_QAM

Common Information

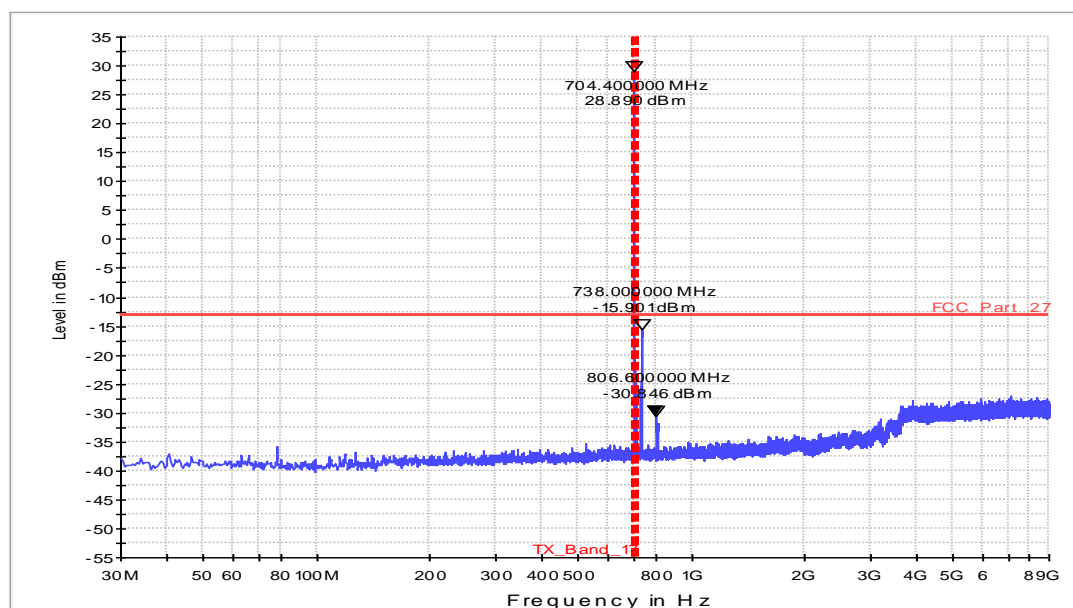
Test Description: TX Spurious Emission Conducted §2.1051
 Test Site: Radio laboratory 2
 Test Standard: FCC Part 27
 Environment conditions: Normal conditions (Vnominal, Tnominal)
 Operator name: Ada
 Operating mode: TX on channel 23755

EUT Information

Manufacturer: Peiker
 EuT: PKD0424AB0o
 Type: GPRS/W-CDMA/LTE

 HW version: 3.0
 SW version: M9615A-CETWZTAZM-5.0.17006
 Serial number: US#405V1140-101 HW1613
 Connected Interfaces: Microphone and loudspeaker
 Power Supply: 3.8V DC
 Comments: --

Fula2_FCC_27_LTE_Bd17_Scan2_30MHz_9GHz



Scan Setup: Fula2_FCC_27_LTE_Bd17_Scan2_30MHz_9GHz [EMI radiated]

Hardware Setup: Fula2_HW_08_FCC_22_24_6dB_coupler
 Receiver: [ESU 26]
 Level Unit: dBm

Subrange	Step Size	Detectors	IF BW	Meas. Time	Preamp
30 MHz - 803 MHz	400 kHz	PK+	1 MHz	0.01 s	0 dB
803 MHz - 816 MHz	400 kHz	PK+	1 MHz	0.007 s	0 dB
816 MHz - 9 GHz	400 kHz	PK+	1 MHz	0.01 s	0 dB

Diagram No.: 36.172a_Ch23790_BW5_RB25_QPSK

Common Information

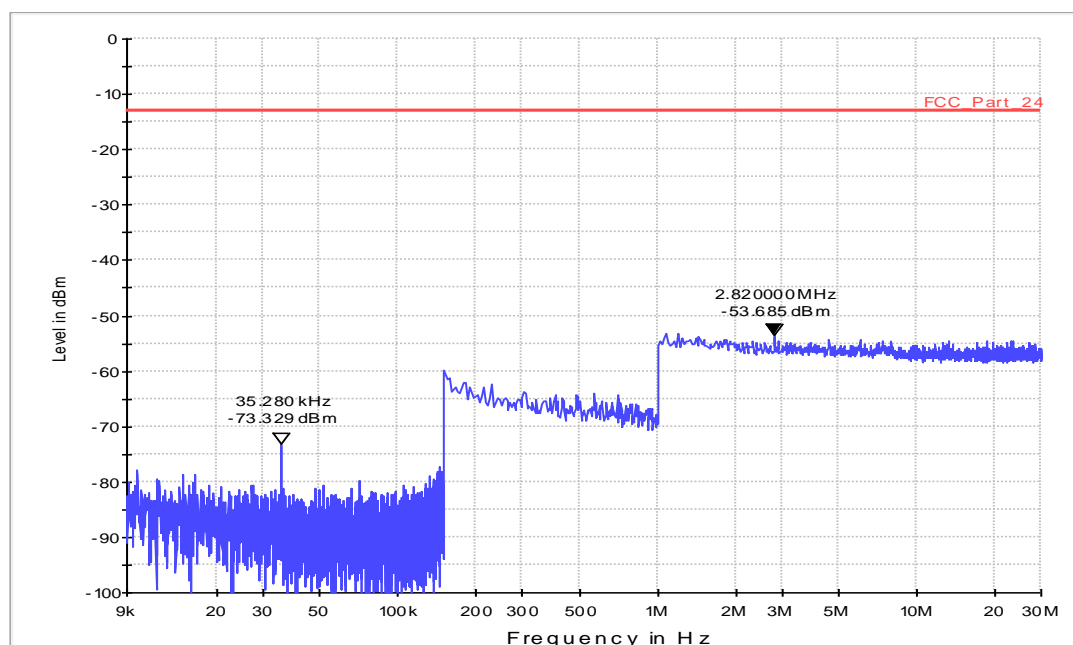
Test Description: TX Spurious Emission Conducted §2.1051
 Test Site: Radio laboratory 2
 Test Standard: FCC Part 27
 Environment conditions: Normal conditions (Vnominal, Tnominal)
 Operator name: Ada
 Operating mode: TX on channel 237590

EUT Information

Manufacturer: Peiker
 EuT: PKD0424AB0o
 Type: GPRS/W-CDMA/LTE

HW version: 3.0
 SW version: M9615A-CETWZTAZM-5.0.17006
 Serial number: US#405V1140-101 HW1613
 Connected Interfaces: Microphone and loudspeaker
 Power Supply: 3.8V DC
 Comments: --

Fula2_FCC_27_LTE_Bd17_Scan1_9kHz_30MHz



Scan Setup: Fula2_FCC_27_LTE_Bd17_Scan1_9kHz_30MHz [EMI radiated]

Hardware Setup: Fula2_HW_08_FCC_22_24_6dB_coupler
 Receiver: [ESU 26]
 Level Unit: dBm

Subrange	Step Size	Detectors	IF BW	Meas. Time	Preamp
9 kHz - 150 kHz	40 Hz	PK+	100 Hz	0.005 s	0 dB
150 kHz - 1 MHz	4 kHz	PK+	9 kHz	0.005 s	0 dB
1 MHz - 30 MHz	20 kHz	PK+	100 kHz	0.01 s	0 dB

Diagram No.: 36.172b_Ch23790_BW5_RB25_QAM

Common Information

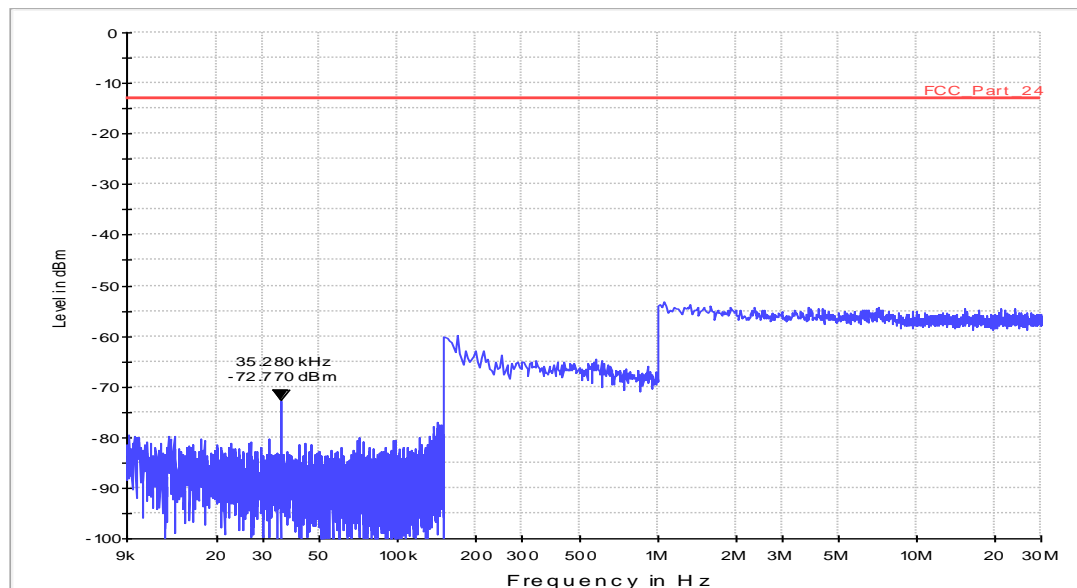
Test Description: TX Spurious Emission Conducted §2.1051
 Test Site: Radio laboratory 2
 Test Standard: FCC Part 27
 Environment conditions: Normal conditions (Vnominal, Tnominal)
 Operator name: Ada
 Operating mode: TX on channel 237590

EUT Information

Manufacturer: Peiker
 EuT: PKD0424AB0o
 Type: GPRS/W-CDMA/LTE

HW version: 3.0
 SW version: M9615A-CETWZTAZM-5.0.17006
 Serial number: US#405V1140-101 HW1613
 Connected Interfaces: Microphone and loudspeaker
 Power Supply: 3.8V DC
 Comments: --

Fula2_FCC_27_LTE_Bd17_Scan1_9kHz_30MHz



Scan Setup: Fula2_FCC_27_LTE_Bd17_Scan1_9kHz_30MHz [EMI radiated]

Hardware Setup: Fula2_HW_08_FCC_22_24_6dB_coupler
 Receiver: [ESU 26]
 Level Unit: dBm

Subrange	Step Size	Detectors	IF BW	Meas. Time	Preamp
9 kHz - 150 kHz	40 Hz	PK+	100 Hz	0.005 s	0 dB
150 kHz - 1 MHz	4 kHz	PK+	9 kHz	0.005 s	0 dB
1 MHz - 30 MHz	20 kHz	PK+	100 kHz	0.01 s	0 dB

Diagram No.: 36.173a_Ch23800_BW10_RB25_QPSK

Common Information

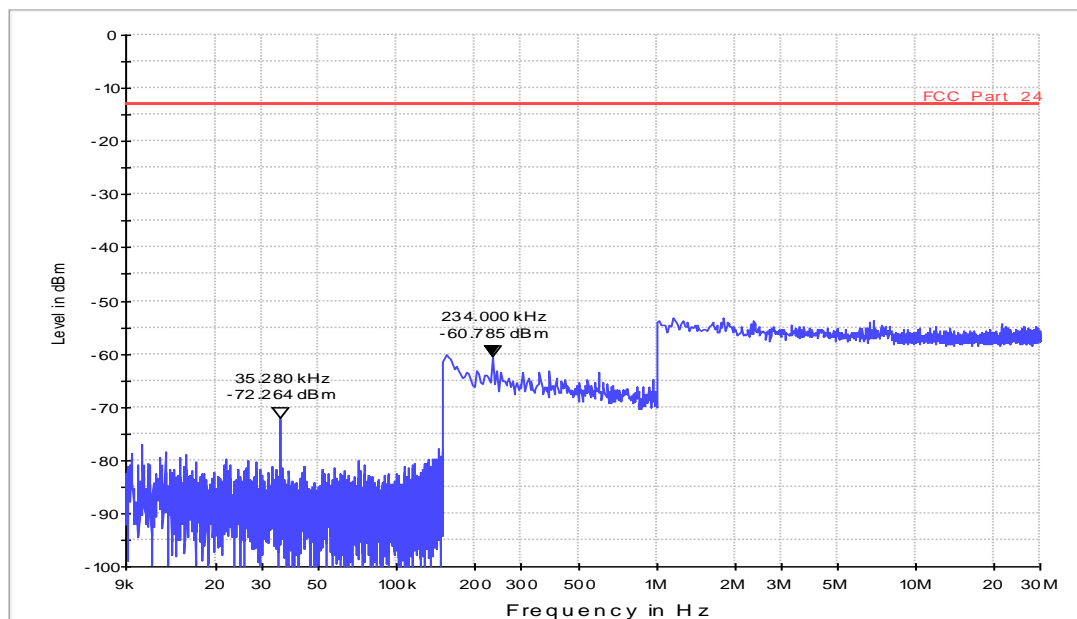
Test Description: TX Spurious Emission Conducted §2.1051
 Test Site: Radio laboratory 2
 Test Standard: FCC Part 27
 Environment conditions: Normal conditions (Vnominal, Tnominal)
 Operator name: Ada
 Operating mode: TX on channel 23800

EUT Information

Manufacturer: Peiker
 EuT: PKD0424AB0o
 Type: GPRS/W-CDMA/LTE

 HW version: 3.0
 SW version: M9615A-CETWZTAZM-5.0.17006
 Serial number: US#405V1140-101 HW1613
 Connected Interfaces: Microphone and loudspeaker
 Power Supply: 3.8V DC
 Comments: --

Fula2_FCC_27_LTE_Bd17_Scan1_9kHz_30MHz



Scan Setup: Fula2_FCC_27_LTE_Bd17_Scan1_9kHz_30MHz [EMI radiated]

Hardware Setup: Fula2_HW_08_FCC_22_24_6dB_coupler
 Receiver: [ESU 26]
 Level Unit: dBm

Subrange	Step Size	Detectors	IF BW	Meas. Time	Preamp
9 kHz - 150 kHz	40 Hz	PK+	100 Hz	0.005 s	0 dB
150 kHz - 1 MHz	4 kHz	PK+	9 kHz	0.005 s	0 dB
1 MHz - 30 MHz	20 kHz	PK+	100 kHz	0.01 s	0 dB

Diagram No.: 36.173b_Ch23800_BW10_RB25_QAM

Common Information

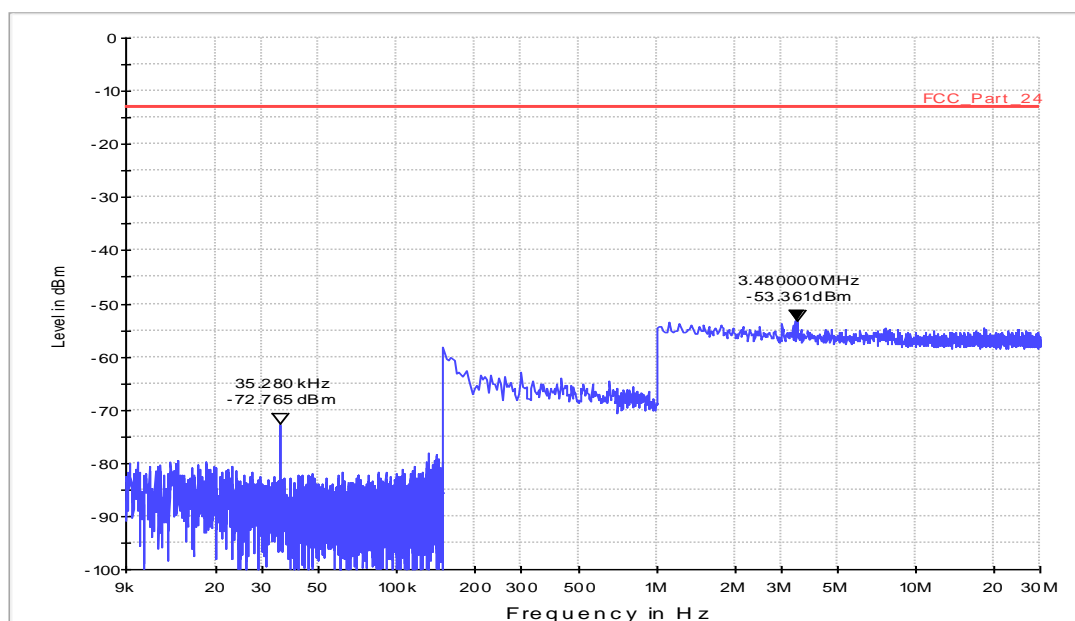
Test Description: TX Spurious Emission Conducted §2.1051
 Test Site: Radio laboratory 2
 Test Standard: FCC Part 27
 Environment conditions: Normal conditions (Vnominal, Tnominal)
 Operator name: Ada
 Operating mode: TX on channel 23800

EUT Information

Manufacturer: Peiker
 EuT: PKD0424AB0o
 Type: GPRS/W-CDMA/LTE

HW version: 3.0
 SW version: M9615A-CETWZTAZM-5.0.17006
 Serial number: US#405V1140-101 HW1613
 Connected Interfaces: Microphone and loudspeaker
 Power Supply: 3.8V DC
 Comments: --

Fula2_FCC_27_LTE_Bd17_Scan1_9kHz_30MHz



Scan Setup: Fula2_FCC_27_LTE_Bd17_Scan1_9kHz_30MHz [EMI radiated]

Hardware Setup: Fula2_HW_08_FCC_22_24_6dB_coupler
 Receiver: [ESU 26]
 Level Unit: dBm

Subrange	Step Size	Detectors	IF BW	Meas. Time	Preamp
9 kHz - 150 kHz	40 Hz	PK+	100 Hz	0.005 s	0 dB
150 kHz - 1 MHz	4 kHz	PK+	9 kHz	0.005 s	0 dB
1 MHz - 30 MHz	20 kHz	PK+	100 kHz	0.01 s	0 dB

Diagram No.: 36.174a_Ch23790_BW5_RB25_QPSK

Common Information

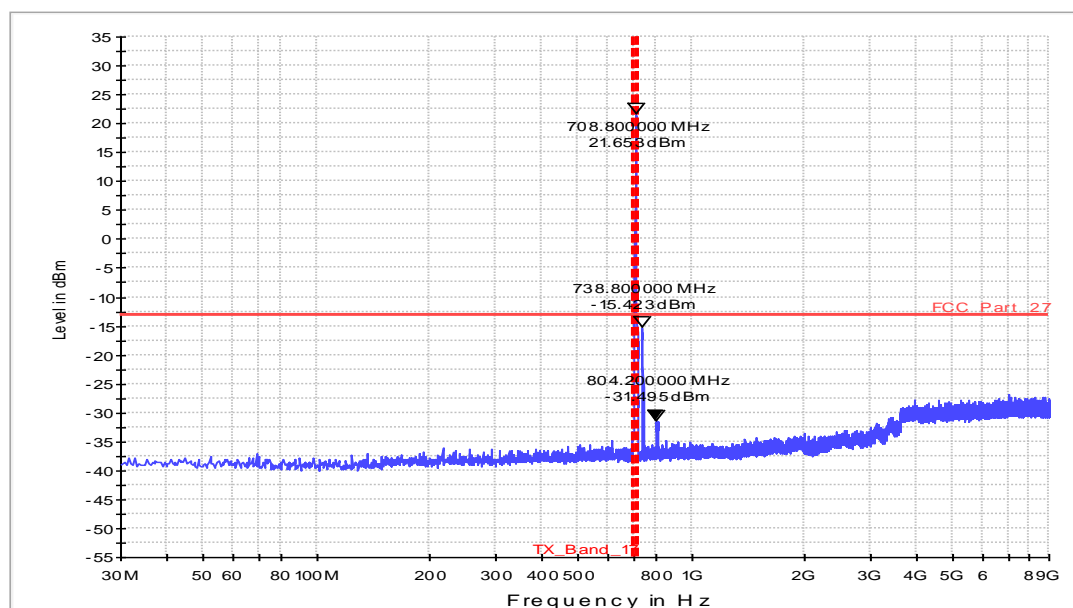
Test Description: TX Spurious Emission Conducted §2.1051
 Test Site: Radio laboratory 2
 Test Standard: FCC Part 27
 Environment conditions: Normal conditions (Vnominal, Tnominal)
 Operator name: Ada
 Operating mode: TX on channel 237590

EUT Information

Manufacturer: Peiker
 EuT: PKD0424AB0o
 Type: GPRS/W-CDMA/LTE

HW version: 3.0
 SW version: M9615A-CETWZTAZM-5.0.17006
 Serial number: US#405V1140-101 HW1613
 Connected Interfaces: Microphone and loudspeaker
 Power Supply: 3.8V DC
 Comments: --

Fula2_FCC_27_LTE_Bd17_Scan2_30MHz_9GHz



Scan Setup: Fula2_FCC_27_LTE_Bd17_Scan2_30MHz_9GHz [EMI radiated]

Hardware Setup: Fula2_HW_08_FCC_22_24_6dB_coupler
 Receiver: [ESU 26]
 Level Unit: dBm

Subrange	Step Size	Detectors	IF BW	Meas. Time	Preamp
30 MHz - 803 MHz	400 kHz	PK+	1 MHz	0.01 s	0 dB
803 MHz - 816 MHz	400 kHz	PK+	1 MHz	0.007 s	0 dB
816 MHz - 9 GHz	400 kHz	PK+	1 MHz	0.01 s	0 dB

Diagram No.: 36.174b_Ch23790_BW5_RB25_QAM

Common Information

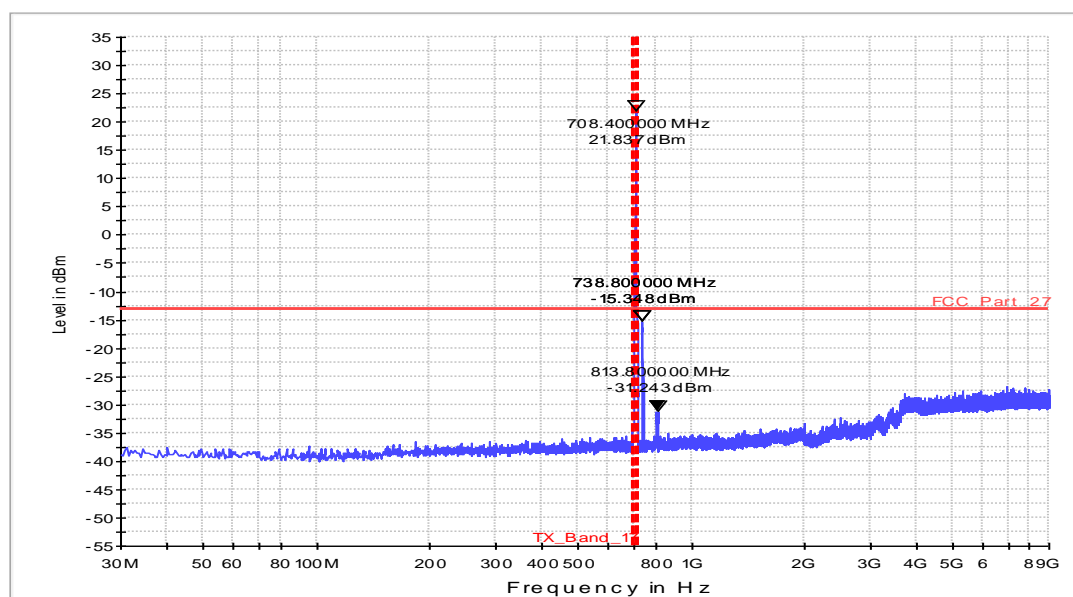
Test Description: TX Spurious Emission Conducted §2.1051
 Test Site: Radio laboratory 2
 Test Standard: FCC Part 27
 Environment conditions: Normal conditions (Vnominal, Tnominal)
 Operator name: Ada
 Operating mode: TX on channel 237590

EUT Information

Manufacturer: Peiker
 EuT: PKD0424AB0o
 Type: GPRS/W-CDMA/LTE

HW version: 3.0
 SW version: M9615A-CETWZTAZM-5.0.17006
 Serial number: US#405V1140-101 HW1613
 Connected Interfaces: Microphone and loudspeaker
 Power Supply: 3.8V DC
 Comments: --

Fula2_FCC_27_LTE_Bd17_Scan2_30MHz_9GHz



Scan Setup: Fula2_FCC_27_LTE_Bd17_Scan2_30MHz_9GHz [EMI radiated]

Hardware Setup: Fula2_HW_08_FCC_22_24_6dB_coupler
 Receiver: [ESU 26]
 Level Unit: dBm

Subrange	Step Size	Detectors	IF BW	Meas. Time	Preamp
30 MHz - 803 MHz	400 kHz	PK+	1 MHz	0.01 s	0 dB
803 MHz - 816 MHz	400 kHz	PK+	1 MHz	0.007 s	0 dB
816 MHz - 9 GHz	400 kHz	PK+	1 MHz	0.01 s	0 dB

Diagram No.: 36.175a_Ch23800_BW10_RB25_QPSK

Common Information

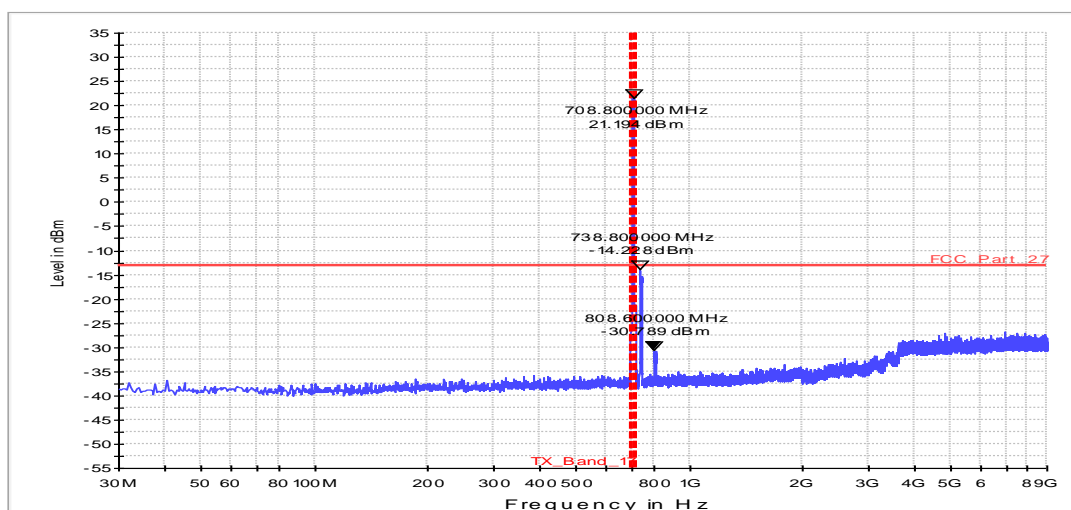
Test Description: TX Spurious Emission Conducted §2.1051
 Test Site: Radio laboratory 2
 Test Standard: FCC Part 27
 Environment conditions: Normal conditions (Vnominal, Tnominal)
 Operator name: Ada
 Operating mode: TX on channel 23800

EUT Information

Manufacturer: Peiker
 EuT: PKD0424AB0o
 Type: GPRS/W-CDMA/LTE

HW version: 3.0
 SW version: M9615A-CETWZTAZM-5.0.17006
 Serial number: US#405V1140-101 HW1613
 Connected Interfaces: Microphone and loudspeaker
 Power Supply: 3.8V DC
 Comments: --

Fula2_FCC_27_LTE_Bd17_Scan2_30MHz_9GHz



Scan Setup: Fula2_FCC_27_LTE_Bd17_Scan2_30MHz_9GHz [EMI radiated]

Hardware Setup: Fula2_HW_08_FCC_22_24_6dB_coupler
 Receiver: [ESU 26]
 Level Unit: dBm

Subrange	Step Size	Detectors	IF BW	Meas. Time	Preamp
30 MHz - 803 MHz	400 kHz	PK+	1 MHz	0.01 s	0 dB
803 MHz - 816 MHz	400 kHz	PK+	1 MHz	0.007 s	0 dB
816 MHz - 9 GHz	400 kHz	PK+	1 MHz	0.01 s	0 dB

Diagram No.: 36.175b_Ch23800_BW10_RB25_QAM

Common Information

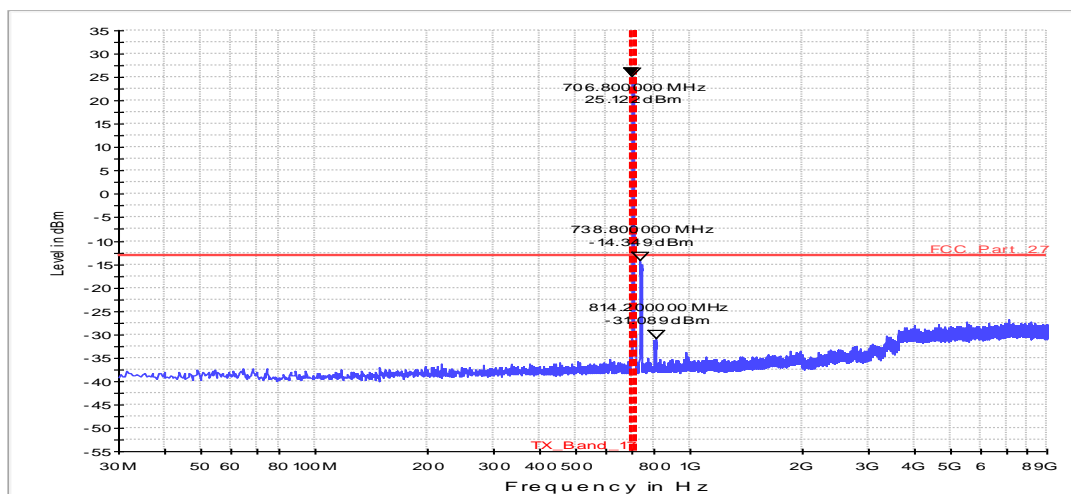
Test Description: TX Spurious Emission Conducted §2.1051
 Test Site: Radio laboratory 2
 Test Standard: FCC Part 27
 Environment conditions: Normal conditions (Vnominal, Tnominal)
 Operator name: Ada
 Operating mode: TX on channel 23800

EUT Information

Manufacturer: Peiker
 EuT: PKD0424AB0o
 Type: GPRS/W-CDMA/LTE

HW version: 3.0
 SW version: M9615A-CETWZTAZM-5.0.17006
 Serial number: US#405V1140-101 HW1613
 Connected Interfaces: Microphone and loudspeaker
 Power Supply: 3.8V DC
 Comments: --

Fula2_FCC_27_LTE_Bd17_Scan2_30MHz_9GHz



Scan Setup: Fula2_FCC_27_LTE_Bd17_Scan2_30MHz_9GHz [EMI radiated]

Hardware Setup: Fula2_HW_08_FCC_22_24_6dB_coupler
 Receiver: [ESU 26]
 Level Unit: dBm

Subrange	Step Size	Detectors	IF BW	Meas. Time	Preamp
30 MHz - 803 MHz	400 kHz	PK+	1 MHz	0.01 s	0 dB
803 MHz - 816 MHz	400 kHz	PK+	1 MHz	0.007 s	0 dB
816 MHz - 9 GHz	400 kHz	PK+	1 MHz	0.01 s	0 dB

1.14. Conducted emissions – band - edge (LTE Band II)

Diagram No.37.203a_BE_C_Ch18615_BW3_1RB_QPSK

Common Information

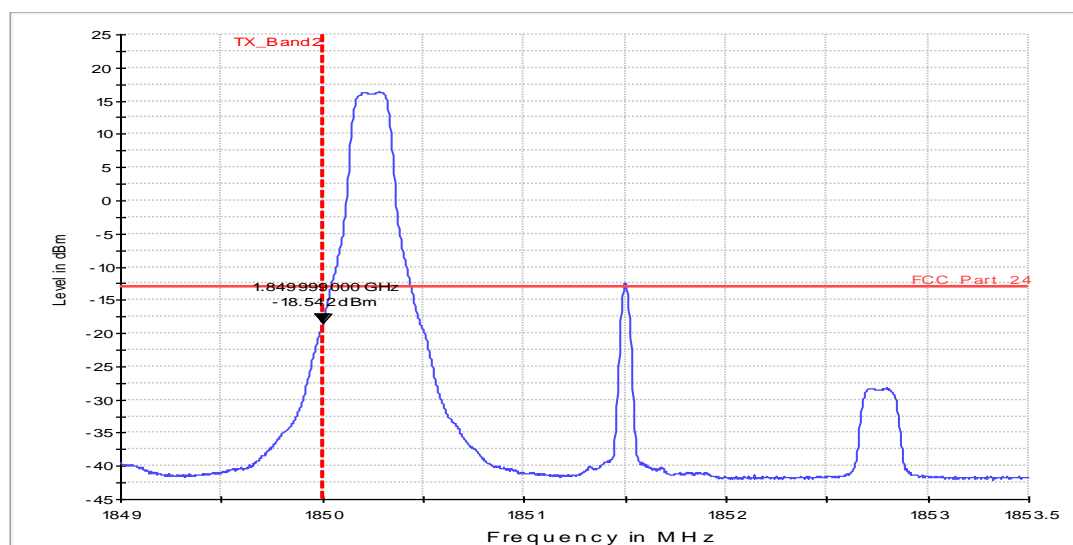
Test Description:	Transmitter unwanted emissions (Band-Edge)/ FCC requirements
Test Site:	Radio laboratory 2
Test Standard:	FCC Part 24
Environment Conditions:	Normal conditions (Vnominal, Tnominal)
Operator Name:	Mwe
Operating mode:	TX on channel 18615

EUT Information

Manufacturer:	Peiker
EuT:	PKD0424AB0o
Type:	GPRS/W-CDMA/LTE

HW version:	3.0
SW version:	M9615A-CETWZTAZM-5.0.17006
Serial number:	US#405V1140-101 HW1613
Connected Interfaces:	Microphone and loudspeaker
Power Supply:	3.8V DC
Comments:	--

Fula2_022b_FCC_24_BE_Low_Ch18615_BW_3MHz_AV



Scan Setup: Fula2_022b_FCC_24_BE_Low_Ch18615_BW_3MHz_AV [EMI radiated]

Hardware Setup:	Fula2_HW_08_FCC_22_24_6dB_coupler
Receiver:	[ESU 26]
Level Unit:	dBm

Subrange	Step Size	Detectors	IF BW	Meas. Time	Preamp
1.849 GHz - 1.854 GHz	3 kHz	RMS	30 kHz	0.05 s	0 dB

Diagram No. 37.203b_BE_C_Ch18615_BW3_1RB_QAM

Common Information

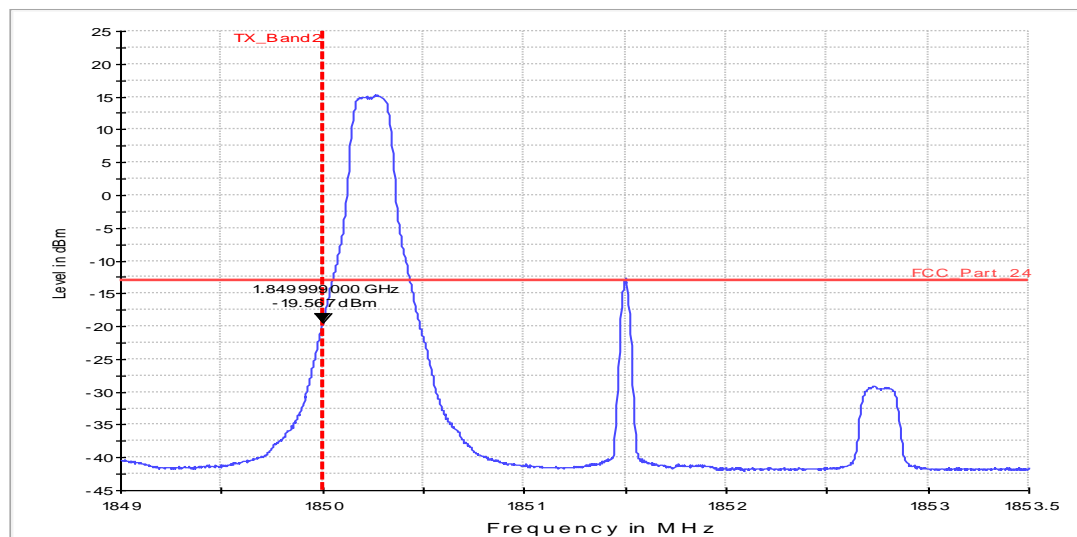
Test Description: Transmitter unwanted emissions (Band-Edge)/ FCC requirements
 Test Site: Radio laboratory 2
 Test Standard: FCC Part 24
 Environment Conditions: Normal conditions (Vnominal, Tnominal)
 Operator Name: MWe
 Operating mode: TX on channel 18615

EUT Information

Manufacturer: Peiker
 EuT: PKD0424AB0o
 Type: GPRS/W-CDMA/LTE

HW version: 3.0
 SW version: M9615A-CETWZTAZM-5.0.17006
 Serial number: US#405V1140-101 HW1613
 Connected Interfaces: Microphone and loudspeaker
 Power Supply: 3.8V DC
 Comments: --

Fula2_022b_FCC_24_BE_Low_Ch18615_BW_3MHz_AV



Scan Setup: Fula2_022b_FCC_24_BE_Low_Ch18615_BW_3MHz_AV [EMI radiated]

Hardware Setup: Fula2_HW_08_FCC_22_24_6dB_coupler
 Receiver: [ESU 26]
 Level Unit: dBm

Subrange	Step Size	Detectors	IF BW	Meas. Time	Preamplifier
1.849 GHz - 1.854 GHz	3 kHz	RMS	30 kHz	0.05 s	0 dB

Diagram No. 37.215a_BE_C_Ch19185_BW_3MHz_1RB_QPSK

Common Information

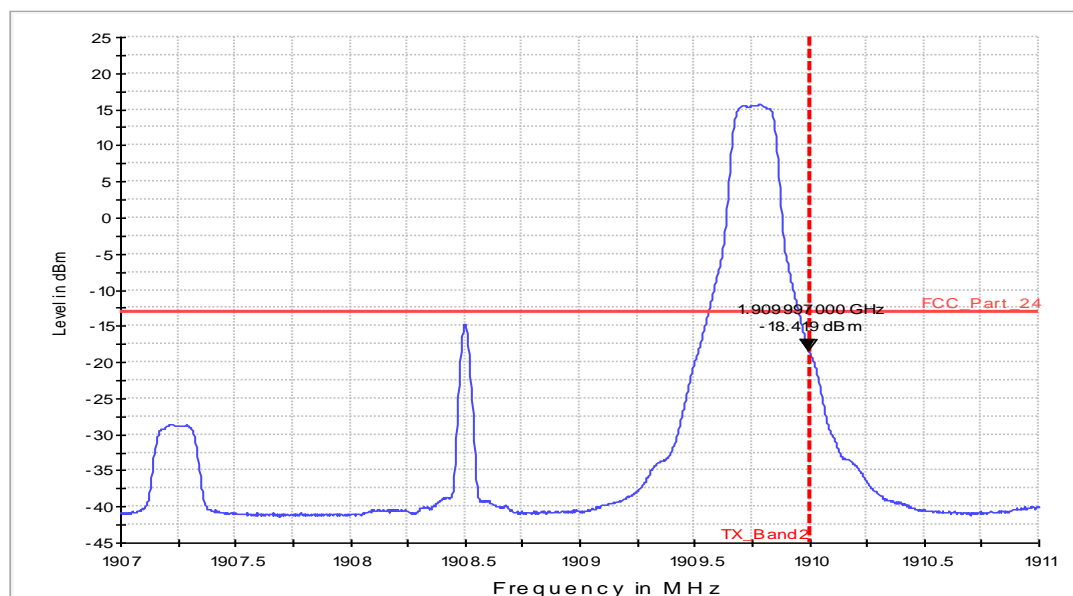
Test Description: Transmitter unwanted emissions (Band-Edge)/ FCC requirements
 Test Site: Radio laboratory 2
 Test Standard: FCC Part 24
 Environment Conditions: Normal conditions (Vnominal, Tnominal)
 Operator Name: MWe
 Operating mode: TX on channel 19185

EUT Information

Manufacturer: Peiker
 EuT: PKD0424AB0o
 Type: GPRS/W-CDMA/LTE

HW version: 3.0
 SW version: M9615A-CETWZTAZM-5.0.17006
 Serial number: US#405V1140-101 HW1613
 Connected Interfaces: Microphone and loudspeaker
 Power Supply: 3.8V DC
 Comments: --

Fula2_028b_FCC_24_BE_High_Ch19185_BW_3MHz_AV



Scan Setup: Fula2_028b_FCC_24_BE_High_Ch19185_BW_3MHz_AV [EMI radiated]

Hardware Setup: Fula2_HW_08_FCC_22_24_6dB_coupler
 Receiver: [ESU 26]
 Level Unit: dBm

Subrange	Step Size	Detectors	IF BW	Meas. Time	Preamplifier
1.907 GHz - 1.911 GHz	3 kHz	RMS	30 kHz	0.05 s	0 dB

Diagram No. 37.215b_BE_C_Ch19185_BW_3MHz_1RB_QAM

Common Information

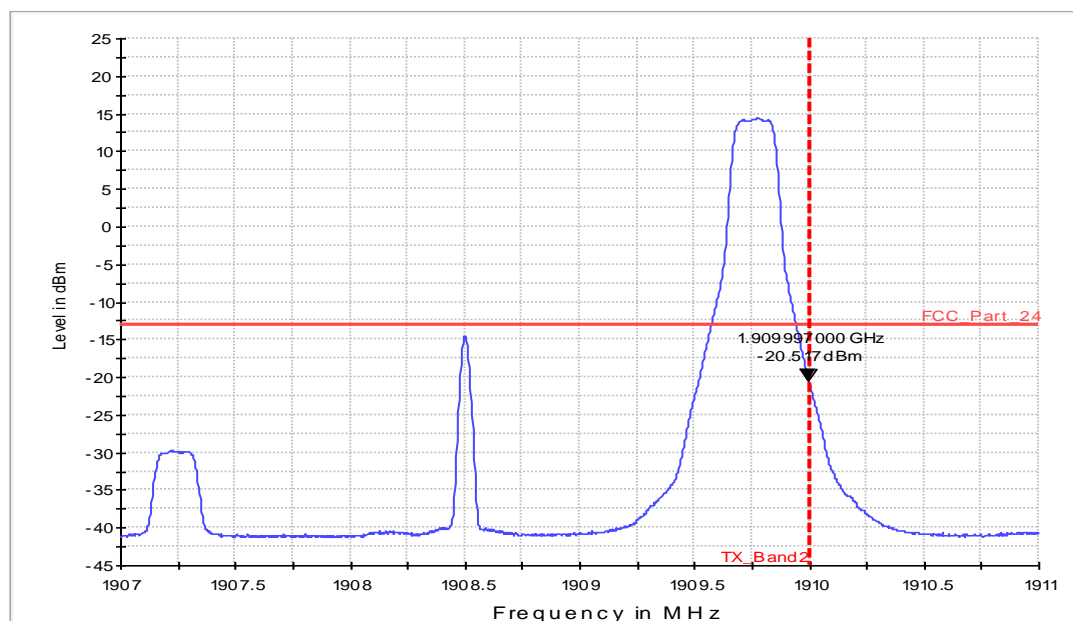
Test Description:	Transmitter unwanted emissions (Band-Edge)/ FCC requirements
Test Site:	Radio laboratory 2
Test Standard:	FCC Part 24
Environment Conditions:	Normal conditions (Vnominal, Tnominal)
Operator Name:	MWe
Operating mode:	TX on channel 19185

EUT Information

Manufacturer:	Peiker
EuT:	PKD0424AB0o
Type:	GPRS/W-CDMA/LTE

HW version:	3.0
SW version:	M9615A-CETWZTAZM-5.0.17006
Serial number:	US#405V1140-101 HW1613
Connected Interfaces:	Microphone and loudspeaker
Power Supply:	3.8V DC
Comments:	--

Fula2_028b_FCC_24_BE_High_Ch19185_BW_3MHz_AV



Scan Setup: Fula2_028b_FCC_24_BE_High_Ch19185_BW_3MHz_AV [EMI radiated]

Hardware Setup:	Fula2_HW_08_FCC_22_24_6dB_coupler
Receiver:	[ESU 26]
Level Unit:	dBm

Subrange	Step Size	Detectors	IF BW	Meas. Time	Preamp
1.907 GHz - 1.911 GHz	3 kHz	RMS	30 kHz	0.05 s	0 dB

1.15. Conducted emissions – band - edge (LTE Band IV)

Diagram No. 37.520a_BE_C_Ch19965_BW_3MHz_1RB_QPSK

Common Information

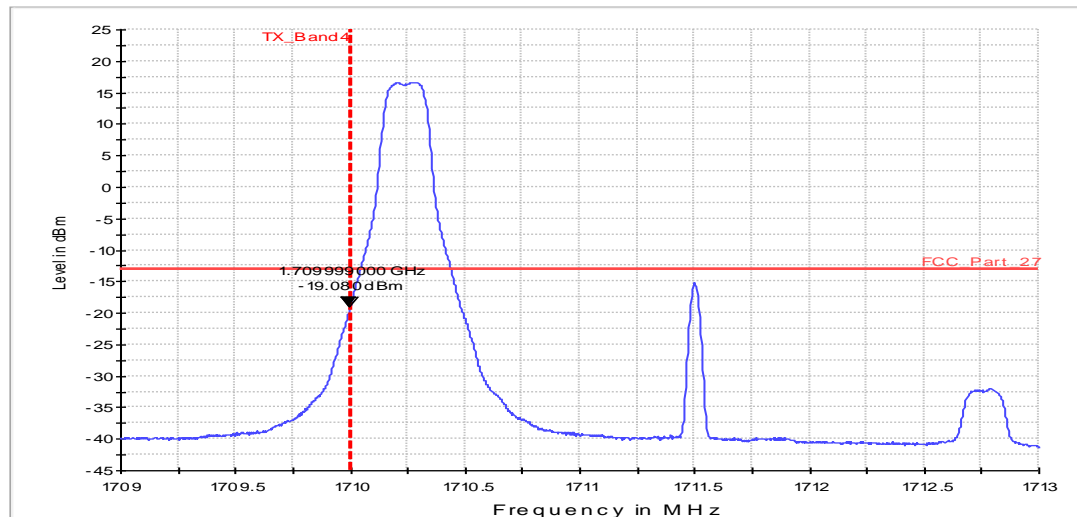
Test Description:	Transmitter unwanted emissions (Band-Edge)/ FCC requirements
Test Site:	Radio laboratory 2
Test Standard:	FCC Part 27
Environment Conditions:	Normal conditions (Vnominal, Tnominal)
Operator Name:	MWe
Operating mode:	TX on channel 19965

EUT Information

Manufacturer:	Peiker
EuT:	PKD0424AB0o
Type:	GPRS/W-CDMA/LTE

HW version:	3.0
SW version:	M9615A-CETWZTAZM-5.0.17006
Serial number:	US#405V1140-101 HW1613
Connected Interfaces:	Microphone and loudspeaker
Power Supply:	3.8V DC
Comments:	--

Fula2_010b_FCC_27_BE_Low_Ch19965_BW_3MHz_AV



Scan Setup: Fula2_010b_FCC_27_BE_Low_Ch19965_BW_3MHz_AV [EMI radiated]

Hardware Setup:	Fula2_HW_08_FCC_22_24_6dB_coupler
Receiver:	[ESU 26]
Level Unit:	dBm

Subrange	Step Size	Detectors	IF BW	Meas. Time	Preamp
1.709 GHz - 1.713 GHz	3 kHz	RMS	30 kHz	0.05 s	0 dB

Diagram No. 37.520b_BE_C_Ch19965_BW_3MHz_1RB_QAM

Common Information

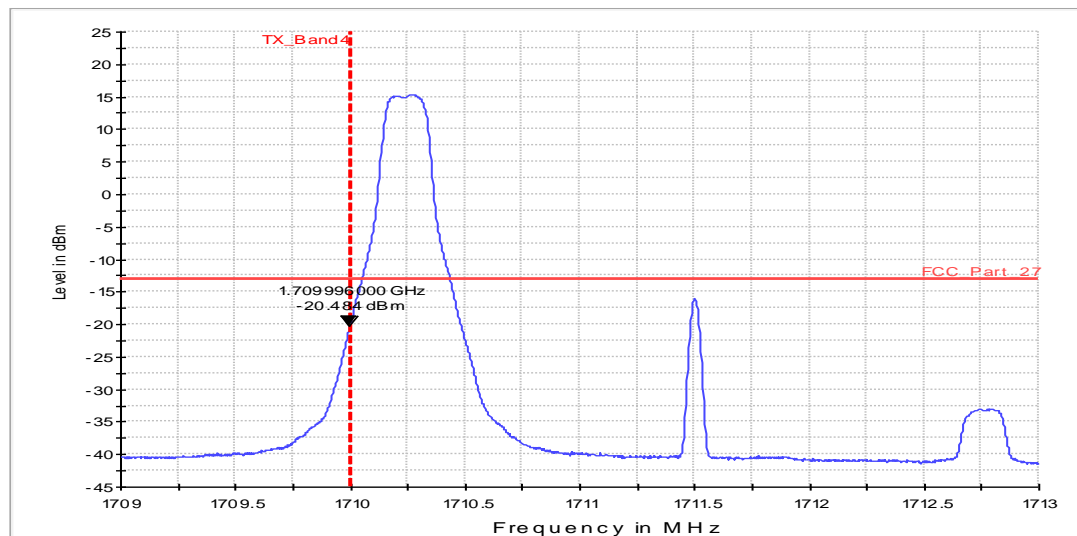
Test Description: Transmitter unwanted emissions (Band-Edge)/ FCC requirements
 Test Site: Radio laboratory 2
 Test Standard: FCC Part 27
 Environment Conditions: Normal conditions (Vnominal, Tnominal)
 Operator Name: MWe
 Operating mode: TX on channel 19965

EUT Information

Manufacturer: Peiker
 EuT: PKD0424AB0o
 Type: GPRS/W-CDMA/LTE

HW version: 3.0
 SW version: M9615A-CETWZTAZM-5.0.17006
 Serial number: US#405V1140-101 HW1613
 Connected Interfaces: Microphone and loudspeaker
 Power Supply: 3.8V DC
 Comments: --

Fula2_010b_FCC_27_BE_Low_Ch19965_BW_3MHz_AV



Scan Setup: Fula2_010b_FCC_27_BE_Low_Ch19965_BW_3MHz_AV [EMI radiated]

Hardware Setup: Fula2_HW_08_FCC_22_24_6dB_coupler
 Receiver: [ESU 26]
 Level Unit: dBm

Subrange	Step Size	Detectors	IF BW	Meas. Time	Preamp
1.709 GHz - 1.713 GHz	3 kHz	RMS	30 kHz	0.05 s	0 dB

Diagram No. 37.532a_BE_C_Ch20385_BW_3MHz_1RB_QPSK

Common Information

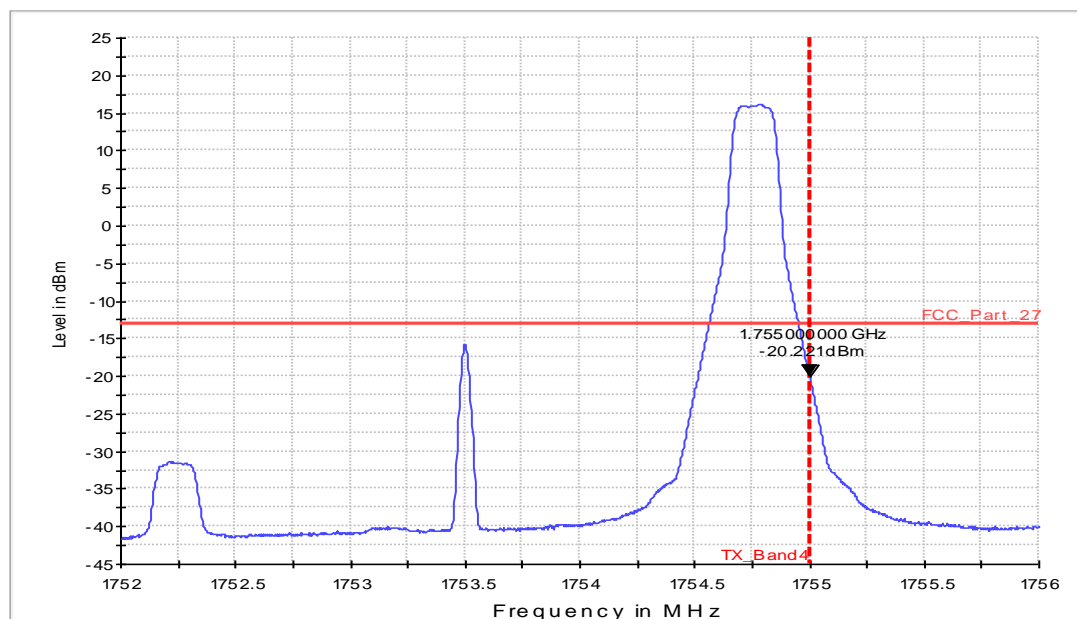
Test Description:	Transmitter unwanted emissions (Band-Edge)/ FCC requirements
Test Site:	Radio laboratory 2
Test Standard:	FCC Part 27
Environment Conditions:	Normal conditions (Vnominal, Tnominal)
Operator Name:	MWe
Operating mode:	TX on channel 20385

EUT Information

Manufacturer:	Peiker
EuT:	PKD0424AB0o
Type:	GPRS/W-CDMA/LTE

HW version:	3.0
SW version:	M9615A-CETWZTAZM-5.0.17006
Serial number:	US#405V1140-101 HW1613
Connected Interfaces:	Microphone and loudspeaker
Power Supply:	3.8V DC
Comments:	--

Fula2_016b_FCC_27_BE_High_Ch20385_BW_3MHz_AV



Scan Setup: Fula2_016b_FCC_27_BE_High_Ch20385_BW_3MHz_AV [EMI radiated]

Hardware Setup:	Fula2_HW_08_FCC_22_24_6dB_coupler
Receiver:	[ESU 26]
Level Unit:	dBm

Subrange	Step Size	Detectors	IF BW	Meas. Time	Preamp
1.752 GHz - 1.756 GHz	3 kHz	RMS	30 kHz	0.05 s	0 dB

Diagram No. 37.532b_BE_C_Ch20385_BW_3MHz_1RB_QAM

Common Information

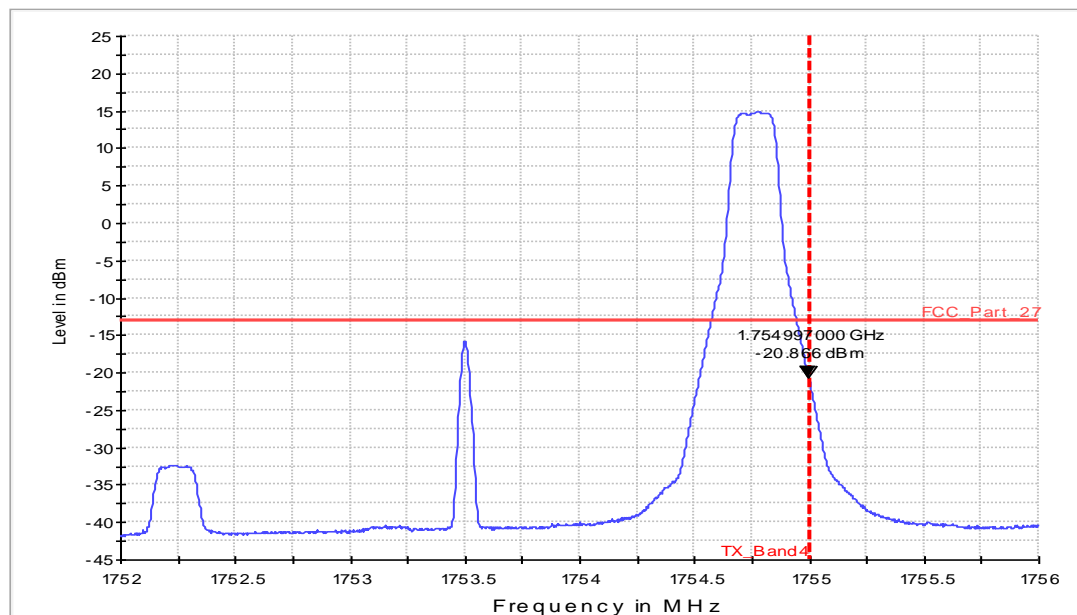
Test Description:	Transmitter unwanted emissions (Band-Edge)/ FCC requirements
Test Site:	Radio laboratory 2
Test Standard:	FCC Part 27
Environment Conditions:	Normal conditions (Vnominal, Tnominal)
Operator Name:	MWe
Operating mode:	TX on channel 20385

EUT Information

Manufacturer:	Peiker
EuT:	PKD0424AB0o
Type:	GPRS/W-CDMA/LTE

HW version:	3.0
SW version:	M9615A-CETWZTAZM-5.0.17006
Serial number:	US#405V1140-101 HW1613
Connected Interfaces:	Microphone and loudspeaker
Power Supply:	3.8V DC
Comments:	--

Fula2_016b_FCC_27_BE_High_Ch20385_BW_3MHz_AV



Scan Setup: Fula2_016b_FCC_27_BE_High_Ch20385_BW_3MHz_AV [EMI radiated]

Hardware Setup:	Fula2_HW_08_FCC_22_24_6dB_coupler
Receiver:	[ESU 26]
Level Unit:	dBm

Subrange	Step Size	Detectors	IF BW	Meas. Time	Preamp
1.752 GHz - 1.756 GHz	3 kHz	RMS	30 kHz	0.05 s	0 dB

1.16. Conducted emissions – band - edge (LTE Band V)

Diagram No. 37.506a_BE_C_Ch20625_BW_5MHz_1RB_QPSK

Common Information

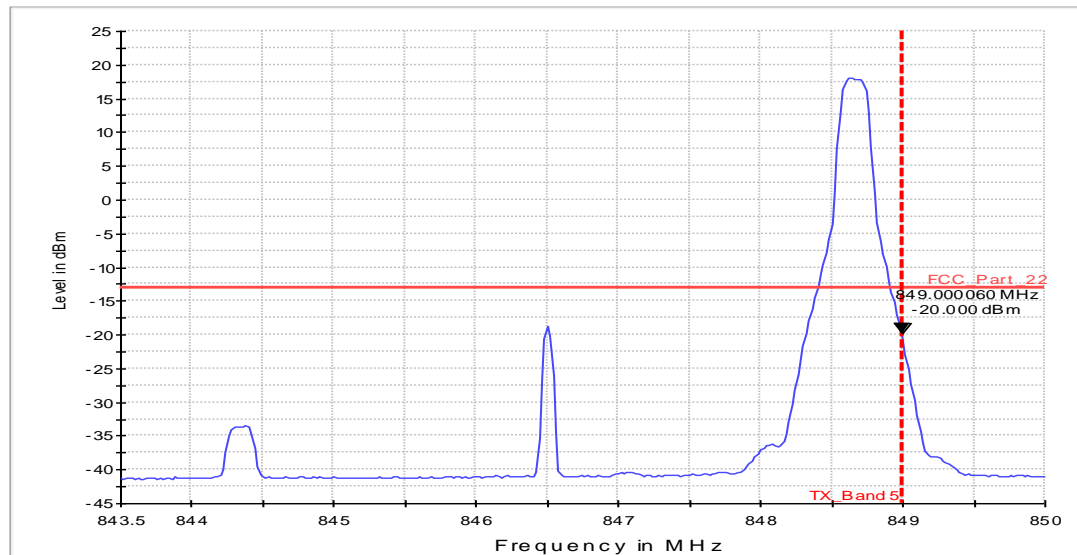
Test Description:	Transmitter unwanted emissions (Band-Edge)/ FCC requirements
Test Site:	Radio laboratory 2
Test Standard:	FCC Part 22
Environment Conditions:	Normal conditions (Vnominal, Tnominal)
Operator Name:	MWe
Operating mode:	TX on channel 20625

EUT Information

Manufacturer:	Peiker
EuT:	PKD0424AB0o
Type:	GPRS/W-CDMA/LTE

HW version:	3.0
SW version:	M9615A-CETWZTAZM-5.0.17006
Serial number:	US#405V1140-101 HW1613
Connected Interfaces:	Microphone and loudspeaker
Power Supply:	3.8V DC
Comments:	--

Fula2_003b_FCC_22_BE_High_Channel_20625_BW_5MHz_AV



Scan Setup:

Fula2_003b_FCC_22_BE_High_Channel_20625_BW_5MHz_AV [EMI radiated]

Hardware Setup:	Fula2_HW_08_FCC_22_24_6dB_coupler
Receiver:	[ESU 26]
Level Unit:	dBm

Subrange	Step Size	Detectors	IF BW	Meas. Time	Preamp
843.5 MHz - 850 MHz	20 kHz	RMS	50 kHz	0.05 s	0 dB

Diagram No. 37.506b_BE_C_Ch20625_BW_5MHz_1RB_QAM

Common Information

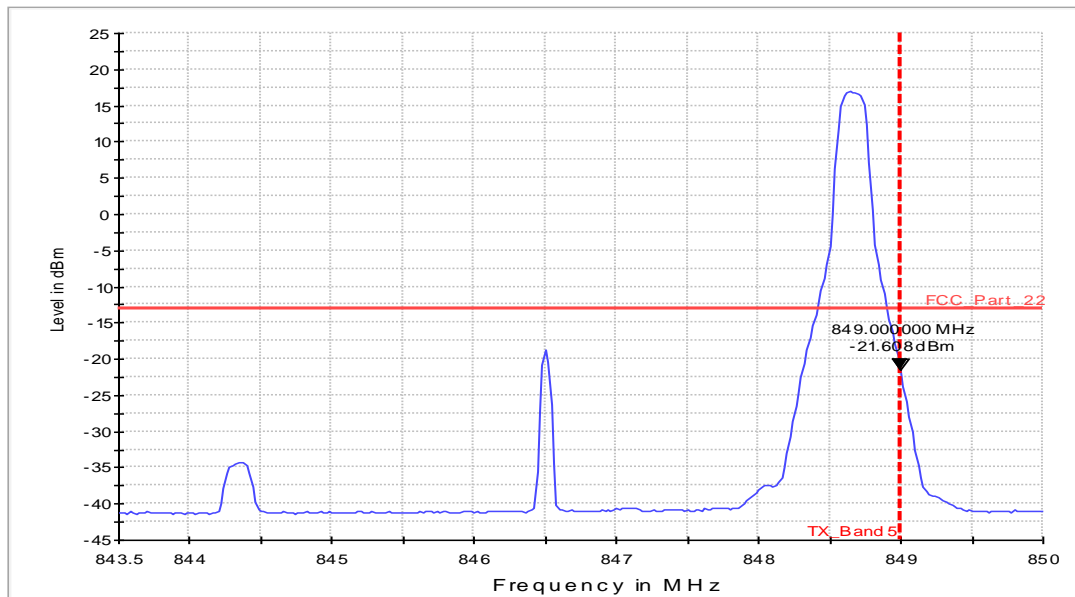
Test Description: Transmitter unwanted emissions (Band-Edge)/ FCC requirements
 Test Site: Radio laboratory 2
 Test Standard: FCC Part 22
 Environment Conditions: Normal conditions (Vnominal, Tnominal)
 Operator Name: MWe
 Operating mode: TX on channel 20625

EUT Information

Manufacturer: Peiker
 EuT: PKD0424AB0o
 Type: GPRS/W-CDMA/LTE

HW version: 3.0
 SW version: M9615A-CETWZTAZM-5.0.17006
 Serial number: US#405V1140-101 HW1613
 Connected Interfaces: Microphone and loudspeaker
 Power Supply: 3.8V DC
 Comments: --

Fula2_003b_FCC_22_BE_High_Channel_20625_BW_5MHz_AV



Scan Setup:

Fula2_003b_FCC_22_BE_High_Channel_20625_BW_5MHz_AV [EMI radiated]

Hardware Setup: Fula2_HW_08_FCC_22_24_6dB_coupler
 Receiver: [ESU 26]
 Level Unit: dBm

Subrange	Step Size	Detectors	IF BW	Meas. Time	Preamp
843.5 MHz - 850 MHz	20 kHz	RMS	50 kHz	0.05 s	0 dB

Diagram No. 37.512a_BE_C_Ch20415_BW_3MHz_1RB_QPSK

Common Information

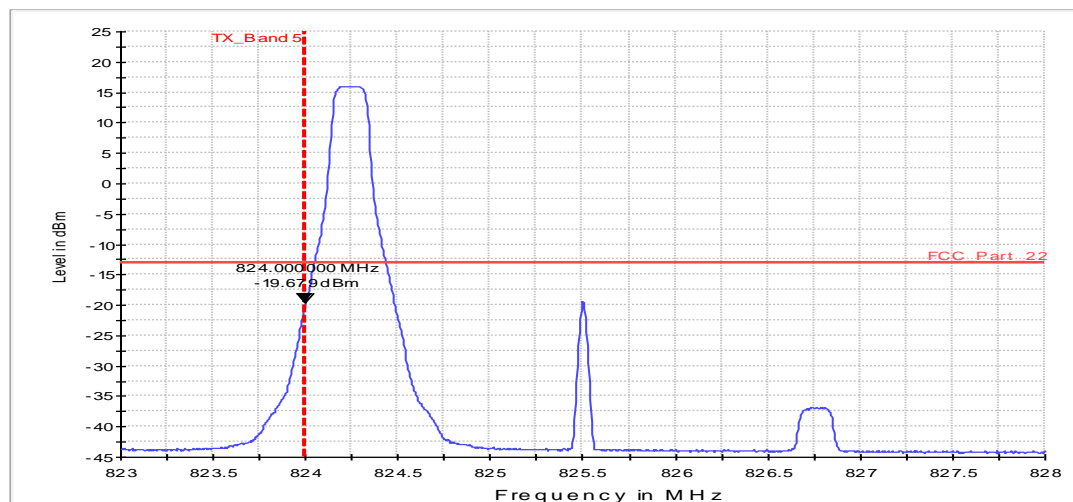
Test Description: Transmitter unwanted emissions (Band-Edge)/ FCC requirements
 Test Site: Radio laboratory 2
 Test Standard: FCC Part 22
 Environment Conditions: Normal conditions (Vnominal, Tnominal)
 Operator Name: MWe
 Operating mode: TX on channel 20415

EUT Information

Manufacturer: Peiker
 EuT: PKD0424AB0o
 Type: GPRS/W-CDMA/LTE

HW version: 3.0
 SW version: M9615A-CETWZTAZM-5.0.17006
 Serial number: US#405V1140-101 HW1613
 Connected Interfaces: Microphone and loudspeaker
 Power Supply: 3.8V DC
 Comments: --

Fula2_006b_FCC_22_BE_low_Channel_20415_BW_3MHz_AV



Scan Setup:

Fula2_006b_FCC_22_BE_low_Channel_20415_BW_3MHz_AV [EMI radiated]

Hardware Setup: Fula2_HW_08_FCC_22_24_6dB_coupler
 Receiver: [ESU 26]
 Level Unit: dBm

Subrange	Step Size	Detectors	IF BW	Meas. Time	Preamp
823 MHz - 828 MHz	5 kHz	RMS	30 kHz	0.05 s	0 dB

Diagram No. 37.514b_BE_C_Ch20425_BW_5MHz_1RB_QAM

Common Information

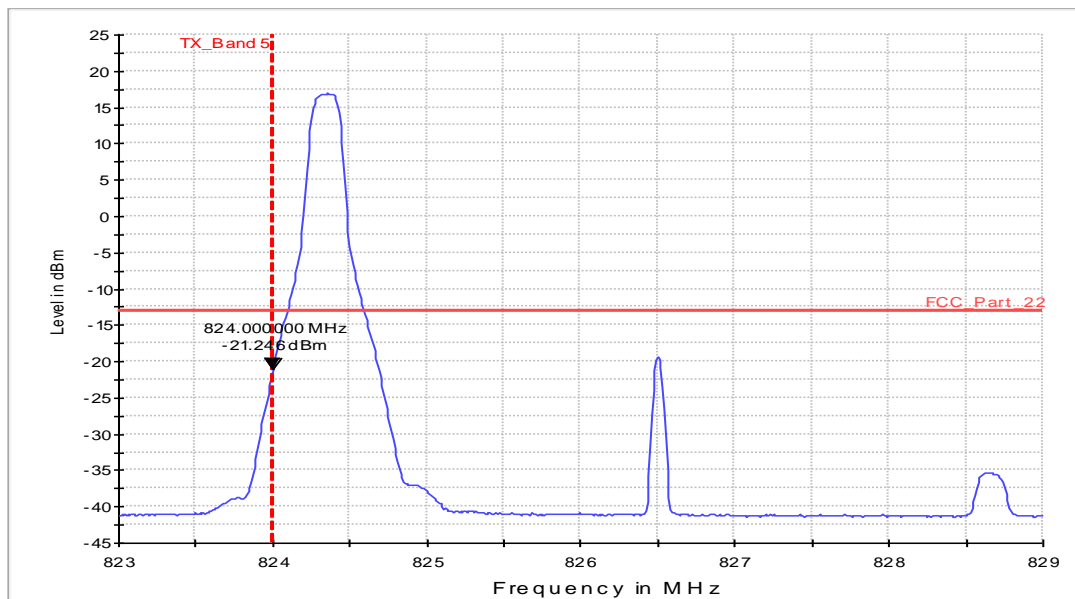
Test Description:	Transmitter unwanted emissions (Band-Edge)/ FCC requirements
Test Site:	Radio laboratory 2
Test Standard:	FCC Part 22
Environment Conditions:	Normal conditions (Vnominal, Tnominal)
Operator Name:	MWe
Operating mode:	TX on channel 20425

EUT Information

Manufacturer:	Peiker
EuT:	PKD0424AB0o
Type:	GPRS/W-CDMA/LTE

HW version:	3.0
SW version:	M9615A-CETWZTAZM-5.0.17006
Serial number:	US#405V1140-101 HW1613
Connected Interfaces:	Microphone and loudspeaker
Power Supply:	3.8V DC
Comments:	--

Fula2_007b_FCC_22_BE_low_Channel_20425_BW_5MHz_AV



Scan Setup:

Fula2_007b_FCC_22_BE_low_Channel_20425_BW_5MHz_AV [EMI radiated]

Hardware Setup:	Fula2_HW_08_FCC_22_24_6dB_coupler
Receiver:	[ESU 26]
Level Unit:	dBm

Subrange	Step Size	Detectors	IF BW	Meas. Time	Preamp
823 MHz - 829 MHz	10 kHz	RMS	50 kHz	0.05 s	0 dB

1.17. Conducted emissions – band - edge (LTE Band XVII)

Diagram No. 37.171a_BE_C_Ch23755_BW_5MHz_1RB_QPSK

Common Information

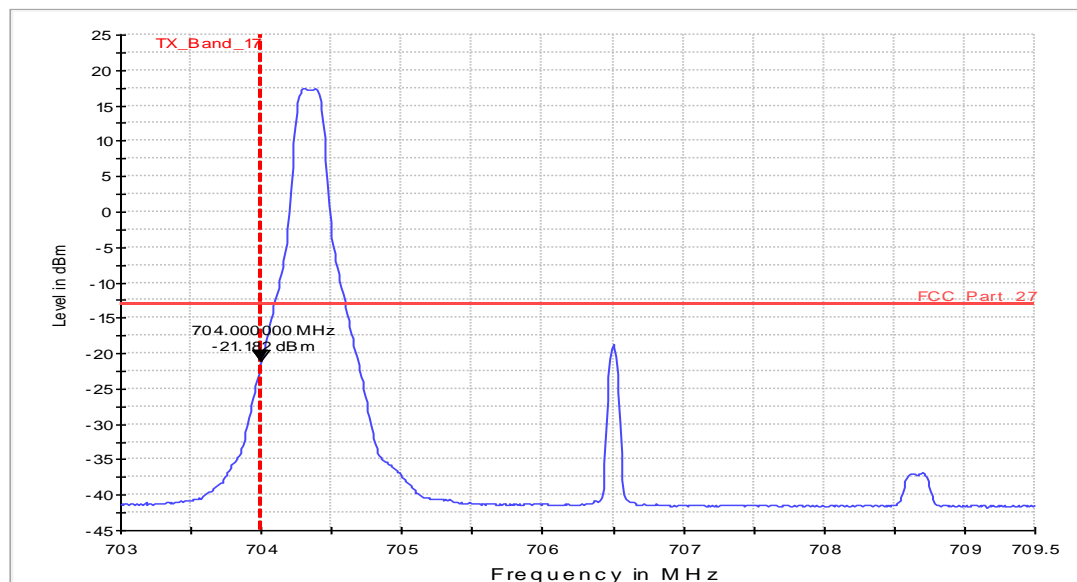
Test Description:	Transmitter unwanted emissions (Band-Edge)/ FCC requirements
Test Site:	Radio laboratory 2
Test Standard:	FCC Part 27
Environment Conditions:	Normal conditions (Vnominal, Tnominal)
Operator Name:	MWe
Operating mode:	TX on channel 23755

EUT Information

Manufacturer:	Peiker
EuT:	PKD0424AB0o
Type:	GPRS/W-CDMA/LTE

HW version:	3.0
SW version:	M9615A-CETWZTAZM-5.0.17006
Serial number:	US#405V1140-101 HW1613
Connected Interfaces:	Microphone and loudspeaker
Power Supply:	3.8V DC
Comments:	--

Fula2_001b_FCC_27_BE_low_Channel_23755_BW_5MHz_AV



Scan Setup:

Fula2_001b_FCC_27_BE_low_Channel_23755_BW_5MHz_AV [EMI radiated]

Hardware Setup:	Fula2_HW_08_FCC_22_24_6dB_coupler
Receiver:	[ESU 26]
Level Unit:	dBm

Subrange	Step Size	Detectors	IF BW	Meas. Time	Preamp
----------	-----------	-----------	-------	------------	--------

703 MHz - 709.5 MHz 10 kHz RMS 50 kHz 0.05 s 0 dB

Diagram No. 37.171b_BE_C_Ch23755_BW_5MHz_1RB_QAM

Common Information

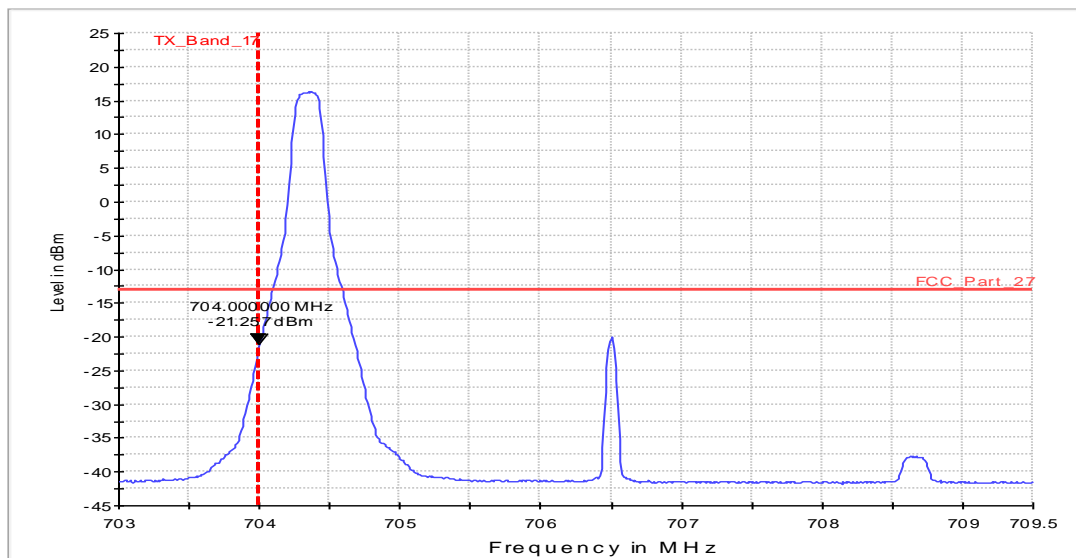
Test Description:	Transmitter unwanted emissions (Band-Edge)/ FCC requirements
Test Site:	Radio laboratory 2
Test Standard:	FCC Part 27
Environment Conditions:	Normal conditions (Vnominal, Tnominal)
Operator Name:	MWe
Operating mode:	TX on channel 23755

EUT Information

Manufacturer:	Peiker
EuT:	PKD0424AB0o
Type:	GPRS/W-CDMA/LTE

HW version:	3.0
SW version:	M9615A-CETWZTAZM-5.0.17006
Serial number:	US#405V1140-101 HW1613
Connected Interfaces:	Microphone and loudspeaker
Power Supply:	3.8V DC
Comments:	--

Fula2_001b_FCC_27_BE_low_Channel_23755_BW_5MHz_AV



Scan Setup:

Fula2_001b_FCC_27_BE_low_Channel_23755_BW_5MHz_AV [EMI radiated]

Hardware Setup:	Fula2_HW_08_FCC_22_24_6dB_coupler
Receiver:	[ESU 26]
Level Unit:	dBm

Subrange	Step Size	Detectors	IF BW	Meas. Time	Preamp
703 MHz - 709.5 MHz	10 kHz	RMS	50 kHz	0.05 s	0 dB

Diagram No. 37.175a_BE_C_Ch23825_BW_5MHz_1RB_QPSK

Common Information

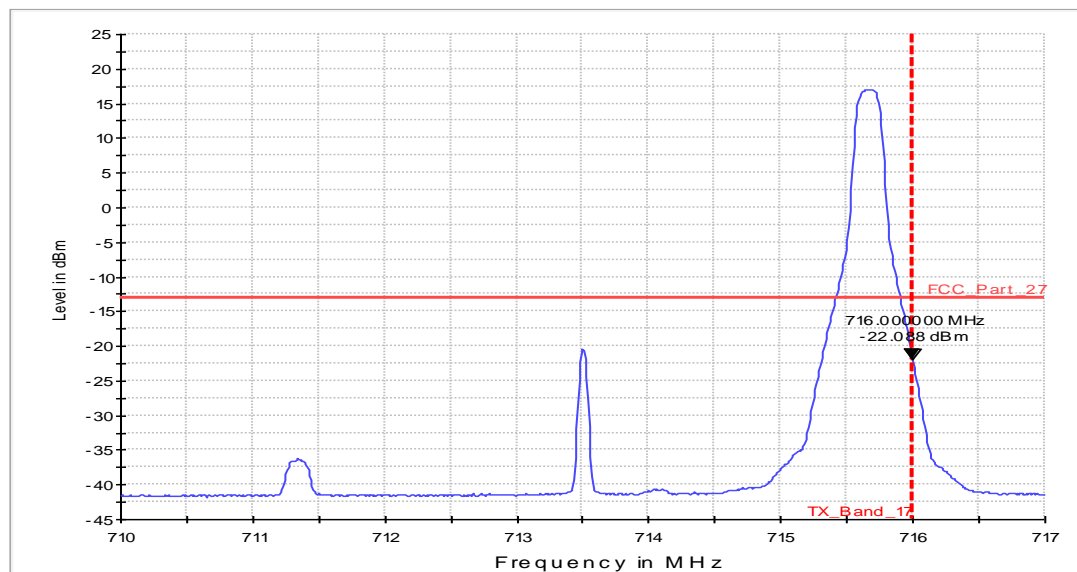
Test Description:	Transmitter unwanted emissions (Band-Edge)/ FCC requirements
Test Site:	Radio laboratory 2
Test Standard:	FCC Part 27
Environment Conditions:	Normal conditions (Vnominal, Tnominal)
Operator Name:	MWe
Operating mode:	TX on channel 23825

EUT Information

Manufacturer:	Peiker
EuT:	PKD0424AB0o
Type:	GPRS/W-CDMA/LTE

HW version:	3.0
SW version:	M9615A-CETWZTAZM-5.0.17006
Serial number:	US#405V1140-101 HW1613
Connected Interfaces:	Microphone and loudspeaker
Power Supply:	3.8V DC
Comments:	--

Fula2_003b_FCC_27_BE_high_Channel_23825_BW_5MHz_AV



Scan Setup:

Fula2_003b_FCC_27_BE_high_Channel_23825_BW_5MHz_AV [EMI radiated]

Hardware Setup:	Fula2_HW_08_FCC_22_24_6dB_coupler
Receiver:	[ESU 26]
Level Unit:	dBm

Subrange	Step Size	Detectors	IF BW	Meas. Time	Preamp
710 MHz - 717 MHz	10 kHz	RMS	50 kHz	0.05 s	0 dB

Diagram No. 37.175b_BE_C_Ch23825_BW_5MHz_1RB_QAM

Common Information

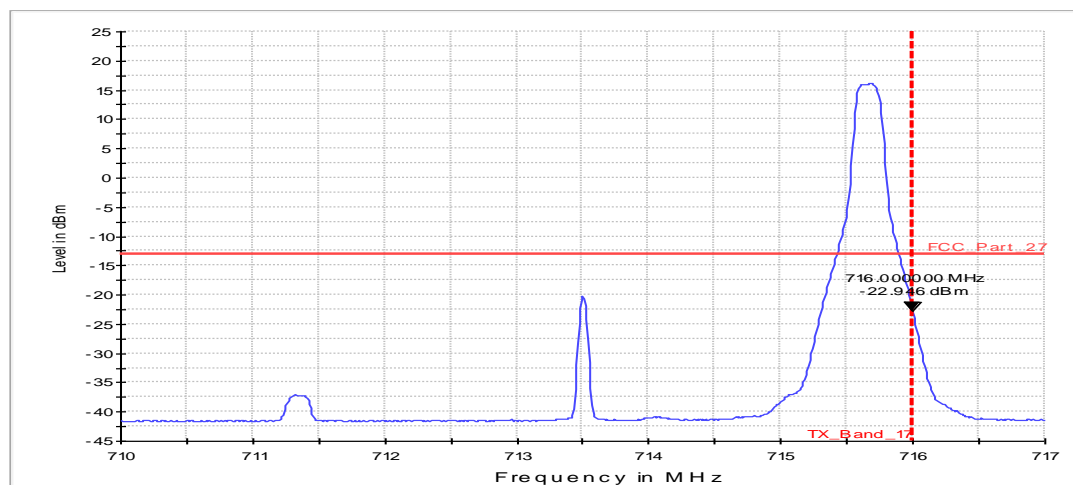
Test Description:	Transmitter unwanted emissions (Band-Edge)/ FCC requirements
Test Site:	Radio laboratory 2
Test Standard:	FCC Part 27
Environment Conditions:	Normal conditions (Vnominal, Tnominal)
Operator Name:	MWe
Operating mode:	TX on channel 23825

EUT Information

Manufacturer:	Peiker
EuT:	PKD0424AB0o
Type:	GPRS/W-CDMA/LTE

HW version:	3.0
SW version:	M9615A-CETWZTAZM-5.0.17006
Serial number:	US#405V1140-101 HW1613
Connected Interfaces:	Microphone and loudspeaker
Power Supply:	3.8V DC
Comments:	--

Fula2_003b_FCC_27_BE_high_Channel_23825_BW_5MHz_AV



Scan Setup:

Fula2_003b_FCC_27_BE_high_Channel_23825_BW_5MHz_AV [EMI radiated]

Hardware Setup:	Fula2_HW_08_FCC_22_24_6dB_coupler
Receiver:	[ESU 26]
Level Unit:	dBm

Subrange	Step Size	Detectors	IF BW	Meas. Time	Preamp
710 MHz - 717 MHz	10 kHz	RMS	50 kHz	0.05 s	0 dB