

Annex 4: Set-up photographs to
TEST REPORT
 No.: 15-1-0007501-02a/b/c/d

According to:
FCC Regulations
 Part 22, Part 24, Part 27

IC-Regulations
 RSS-132 Issue 3, RSS-133 Issue 6,
 RSS-139 Issue 3, RSS-Gen Issue 4

for

peiker acustic GmbH & Co. KG
 GSM/W-CDMA/LTE Module
 V1140-101-1

FCC-ID: QWY-V1140-101-1
IC: 6588A-V11401011
PMN: V1140-101-1
HVIN: V1140-101-1








Laboratory Accreditation and Listings			
 Deutsche Akkreditierungsstelle D-PL-12047-01-01	 FEDERAL COMMUNICATIONS COMMISSION USA MRA US-EU 0003	 Industry Canada Reg. No.: 3462D-1 Reg. No.: 3462D-2 Reg. No.: 3462D-3	 Voluntary Controls for Electromagnetic Emissions Reg. No.: R-2666 C-2914, T-1967, G-301
 WiFi ALLIANCE AUTHORIZED RF LABORATORY	 CTIA Authorized Test Lab LAB CODE 20011130-00		
accredited according to DIN EN ISO/IEC 17025			
<p align="center"> CETECOM GmbH Laboratory Radio Communications & Electromagnetic Compatibility Im Teelbruch 116 • 45219 Essen • Germany Registered in Essen, Germany, Reg. No.: HRB Essen 8984 Tel.: + 49 (0) 20 54 / 95 19-954 • Fax: + 49 (0) 20 54 / 95 19-964 E-mail: info@cetecom.com • Internet: www.cetecom.com </p>			




Table of contents

1. SET-UP PHOTOGRAPHS	3
-----------------------------	---


1. Set-up photographs



Photograph 1: Conducted RF-measurement set-up



Photograph 2: Radiated measurement set-up (overview set-up)



Photograph 3: Radiated measurement set-up (close view set-up)