

Annex 1: Test set-up photographs
to
PARTIAL TEST REPORT
No.: 6-0491-14-14-2e

According to:
FCC Regulations
Part 22, Part 24

for

peiker Acoustic GmbH & Co. KG

GSM/W-CDMA/LTE Module V1140-100
+ Antenna EU

FCC-ID: QWY-V1140101








Laboratory Accreditation and Listings			
 <p>Deutsche Akkreditierungsstelle D-PL-12047-01-01</p>	 <p>Reg. No.: 736496 MRA US-EU 0003</p>	 <p>Reg. No.: 3462D-1 Reg. No.: 3462D-2 Reg. No.: 3462D-3</p>	 <p>Voluntary Controls for Electromagnetic Emissions Reg. No.: R-2666 C-2914, T-1967, G-301</p>
 <p>AUTHORIZED RF LABORATORY</p>	 <p>LAB CODE 20011130-00</p>		
accredited according to DIN EN ISO/IEC 17025			
<p align="center">CETECOM GmbH Laboratory Radio Communications & Electromagnetic Compatibility Im Teelbruch 116 • 45219 Essen • Germany Registered in Essen, Germany, Reg. No.: HRB Essen 8984 Tel.: + 49 (0) 20 54 / 95 19-954 • Fax: + 49 (0) 20 54 / 95 19-964 E-mail: info@cetecom.com • Internet: www.cetecom.com</p>			


Table of contents

1. TEST SETUP-UP PHOTOGRAPHS	3
Photograph 1: Radiated field strength measurements in FAR (Fully Anechoic Chamber)	3
Photograph 2: Radiated field strength measurements in FAR (Fully Anechoic Chamber)	3

1. Test setup-up photographs



Photograph 1: Radiated field strength measurements in FAR (Fully Anechoic Chamber)



Photograph 2: Radiated field strength measurements in FAR (Fully Anechoic Chamber)