

Annex 1: External photographs  
to TEST REPORTS  
No.: 6-0491-14-13-2a-C2







According to:  
**FCC Regulations**  
Part 27

for

peiker acustic GmbH & Co. KG

V1140-100  
GSM/UMTS/LTE module


FCC-ID: QWY-V1140-100

Laboratory Accreditation and Listings			
 <p><b>DAkKS</b> Deutsche Akkreditierungsstelle D-PL-12047-01-01</p>	 <p>FEDERAL COMMUNICATIONS COMMISSION <b>FC</b> USA Reg. No.: 736496 MRA US-EU 0003</p>	 <p>Industry Canada Reg. No.: 3462D-1 Reg. No.: 3462D-2 Reg. No.: 3462D-3</p>	 <p>Voluntary Controls for Electromagnetic Emissions Reg. No.: R-2666 C-2914, T-1967, G-301</p>
 <p><b>WiFi</b> ALLIANCE AUTHORIZED RF LABORATORY</p>	 <p><b>CTIA</b> Authorized Test Lab LAB CODE 20011130-00</p>		
accredited according to DIN EN ISO/IEC 17025			
<p align="center"><b>CETECOM GmbH</b> Laboratory Radio Communications &amp; Electromagnetic Compatibility Im Teelbruch 116 • 45219 Essen • Germany Registered in Essen, Germany, Reg. No.: HRB Essen 8984 Tel.: + 49 (0) 20 54 / 95 19-954 • Fax: + 49 (0) 20 54 / 95 19-964 E-mail: info@cetecom.com • Internet: www.cetecom.com</p>			


## Table of contents

1. EXTERNAL PHOTOGRAPHS OF EUT .....	3
--------------------------------------	---

## 1. External photographs of EUT




**Photograph 1:** Front side AE 1 and EUT A




**Photograph 2:** Rear side AE 1 and EUT A



**Photograph 3:** Antenna top view (EUT B)  
Remark: wrong number on ground plane (64154)



**Photograph 4:** Antenna bottom view (EUT B)



**Photograph 5:** Loudspeaker (AE3) and Microphone (AE2)