

Annex 3: Set-up photographs to
TEST REPORT
 No.: 6-0491-14-13-2a-C2

According to:
FCC Regulations
 Part 27

for

peiker acoustic GmbH & Co. KG

V1140-100
 GSM/UMTS/LTE module

FCC-ID: QWY-V1140-100







Laboratory Accreditation and Listings			
 DAkKS Deutsche Akkreditierungsstelle D-PL-12047-01-01	 FEDERAL COMMUNICATIONS COMMISSION USA Reg. No.: 736496 MRA US-EU 0003	 Industry Canada Reg. No.: 3462D-1 Reg. No.: 3462D-2 Reg. No.: 3462D-3	 Voluntary Controls for Electromagnetic Emissions Reg. No.: R-2666 C-2914, T-1967, G-301
 WiFi ALLIANCE AUTHORIZED RF LABORATORY	 CTIA Authorized Test Lab LAB CODE 20011130-00		
accredited according to DIN EN ISO/IEC 17025			
<p align="center"> CETECOM GmbH Laboratory Radio Communications & Electromagnetic Compatibility Im Teelbruch 116 • 45219 Essen • Germany Registered in Essen, Germany, Reg. No.: HRB Essen 8984 Tel.: + 49 (0) 20 54 / 95 19-954 • Fax: + 49 (0) 20 54 / 95 19-964 E-mail: info@cetecom.com • Internet: www.cetecom.com </p>			


Table of contents

1. SET-UP PHOTOGRAPHS	3
------------------------------------	----------


1. Set-up photographs




Photograph 1: Measurements in fully-anechoic chamber (EUT vertical position)




Photograph 2: Measurements in fully-anechoic chamber (EUT vertical position close up view)




Photograph 3: Measurements in fully-anechoic chamber (EUT horizontal position)




Photograph 4: Measurements in fully-anechoic chamber (EUT horizontal position close up view)



Photograph 5: Measurements in semi-anechoic chamber (EUT vertical position)



Photograph 6: Measurements in semi-anechoic chamber (EUT horizontal position)



Photograph 7: Measurements in semi-anechoic chamber – Magnetic field