

Annex 4: Test setup photographs to
TEST REPORT
 No.:16-1-0001901T59a,
 16-1-0001901T61a,
 16-1-0001901T62a

According to:
FCC Regulations
 Part 22, Part 24

for
 peiker acoustic GmbH

Telematic Device
 ATM-02-ROW-T1

FCC: QWY-ATM2-T-13








Laboratory Accreditation and Listings			
 Deutsche Akkreditierungsstelle D-PL-12047-01-01 Accredited EMC-Test Laboratory	 FEDERAL COMMUNICATIONS COMMISSION U.S.A. MRA US-EU 0003	 Industry Canada Reg. No.: 3462D-2 Reg. No.: 3462D-3	 Voluntary Controls for Electromagnetic Emissions Reg. No.: R-2666 C-2914, T-1967, G-301
 WiFi ALLIANCE AUTHORIZED RF LABORATORY	 ctia Authorized Test Lab Lab Code: 20011130-00		
accredited according to DIN EN ISO/IEC 17025			
<p align="center"> CETECOM GmbH Laboratory Radio Communications & Electromagnetic Compatibility Im Teelbruch 116 • 45219 Essen • Germany Registered in Essen, Germany, Reg. No.: HRB Essen 8984 Tel.: + 49 (0) 20 54 / 95 19-954 • Fax: + 49 (0) 20 54 / 95 19-964 E-mail: info@cetecom.com • Internet: www.cetecom.com </p>			

Table of contents


1. CONDUCTED MEASUREMENTS	3
2. RADIATED MEASUREMENTS BELOW 30MHZ.....	4
3. RADIATED MEASUREMENTS ABOVE 30MHZ.....	5

1. Conducted Measurements




EUT A2

2. Radiated Measurements below 30MHz



EUT A1 close view standing°



EUT A1 far view standing

3. Radiated Measurements above 30MHz



EUT A1 far view standing



EUT A1 close view standing