


## Annex 4: Test setup photographs 20-1-0060701T67a-C1-A4

<b>Number of pages:</b>	6	<b>Date of Report:</b>	2021-Jul-27
<b>Testing company:</b>	CETECOM GmbH Im Teelbruch 116 45219 Essen Germany Tel. + 49 (0) 20 54 / 95 19-0 Fax: + 49 (0) 20 54 / 95 19-150	<b>Applicant:</b>	VALEO Telematik und Akustik GmbH
<b>Product:</b>	Telematic Device		
<b>Model:</b>	ATM-02-MEX-R1		
<b>FCC ID:</b>	ATM-02-MEX-R1	<b>IC:</b>	--
<b>Testing has been carried out in accordance with:</b>	Title 47 CFR, Chapter I FCC Regulations, Subchapter B Part 22 Subpart H, Part 24 Subpart E  Deviations, modifications or clarifications (if any) to above mentioned documents are written in each section under "Test method and limit".		


## Table of Contents

1	Test setup photographs .....	3
	Photograph 1 : EUT Test Setup in the fully anechoic chamber, close up view .....	3
	Photograph 2 : EUT Test Setup in the fully anechoic chamber, overview .....	3
	Photograph 3 : EUT Test Setup 2 in the fully anechoic chamber, close up view.....	4
	Photograph 4 : EUT Test Setup 2 in the fully anechoic chamber, overview .....	4
	Photograph 5 : EUT Test Setup in the semi anechoic chamber, close up view .....	5
	Photograph 6 : EUT Test Setup in the semi anechoic chamber, overview .....	5
	Photograph 7 : EUT Setup Conducted RF power .....	6


## 1 Test setup photographs



Photograph 1: EUT Test Setup in the fully anechoic chamber, close up view



Photograph 2: EUT Test Setup in the fully anechoic chamber, overview




**Photograph 3: EUT Test Setup 2 in the fully anechoic chamber, close up view**



**Photograph 4: EUT Test Setup 2 in the fully anechoic chamber, overview**



Photograph 5: EUT Test Setup in the semi anechoic chamber, close up view



Photograph 6: EUT Test Setup in the semi anechoic chamber, overview



Photograph 7: EUT Setup Conducted RF power

**End Of Annex 4**